


Service Manual Trucks

Group **37**

Release **01**

Wiring diagram

FL



CLICK HERE TO **DOWNLOAD** THE COMPLETE MANUAL

- Thank you very much for reading the preview of the manual.
- You can download the complete manual from: www.heydownloads.com by clicking the link below



- Please note: If there is no response to CLICKING the link, please download this PDF first and then click on it.

CLICK HERE TO **DOWNLOAD** THE COMPLETE MANUAL

WIRING DIAGRAM BM

Tachograph

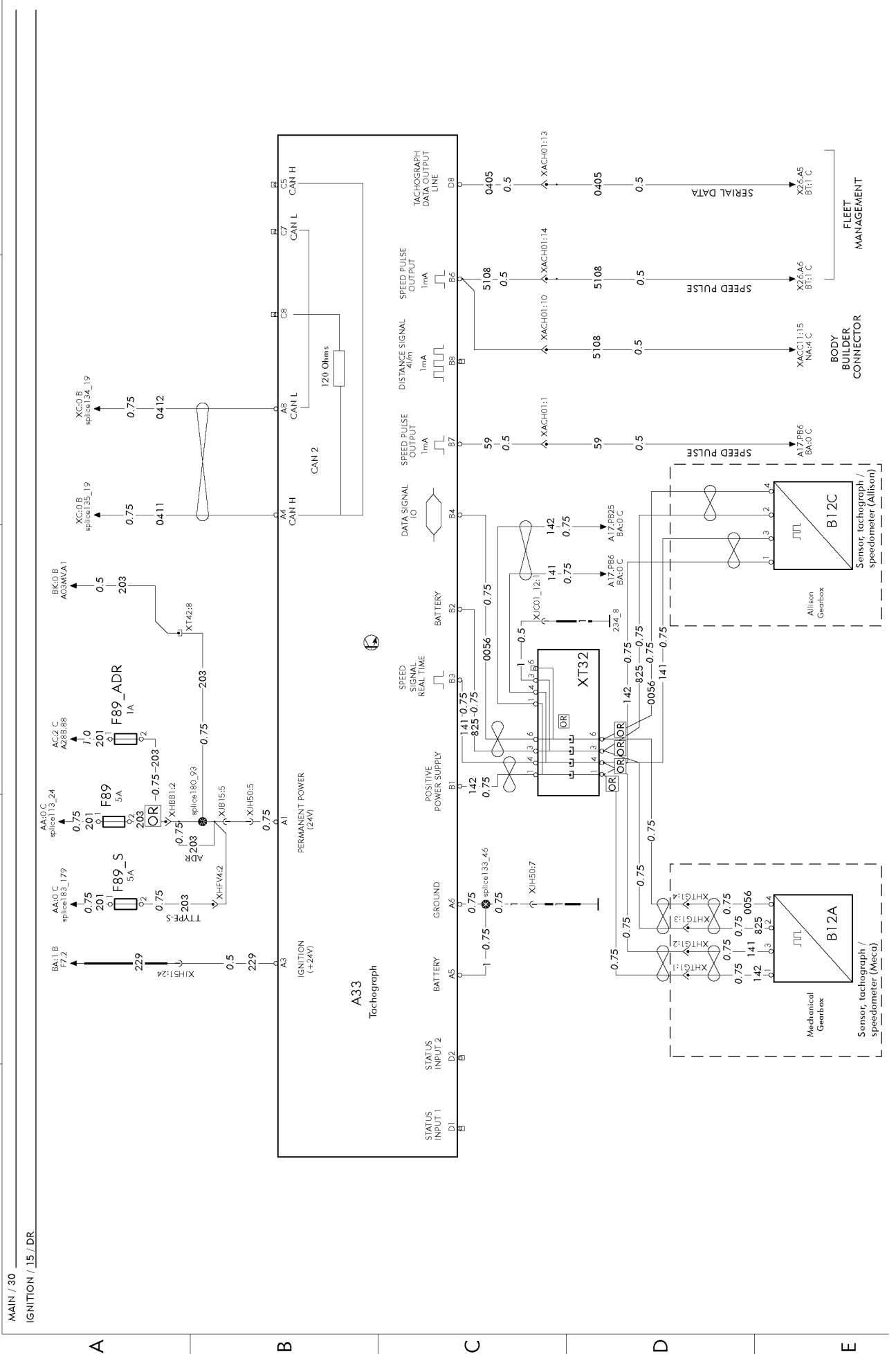
4

3

2

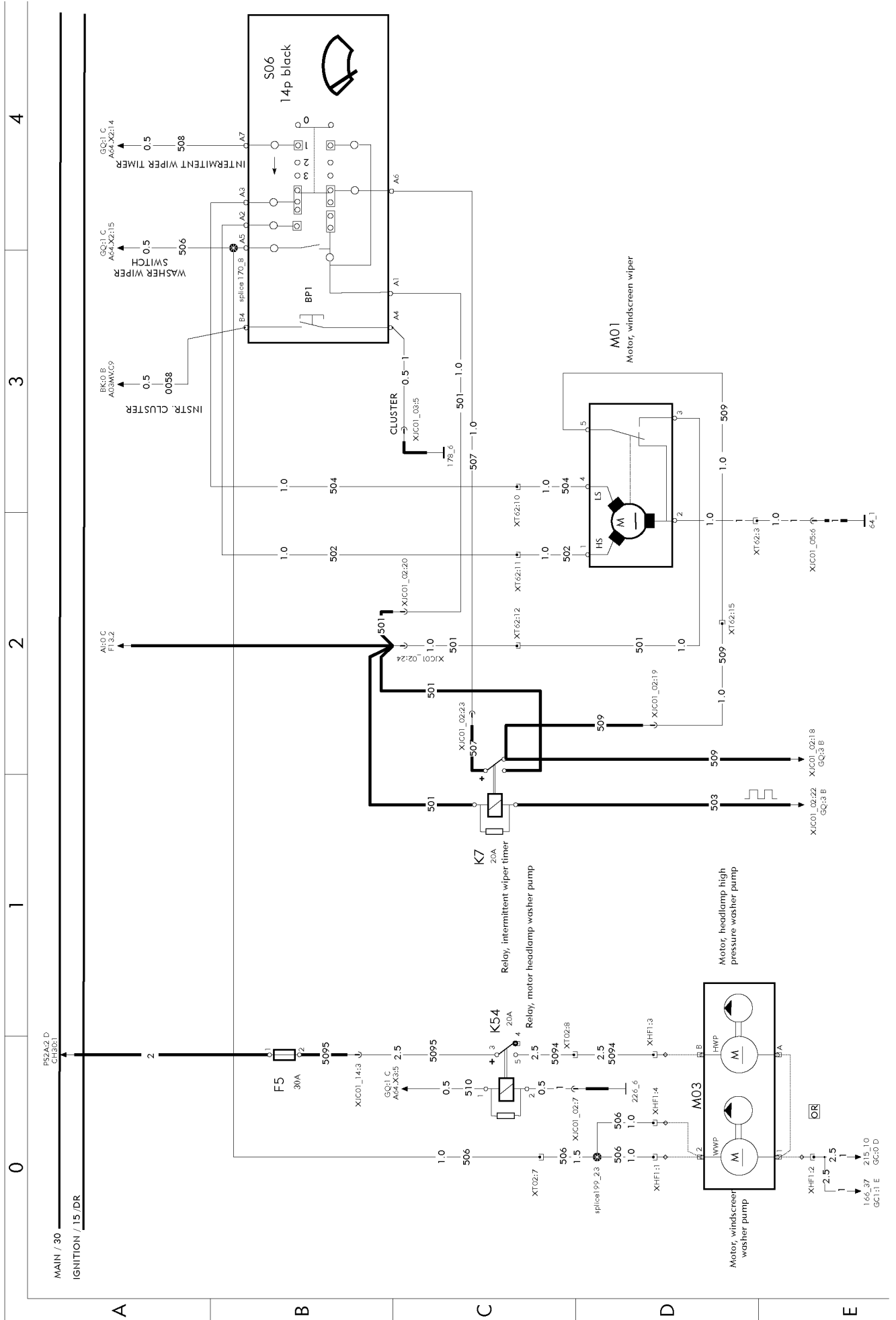
1

0



WIRING DIAGRAM GM

Windscreen wiper washer




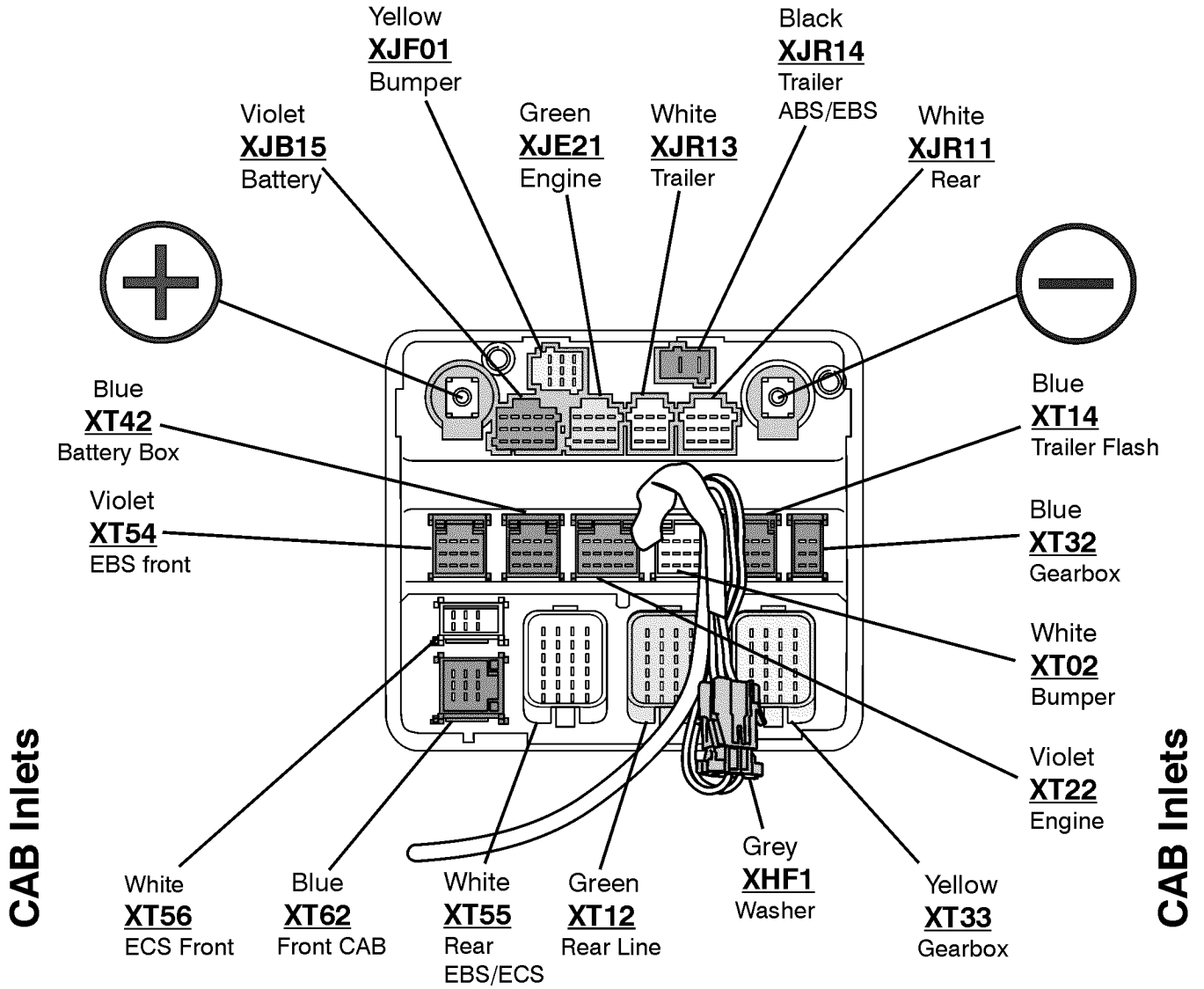
CLICK HERE TO **DOWNLOAD** THE COMPLETE MANUAL

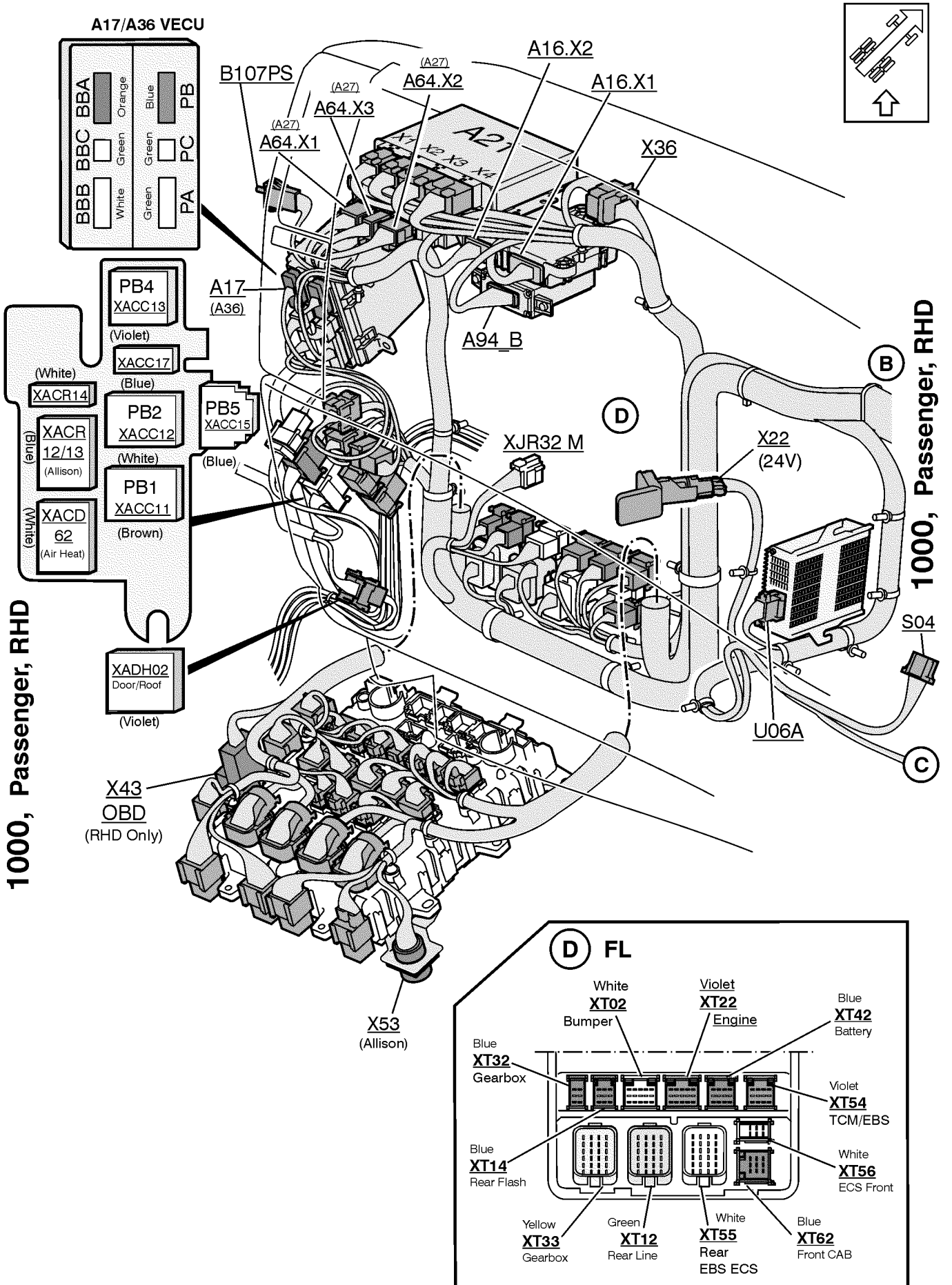
- Thank you very much for reading the preview of the manual.
- You can download the complete manual from: www.heydownloads.com by clicking the link below

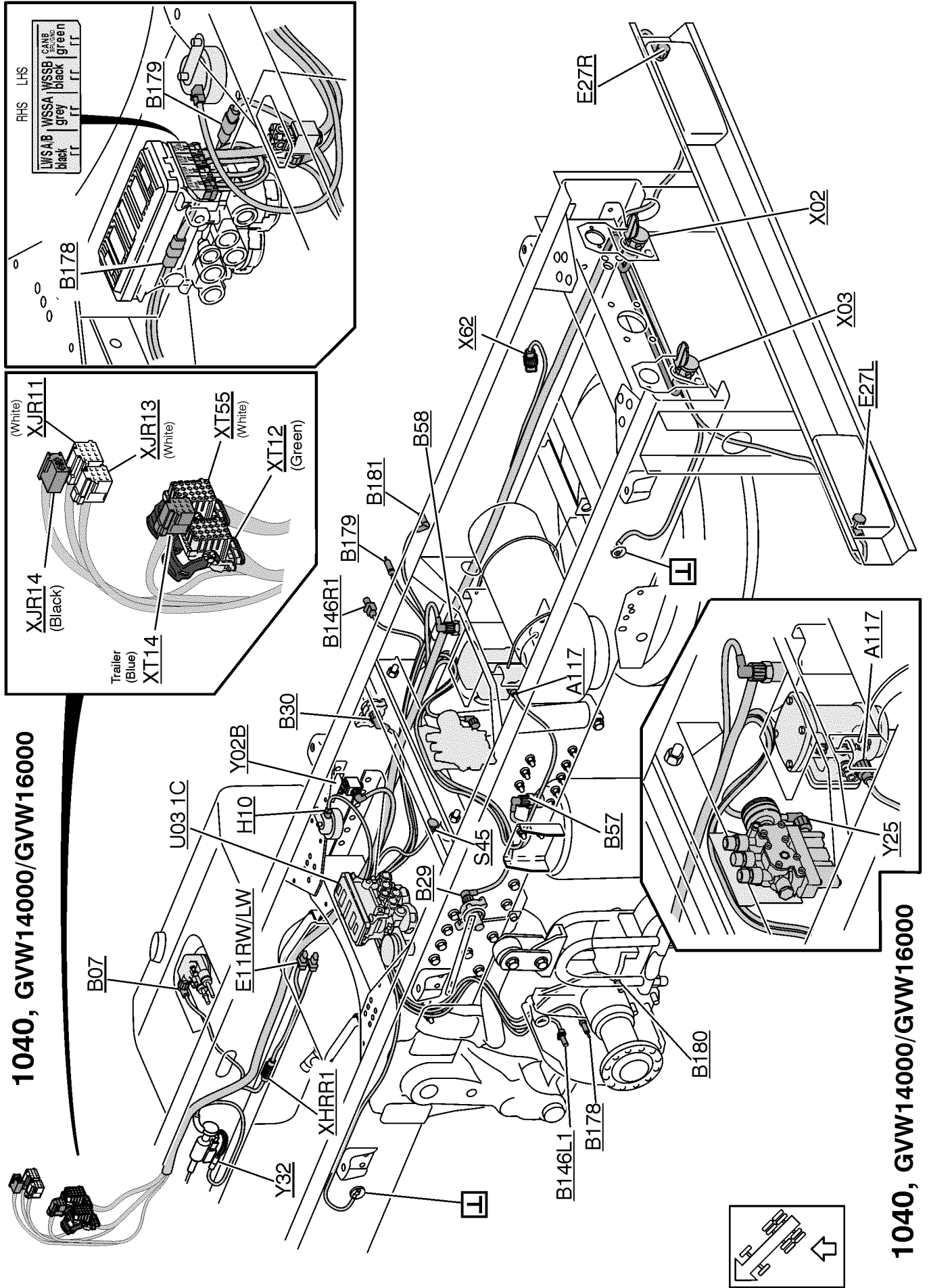


- Please note: If there is no response to CLICKING the link, please download this PDF first and then click on it.

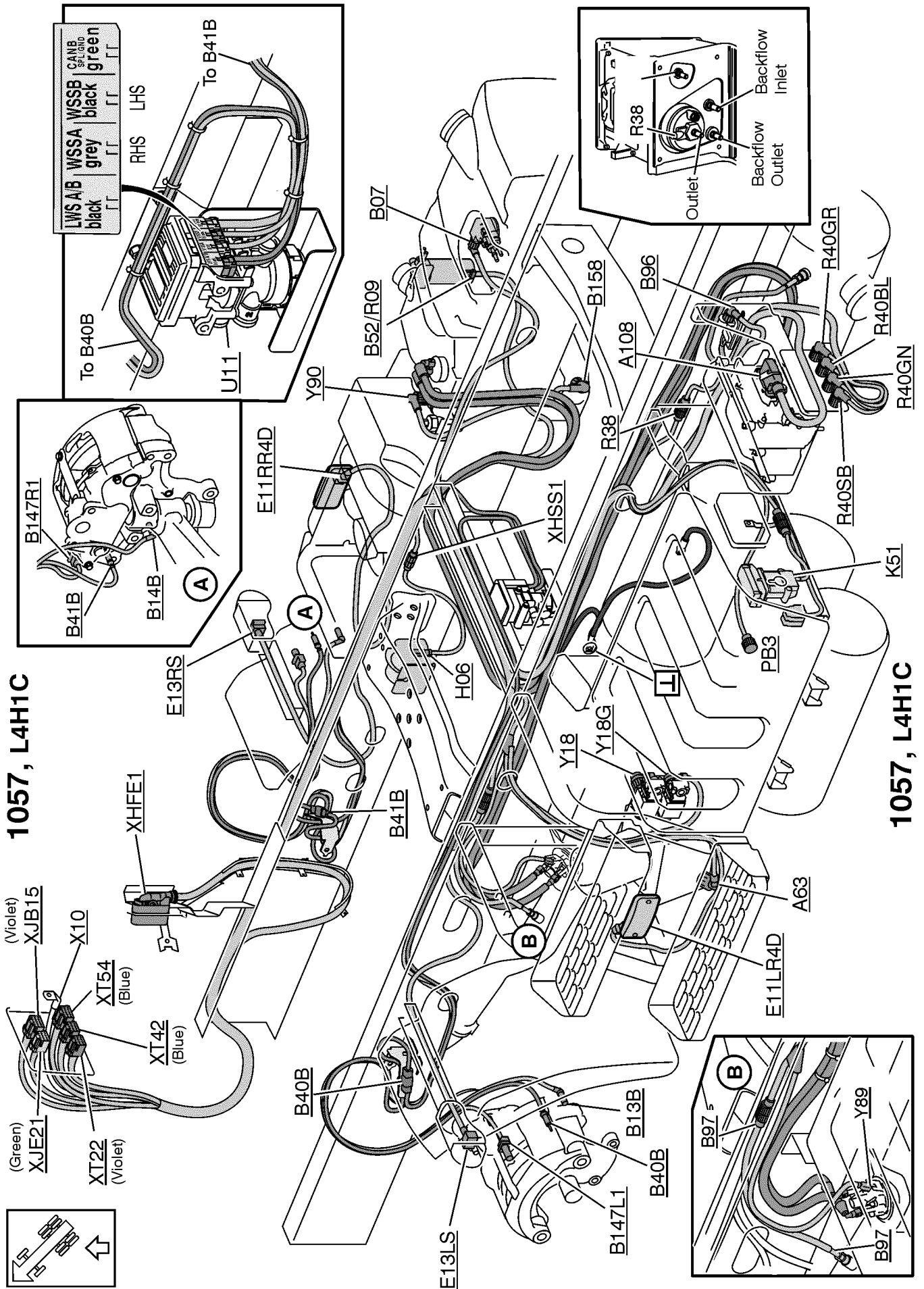
CLICK HERE TO **DOWNLOAD** THE COMPLETE MANUAL







1040, GVW14000/GVW16000



1057, L4H1C

1057, L4H1C

F75	El. heated seat, buzzer belt, BBM connector (pos. 32)	(AB:4 C/ AE:4 D)	F97	Parking light, customer gloves boxes (pos. 7)	(GA2:4 B)
F76	Horameter (pos. 8)	(AB:3 C/ AE:3 D)	F100	Front fog lights, high beam (pos. 21)	(GB2:0 A)
F77	Body builder connector (pos. 69)	(NA:1 A)	F101	Rear fog lights (pos. 15)	(GB2:2 C)
F89	Tachograph (battery box)	(BM:1 A)	F102	Horn (pos. 62)	(GQ1:1 C)
F89	Tachograph,ADR (battery box) ... _ADR	(BM:2 A)	F103	Reverse lights (pos. 33)	(GD:1 A)
F89	Tachograph, sweeper (battery _S box)	(BM:1 A)	F104	Brake lights (pos. 13)	(GD:3 A)
F90	Stalk switch (pos. 12)	(GA1:3 A)	F105	Not used (pos. 31)	(AA:2 B/ AE:4 B)
F91	Parking light, left rear lights (pos. 56)	(GA1:0 C)	F106	Not used (pos. 27)	(AJ:0 C)
F92	Parking light, right rear lights (pos. 55)	(GA1:1 C)	F107	EMS Euro4 (pos. 59)	(CU1:0 A)
F93	Parking lighting trailer/body builder connector (pos. 52)	(GA1:3 C)	F108	Parking heater/Free (pos. 82)	(AA:1 B/ AE:3 B)
F94	Parking lighting trailer/body builder connector (pos. 53)	(GA1:3 C)	F109	NDS Euro4 (battery box)	(CU4:2 B)
F96	Parking light, dashboard lights (pos. 9)	(GA2:1 B)	F109	NDS Euro4, Sweeper (battery _S box)	(CU4:2 B)
			FM5	Fuse group (battery box)	(AA:3 B/ AC:3 C)

List of connectors

XACC11:1	(NA:4 C)	XACC15:21	(NE:2 C)	XACH02:13	(IU:3 D)
XACC11:2	(NA:3 C)	XACC17:1	(DQ1:1 B)	XACH02:14	(IM:2 C)
XACC11:3	(NA:3 C)	XACC17:2	(DQ1:2 B)	XACH02:15	(IN:3 D)
XACC11:4	(NA:2 C)	XACC17:3	(DQ1:2 B)	XACR01:1	(IQ1:1 B)
XACC11:5	(NA:0 C)	XACC17:3	(IO:1 B)	XACR01:2	(IQ1:1 B)
XACC11:6	(NA:3 C)	XACC17:4	(DQ1:2 A)	XACR01:3	(IQ1:2 D)
XACC11:7	(NA:0 C)	XACD61:1	(GH1:3 B)	XACR01:4	(IQ1:3 B)
XACC11:8	(NA:2 C)	XACD61:2	(IF1:3 E)	XACR01:5	(IQ1:3 B)
XACC11:9	(NA:4 C)	XACD61:3	(IF1:2 D)	XACR01:6	(GH3:3 A)
XACC11:10	(NA:4 C)	XACD61:3	(IF2:1 B)	XACR01:7	(GH3:3 C)
XACC11:11	(NA:1 C)	XACD61:4	(IQ:2 C)	XACR01:8	(GH3:2 D)
XACC11:12	(NA:3 C)	XACD61:5	(IF1:2 C)	XACR01:9	(IM:2 D)
XACC11:13	(NA:2 C)	XACD61:5	(IF2:2 C)	XACR01:10	(IM:3 D)
XACC11:14	(NA:1 C)	XACD61:6	(IF1:0 C)	XACR14:4	(HJ:1 D)
XACC11:15	(NA:4 C)	XACD61:8	(IF1:0 B)	XACR14:4	(HJ1:1 D)
XACC11:16	(NA:2 C)	XACD61:9	(GH1:3 C)	XACR14:5	(HJ:1 D)
XACC11:17	(NA:4 C)	XACD61:11	(IF1:2 C)	XACR14:5	(HJ1:1 C)
XACC11:18	(NA:0 C)	XACD61:11	(IF2:2 C)	XACR15:1	(IR:4 D)
XACC11:19	(NA:2 C)	XACD61:12	(IF1:1 B)	XACR15:2	(IR:4 C)
XACC11:20	(NA:1 C)	XACD61:13	(IQ:3 B)	XADH01:1	(IM:0 D)
XACC11:21	(NA:1 C)	XACD61:14	(IF1:2 E)	XADH01:5	(IM:0 D)
XACC12:3	(NB:2 C)	XACD61:14	(IF2:2 C)	XADH01:9	(IM:0 D)
XACC12:4	(NB:0 C)	XACD61:15	(IQ:2 C)	XADH02:1	(IM:1 D)
XACC12:5	(NB:1 C)	XACD62:1	(GH1:3 B)	XADH02:5	(IM:1 D)
XACC12:6	(NB:3 C)	XACD62:2	(IF1:3 D)	XADH02:9	(IM:1 D)
XACC12:7	(NB:0 C)	XACD62:3	(IF1:2 D)	XAH1	(GA2:4 E)
XACC12:8	(NB:1 C)	XACD62:3	(IF2:2 B)	XAH2	(GA2:4 E)
XACC12:9	(NB:3 C)	XACD62:4	(IQ:2 C)	XAH3	(GA2:4 E)
XACC12:11	(NB:1 C)	XACD62:5	(IF1:2 D)	XAH4	(GA2:4 E)
XACC12:12	(NB:2 C)	XACD62:5	(IF2:2 B)	XAHH1:1	(GC2:3 E)
XACC12:14	(NB:2 C)	XACD62:7	(BK:0 D)	XAHH1:2	(GC2:3 D)
XACC12:15	(NB:2 C)	XACD62:8	(BK:1 D)	XAHH2:1	(GC2:4 E)
XACC12:16	(NB:0 C)	XACD62:9	(GH1:3 C)	XAHH2:2	(GC2:4 D)
XACC12:17	(NB:0 C)	XACD62:11	(IF1:2 D)	XAHH4:1	(GH3:1 B)
XACC12:18	(NB:2 C)	XACD62:11	(IF2:2 C)	XAHH4:2	(GH3:1 C)
XACC13:1	(ND:1 C)	XACD62:12	(IF1:1 B)	XAHH4:3	(GH3:1 D)
XACC13:2	(ND:2 C)	XACD62:14	(IF1:2 E)	XAHR1:1	(GC2:3 D)
XACC13:4	(ND:1 C)	XACD62:14	(IF2:2 C)	XAHR1:2	(GC2:3 D)
XACC13:5	(ND:2 C)	XACD62:15	(IQ:2 C)	XAHR1:3	(GC2:3 D)
XACC13:6	(ND:3 C)	XACH01:1	(BM:3 C)	XAHR1:4	(GC2:3 D)
XACC13:7	(ND:1 C)	XACH01:2	(IU:2 C)	XAHR3:1	(GC2:3 D)
XACC13:8	(ND:2 C)	XACH01:3	(IU:2 C)	XAHR3:2	(GC2:3 D)
XACC13:9	(ND:3 C)	XACH01:4	(XC:0 C)	XAHR4:1	(GC2:4 D)
XACC13:10	(ND:1 C)	XACH01:5	(IU:3 C)	XAHR4:2	(GC2:4 D)
XACC13:11	(ND:2 C)	XACH01:6	(XC:0 C)	XAR1	(GC2:3 D)
XACC13:12	(ND:4 C)	XACH01:7	(XC:0 C)	XAR2	(GC2:3 D)
XACC13:13	(ND:1 C)	XACH01:8	(IU:3 C)	XAR3	(GC2:3 D)
XACC13:14	(ND:3 C)	XACH01:9	(XC:0 C)	XAR4	(GC2:3 D)
XACC15:1	(NE:3 C)	XACH01:10	(BM:3 C)	XARD01:1	(GH3:4 A)
XACC15:2	(NE:2 C)	XACH01:11	(IM:2 B)	XARD01:2	(GH3:4 C)
XACC15:3	(NE:0 C)	XACH01:12	(IM:1 C)	XARD01:3	(IQ1:3 B)
XACC15:4	(NE:3 C)	XACH01:13	(BM:4 C)	XARD01:4	(IQ1:3 B)
XACC15:5	(NE:2 C)	XACH01:14	(BM:3 C)	XARD01:5	(IQ1:3 D)
XACC15:6	(NE:0 C)	XACH01:15	(IM:2 C)	XARD02:1	(GH3:3 A)
XACC15:7	(NE:4 C)	XACH02:1	(IU:2 D)	XARD02:2	(GH3:3 C)
XACC15:8	(NE:3 C)	XACH02:2	(IU:1 D)	XARD02:3	(IQ1:1 B)
XACC15:9	(NE:0 C)	XACH02:3	(IU:1 D)	XARD02:4	(IQ1:1 B)
XACC15:10	(NE:2 C)	XACH02:4	(IU:2 D)	XARD02:5	(IQ1:1 D)
XACC15:11	(NE:1 C)	XACH02:5	(GH3:2 C)	XHBB1:1	(AA:0 B)
XACC15:12	(NE:1 C)	XACH02:6	(IU:2 D)	XHBB1:2	(BM:1 A)
XACC15:14	(NE:1 C)	XACH02:7	(GH3:1 B)	XHBB1:3	(CU4:2 C)
XACC15:15	(NE:1 C)	XACH02:8	(IU:2 D)	XHEE2	(AA:3 C)
XACC15:16	(NE:3 C)	XACH02:9	(GC2:4 B)	XHEE2	(AC:3 C)
XACC15:17	(NE:4 C)	XACH02:10	(IU:3 D)	XHF1:1	(GM:0 D)
XACC15:18	(NE:4 C)	XACH02:11	(IU:3 D)	XHF1:2	(GM:0 E)
XACC15:20	(NE:2 C)	XACH02:12	(IN:3 D)	XHF1:3	(GM:0 D)

CLICK HERE TO **DOWNLOAD** THE COMPLETE MANUAL

- Thank you very much for reading the preview of the manual.
- You can download the complete manual from: www.heydownloads.com by clicking the link below



- Please note: If there is no response to CLICKING the link, please download this PDF first and then click on it.

CLICK HERE TO **DOWNLOAD** THE COMPLETE MANUAL