

AT-146-3 43011100032 UPPER

PD2000204-01 SWING UNIT
PF1000675-00 WINCH SYSTEM
PG2000267-00 BOOM UNIT
PH1000550-00 SAFETY DEVICES (MOTION CONTROLLER)
PJ3000561-00 BUCKET SYSTEM
PJ5000003-00 BOOSTER UNIT
PK2001161-00 FRAME UNIT
PO1000171-00 INDICATION PLATES
PW1000118-00 ACCESSORIES & TOOLS
PX1001128-00 MOUNTING PARTS
PY1001439-00 OPTIONS
ASSEMBLY

CLICK HERE TO **DOWNLOAD** THE COMPLETE MANUAL

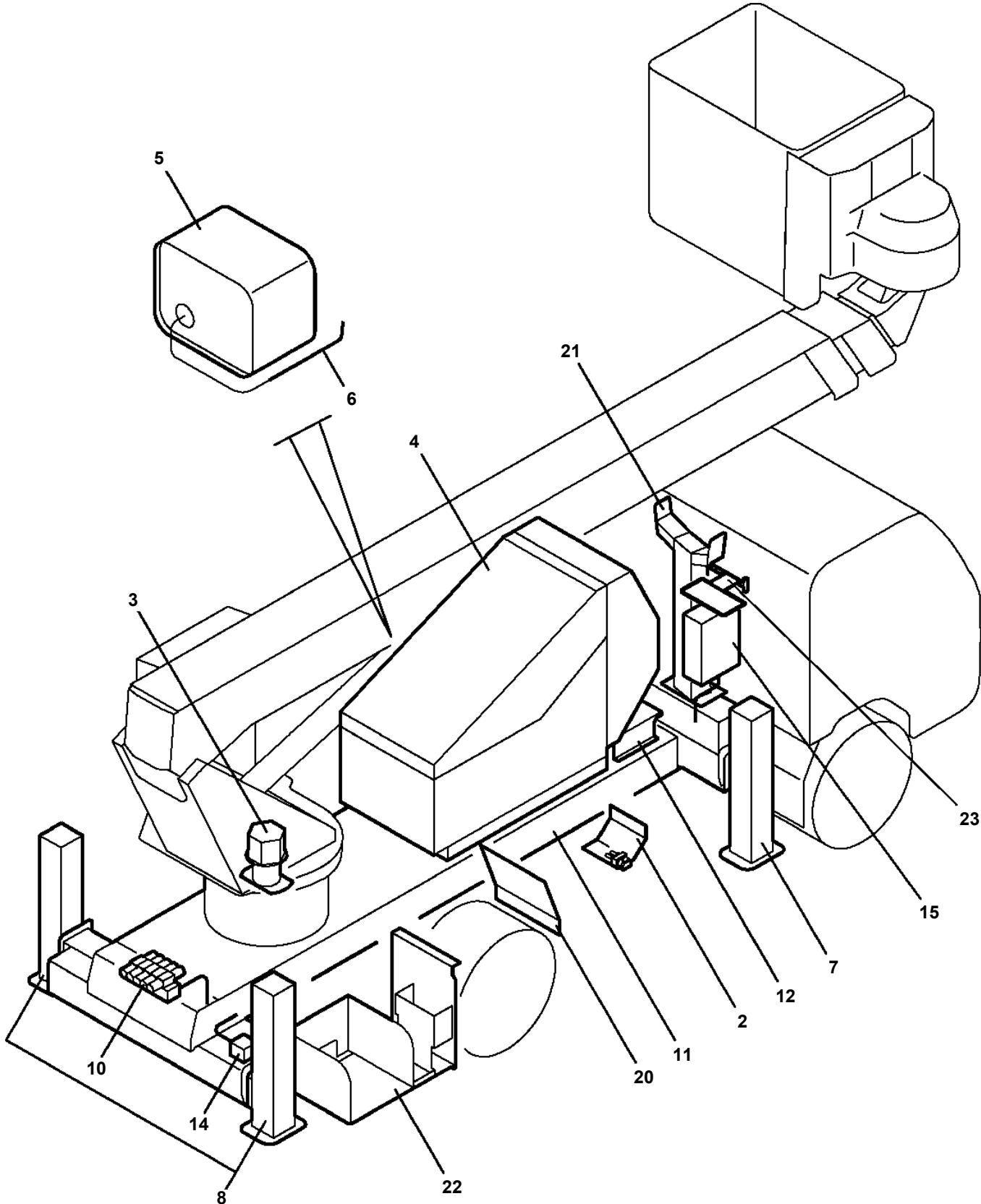
- Thank you very much for reading the preview of the manual.
- You can download the complete manual from: www.heydownloads.com by clicking the link below



- Please note: If there is no response to CLICKING the link, please download this PDF first and then click on it.

CLICK HERE TO **DOWNLOAD** THE COMPLETE MANUAL

**AT-146-3 43011100032 UPPER
PK2001161-00 FRAME UNIT**



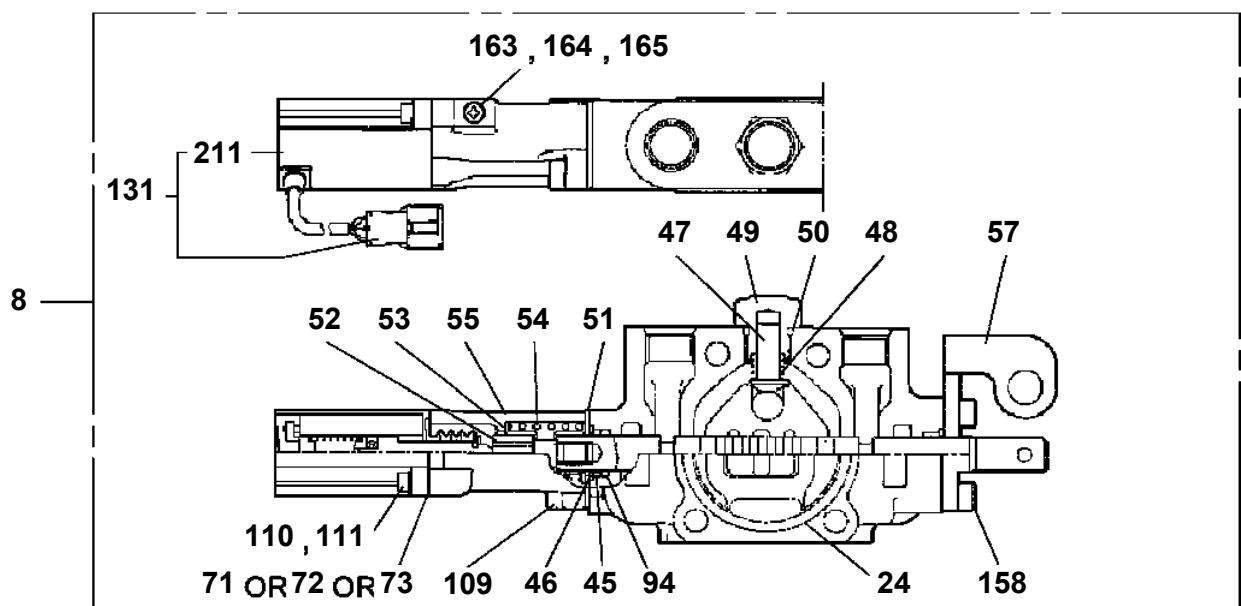
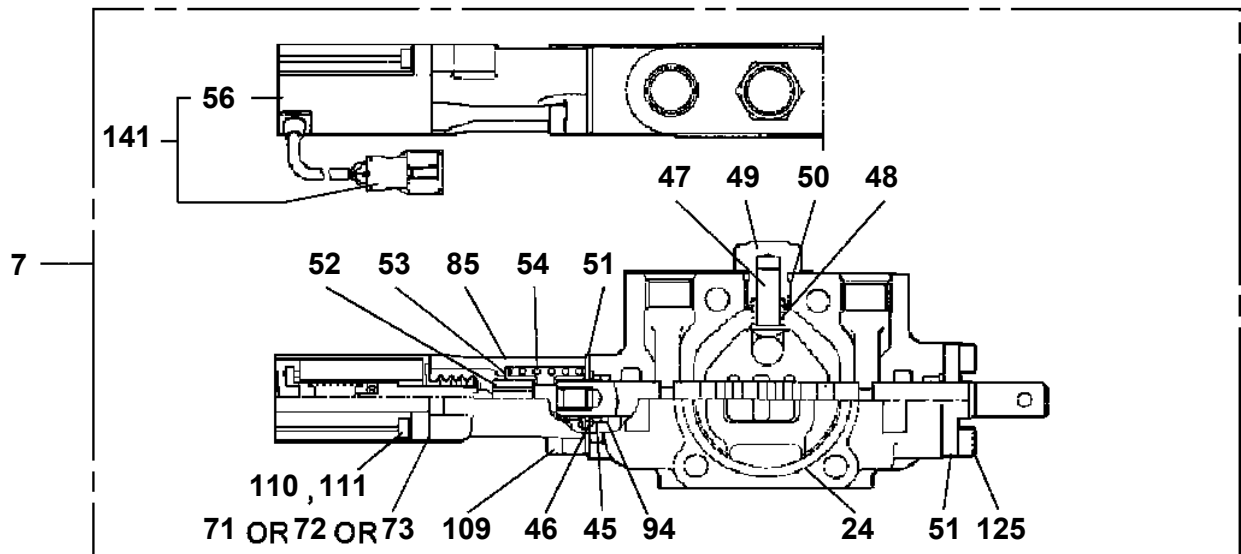
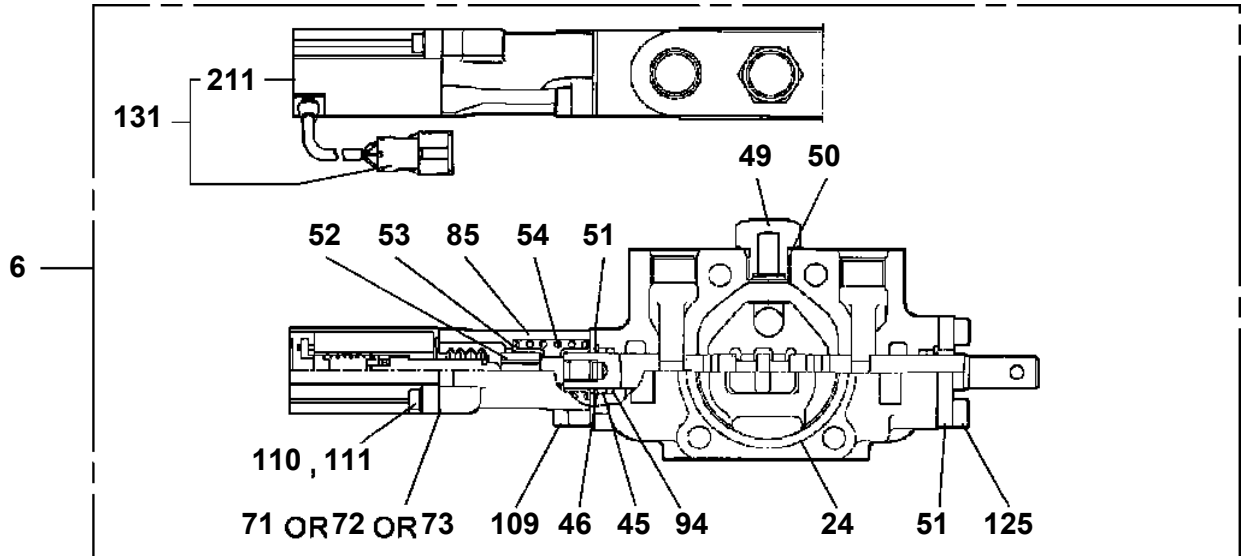
AT-146-3 43011100032 UPPER

PH5032421-00 HARNESS
PH5032426-00 HARNESS (MAIN)
PH5032427-01 HARNESS
PH5032500-00 HARNESS
PH5032593-00 HARNESS
PH5033252-00 HARNESS
PH5033349-00 HARNESS (MAIN)
PH5033366-00 HARNESS
PH5033697-00 HARNESS
PH5033701-00 HARNESS
PH5034227-00 HARNESS
PH5034228-00 HARNESS
PH5034356-00 HARNESS
PH5034367-00 HARNESS
PH5034371-00 HARNESS
PH5034445-00 HARNESS
PH5034448-00 HARNESS
PH5034452-00 HARNESS
PH5080161-01 HOOK ASSY (MARTEC LOCKING HOOK/BK-7/8-10,2TON)
PH5100004-00 HOSE ASSY
PH5100005-00 HOSE ASSY (BUCKET PANEL,SAFETY HOSE)
PI1010074-00 MOTOR,HYDRAULIC (SWING)
PI1010176-00 MOTOR,HYDRAULIC
PI1010224-00 MOTOR,HYDRAULIC
PI1100056-00 VALVE,RELIEF
PI1100061-00 VALVE,RELIEF
PI1100135-00 VALVE,RELIEF
PI1120148-01 VALVE,SOLENOID
PI1120238-02 VALVE,SOLENOID
PI1120259-01 VALVE,SOLENOID
PI1120272-01 VALVE,SOLENOID
PI1120273-01 VALVE,SOLENOID
PI1120335-00 VALVE,SOLENOID
PI1120336-00 VALVE,SOLENOID
PI1140133-01 VALVE,CHECK
PI1140136-01 VALVE,CHECK
PI1140188-00 VALVE,CHECK
PI1140189-00 VALVE,CHECK
PI1140212-00 VALVE,CHECK
PI1140221-00 VALVE,CHECK
PI1140227-00 VALVE,CHECK
PI1250153-00 VALVE,COUNTERBALANCE
PI1280051-00 VALVE,PILOT CHECK
PI1300041-00 FILTER,OIL
PI1300048-01 FILTER,OIL
PI5170001-05 INTERLOCK ASSY (HINO≠TOYOTA,FOR NO.3 BRAKE)
PJ3010108-00 BUCKET (INNER CASE)
PJ3010320-00 BUCKET
PJ3020057-00 FRAME
PJ3040057-04 OPE.ASSY
PJ3200096-01 PIPING,BUCKET
PJ3240037-00 COVER (CLOTH,WHITE)
PJ3240041-00 COVER (BUCKET,FRP,WHITE)
PJ3340015-01 CYLINDER,LIFT (BUCKET)
PJ5050119-00 JIB ASSY
PJ5080040-00 JOINT ASSY
PK1011424-01 FRAME
PK1100464-00 SWING FRAME
PK1100488-00 SWING FRAME
PK1200454-03 COVER,SWING FRAME
PK1330378-00 COVER
PK1330386-00 COVER (ENGINE FRONT)
PK1330418-02 COVER (ENGINE UNIT)
PK1330419-00 COVER (EMERGENCY SWITCH KEY TYPE)

AT-146-3 4301110032 UPPER

Pos No.	Parts No	Parts Name	Qty	Unit	Technical Data	Serial No (Start)	Serial No (End)	Remarks	Pa
2	90101208055	BOLT	2		M8X55		228346		
3	90280200800	NUT,FLANGE	4		M8		228346		
	90280200800	NUT,FLANGE	2		M8	228347			
4	42648720201	SUPPORT	1				229424		
	42648720202	SUPPORT	1			229425			
5	90186208020	BOLT,FLANGE	2		M8X20				
6	90288108012	NUT	1		M8X12				
7	82100002018	CLAMP	2		WR35				
8	90186208030	BOLT,FLANGE	1		M8X30				
9	91803600200	CLIP	4		D=13-20				
10	90201200800	NUT	1		M8				
11	90302040801	WASHER,SPRING	1		8				
12	90186208014	BOLT,FLANGE	2		M8X14		228346		
	90186208014	BOLT,FLANGE	1		M8X14	228347			
13	82400000347	GROMMET	1		L=320		229424		
	82400000205	GROMMET	1			229425			
14	42421023200	SUPPORT	1				228346		
15	91810130250	FASTENER	2						
16	82100002008	CLAMP	1		WR12	228347	229424		
17	82100002012	CLAMP	1		WR18	228347	229424		
18	37000916270	JOINT	1			228347	229424		
19	37000931640	JOINT	1			228347	229424		
20	37000932870	CAP	2			228347	229424		
21	42345530020	PLATE	1			228347	229424		
22	90186206020	BOLT,FLANGE	2		M6X20	228347	229424		
23	90201200600	NUT	4		M6	228347	229424		
24	90302040601	WASHER,SPRING	2		6	228347	229424		
25	90303070601	WASHER,PLAIN	2		6	228347	229424		
31	37000931640	JOINT	1				228346		
	37000931640	JOINT	1			229425			
32	80456700610	JOINT,SELF SEALING	2				228346		
33	80456710620	JOINT,SELF SEALING	2				228346		
34	80316090060	PLUG	2		KKT PT3/8		228346		
35	42421023110	JOINT	1				228346		
36	37000916270	JOINT	1				228346		
	37000916270	JOINT	1			229425			
52	90186208010	BOLT,FLANGE	2		M8X10	229425			
71	43640360210	JOINT	1			229425			
74	80313010100	PACKING	2			229425			
75	80316070060	PLUG	2		PF3/8	229425			

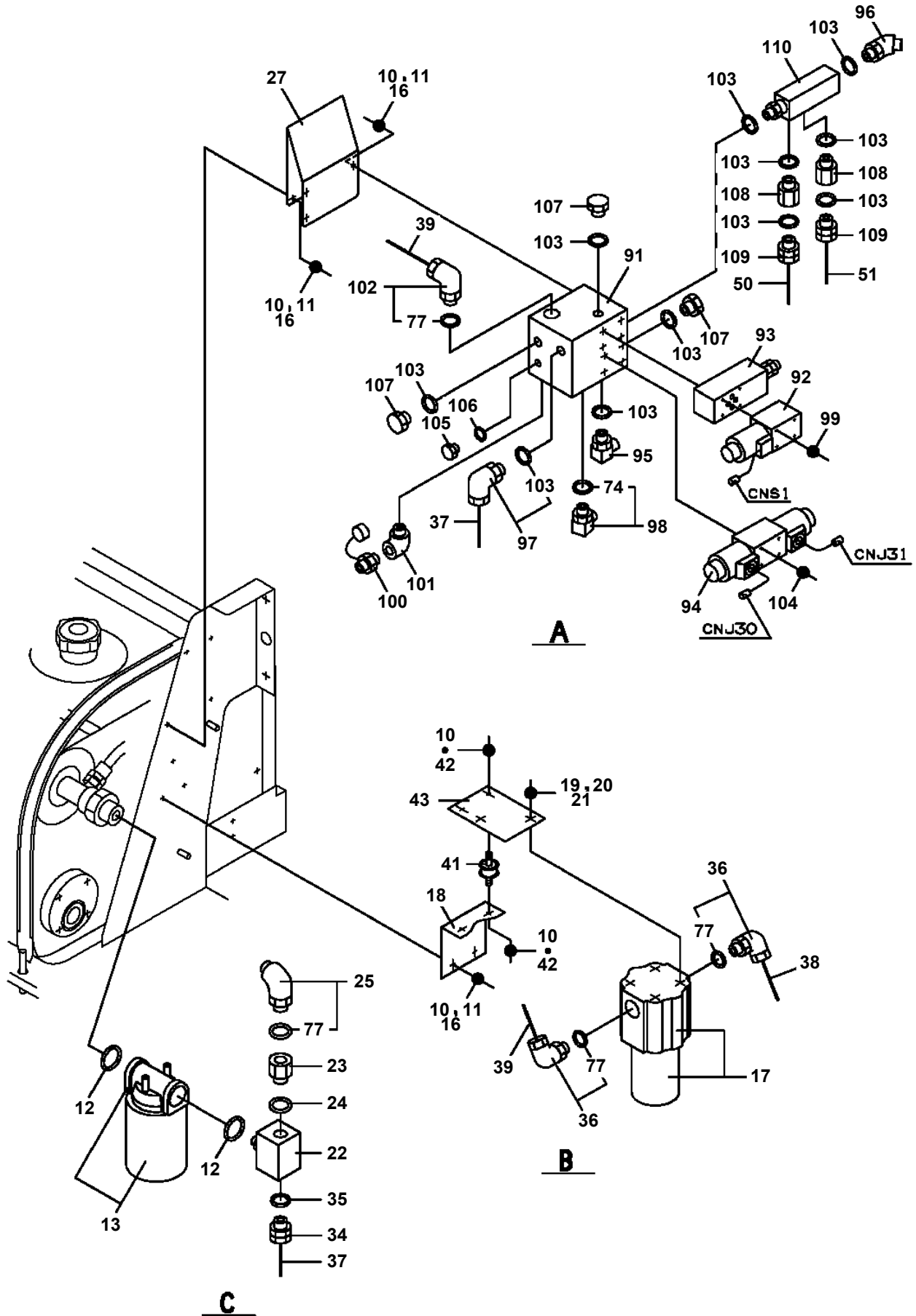
**AT-146-3 43011100032 UPPER
PB1320627-01 VALVE, MANUAL CONTROL**



AT-146-3 43011100032 UPPER

Pos No.	Parts No	Parts Name	Qty	Unit	Technical Data	Serial No (Start)	Serial No (End)
1	37000587640	SUPPORT	1				
2	42502960100	SUPPORT	1				
3	80400160129	JOINT	2				
4	37002459270	HOSE	1		L=300		228424
	37002412250	HOSE	1		L=280	228425	
6	90101208016	BOLT	2		M8X16		
7	90302040801	WASHER,SPRING	5		8		
8	37002430010	HOSE	1		L=2600		
9	91810132530	FASTENER	15				
10	81408000210	PIPE,STEEL	1	M	15X2.0T		
11	81408000210	PIPE,STEEL	1	M	15X2.0T		
12	80302090181	FITTING	2		KCO15-030N		
13	91002801400	O-RING	4		1B P14		
14	42395081120	PLATE,NAME	1				
15	90131508012	BOLT,HEXAGON SOCKET <M8X12.	3				
17	80456120610	JOINT,SELF SEALING (PLUG)	1				
18	80456110610	JOINT,SELF SEALING (SOCKET)	1				
20	91810130230	FASTENER	1				
21	80400160209	CAP	1			228445	
22	80400160210	CAP	1			228445	
31	42504682000	COVER ASSY	1				
41	36604750000	VALVE,RELIEF	1				
42	80400160129	JOINT	1				
43	91002801400	O-RING	4		1B P14		
44	42502961100	JOINT	1				
45	80471020503	JOINT	1		45,G3/8-G3/8		
46	80302090181	FITTING	2		KCO15-030N		
57	82480001103	CATCH	1				
59	82464102700	HINGE	2				
71	91071011500	O-RING	1		Y22550-115-A		
72	91470000600	RING,BACKUP	1		Y22021-06		
91	42502962100	HARNESS	1				
92	82199504017	NUT	1		AT-401N		
93	42504681101	PLATE,NAME	1				
94	42809631200	LAMP ASSY (RED,WITH HARNESS)	1				
95	82199514013	CAP	1				
111	42504682100	COVER	1				
112	42504682200	SUPPORT	1				
113	90201500300	NUT	12		M3		
114	80172803008	SCREW,MACHINE	12		M3X8		
115	90302510301	WASHER,SPRING (SUS 3)	12				
116	90303520301	WASHER,PLAIN	2		3		
118	82400000393	INSULATOR	1				
120	80172804020	SCREW,MACHINE	1		M4X20		
121	90302510401	WASHER,SPRING	1		4		
122	90303520401	WASHER,PLAIN	1		4		

**AT-146-3 43011100032 UPPER
PB1411973-01 PIPING,LOWER (TANK)**



AT-146-3 4301110032 UPPER

Pos No.	Parts No	Parts Name	Qty	Unit	Technical Data	Serial No (Start)	Serial No (End)
1	80305010120	FITTING,TEE	1		ZKTA15-000N		
3	90172108060	BOLT,HEXAGON SOCKET	2		M8X60		
4	90302040801	WASHER,SPRING	9		8		
5	42502960100	SUPPORT	1				
6	90131508012	BOLT,HEXAGON SOCKET <M8X12.	3				
7	80456110610	JOINT,SELF SEALING (SOCKET)	1				
8	80456120610	JOINT,SELF SEALING (PLUG)	1				
10	80305151504	FITTING,TEE	1				
11	81408000210	PIPE,STEEL	1	M	15X2.0T		
12	91002801400	O-RING	6		1B P14		
13	37000300750	SLEEVE	2		18-15		
14	90186208040	BOLT,FLANGE	1		M8X40		
16	81408000210	PIPE,STEEL	1	M	15X2.0T		
17	37000928370	JOINT	1		S,G1/2-G1/2		
18	42504680101	SUPPORT	1				
19	91002801800	O-RING	2		1B P18		
20	80303130201	FITTING,ELBOW	1		KLO15-040E		
22	81408000210	PIPE,STEEL	1	M	15X2.0T		
23	37002449160	HOSE	1		L=800		
24	81408000210	PIPE,STEEL	1	M	15X2.0T		
25	81408000210	PIPE,STEEL	1	M	15X2.0T		
26	37005700050	CLAMP	1		18X2		
27	42504680201	SUPPORT	1				
29	80302090181	FITTING	3		KCO15-030N		
30	91810130250	FASTENER	10				
31	82100001412	TUBE,SPIRAL	2	M	SE-12BK		
32	42505341000	BOOSTER	1				
33	90101208018	BOLT	4		M8X18		
34	81408000210	PIPE,STEEL	1	M	15X2.0T		
35	37002405040	HOSE	1		L=1120		
36	42344041110	ORIFICE	1				
37	37000920740	JOINT	1				
38	91002801100	O-RING	2		1B P11		
39	80400160129	JOINT	1				
40	37000931400	JOINT	1				
41	91810132530	FASTENER	8				
42	42395081120	PLATE,NAME	1				
43	91810130230	FASTENER	1				
44	80400160209	CAP	1			228445	
45	80400160210	CAP	1			228445	
51	42504682000	COVER ASSY	1				
61	42736711100	FITTING,FLANGE	1				
62	36645930000	VALVE,SOLENOID	1				
63	90172105050	BOLT,HEXAGON SOCKET	4		M5X50		
64	80400160130	JOINT	1		S,G1/2-G3/8		
65	91002801800	O-RING	5		1B P18		
66	80316070040	PLUG	2		PF1/4		
67	91002801100	O-RING	2		1B P11		
68	80303130181	FITTING,ELBOW	1		KLO15-030E		
69	80303130201	FITTING,ELBOW	2		KLO15-040E		
70	36604750000	VALVE,RELIEF	1				
71	80400160131	JOINT	1				
81	91071011500	O-RING	1		Y22550-115-A		
82	91470000600	RING,BACKUP	1		Y22021-06		
91	42504682100	COVER	1				
92	42504682200	SUPPORT	1				
93	90201500300	NUT	12		M3		
94	80172803008	SCREW,MACHINE	12		M3X8		
95	90302510301	WASHER,SPRING (SUS 3)	12				
96	90303520301	WASHER,PLAIN	2		3		
97	82480001103	CATCH	1				
98	82400000393	INSULATOR	1				
99	82464102700	HINGE	2				

AT-146-3 43011100032 UPPER

Pos No.	Parts No	Parts Name	Qty	Unit	Technical Data	Serial No (Start)	Serial No (End)	Re
232	90101208012	BOLT	10		M8X12	229415		
233	90302040801	WASHER,SPRING	10		8	229415		
234	90303070801	WASHER,PLAIN	10		8	229415		

AT-146-3 43011100032 UPPER

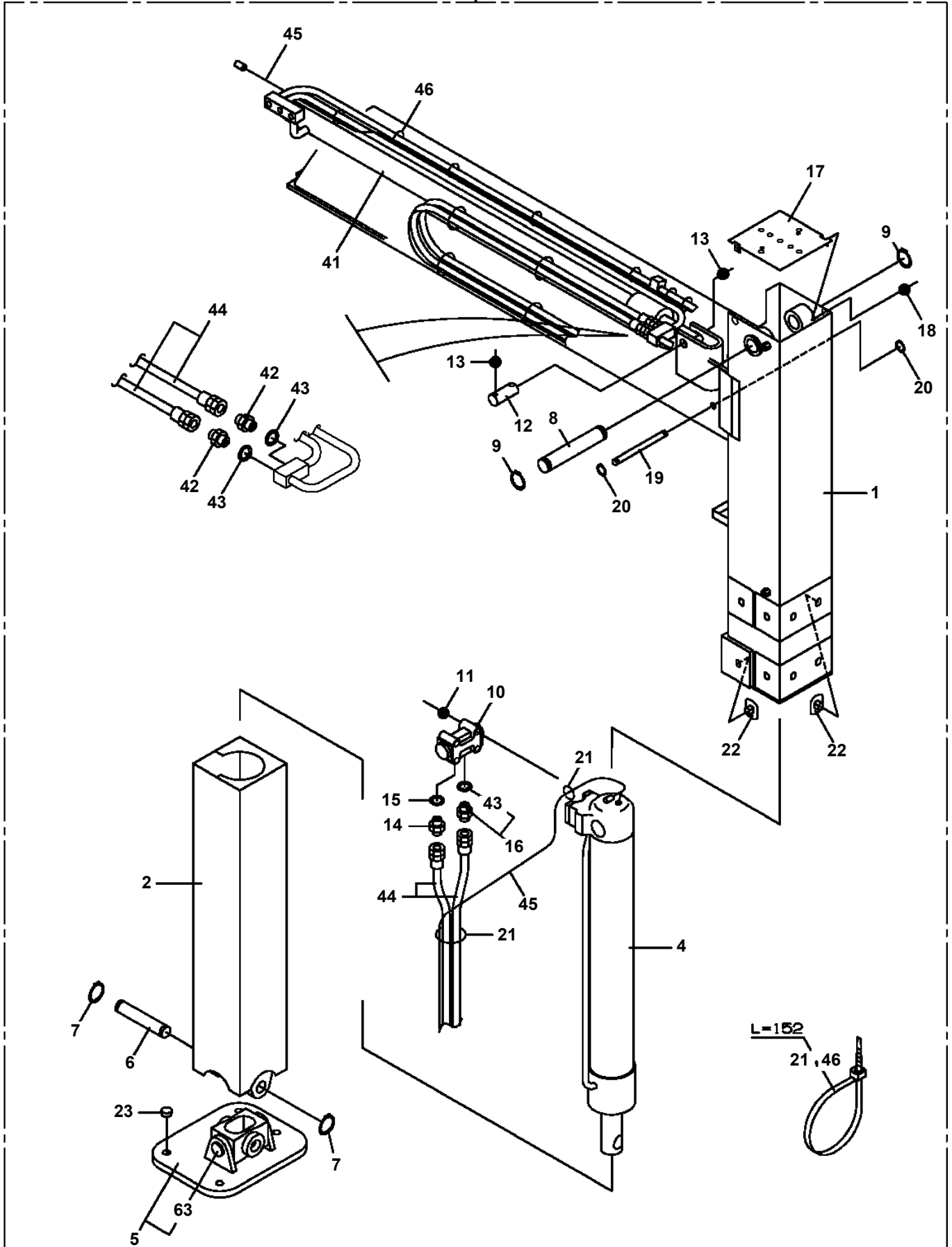
Pos No.	Parts No	Parts Name	Qty	Unit	Technical Data	Serial No (Start)	Serial No (End)	Remarks	Pages
1	42512340000	BELT	1						

AT-146-3 43011100032 UPPER

Pos No.	Parts No	Parts Name	Qty	Unit	Technical Data	Serial No (Start)	Serial No (End)	Remarks	Pages
1	42475580100	PLATE	4						
2	90101212035	BOLT	16		M12X35				
3	90302041201	WASHER,SPRING	16		12				
4	42502970100	FLOAT ASSY	2						
5	42505670100	FLOAT ASSY	1						
6	90101208045	BOLT	4		M8X45				
7	90302040801	WASHER,SPRING	4		8				
8	90303070801	WASHER,PLAIN	4		8				
9	90303071201	WASHER,PLAIN	4		12				
10	90201201200	NUT	8		M12				
11	42505670200	FLOAT ASSY	1						
31	42612851420	TRUNNION	2						
43	42610263100	TRUNNION	2						

AT-146-3 43011100032 UPPER
PC5150015-00 CASE ASSY,INNER (FRONT,LEFT)

100

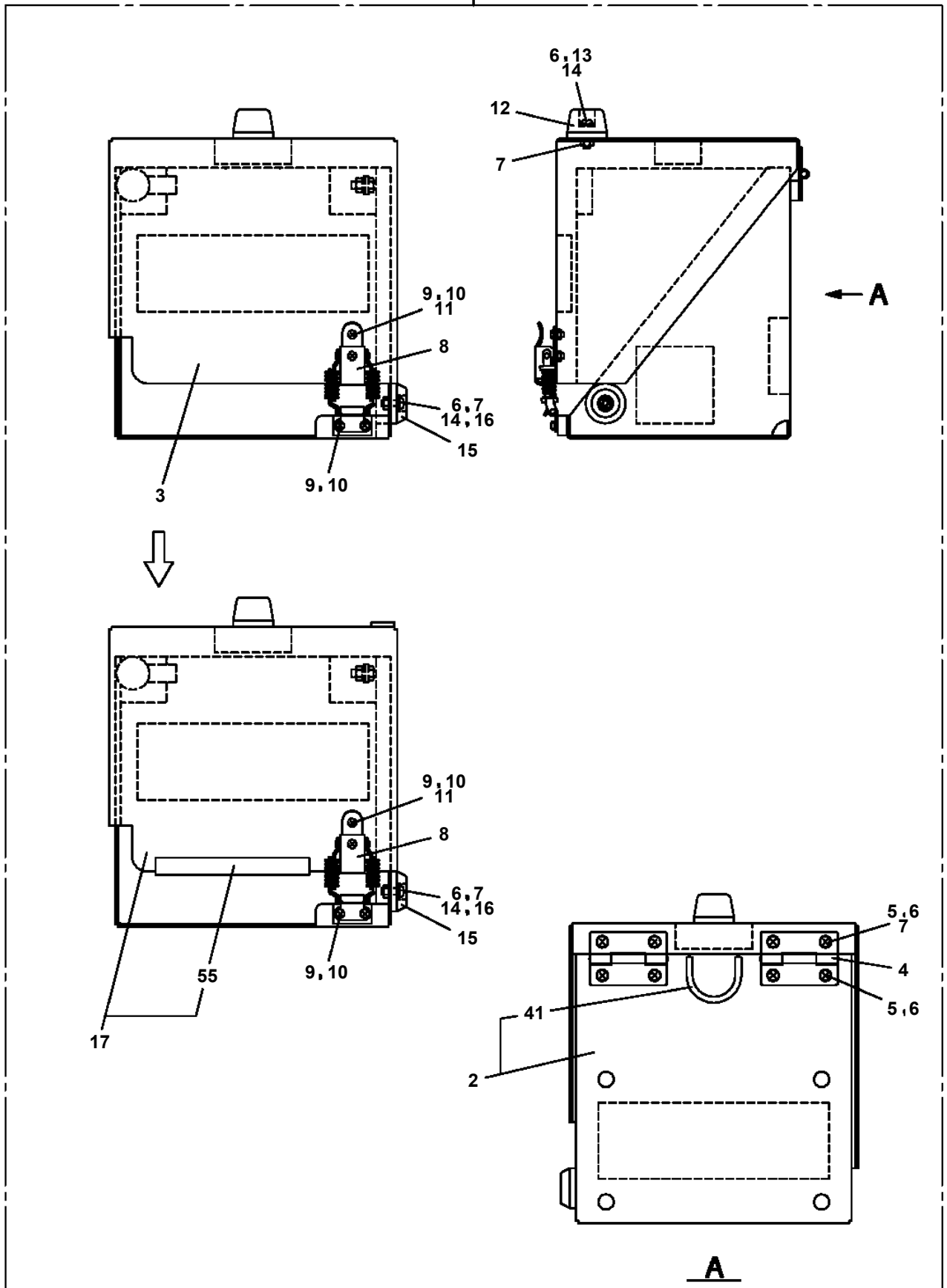


AT-146-3 43011100032 UPPER

Pos No.	Parts No	Parts Name	Qty	Unit	Technical Data	Serial No (Start)	Serial No (End)
1	42972380000	CLAMP HEAD ASSY (YONDENKO/SAFETY HOSE)	1				

AT-146-3 43011100032 UPPER
PC5570066-01 COVER ASSY

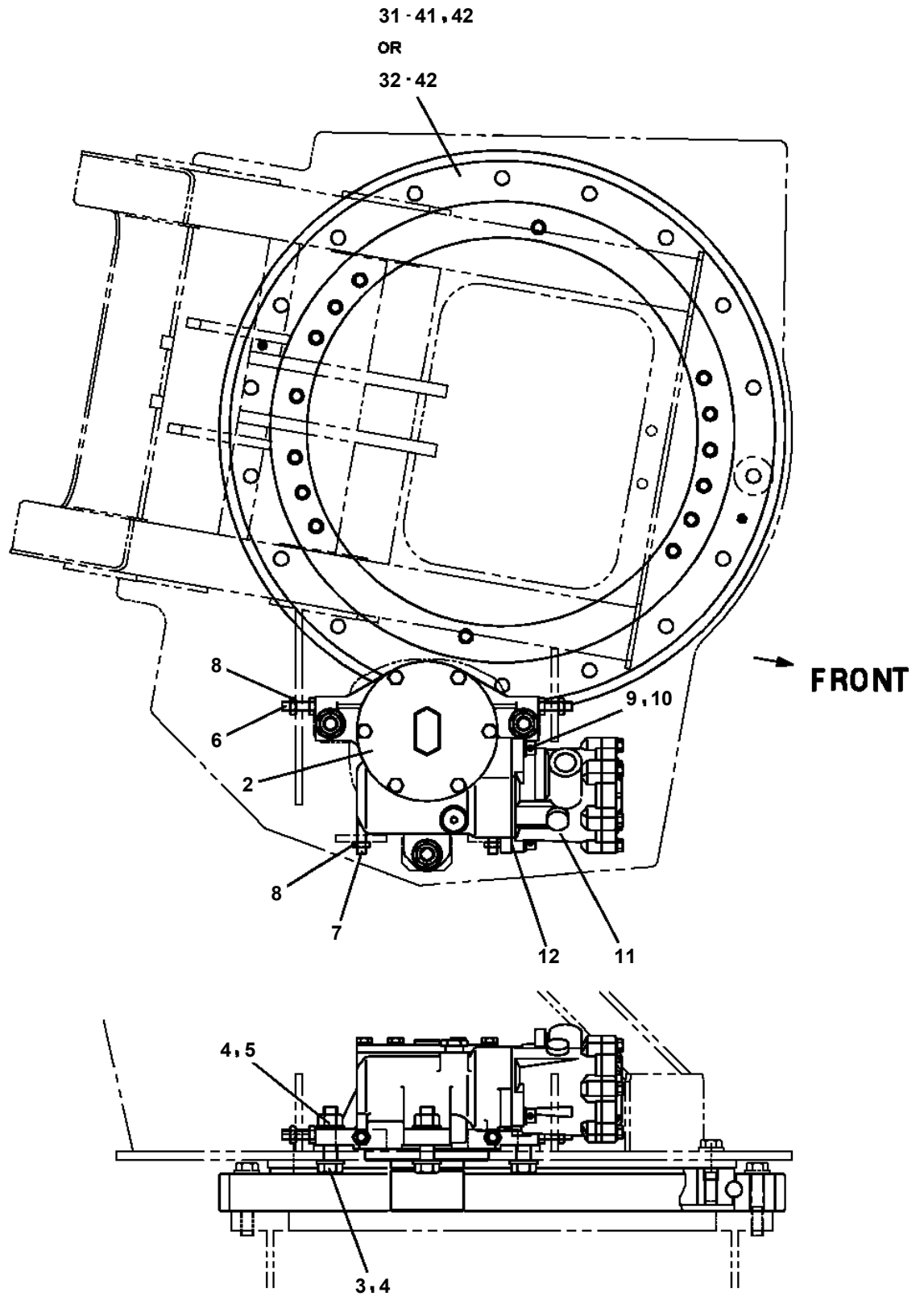
100



AT-146-3 43011100032 UPPER

Pos No.	Parts No	Parts Name	Qty	Unit	Technical Data	Serial No (Start)	Se
1	42972390000	CUTTER HEAD ASSY (YONDENKO/SAFETY HOSE)	1				

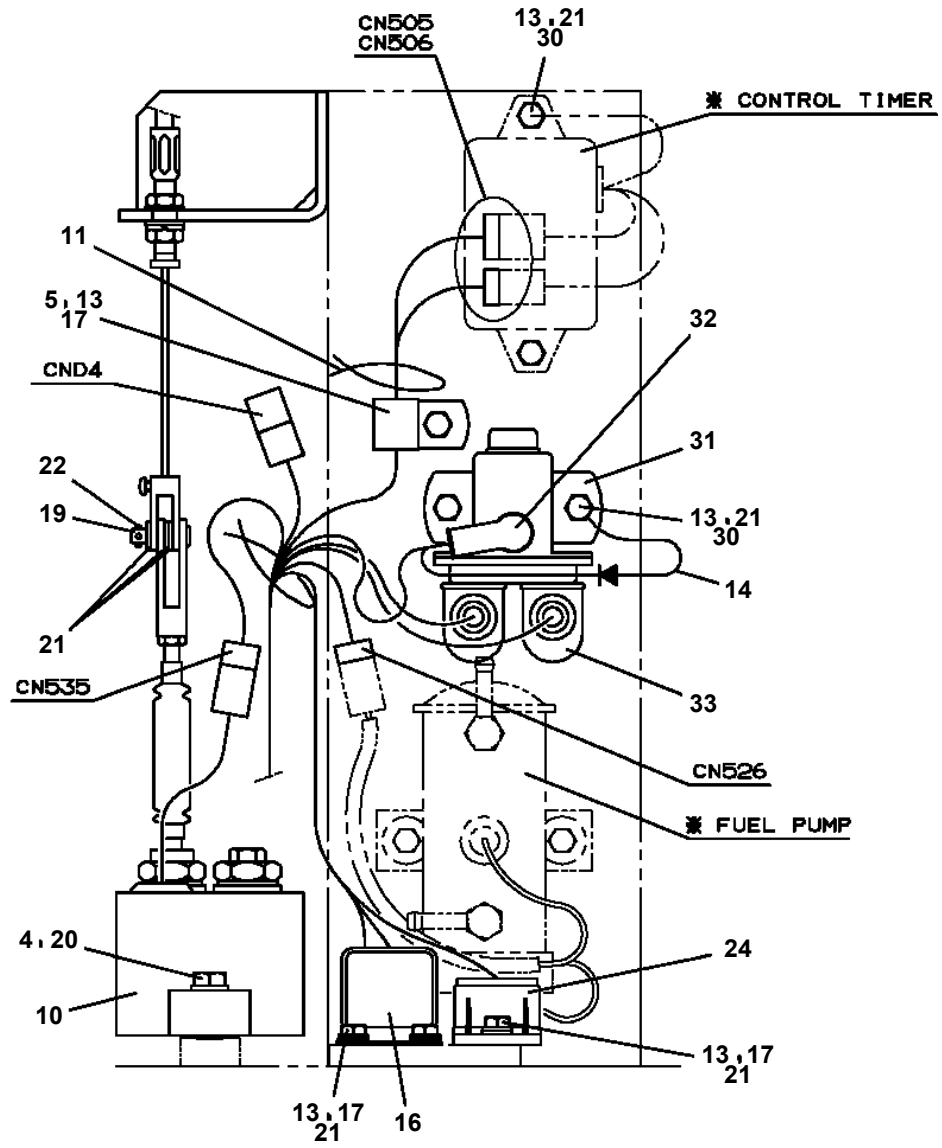
**AT-146-3 43011100032 UPPER
PD1020067-00 SWING UNIT**



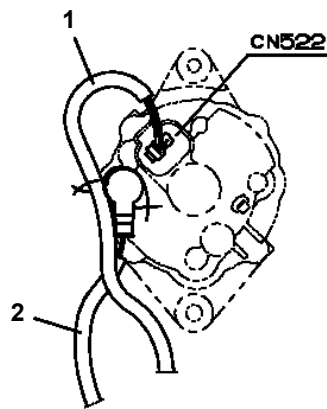
AT-146-3 43011100032 UPPER

Pos No.	Parts No	Parts Name	Qty	Unit	Technical Data	Serial No (Start)	Serial No (End)	Remarks	Pages
1	(***** 42512320100	REEL ASSY,CORD SUPPORT	1						00043
2	42512320200	SUPPORT	1						
3	90101208020	BOLT	2		M8X20				
4	90302040801	WASHER,SPRING	2		8				
5	42421721500	CABLE ASSY	1		L=700				
6									

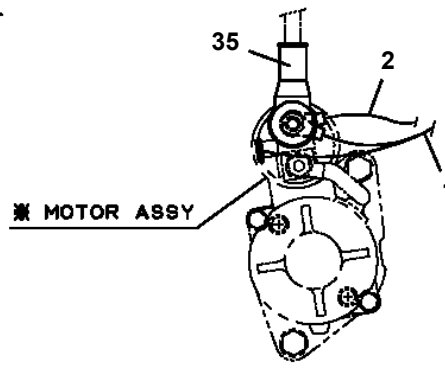
AT-146-3 43011100032 UPPER
PE5020276-05 ELEC.ASSY



B



C

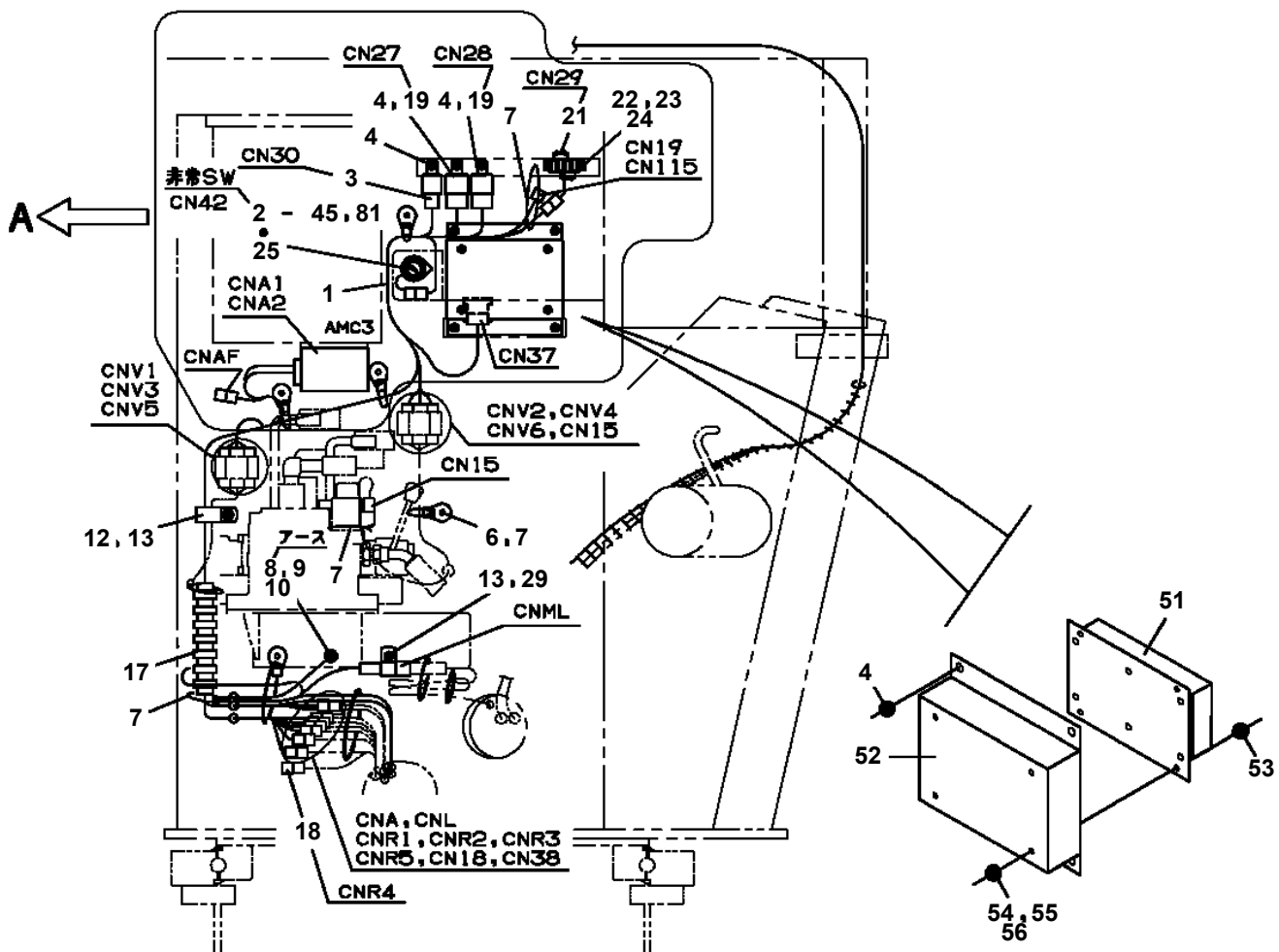
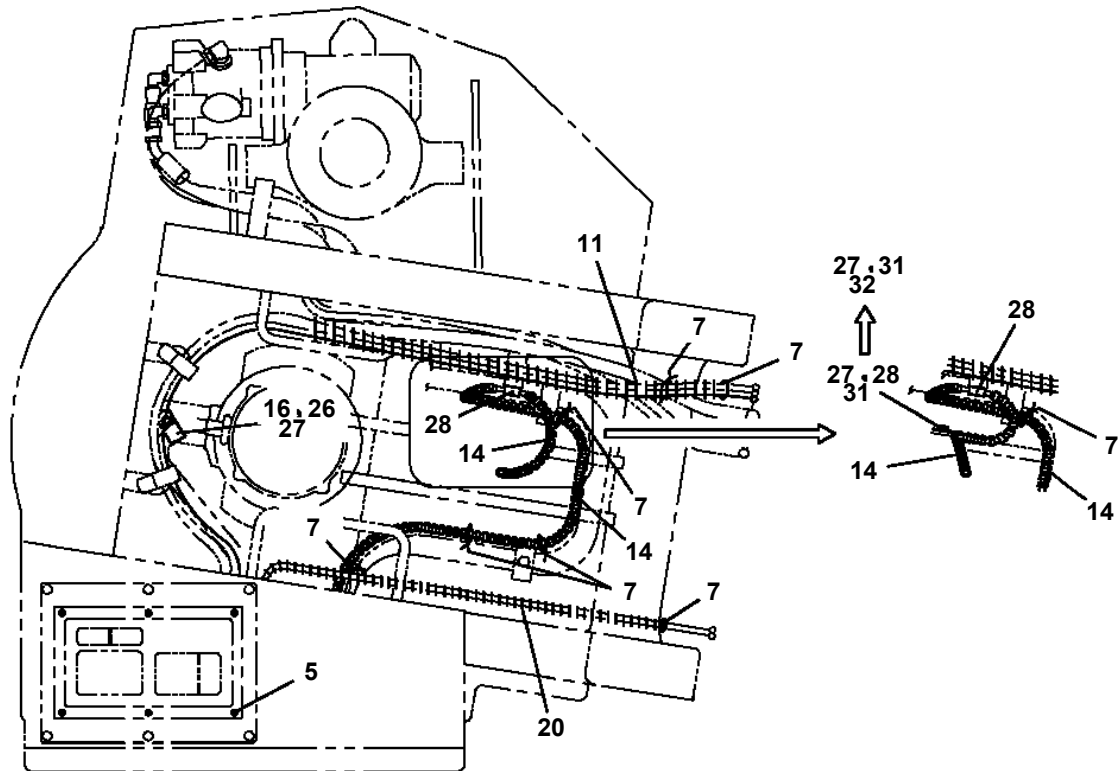


D

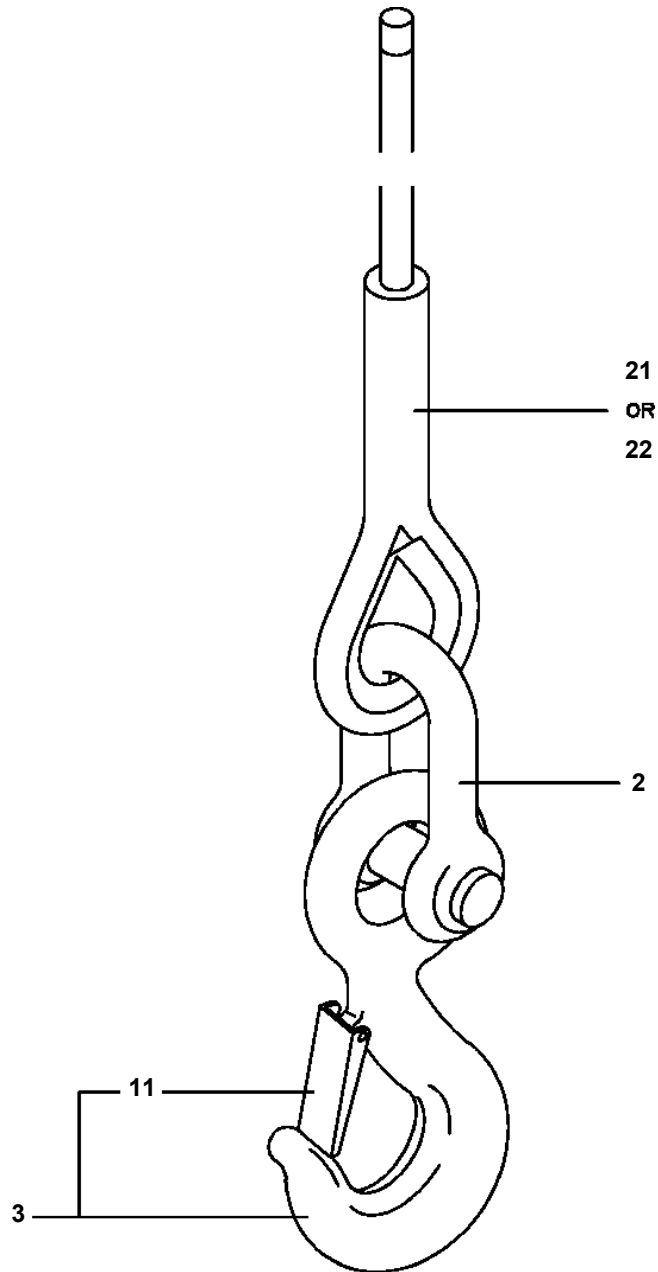
※材は〔付属品リスト〕より検索してください。
FOR THE PART ※,SEE THE CORRESPONDING "ACCESSORY LIST."

61	フゾ クヒンリスト ACCESSORY LIST
----	-----------------------------

**AT-146-3 43011100032 UPPER
PE5190007-06 ELEC.ASSY, SWING FRAME**



AT-146-3 43011100032 UPPER
PF1050285-00 HOOK (1-PART LINE WITH ROPE)



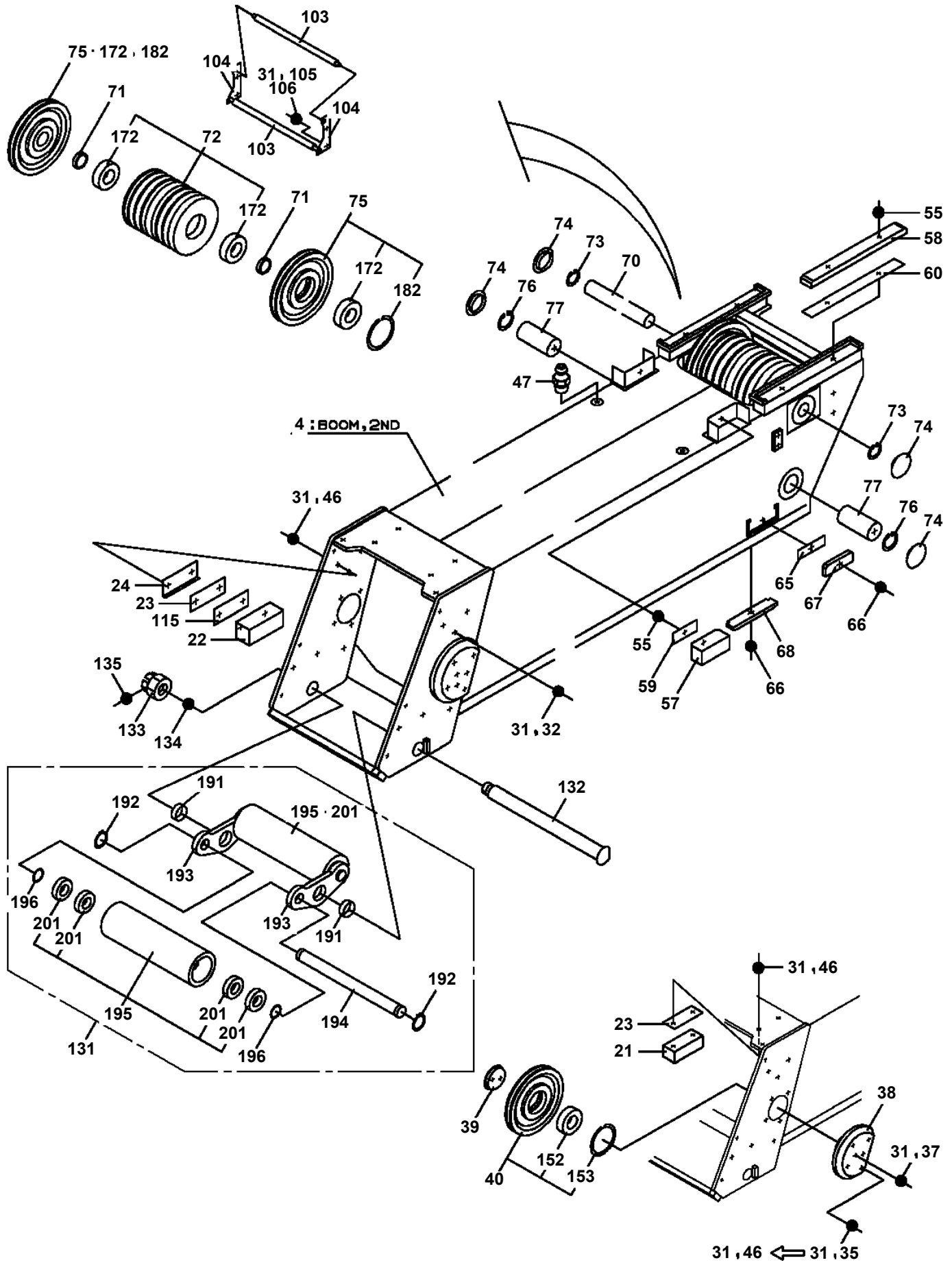
AT-146-3 43011100032 UPPER

Pos No.	Parts No	Parts Name	Qty	Unit	Technical Data	Serial No (Start)	Serial No (End)	Rem
1	42311894030	FITTING,ELBOW	1				228685	
	80303130101	FITTING,ELBOW	1		KLO10-020E	228686		
2	42342460320	ORIFICE	2		1.0		228685	
	42342460320	ORIFICE	1		1.0	228686		
3	37000927860	JOINT	1					
4	91002801100	O-RING	2		1B P11			
5	42311894100	JOINT	1					
6	42311894200	JOINT	1					
7	80303130121	FITTING,ELBOW (WITH O-RING)	2		KLO10-030E			
8	42311894301	JOINT	2				229395	
9	80400160223	JOINT	1					
10	82420912713	TRIM	1	M				
11	91810132530	FASTENER	9					
12	37002458640	HOSE	1		L=2400			
14	37002474150	HOSE	1		L=2050			
15	82100001411	TUBE,SPIRAL	1	M	SE-08BK			
16	37002402720	HOSE	1		L=2720			
17	42311941101	PLATE	1					
18	90101208014	BOLT	2		M8X14			
19	90302040801	WASHER,SPRING	2		8			
20	37002402750	HOSE	2		L=2430			
21	37002458670	HOSE	1		L=2500			
22	37002458680	HOSE	1		L=2900			
23	82100001819	TUBE,SPIRAL	1	M	SE-18BK			
24	37002402700	HOSE	1		L=2950			
25	42311894400	JOINT	1			229396		
26	42311894500	JOINT	1			229396		
41	91002801100	O-RING	1		1B P11			
51	91002801400	O-RING	2		1B P14			

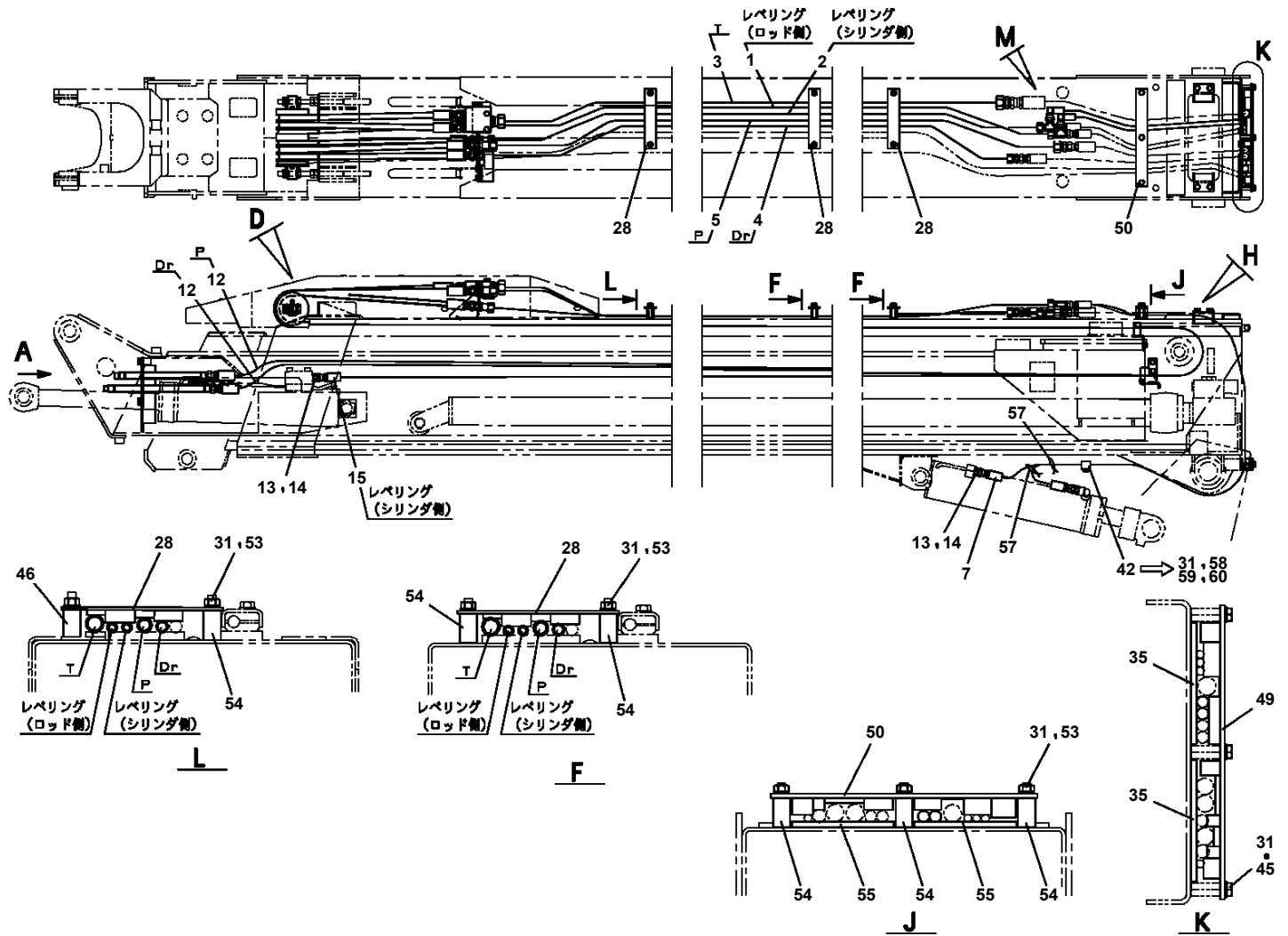
AT-146-3 4301110032 UPPER

Pos No.	Parts No	Parts Name	Qty	Unit	Technical Data	Serial No (Start)	Serial No (End)	Remarks
1	42311891100	PIN	1					
2	80601110300	RING,RITAINING	1		S30			
3	90238402008	NUT,CASTLE	1		M20			
4	80136340040	PIN,SPLIT	1		4X40			
5	42311891200	PIN	1					
6	90303072001	WASHER,PLAIN	1		20			
7	42311891300	PIN	1					
8	80136363050	PIN,SPLIT	2		6.3X50			
9	37000516640	PLATE	2		T=1			
10	42310952600	GUIDE	2					
11	80173304010	SCREW,MACHINE	4		M4X10			
12	42310952700	GUIDE	2					
13	42311912001	TABLE,SLEWING	1			228307		
14	42312193000	FRAME ASSY	1					
15	82400000317	CATCH	1					
16	42220249510	ROPE,WIRE	1	M				
17	82112001022	SLEEVE	2					
18	42311802100	PIN	1					
19	36663960001	MOTOR ASSY,OIL	1			228553		
20	90172112080	BOLT,HEXAGON SOCKET	2		M12X80			
21	37000586760	WASHER,PLAIN	2		12	228651		
22	82400000459	CAP	4			228307		
23	36053870001	CYLINDER,WINCH JIB	1			228702		
24	82455106000	NIPPLE,GREASE	2		A-M6F FE	228307		
25	90201200600	NUT	2		M6			
26	90302040801	WASHER,SPRING	8		8			
27	80602110800	RING,RITAINING	1		R80			
28	42311911010	SUPPORT	1					
29	80516006010	BEARING,BALL	1					
30	80516006909	BEARING,BALL	1					
31	42311911080	GEAR	1					
32	37001200480	SPRING	1					
33	90101208020	BOLT	1		M8X20			
34	90201200800	NUT	1		M8			
35	37001300410	SPRING	1					
36	90172110050	BOLT,HEXAGON SOCKET	4		M10X50			
37	36624630000	VALVE,CHECK	1					
38	42311911101	LEVER	1					
39	42311911201	SUPPORT	1			228307		
40	42311911301	SUPPORT	1			228322		
41	80560006000	BALL,STEEL	1		6			
42	80913136480	KEY	1					
43	42311911600	GEAR ASSY	1					
44	42311891060	PIN	1					
45	90101208012	BOLT	2		M8X12			
46	42311891030	SPACER	1					
47	80601110650	RING,RITAINING	1		S65			
48	80513006813	BEARING,BALL	1					
49	42311911020	COUPLING	1					
50	42710040110	BOLT	1					
51	90266200800	NUT	2		M8			
52	90171112022	BOLT	2		M12X22			
53	82430208020	GRIP	1					
54	37000105250	PIN	1					
55	80136320010	PIN,SPLIT	1		2X10			
56	90303501201	WASHER,PLAIN	2		12			
57	42311911030	SUPPORT	1					
58	42311911040	SUPPORT	1					
59	90101208016	BOLT	4		M8X16			
60	90303070801	WASHER,PLAIN	4		8			
61	80175304008	SCREW,MACHINE	2		M4X8			
62	90303071201	WASHER,PLAIN	1		12			
63	80136332018	PIN,SPLIT	1		3.2X18			

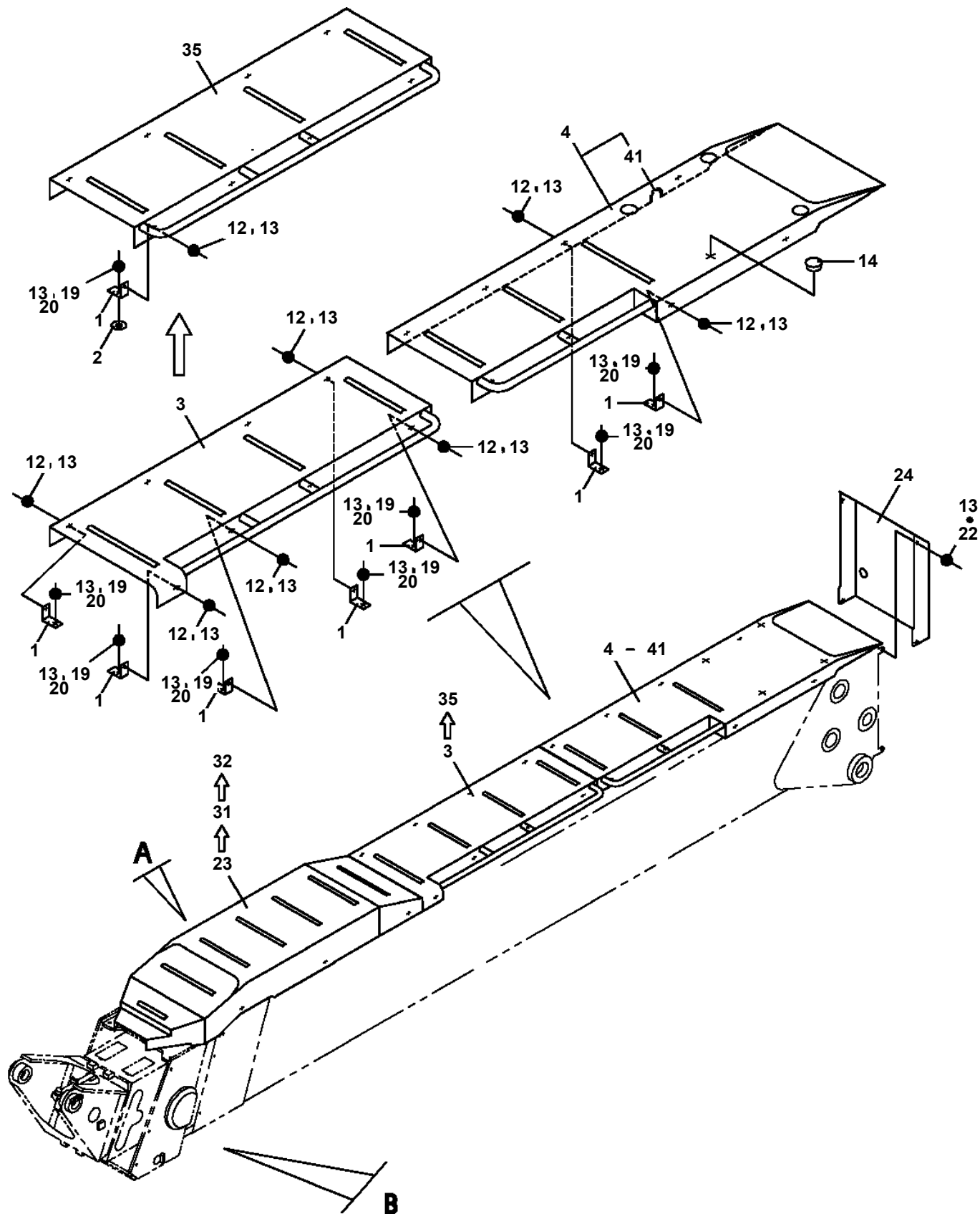
**AT-146-3 43011100032 UPPER
PG1010978-03 BOOM**



**AT-146-3 43011100032 UPPER
PG1220171-04 PIPING,BOOM**



AT-146-3 43011100032 UPPER
PG1410106-02 COVER,BOOM

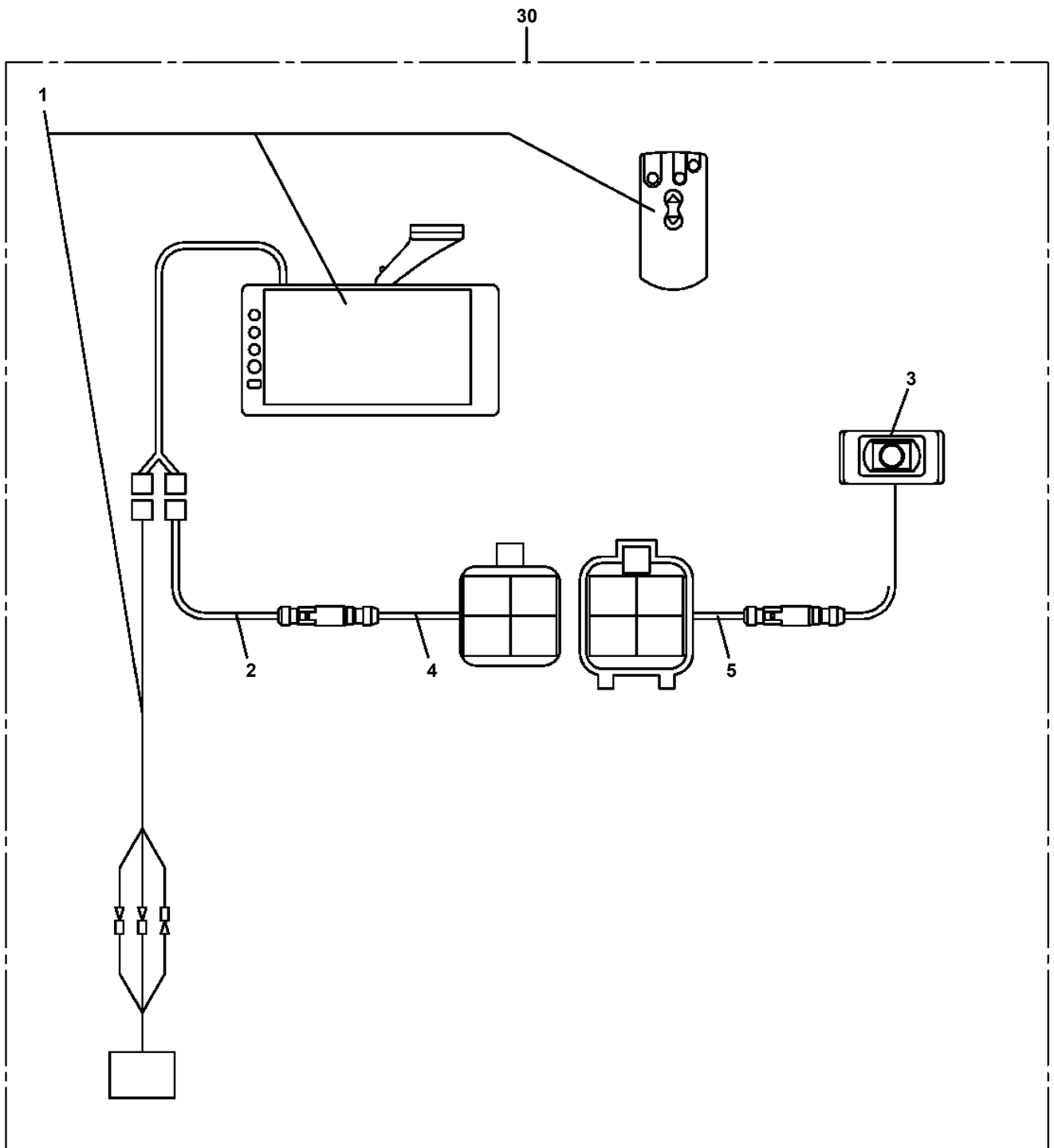


展開圖有
ILLUSTRATED BREAKDOWN NO. 32

AT-146-3 4301110032 UPPER

Pos No.	Parts No	Parts Name	Qty	Unit	Technical Data	Serial No (Start)	Serial No (End)	Remarks	Pages
1	42512161010	SUPPORT	3						
2	42512161100	SUPPORT	1						
3	90171108020	BOLT	15		M8X20				
4	90302040801	WASHER,SPRING	55		8				
5	90303070801	WASHER,PLAIN	55		8				
6	42512161200	SUPPORT	1						
7	42512161300	SUPPORT	1						
8	42512161030	PLATE	20						
9	42512161040	PLATE	40						
10	42512161050	PLATE	60						
11	90171108030	BOLT	40		M8X30				
12	90201780800	NUT	32		M8				
13	42512161400	SUPPORT	2						
14	42512161020	PLATE	4						
15	80720105012	PIN,SPRING	4		5X12				
16	42512161500	SUPPORT	2						
17	42512161600	SUPPORT	1						
18	42512161700	SUPPORT	1						
19	42512161800	SUPPORT	1						
20	42512161900	SUPPORT	1						
21	42512162100	SUPPORT	4						
22	42512371100	SUPPORT	1						
23	42512371010	SUPPORT	1						
24	42512371200	SUPPORT	1						
25	42512371300	SUPPORT	1						
26	42512162200	COVER	1						

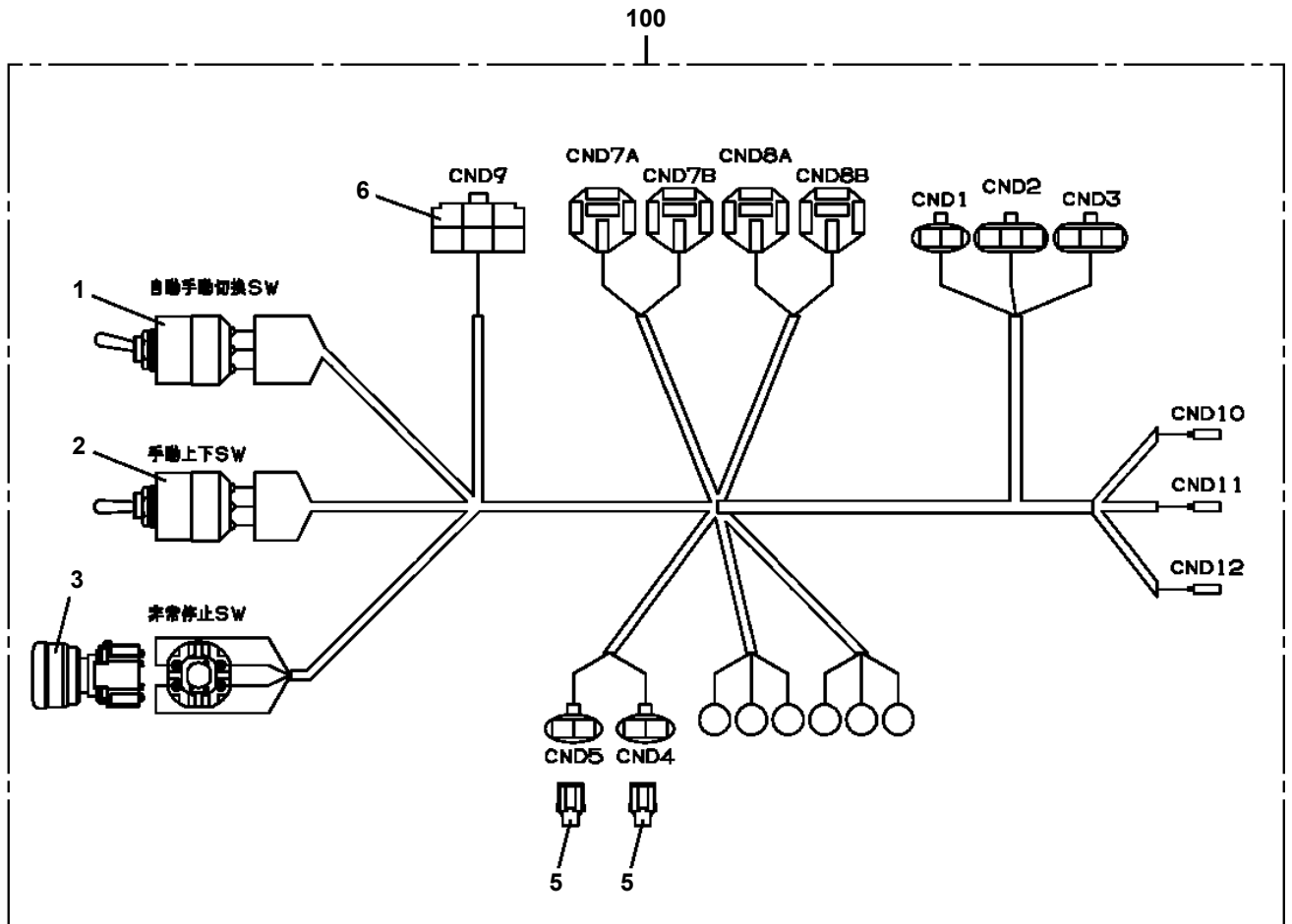
**AT-146-3 43011100032 UPPER
PH1700239-00 VIEW SYSTEM**



AT-146-3 43011100032 UPPER

Pos No.	Parts No	Parts Name	Qty	Unit	Technical Data	Serial No (Start)	Serial No (End)	Remarks	Pages
1	42504641100	HARNES	1						000202
2	42504641200	HARNES	1						000203
3	42504641300	SUPPORT	1						
4	91810130240	FASTENER	20						
5	42738361010	SHIM	N		T=1.0		228475		
6	90101205020	BOLT	4		M5X20		228753		
	90101206020	BOLT	4		M6X20	228754			
7	90303070501	WASHER,PLAIN	4		5		228753		
	90303070601	WASHER,PLAIN	4		6	228754			
8	90302040501	WASHER,SPRING	4		5		228753		
	90302040601	WASHER,SPRING	4		6	228754			
9	90201200500	NUT	4		M5		228753		
	90201200600	NUT	4		M6	228754			
10	82100002004	CLAMP	1		WR8		228762		
	82100002006	CLAMP	1		WR10	228763			
11	90201200800	NUT	1		M8	229367			
12	90302040801	WASHER,SPRING	1		8	229367			
13	90303070801	WASHER,PLAIN	1		8	229367			

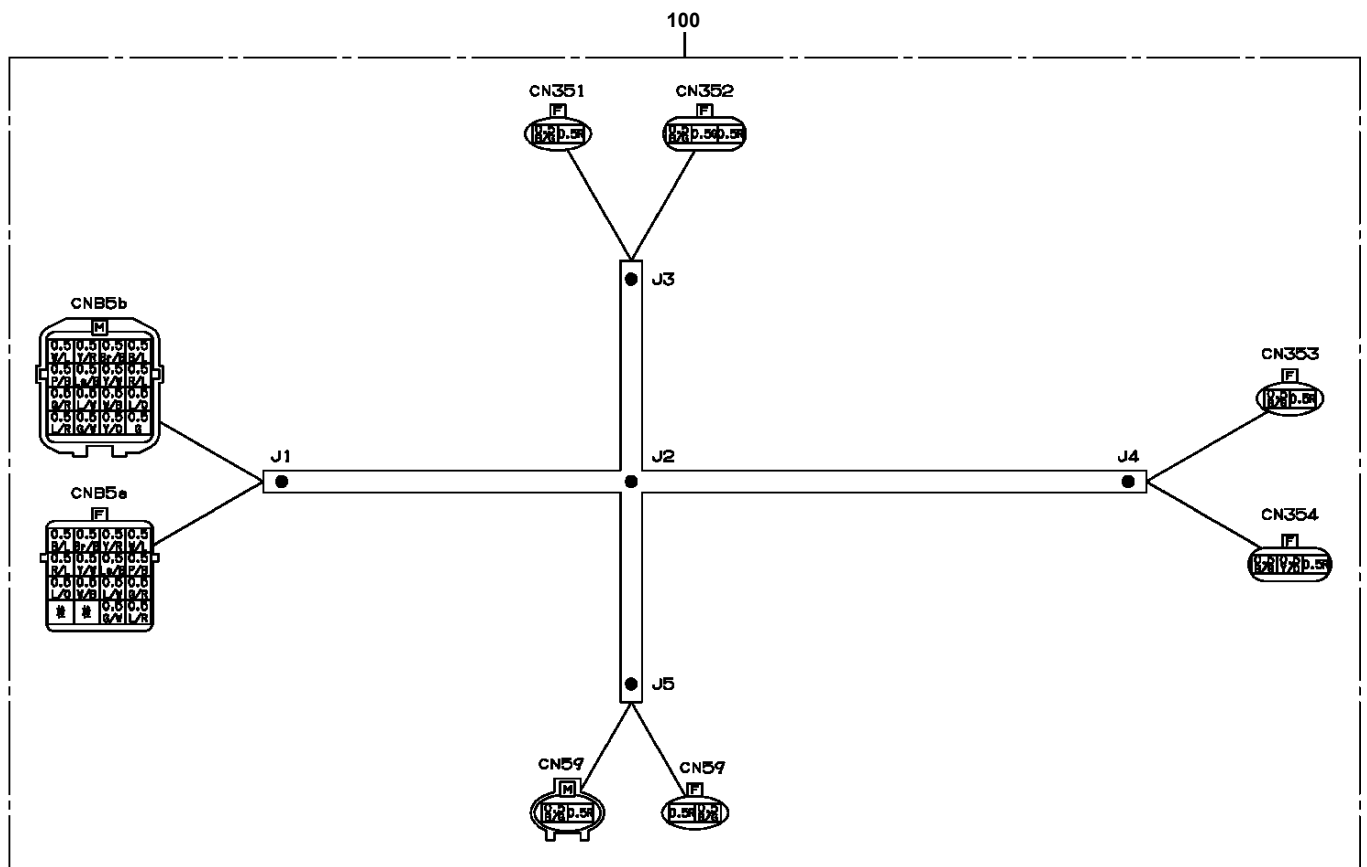
AT-146-3 43011100032 UPPER
PH5030017-00 HARNESS



AT-146-3 43011100032 UPPER

Pos No.	Parts No	Parts Name	Qty	Unit	Technical Data	Serial No (Start)	Serial No (End)	Remarks	Pages
50	42653990200	HARNESS	1						

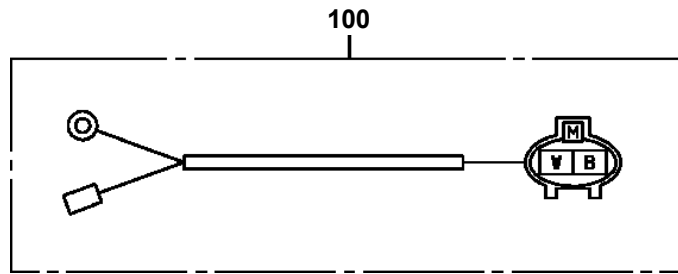
AT-146-3 43011100032 UPPER
PH5031030-00 HARNESS



AT-146-3 43011100032 UPPER

Pos No.	Parts No	Parts Name	Qty	Unit	Technical Data	Serial No (Start)	Serial No (End)	Remarks	Pages
100	42352350300	HARNESS	1						

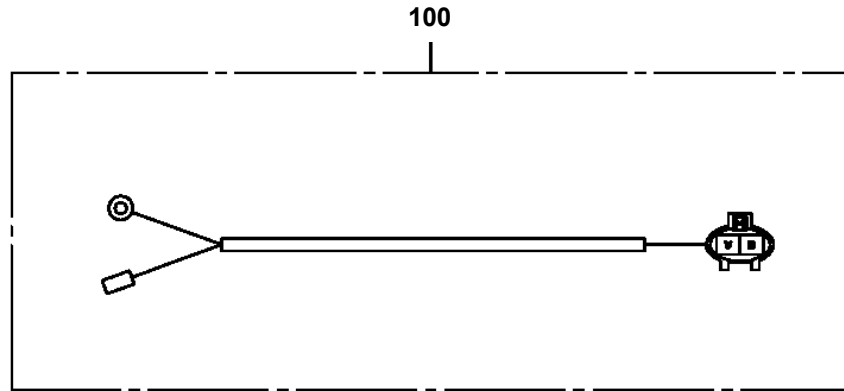
**AT-146-3 43011100032 UPPER
PH5031078-00 HARNESS**



AT-146-3 43011100032 UPPER

Pos No.	Parts No	Parts Name	Qty	Unit	Technical Data	Serial No (Start)	Serial No (End)	Remarks	Pages
100	42502782200	HARNESS	1						
	42502782200	HARNESS	1						

**AT-146-3 43011100032 UPPER
PH5032327-00 HARNESS**



AT-146-3 43011100032 UPPER

Pos No.	Parts No	Parts Name	Qty	Unit	Technical Data	Serial No (Start)	Serial No (End)	Remarks	Pages
100	42504752100	HARNESS	1						

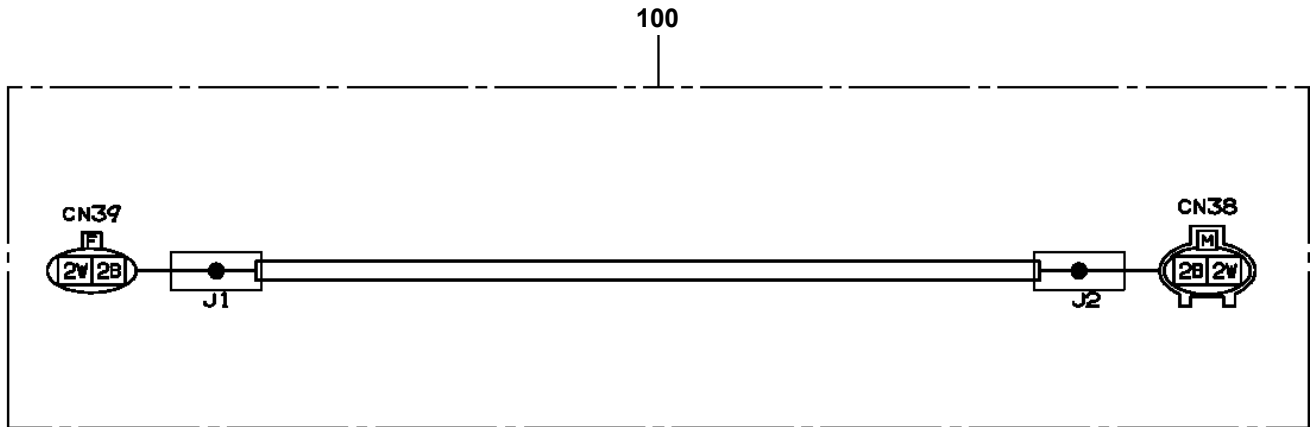
AT-146-3 43011100032 UPPER

Pos No.	Parts No	Parts Name	Qty	Unit	Technical Data	Serial No (Start)	Serial No (End)	Remarks	Pages
32	34351562510	BOX,FUSE	1						
33	82100001841	FUSE	3		20A,YELLOW				
35	82100001839	FUSE	7		10A.RED				
52	82100001836	FUSE	2		3A				
55	82100001840	FUSE	2		15A,BLUE				
68	82182819823	DIODE	3		1.5A				
100	42653840102	HARNESS (MAIN)	1						

AT-146-3 43011100032 UPPER

Pos No.	Parts No	Parts Name	Qty	Unit	Technical Data	Serial No (Start)	Serial No (End)	Remarks	Pages
100	42512682101	HARNESS	1						

AT-146-3 43011100032 UPPER
PH5034371-00 HARNESS

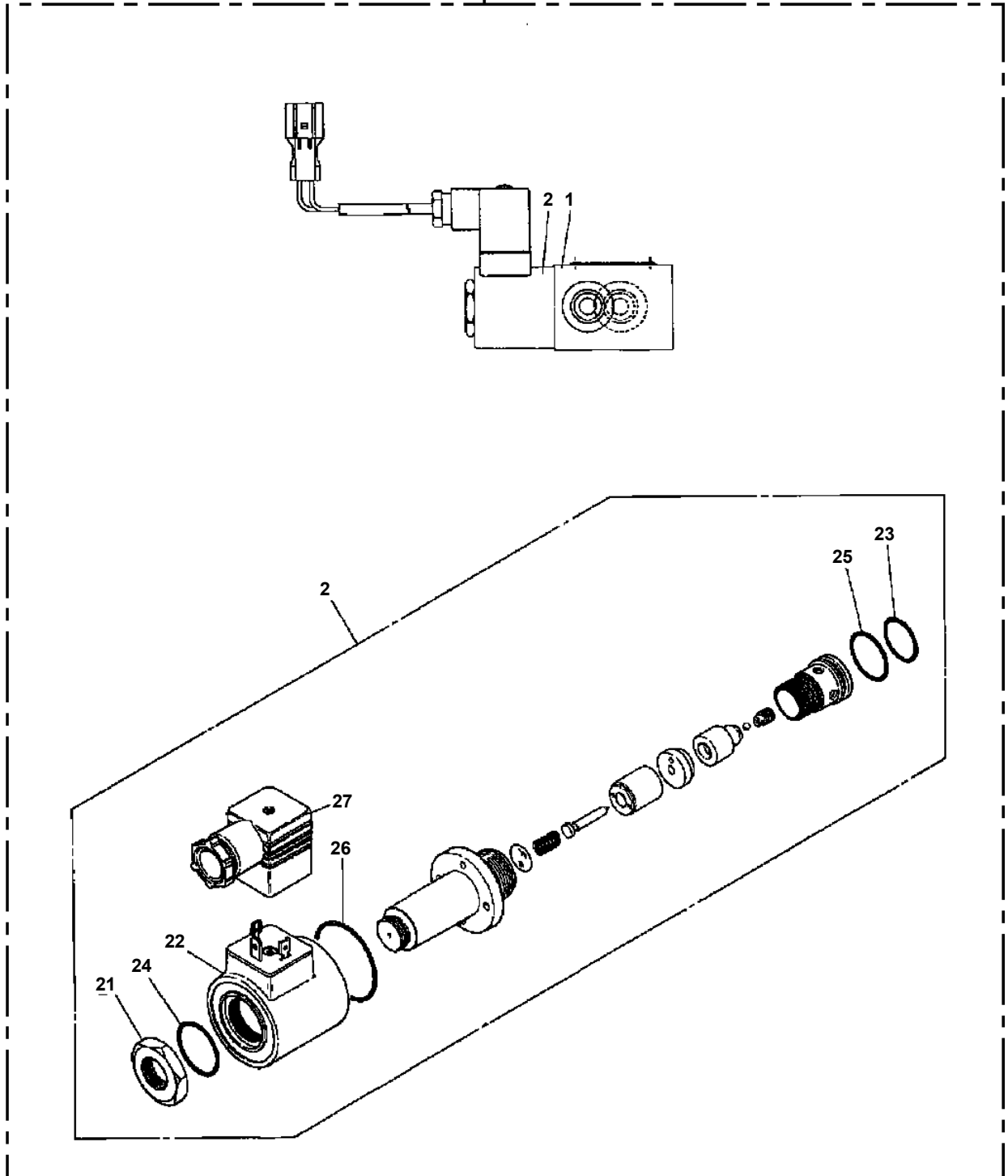


AT-146-3 43011100032 UPPER

Pos No.	Parts No	Parts Name	Qty	Unit	Technical Data	Serial No (Start)	Serial No (End)	Remarks
1	42972400000	HOSE ASSY (SAFETY HOSE)	2					

AT-146-3 43011100032 UPPER
PI1120148-01 VALVE,SOLENOID

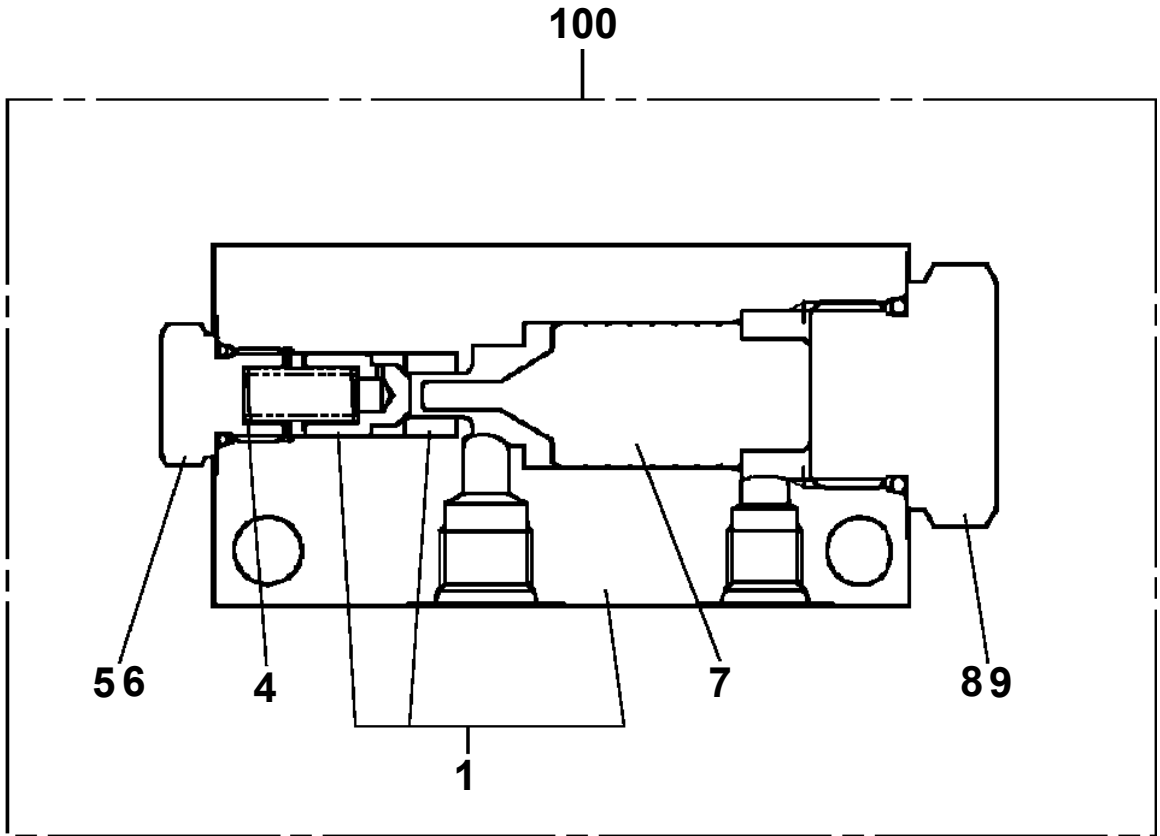
100



AT-146-3 43011100032 UPPER

Pos No.	Parts No	Parts Name	Qty	Unit	Technical Data	Serial No (Start)	Serial No (End)	Remarks	Pages
3	59251502190	O-RING	4						
	59251502190	O-RING	4						
6	59251502170	O-RING	2						
	59251502170	O-RING	2						
10	91001300700	O-RING	2		WP7				
	91001300700	O-RING	2		WP7				
13	36640355010	COIL,SOLENOID	2						
	36640355010	COIL,SOLENOID	2						
100	36640350000	VALVE,SOLENOID	1						
	36640350000	VALVE,SOLENOID	1						

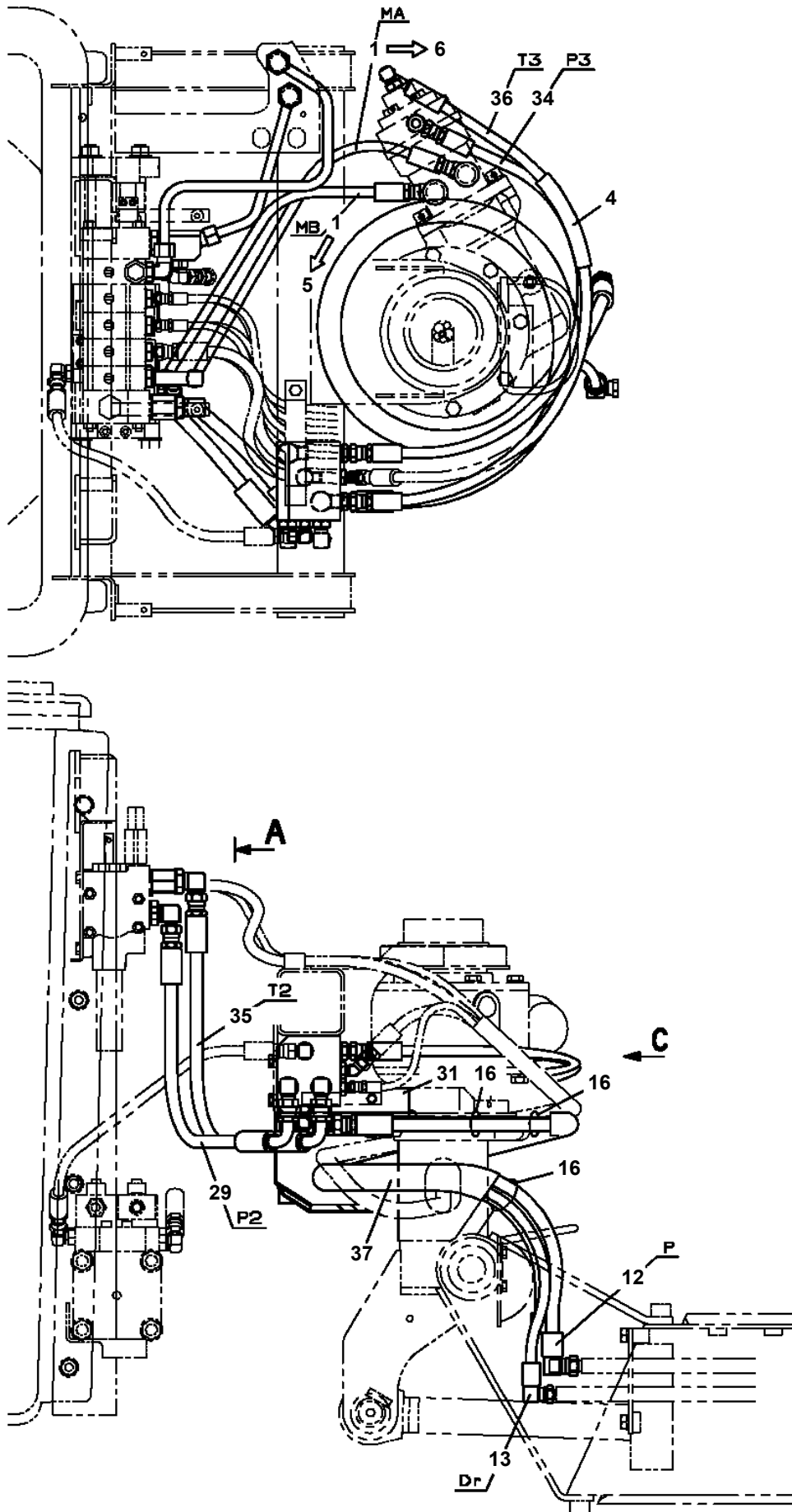
**AT-146-3 43011100032 UPPER
PI1140212-00 VALVE,CHECK**



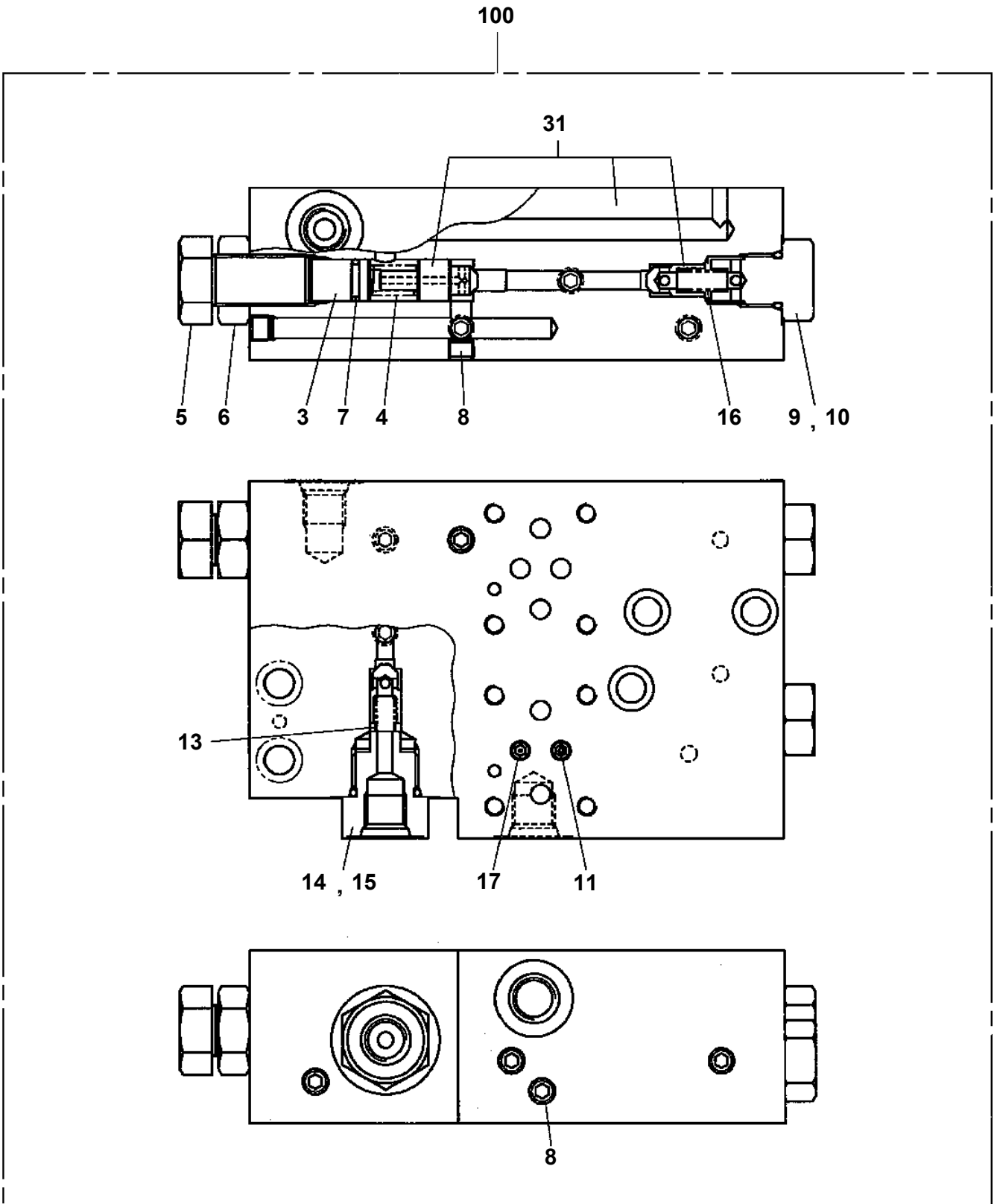
AT-146-3 43011100032 UPPER

Pos No.	Parts No	Parts Name	Qty	Unit	Technical Data	Serial No (Start)	Serial No (End)	Remarks	Pages
2	36673325020	HEAD ASSY	1						
3	36673325030	CASE	1						
4	36673325040	O-RING	1						
5	36673325050	RING,BACKUP	1						
11	36673325060	ELEMENT KIT	1						
100	36673320000	FILTER,OIL	1						

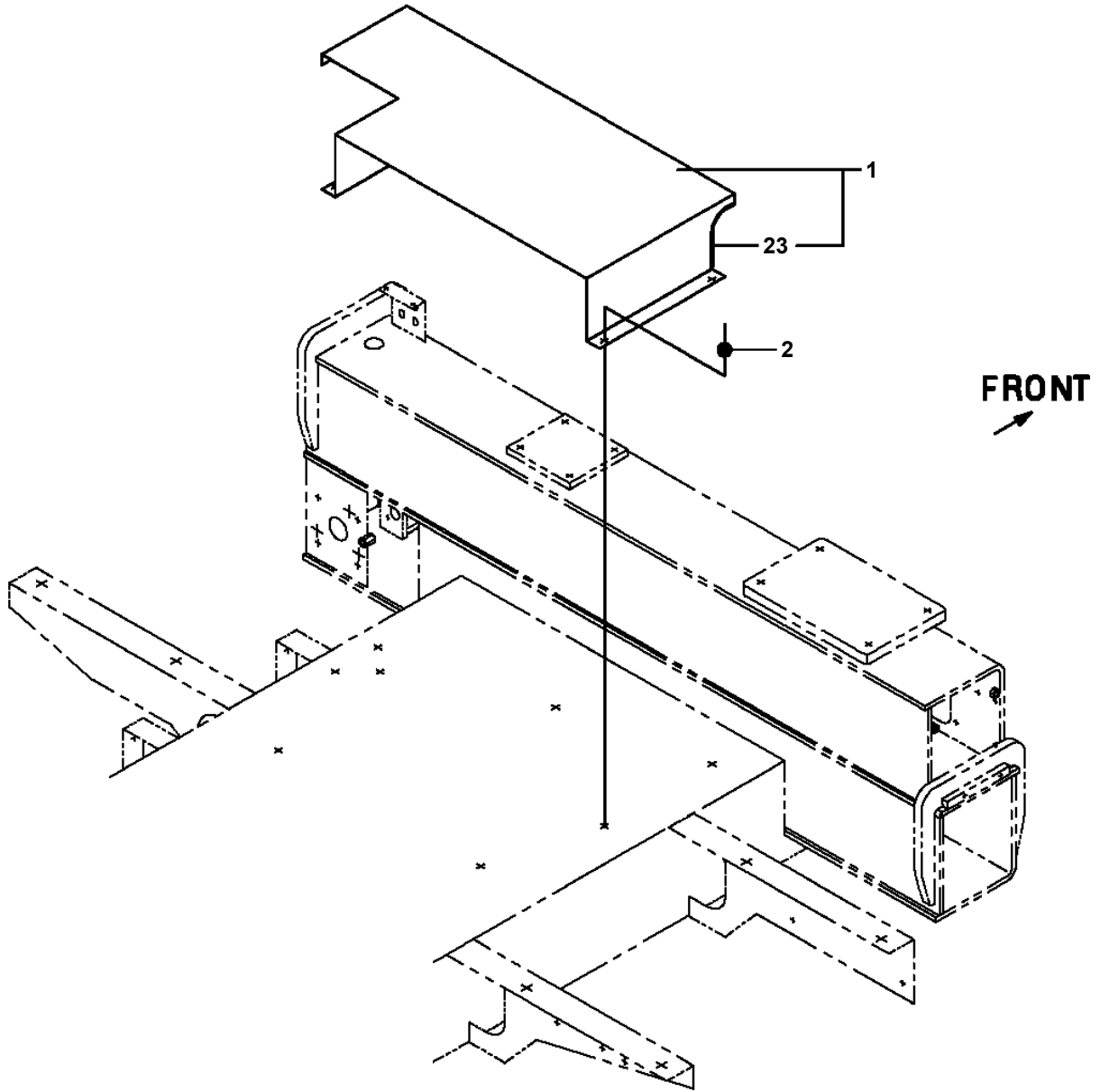
AT-146-3 43011100032 UPPER
PJ3200096-01 PIPING, BUCKET



AT-146-3 43011100032 UPPER
PJ5080040-00 JOINT ASSY



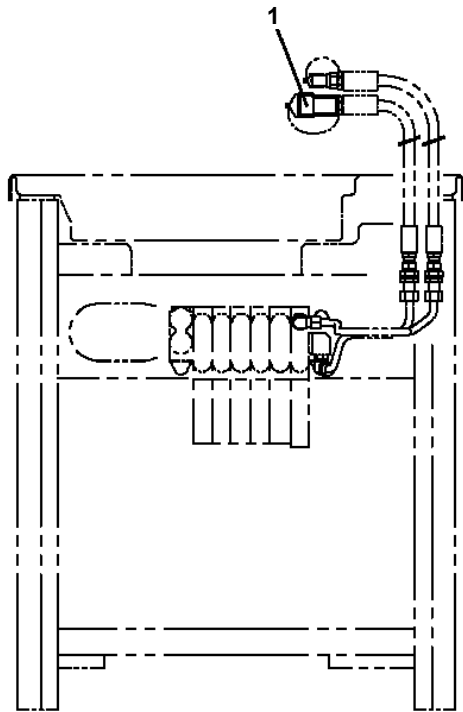
**AT-146-3 43011100032 UPPER
PK1330386-00 COVER (ENGINE FRONT)**



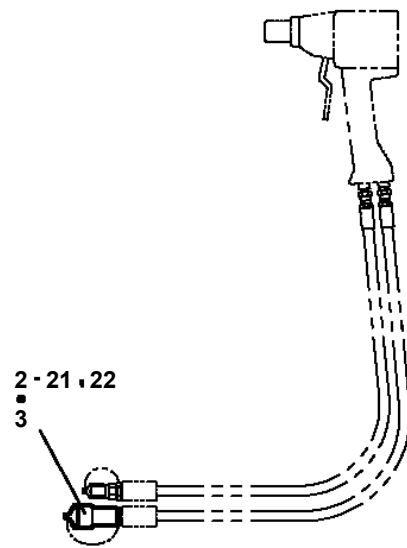
AT-146-3 43011100032 UPPER

Pos No.	Parts No	Parts Name	Qty	Unit	Technical Data	Serial No (Start)	Serial No (End)	Remarks	Pages
1	42505101000	COVER ASSY	1				228321		000068
2	42505100100	PLATE	1						
3	42505100200	PLATE	1						
4	42505100300	PLATE	1						
5	42505100400	PLATE	1						
6	90101208016	BOLT	6		M8X16		228931		
7	90302040801	WASHER,SPRING	6		8		228931		
8	90303070801	WASHER,PLAIN	6		8		228931		
9	90183108030	BOLT	4		M8X30				
10	90183108015	BOLT	6		M8X15		228931		
	90183108015	BOLT	12		M8X15	228932			
11	42502783010	PLATE,NAME	1						
12	42502783020	PLATE,NAME	1						
13	42398292060	PLATE,NAME	1						
51	42505101001	COVER ASSY	1			228322			000067
56	37000568770	PLATE	6		T=1.5	228932			

AT-146-3 43011100032 UPPER
PM5150013-00 MODIFICATION ASSY



バケット部



インパクトレンチ部

CLICK HERE TO **DOWNLOAD** THE COMPLETE MANUAL

- Thank you very much for reading the preview of the manual.
- You can download the complete manual from: www.heydownloads.com by clicking the link below



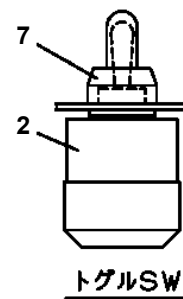
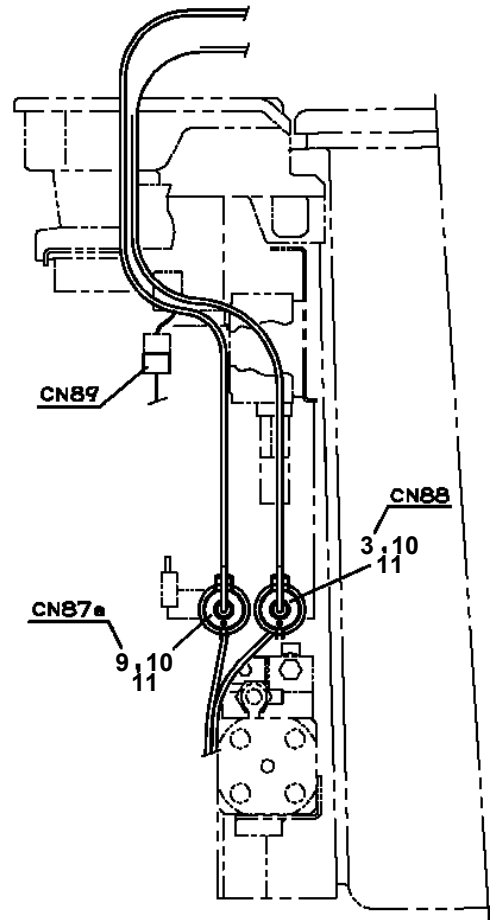
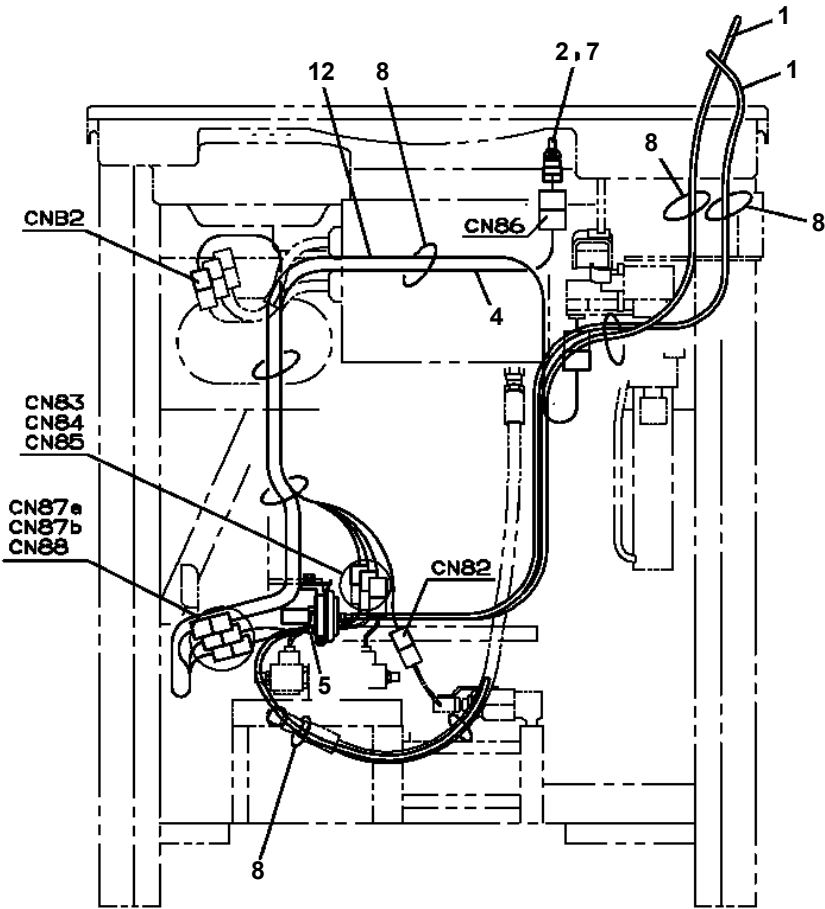
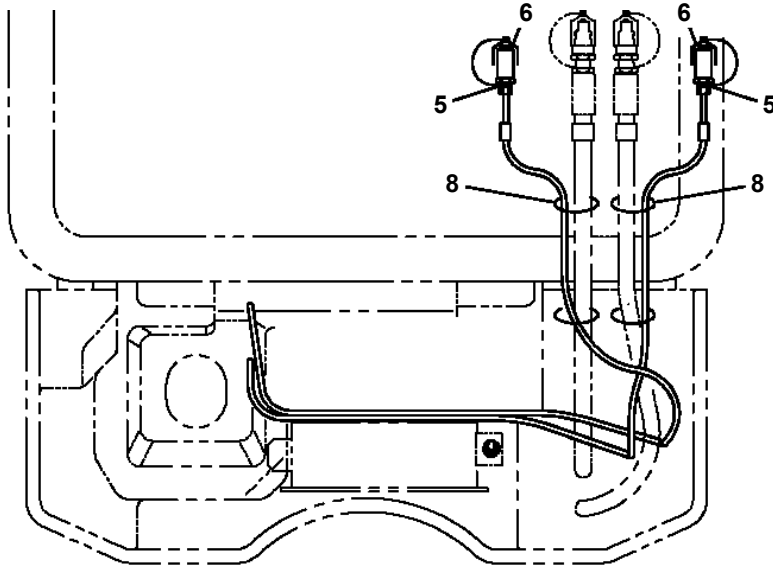
- Please note: If there is no response to CLICKING the link, please download this PDF first and then click on it.

CLICK HERE TO **DOWNLOAD** THE COMPLETE MANUAL

AT-146-3 4301110032 UPPER

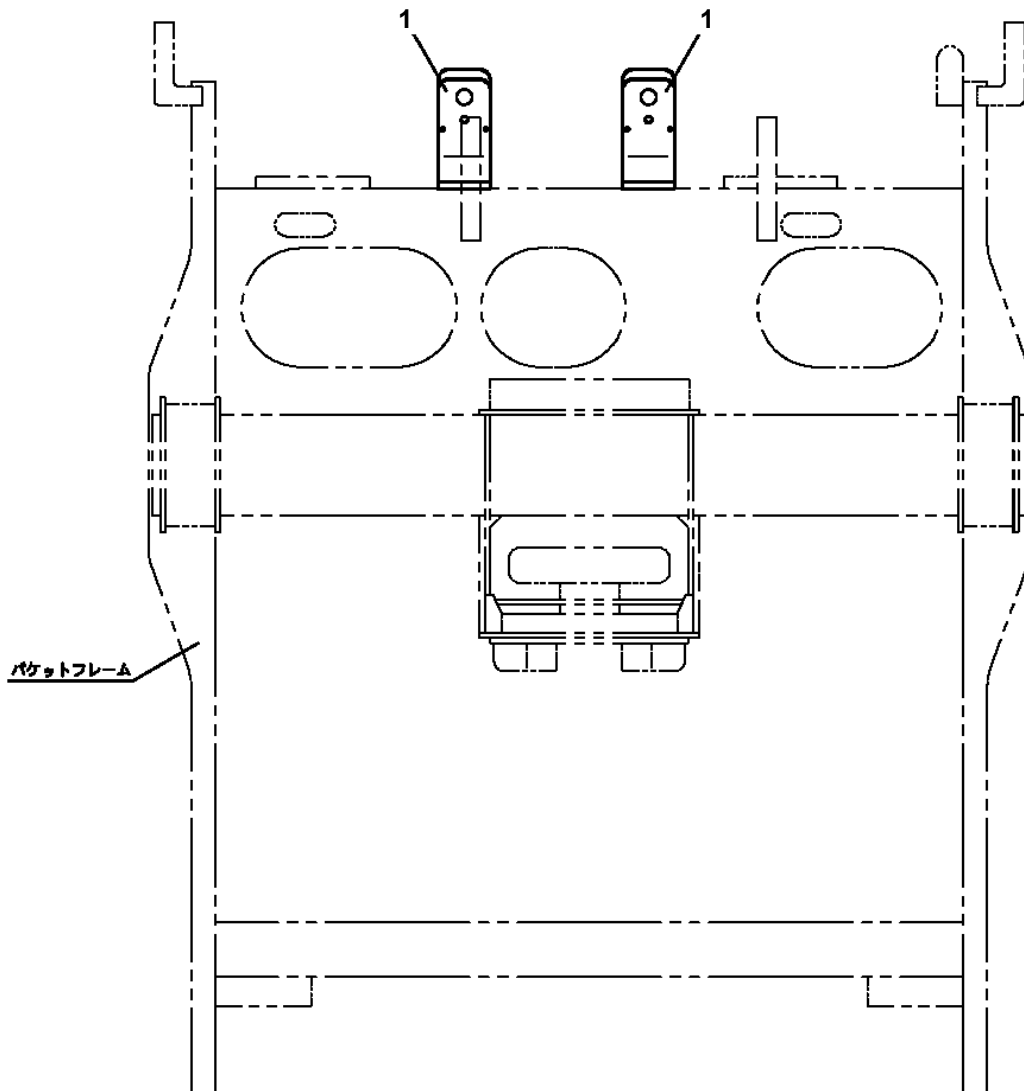
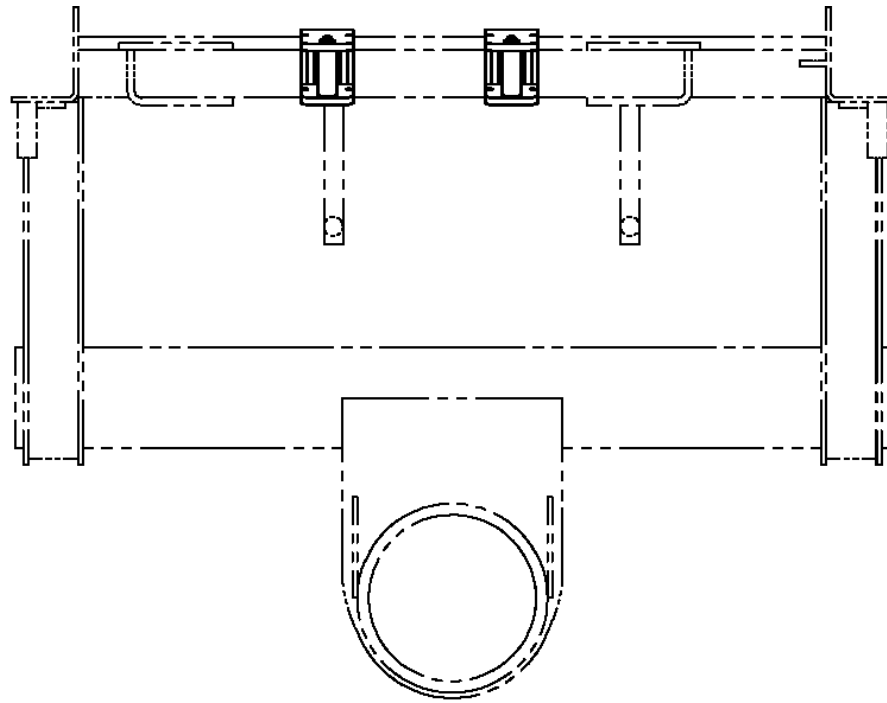
Pos No.	Parts No	Parts Name	Qty	Unit	Technical Data	Serial No (Start)	Serial No (End)	Remarks
1	42332901100	PANEL	1					
	42332901100	PANEL	1					
2	31320020010	KNOB (BLACK)	6					
	31320020010	KNOB (BLACK)	6					
3	42331991500	ROD	6					
	42331991500	ROD	6					
4	90201200600	NUT	1		M6			
	90201200600	NUT	1		M6			
5	90303070601	WASHER,PLAIN	1		6			
	90303070601	WASHER,PLAIN	1		6			
6	90183106010	BOLT	1		M6X1.0			
	90183106010	BOLT	1		M6X1.0			
7	42332673351	LEVER	1					
	42332673351	LEVER	1					
8	42332673401	LEVER	1					
	42332673401	LEVER	1					
9	42332673600	LEVER	1					
	42332673600	LEVER	1					
10	90183106015	BOLT	5		M6X15			
	90183106015	BOLT	5		M6X15			
11	37000568730	PLATE	5		T=1.5			
	37000568730	PLATE	5		T=1.5			
12	37000162660	PIN	1					
	37000162660	PIN	1					
13	80720104020	PIN,SPRING	2		4X20			
	80720104020	PIN,SPRING	2		4X20			
14	36638500000	VALVE,MANUAL CONTROL	1					
	36638500000	VALVE,MANUAL CONTROL	1					
15	90172108025	BOLT,HEXAGON SOCKET	3		M8X25			
	90172108025	BOLT,HEXAGON SOCKET	3		M8X25			
16	37000105610	PIN	6		L=18			
	37000105610	PIN	6		L=18			
17	80136320010	PIN,SPLIT	6		2X10			
	80136320010	PIN,SPLIT	6		2X10			
18	42332151010	SUPPORT	2					
	42332151010	SUPPORT	2					
19	90101206016	BOLT	1		M6X16			
	90101206016	BOLT	1		M6X16			
20	90302040601	WASHER,SPRING	1		6			
	90302040601	WASHER,SPRING	1		6			
21	42332673700	SUPPORT	1					
	42332673700	SUPPORT	1					
22	42332673201	LEVER	1					
	42332673201	LEVER	1					
23	42332673251	LEVER	1					
	42332673251	LEVER	1					
24	42332673301	LEVER	1					
	42332673301	LEVER	1					

**AT-146-3 43011100032 UPPER
PM5150108-00 MODIFICATION ASSY (ELEC.)**



トルグス

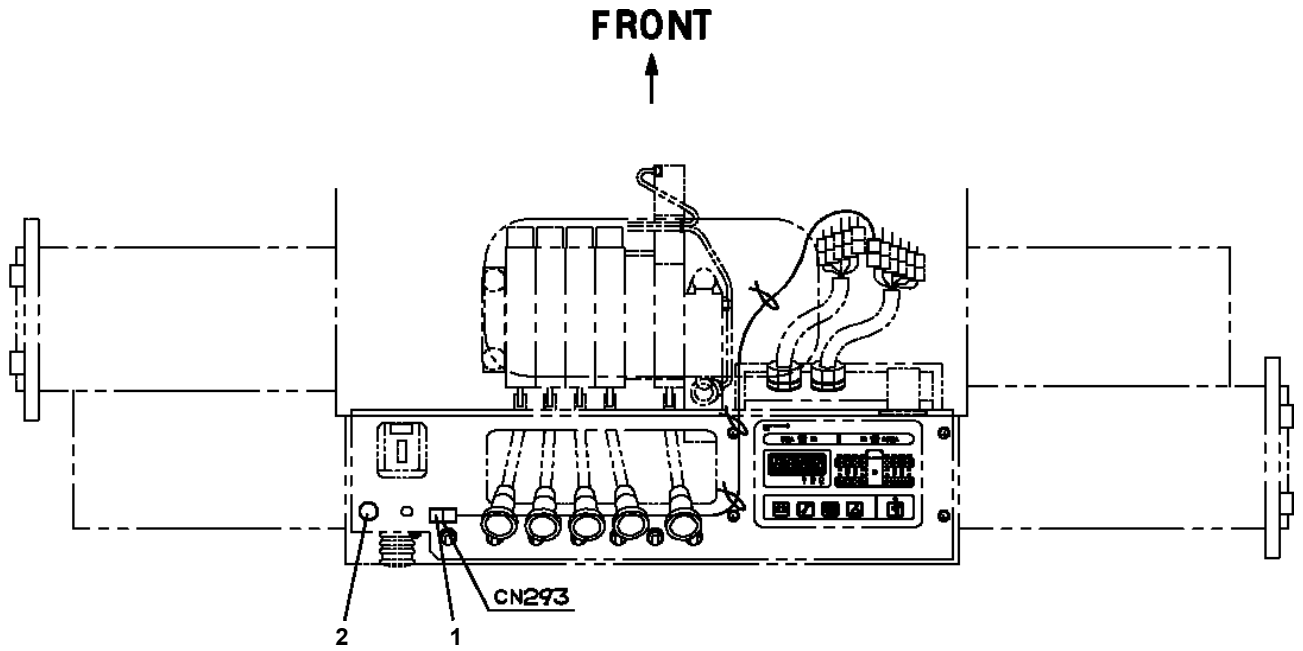
AT-146-3 43011100032 UPPER
PM5150115-00 MODIFICATION ASSY (BUCKET FRAME)



**AT-146-3 43011100032 UPPER
PM5150153-00 MODIFICATION ASSY (SAFETY ROPE INTERLOCK:JU)**

指示番号 KEY NO.	カイソウウASSY (セーフティロープ インタロック:JU) MODIFICATION ASSY (SAFETY ROPE INTERLOCK:JU)
1	カイソウウASSY (バケツフレーム) MODIFICATION ASSY (BUCKET FRAME)
2	カイソウウASSY (バケツフ ハイセン) MODIFICATION ASSY (BUCKET ELECTRIC)
3	カイソウウASSY (バケツ/パネル, レバー) MODIFICATION ASSY (BUCKET/PANEL, LEVER)
4	カイソウウASSY (FRP カバー) MODIFICATION ASSY (FRP COVER)
5	カイソウウASSY (ブースタASSY, エア) MODIFICATION ASSY (BOOSTER ASSY, AIR)
6	カイソウウASSY (セレクトASSY, ブースタエア) MODIFICATION ASSY (SELECTOR ASSY, BOOSTER AIR)
7	カイソウウASSY (バケツフ ハイカン) MODIFICATION ASSY (BUCKET PIPING)
9	ネームプレートASSY (バケツ パネル) NAME PLATE ASSY (BUCKET PANEL)

**AT-146-3 43011100032 UPPER
PM5150201-00 MODIFICATION ASSY (LOWER,CONTROL,ELEC.,PLATE NAME)**

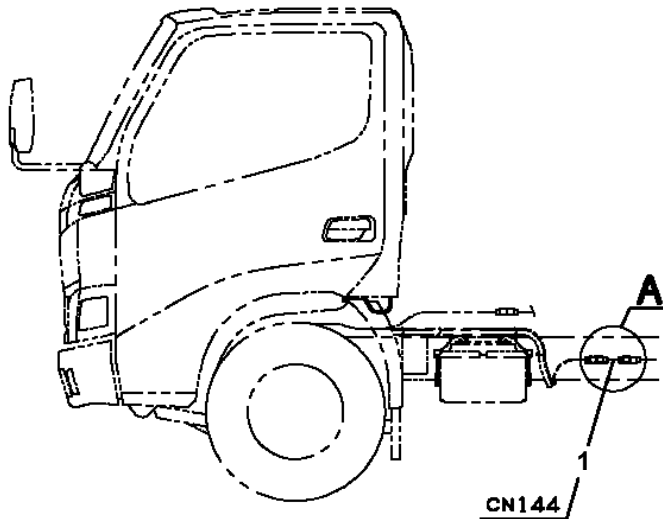
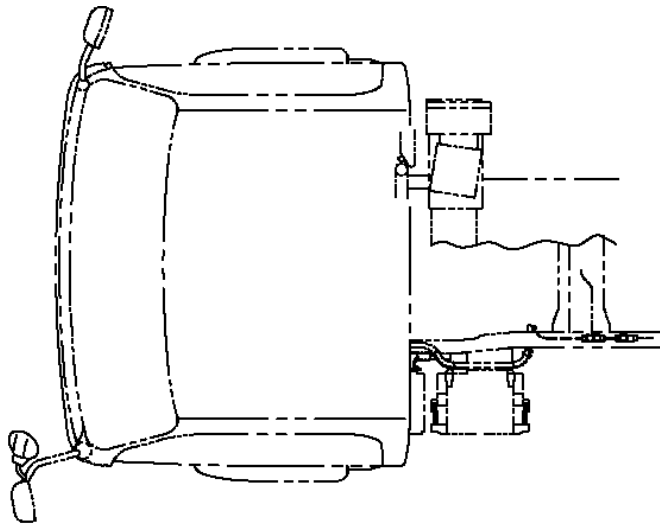


AT-146-3 43011100032 UPPER

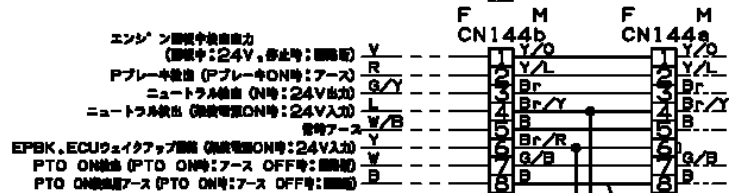
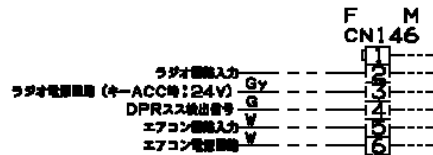
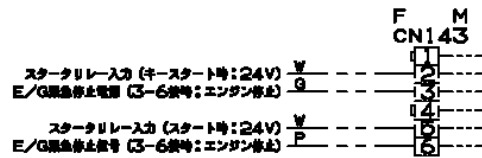
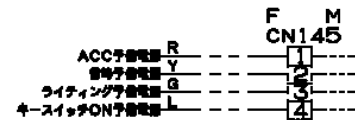
Pos No.	Parts No	Parts Name	Qty	Unit	Technical Data	Serial No (Start)	Serial No (End)	Remarks	Pages
1	42267571100	COVER	1						
2	42267571200	COVER	1						
3	42267801100	SUPPORT	1						
4	90101208014	BOLT	1		M8X14				
5	90303070801	WASHER,PLAIN	1		8				
6	90302040801	WASHER,SPRING	1		8				
31	82400000312	GROMMET	1		L=1000				

AT-146-3 43011100032 UPPER

PM5150568-00 MODIFICATION ASSY (HINO,TOYOTA,PARKING ALARM STOP)

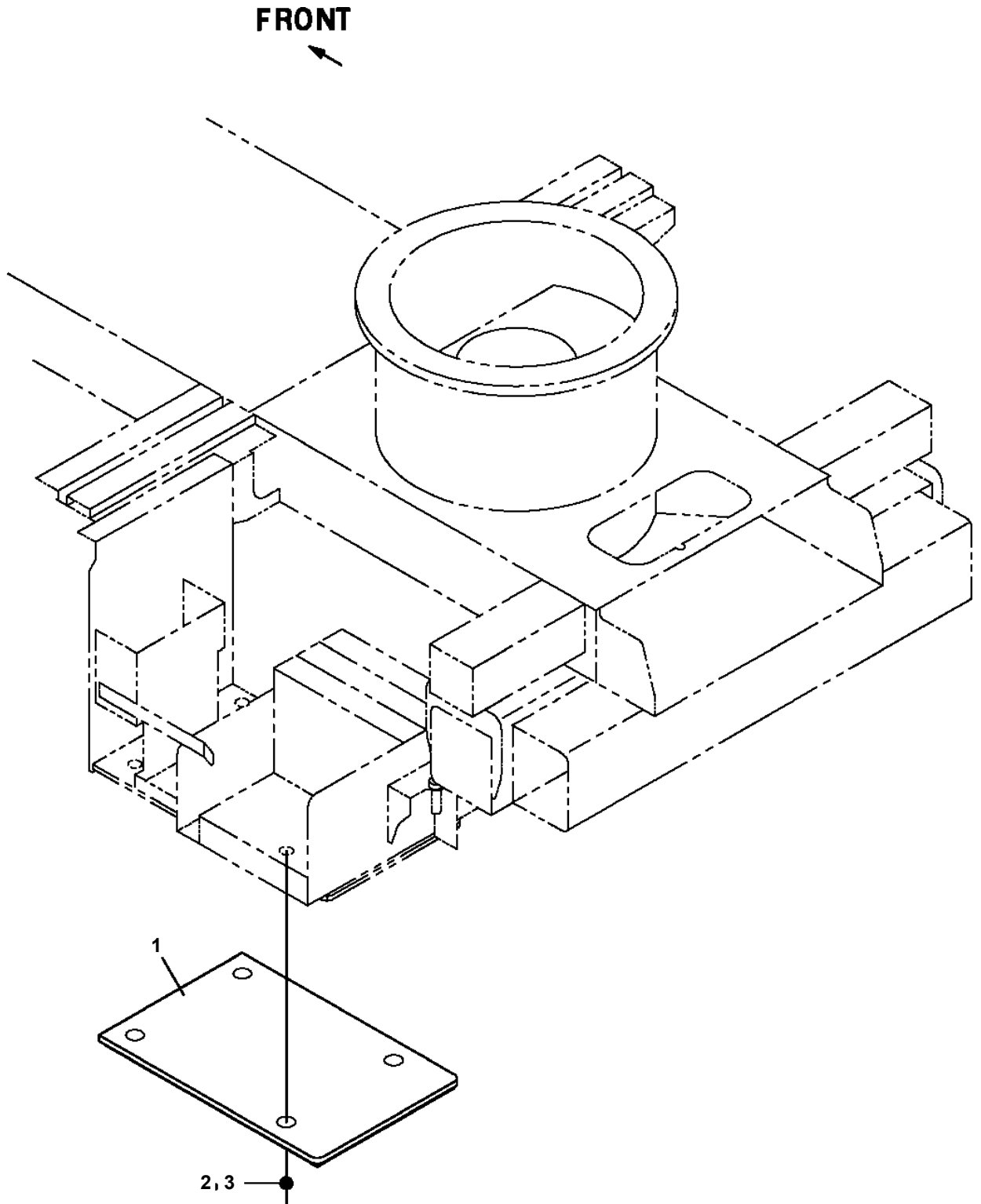


CN144



A
改造詳細図

AT-146-3 43011100032 UPPER
PM5150584-00 MODIFICATION ASSY (LEFT REAR/SIDE GUARDWEIGHT)



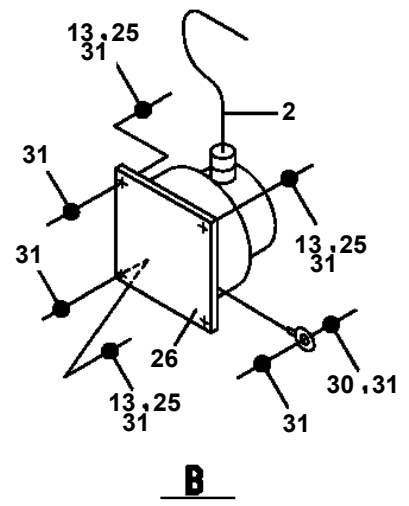
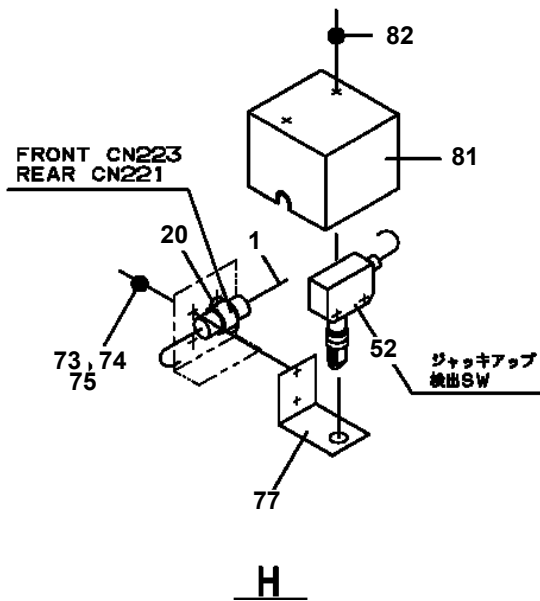
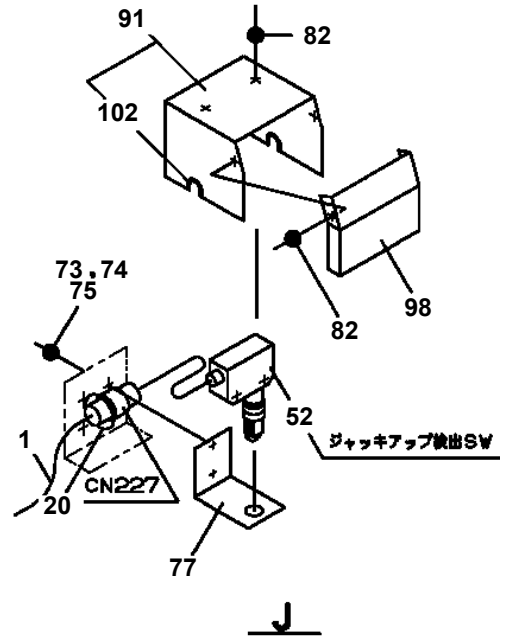
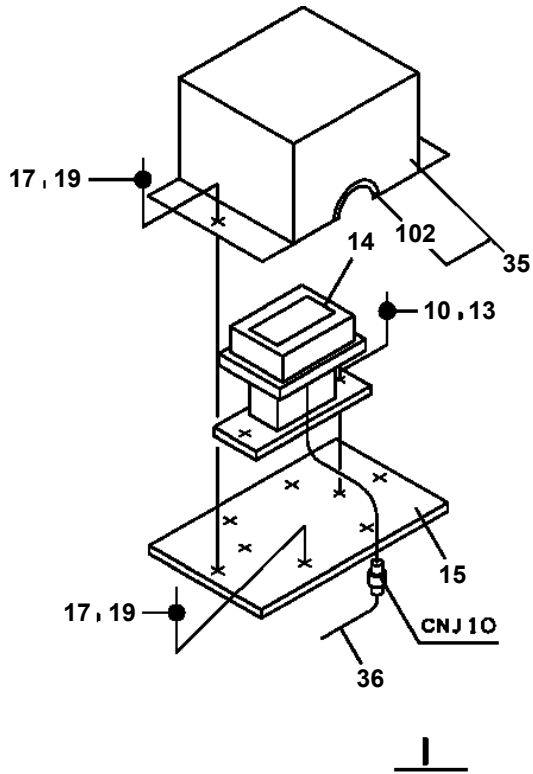
AT-146-3 43011100032 UPPER

Pos No.	Parts No	Parts Name	Qty	Unit	Technical Data	Serial No (Start)	Serial No (End)	Remarks	Pages
1	37002419500	HOSE	1		L=520				
	37002419500	HOSE	1		L=520				

AT-146-3 43011100032 UPPER

Pos No.	Parts No	Parts Name	Qty	Unit	Technical Data	Serial No (Start)	Serial No (End)	Remarks	Pages
50	36663415110	SEAL KIT	1						
100	36663410001	MOTOR ASSY,OIL	1						

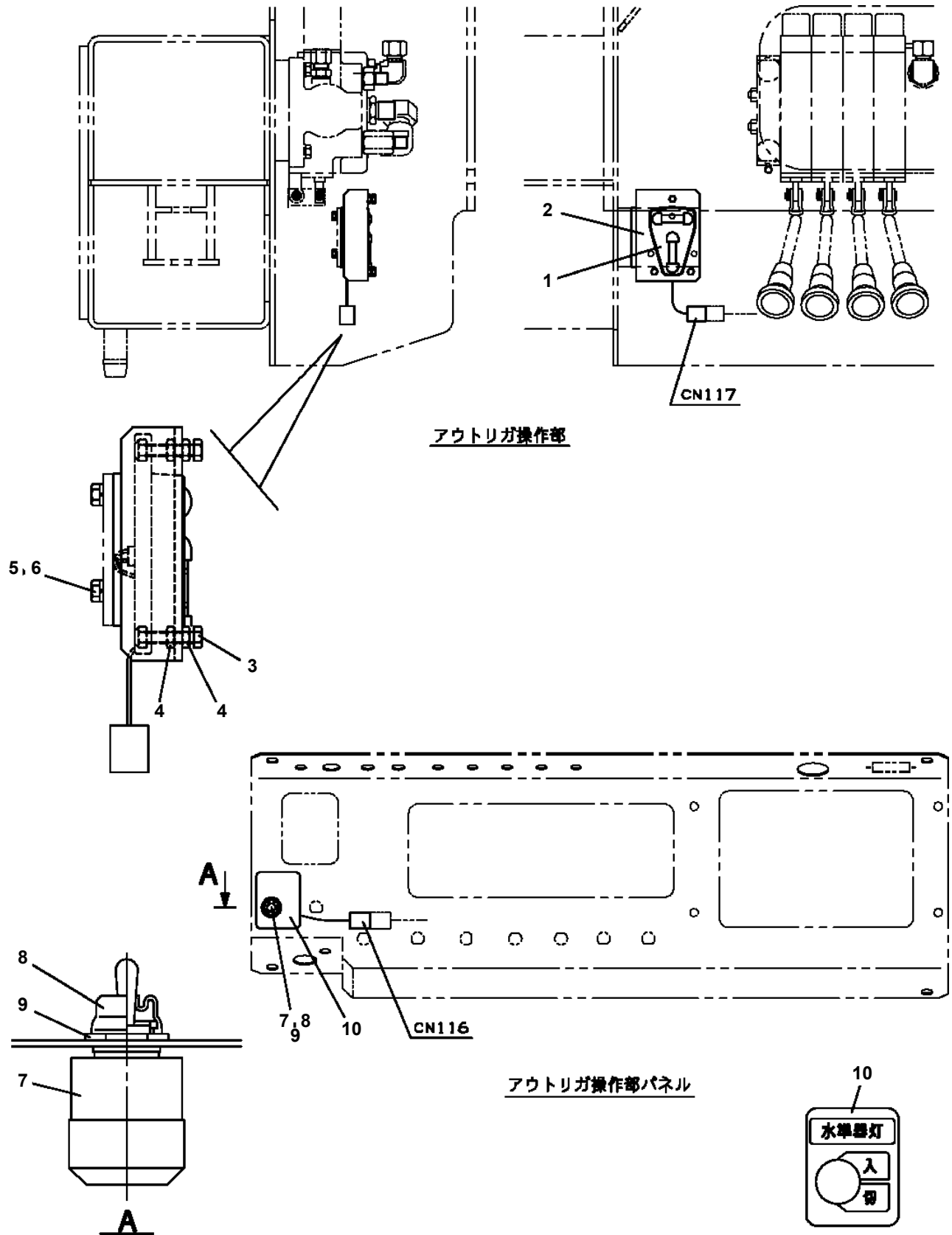
**AT-146-3 43011100032 UPPER
PN1014640-01 ELEC.ASSY (FRAME)**



AT-146-3 4301110032 UPPER

Pos No.	Parts No	Parts Name	Qty	Unit	Technical Data	Serial No (Start)	Serial No (End)
1	42900020101	HARNESS	1				
2	91810132530	FASTENER	N				
3	42901141001	PANEL,CONTROL	1				
4	80192486014	SCREW,MACHINE (WITH WASHER)	4		M6X14		
5	42900602001	RELAY BOX	1				
6	90101210014	BOLT	4		M10X14		
7	90302041001	WASHER,SPRING	4		10		
8	80182406014	SCREW,MACHINE	2		M6X14		
9	42900020200	HARNESS	1				
10	42650390200	CABLE ASSY	1		3L-100L		
11	42900020300	CABLE ASSY	1		3G-100L		
12	82100002016	CLAMP	1		WR25		
13	90186208014	BOLT,FLANGE	1		M8X14		
14	82100001802	TUBE,CORRUGATE	1	M	10		
15	37002700660	CABLE	1		L=2360		
17	90302040601	WASHER,SPRING	1		6		
18	90101206012	BOLT	1		M6X12		
19	82401601002	CLAMP	1			228425	
20	91810130240	FASTENER	1			228425	
51	36361361260	LAMP ASSY (GLOW)	1				

AT-146-3 43011100032 UPPER
 PN1080395-01 LAMP (LEVEL GAUGE)

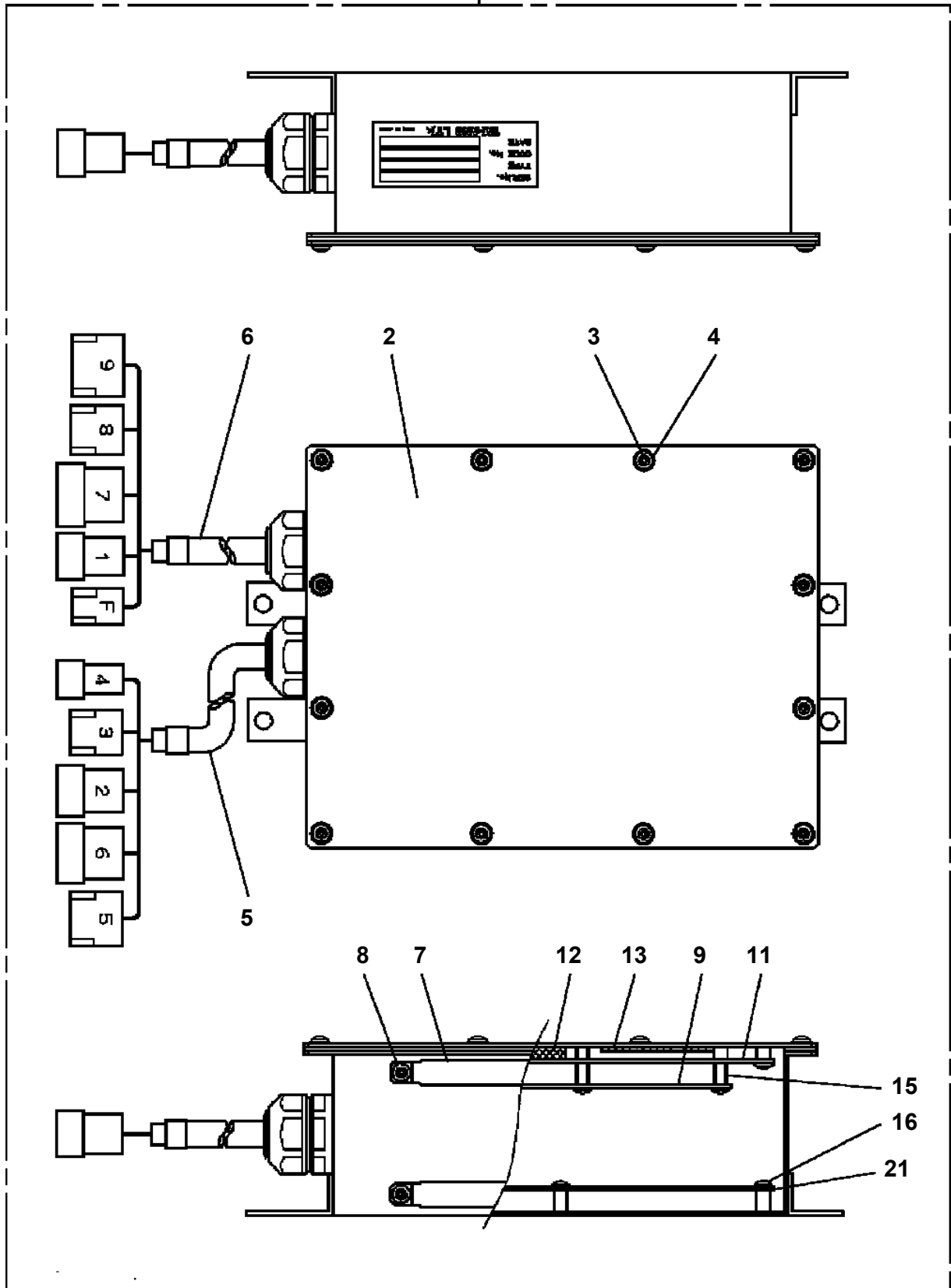


AT-146-3 43011100032 UPPER

Pos No.	Parts No	Parts Name	Qty	Unit	Technical Data	Serial No (Start)	Serial No (End)	Remarks
1	42503390101	HARNESS	1				228576	
	42503390102	HARNESS	1			228577		
2	42503390200	LAMP ASSY (DC12V RED)	2					
3	42503390010	PLATE,NAME	1					
4	42331782110	PLATE,NAME	1					
5	42394783020	PLATE,NAME	1					

AT-146-3 43011100032 UPPER
PN1210156-00 TRANSMITTER, SIGNAL

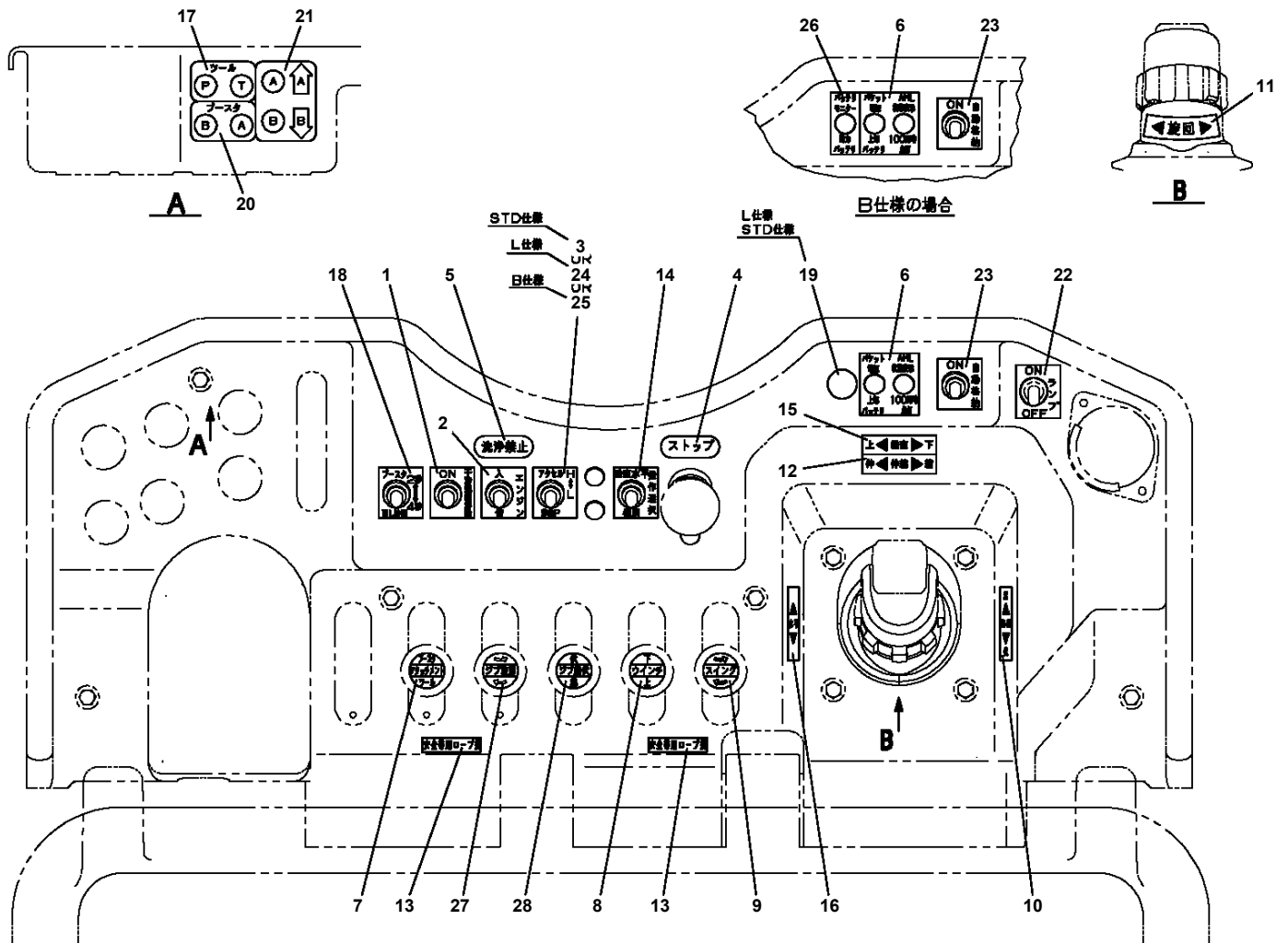
100



AT-146-3 43011100032 UPPER

Pos No.	Parts No	Parts Name	Qty	Unit	Technical Data	Serial No (Start)	Serial No (End)	Remarks	Pages
3	82100000665	CAP (BLACK)	1						
10	82105220112	SWITCH,TOGGLE	1						
50	42502900021	HARNESS	1						

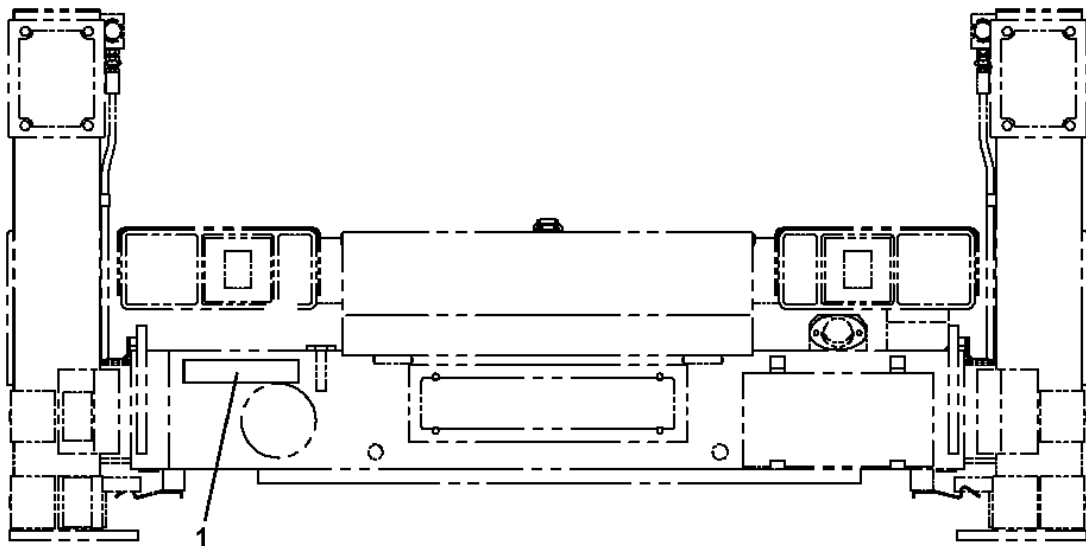
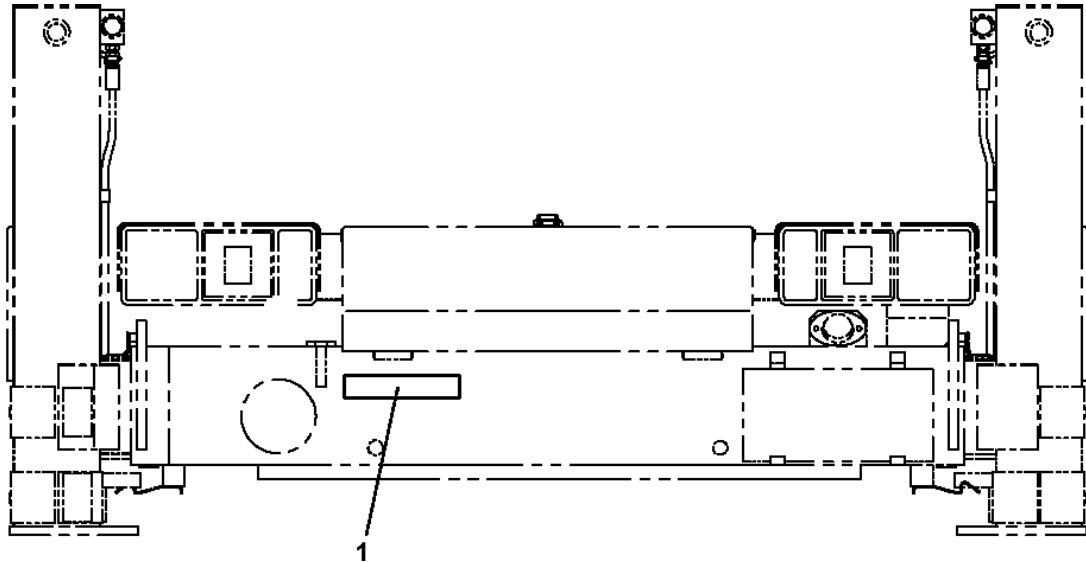
**AT-146-3 43011100032 UPPER
PN5010245-00 NAME PLATE ASSY (BUCKET/PANEL)**



AT-146-3 43011100032 UPPER

Pos No.	Parts No	Parts Name	Qty	Unit	Technical Data	Serial No (Start)	Serial No (End)	Remarks
1	42312497100	PLATE,NAME	1					
2	42394271310	PLATE,NAME (MARKING)	2					
3	42398291050	PLATE,NAME (MARKING)	2					
4	42512071010	PLATE,NAME	1					
5	42392232010	PLATE,NAME	1					
6	42392232020	PLATE,NAME	1					
7	42392232030	PLATE,NAME	1					
8	42392232040	PLATE,NAME	1					

AT-146-3 43011100032 UPPER
PO1014293-00 PLATE ASSY,NAME (LOADING CAPACITY 300KG)

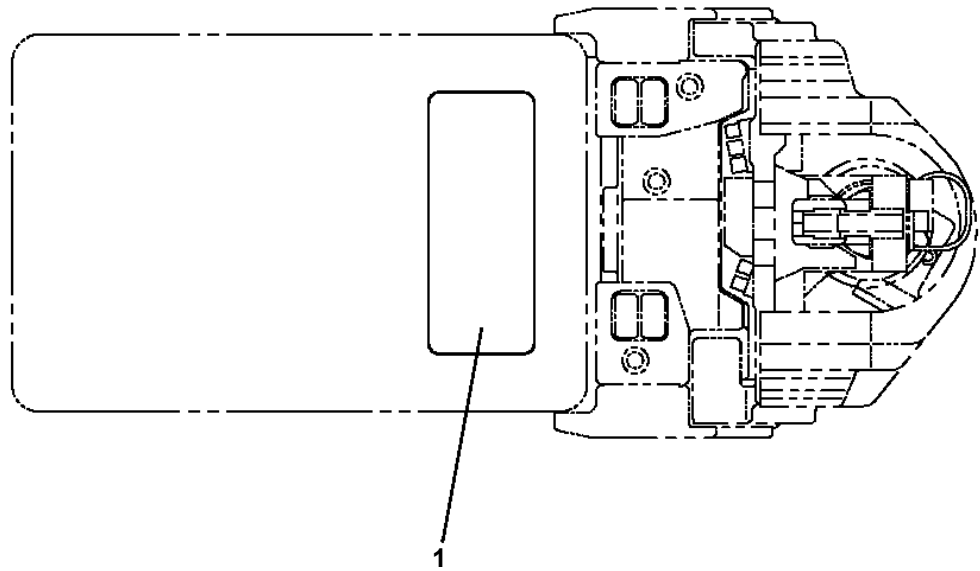
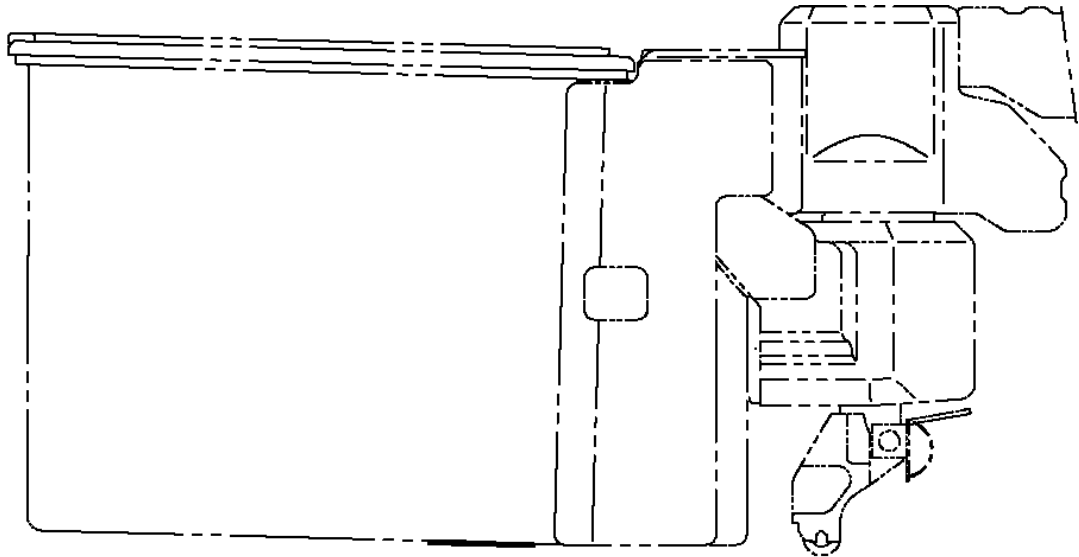


大型後部反射板付の場合

AT-146-3 43011100032 UPPER

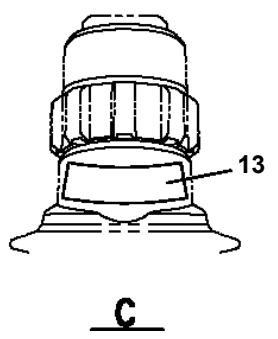
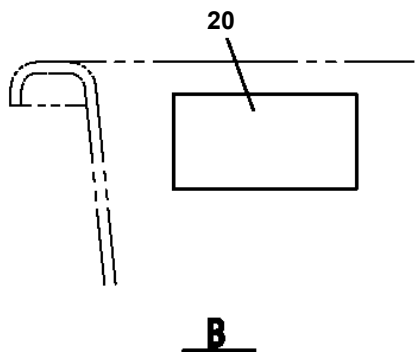
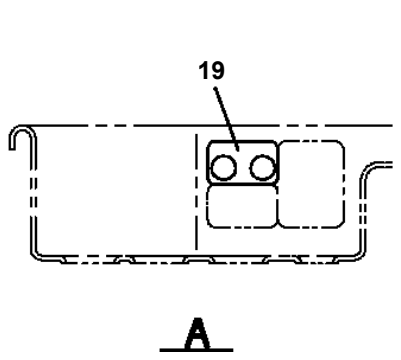
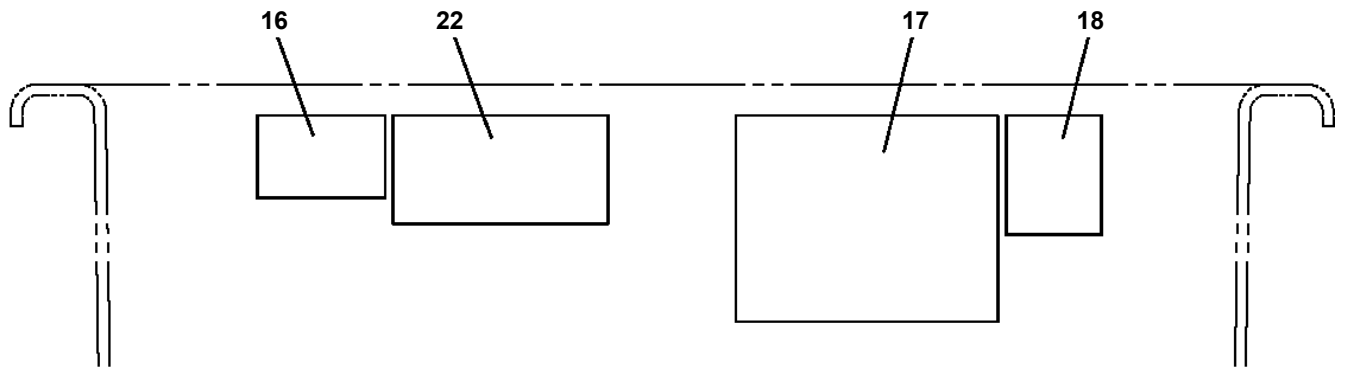
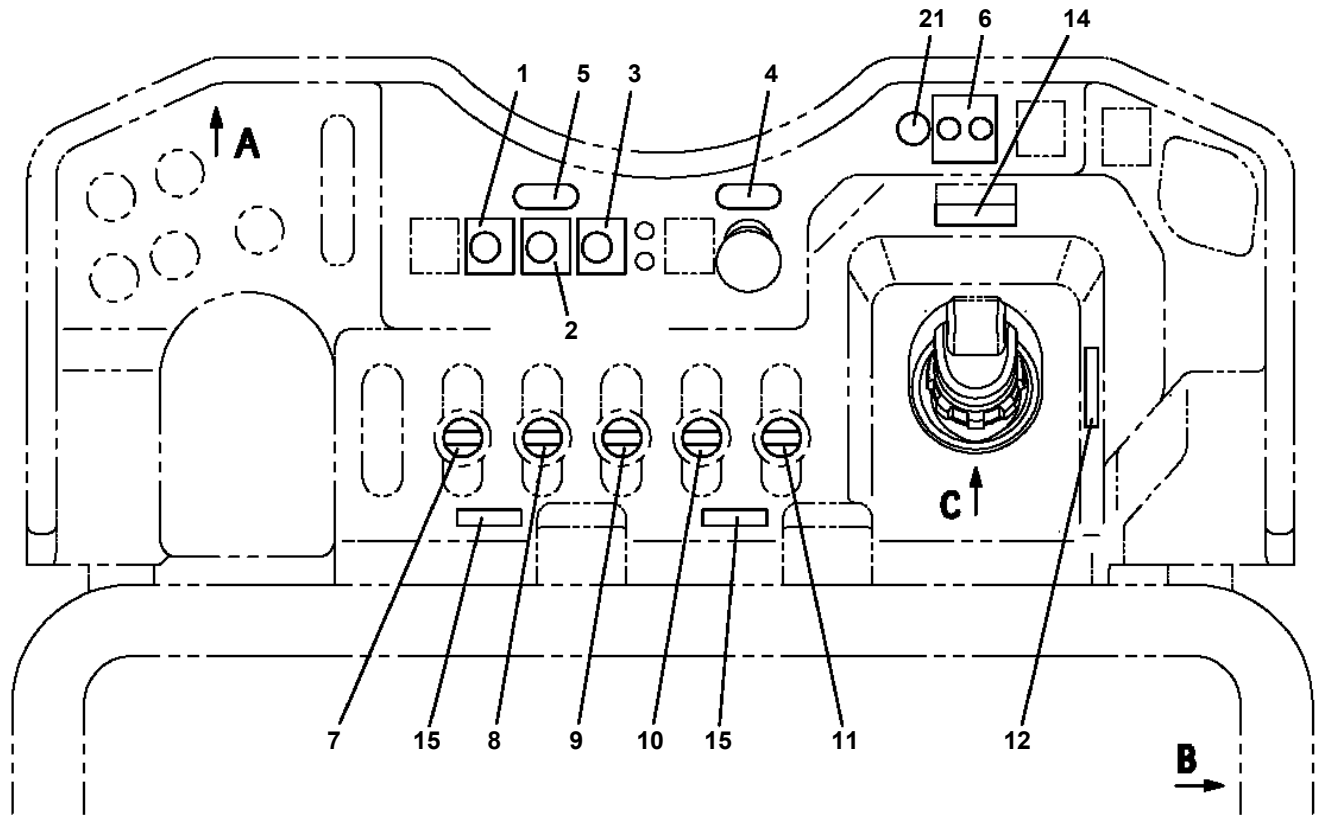
Pos No.	Parts No	Parts Name	Qty	Unit	Technical Data	Serial No (Start)	Serial No (End)	Remarks	Pages
1	37002227800	PLATE,CAUTION	1						

AT-146-3 43011100032 UPPER
PO1015121-01 PLATE ASSY,NAME (HOOK NON-WEARING/LIGHT)



1
フック
未装着時点灯

**AT-146-3 43011100032 UPPER
PO1015442-01 PLATE ASSY,NAME (BUCKET)**



AT-146-3 43011100032 UPPER

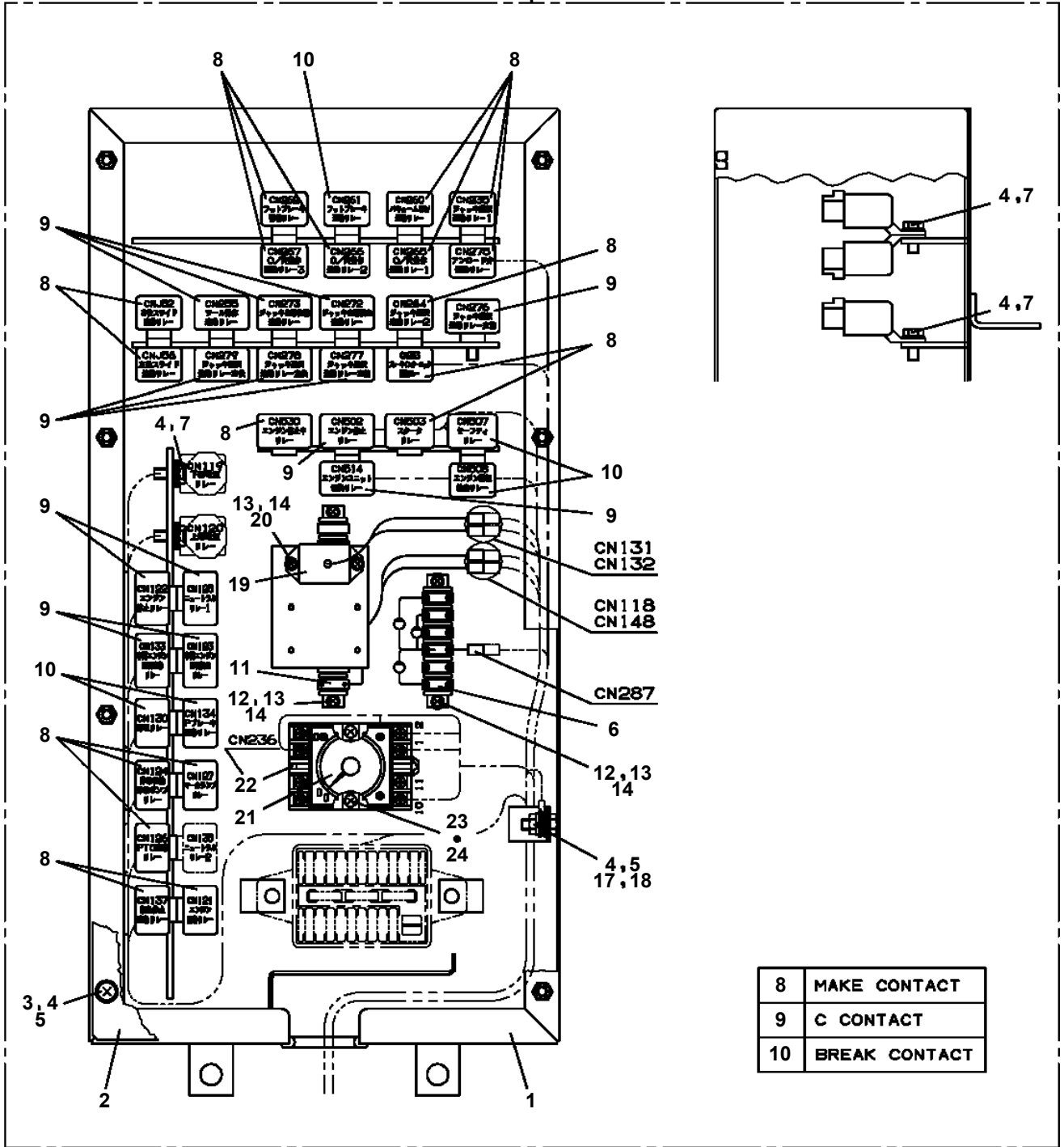
Pos No.	Parts No	Parts Name	Qty	Unit	Technical Data	Serial No (Start)	Serial No (End)
1	(***** *****)	PLATE,NAME (LIVE-LINE WORKING DEVICE)	1				
	(***** *****)	PLATE,NAME (LIVE-LINE WORKING DEVICE)	1				

AT-146-3 43011100032 UPPER

Pos No.	Parts No	Parts Name	Qty	Unit	Technical Data	Serial No (Start)	Serial No (End)
125	37000921890	JOINT	1			228760	

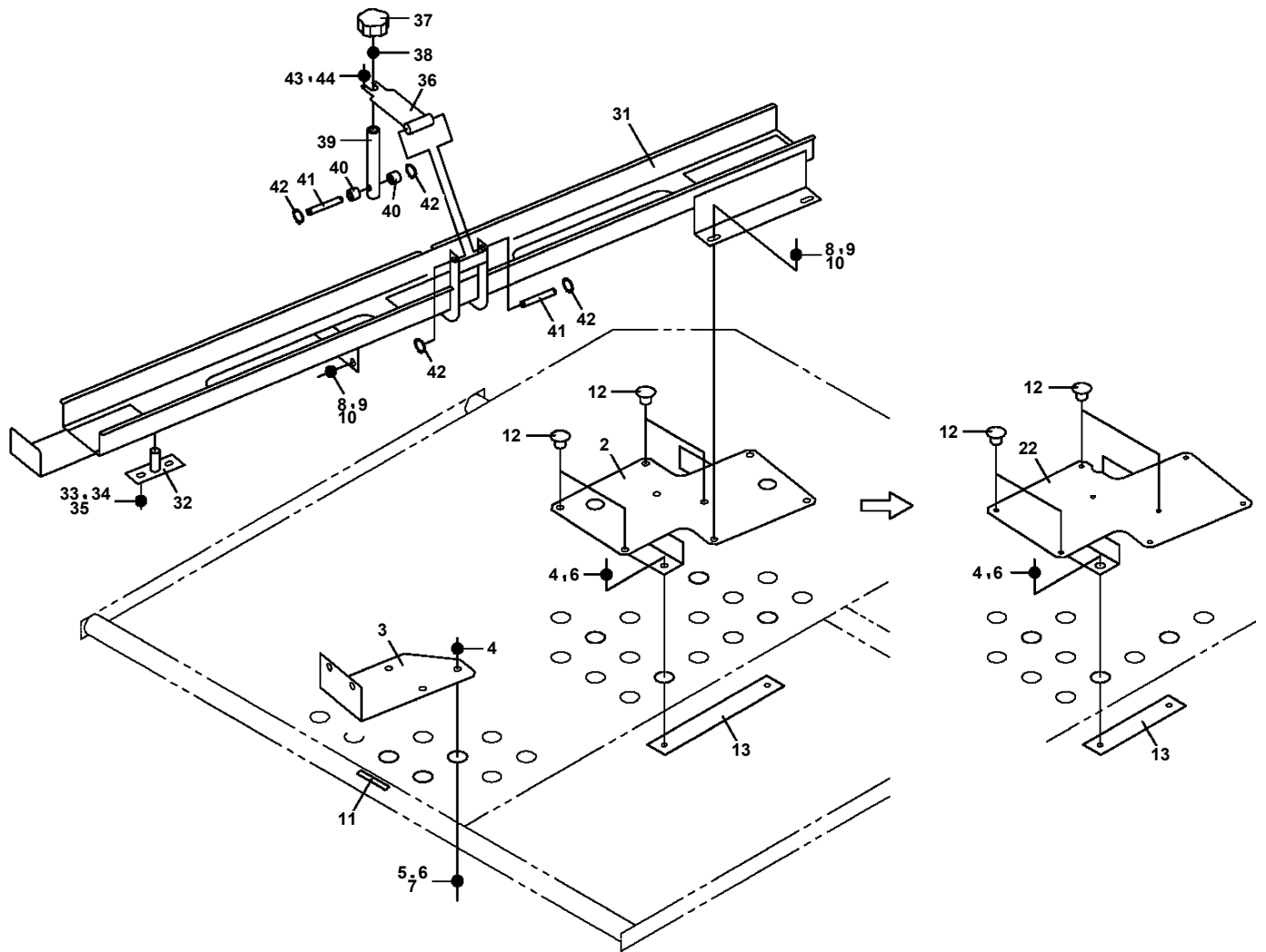
**AT-146-3 43011100032 UPPER
PR5100021-00 RELAY BOX ASSY**

100

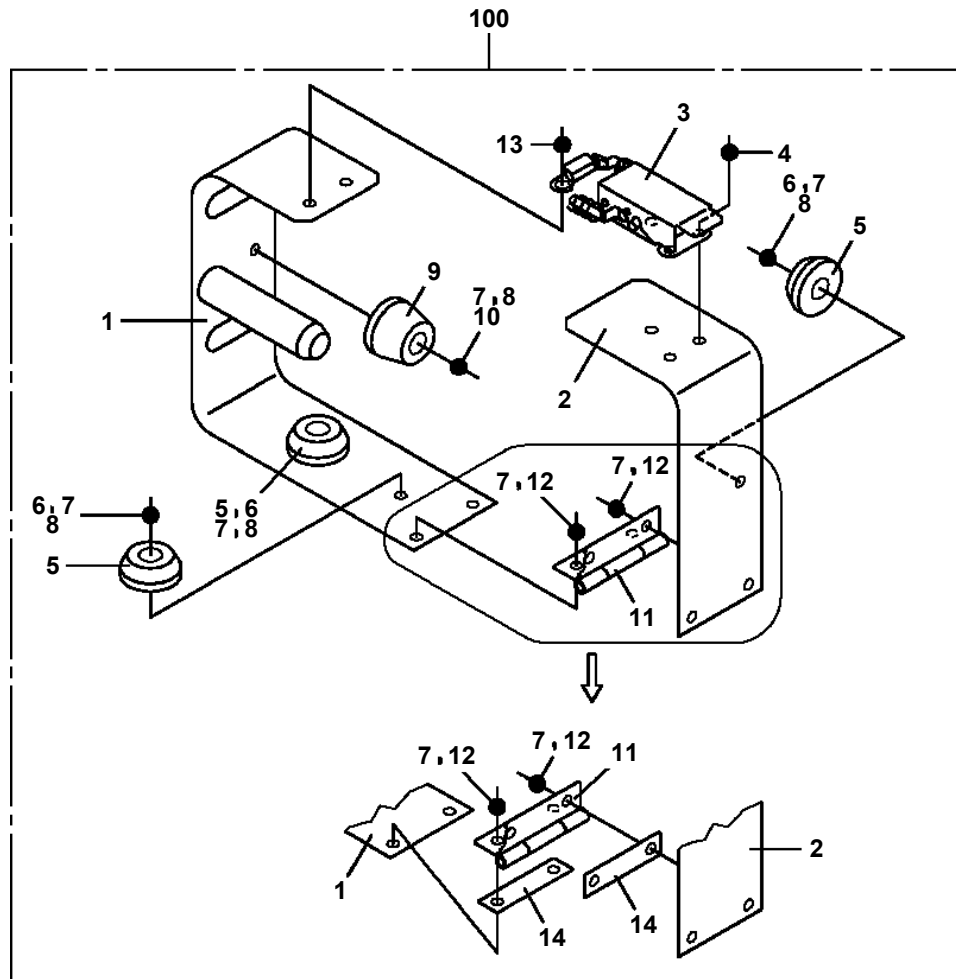


8	MAKE CONTACT
9	C CONTACT
10	BREAK CONTACT

**AT-146-3 43011100032 UPPER
PS5420032-01 SUPPORT ASSY (JIB ON CAB:L,B,STD)**



AT-146-3 43011100032 UPPER
PS5420154-01 SUPPORT ASSY

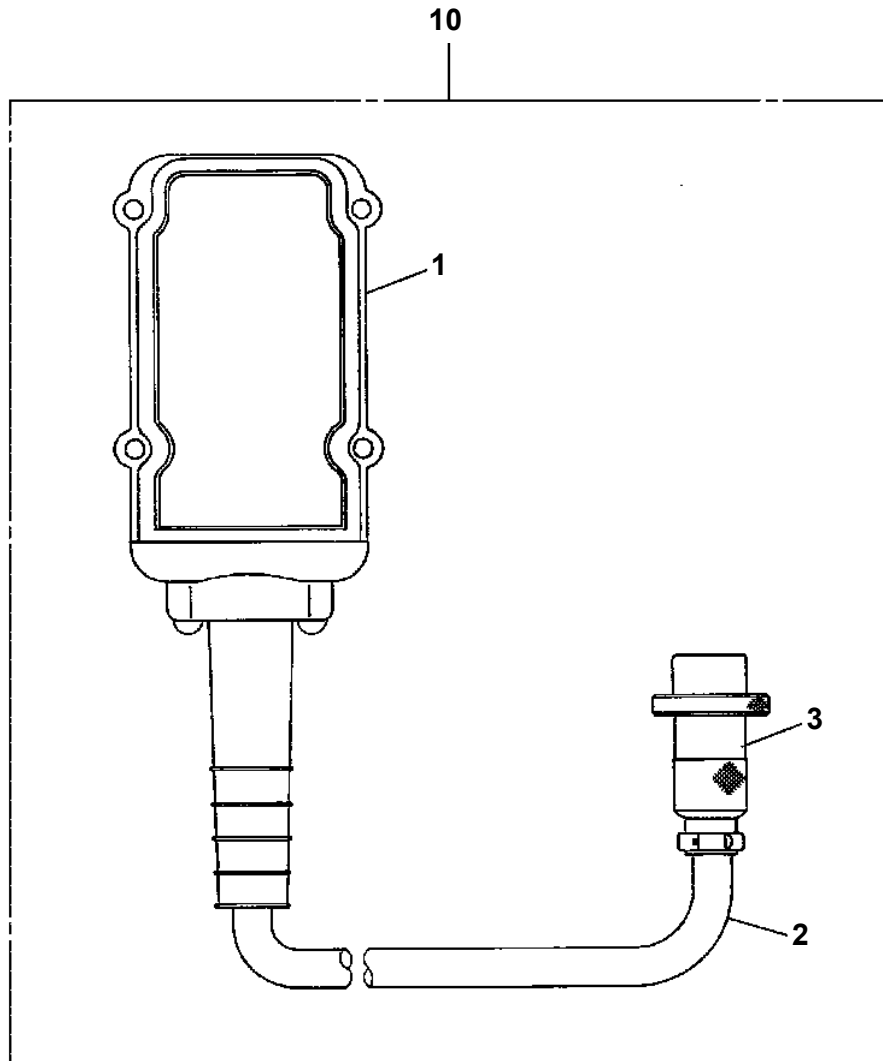


AT-146-3 43011100032 UPPER

Pos No.	Parts No	Parts Name	Qty	Unit	Technical Data	Se
1	82109833232	SWITCH	1			
2	82100002220	CABLE	4	M		
3	82100002173	CONNECTOR	1			
50	42509160000	SWITCH ASSY (ELEC.BOOSTER, REMOTE:3M,NANABOSI,KASUGA)	1			

AT-146-3 43011100032 UPPER

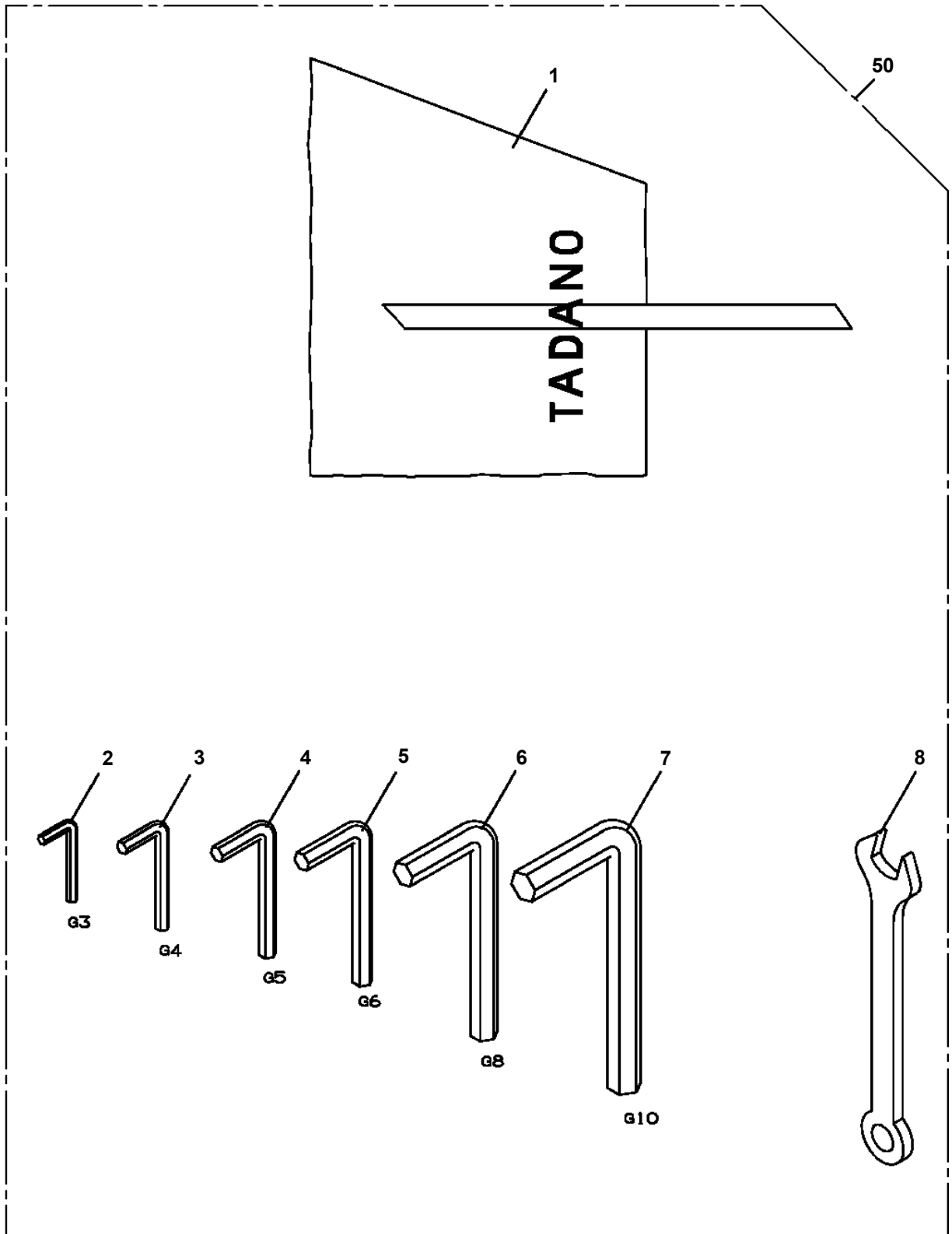
PV1030109-00 SWITCH BOX (ELECTRIC BOOSTER, 3M,NANABOSI,SINKOU DENKI)



AT-146-3 43011100032 UPPER

Pos No.	Parts No	Parts Name	Qty	Unit	Technical Data	Serial No (Start)	Serial No (End)	Remarks	Page
5	91002902500	O-RING	4		1B G25				
8	80316090020	PLUG	4		KKT PT1/8				
9	36606975020	PLUG	1						
10	91002801400	O-RING	1		1B P14				
12	16066241000	SPRING	1						
22	36606995020	RELIEF ASSY	1						
100	36606990000	VALVE ASSY,RELIEF	1						

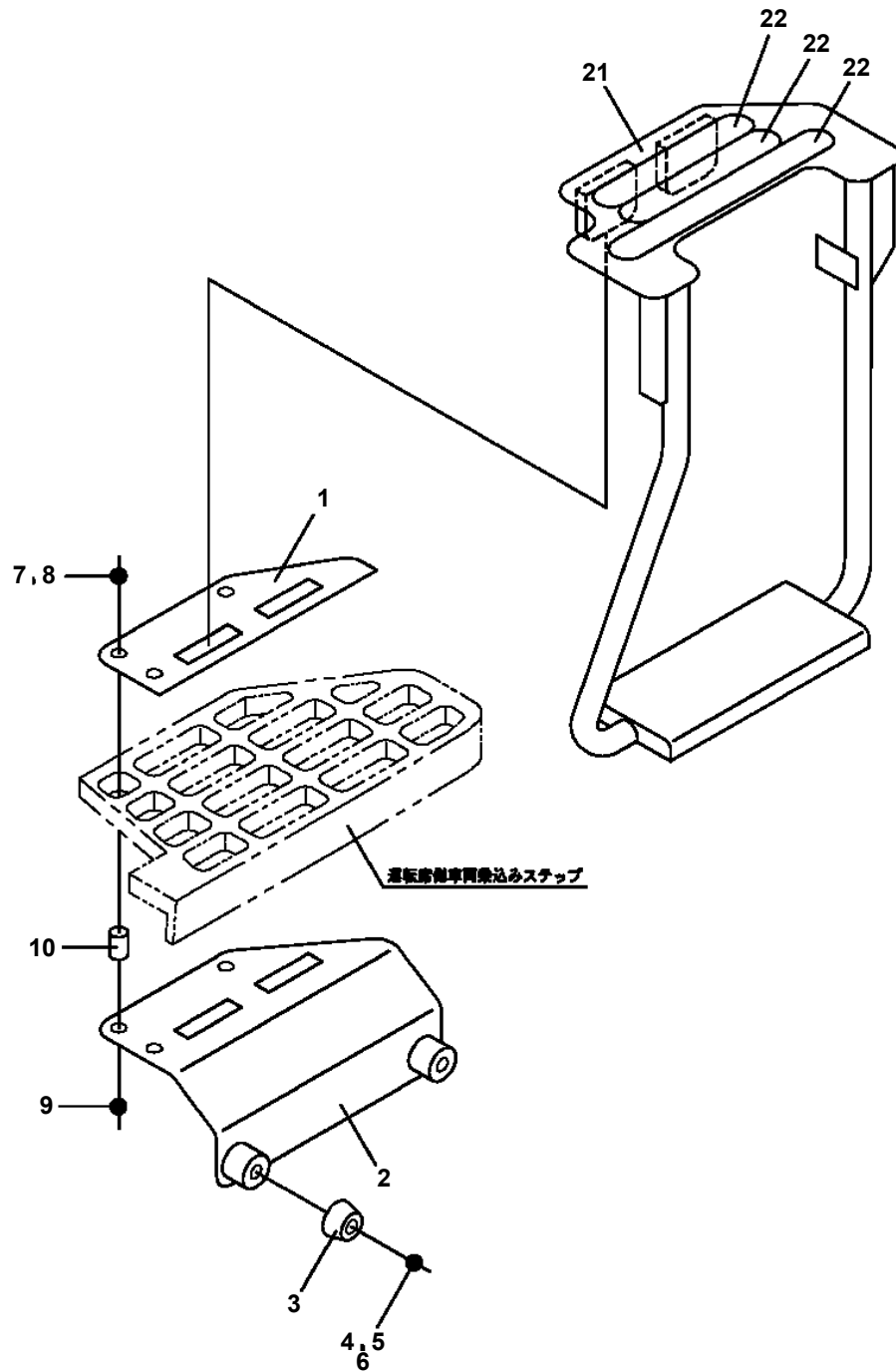
AT-146-3 43011100032 UPPER
PW1030047-01 TOOLS



AT-146-3 43011100032 UPPER

Pos No.	Parts No	Parts Name	Qty	Unit	Technical Data	Serial No (Start)	Serial No (End)	Remarks	Pages
1	42698900500	FENDER	1				229107		
	42698900501	FENDER	1			229108	229501		
2	90186208020	BOLT,FLANGE	8		M8X20				
3	90280200800	NUT,FLANGE	8		M8				
4	42698900602	FENDER	1				229717		
	42698900603	FENDER	1			229718			
5	90101208014	BOLT	6		M8X14				
6	90302040801	WASHER,SPRING	8		8				
7	42698900700	FENDER	1				229107		
	42698900701	FENDER	1			229108			
8	42698900802	FENDER	1						
9	42698900900	SUPPORT	1				228563		
	42698900901	SUPPORT	1			228564			
10	37000511290	PLATE	1						
11	90101208030	BOLT	1		M8X30				
12	90201200800	NUT	2		M8				
13	90303070801	WASHER,PLAIN	3		8				
16	42698900502	FENDER	1			229502			
17	82467300103	PLUG	2			229502			

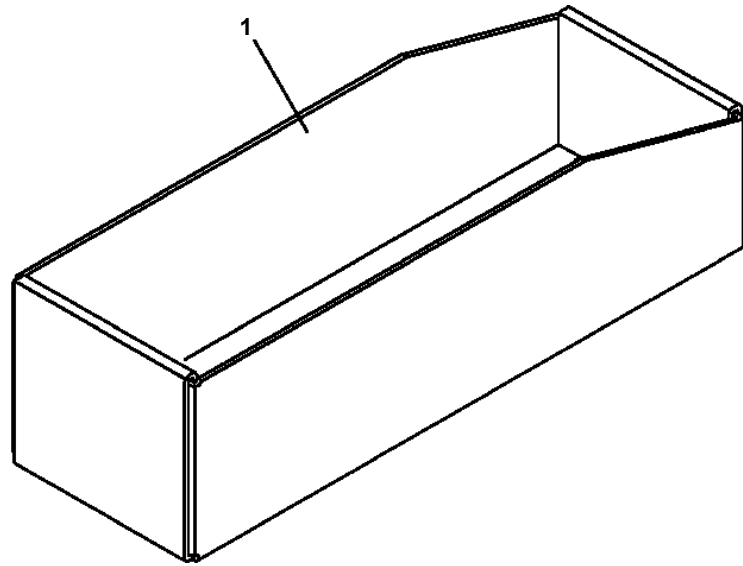
AT-146-3 43011100032 UPPER
PX1260288-00 STEP (FOR ENTRY INTO CAB/HINO,TOYOTA)



AT-146-3 43011100032 UPPER

Pos No.	Parts No	Parts Name	Qty	Unit	Technical Data	Serial No (Start)	S
1	42971851000	WOOD BLOCK (KANSAI DENRYOKU/DETACHABLE)	1				

**AT-146-3 43011100032 UPPER
PX1350832-00 BOX,TOOL**



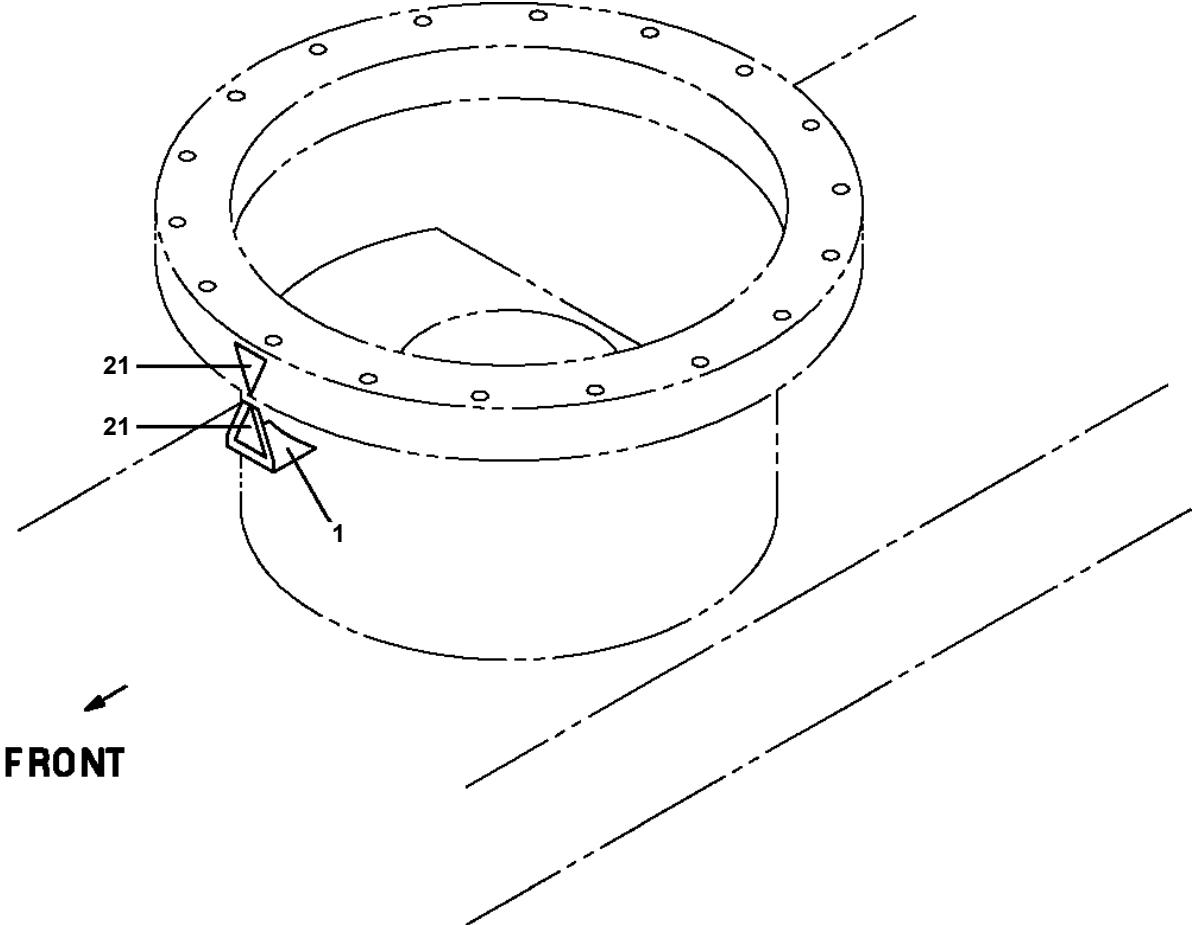
AT-146-3 43011100032 UPPER

Pos No.	Parts No	Parts Name	Qty	Unit	Technical Data	Serial No (Start)	Serial No (End)	Remarks	Pages
1	42834441000	BOX,TOOL	1						00049
2	90101210025	BOLT	4		M10X25				
3	90303071001	WASHER,PLAIN	4		10				
4	90201201000	NUT	2		M10				
5	90302041001	WASHER,SPRING	4		10				
6	37000560120	PLATE	2		T=3.2				
8	42500870200	PLATE	2						
21	42394781030	PLATE (NON-SLIP)	4						

AT-146-3 43011100032 UPPER

Pos No.	Parts No	Parts Name	Qty	Unit	Technical Data	Serial No (Start)
1	42835791000	BOX,TOOL	1			
2	42836201000	BOX,TOOL	1			
4	42837345101	STEP	1			
	* 42834132001	STEP	1			228252
	42834132002	STEP	1			228752
	42834132003	STEP	1			229108
6	90101212022	BOLT	4		M12X22	
7	90302041201	WASHER,SPRING	4		12	
8	90101210025	BOLT	15		M10X25	
9	90302041001	WASHER,SPRING	17		10	
10	37000505950	PLATE	13		T=3.2	
	37000505950	PLATE	6		T=3.2	
	37000505950	PLATE	10		T=3.2	228247
12	82401800060	PLUG (FOR M6)	10			
13	82466102910	WASHER	7		M10	
14	90201201000	NUT	7		M10	
15	90180210025	BOLT,BUTTON	7		M10X25	
16	42837345010	PLATE	1			228247
31	42836315100	SUPPORT	1			
32	42835795200	SUPPORT	1			
34	90101210020	BOLT	2		M10X20	
36	90101208025	BOLT	2		M8X25	
37	90302040801	WASHER,SPRING	2		8	
38	90303071001	WASHER,PLAIN	3		10	
40	42835793000	BOX,TOOL	1			
42	42835790200	SUPPORT	1			
43	37000581940	PLATE	N		T=0.5	
61	42394484020	PLATE (NON-SLIP)	8			
62	42833782010	PLATE (NON-SLIP)	3			
63	42833782020	PLATE (NON-SLIP)	1			
64	89730000010	TAPE	1			
71	42394484010	PLATE (NON-SLIP)	1			
72	42393891070	PLATE (NON-SLIP)	1			
73	42393891060	PLATE (NON-SLIP)	2			
74	42396552010	PLATE (NON-SLIP)	1			
75	42397246020	PLATE (NON-SLIP)	1			
203	(*****)	MOUNT ASSY,TOOL BOX (LEFT-REAR UTILITY BOX)	1			

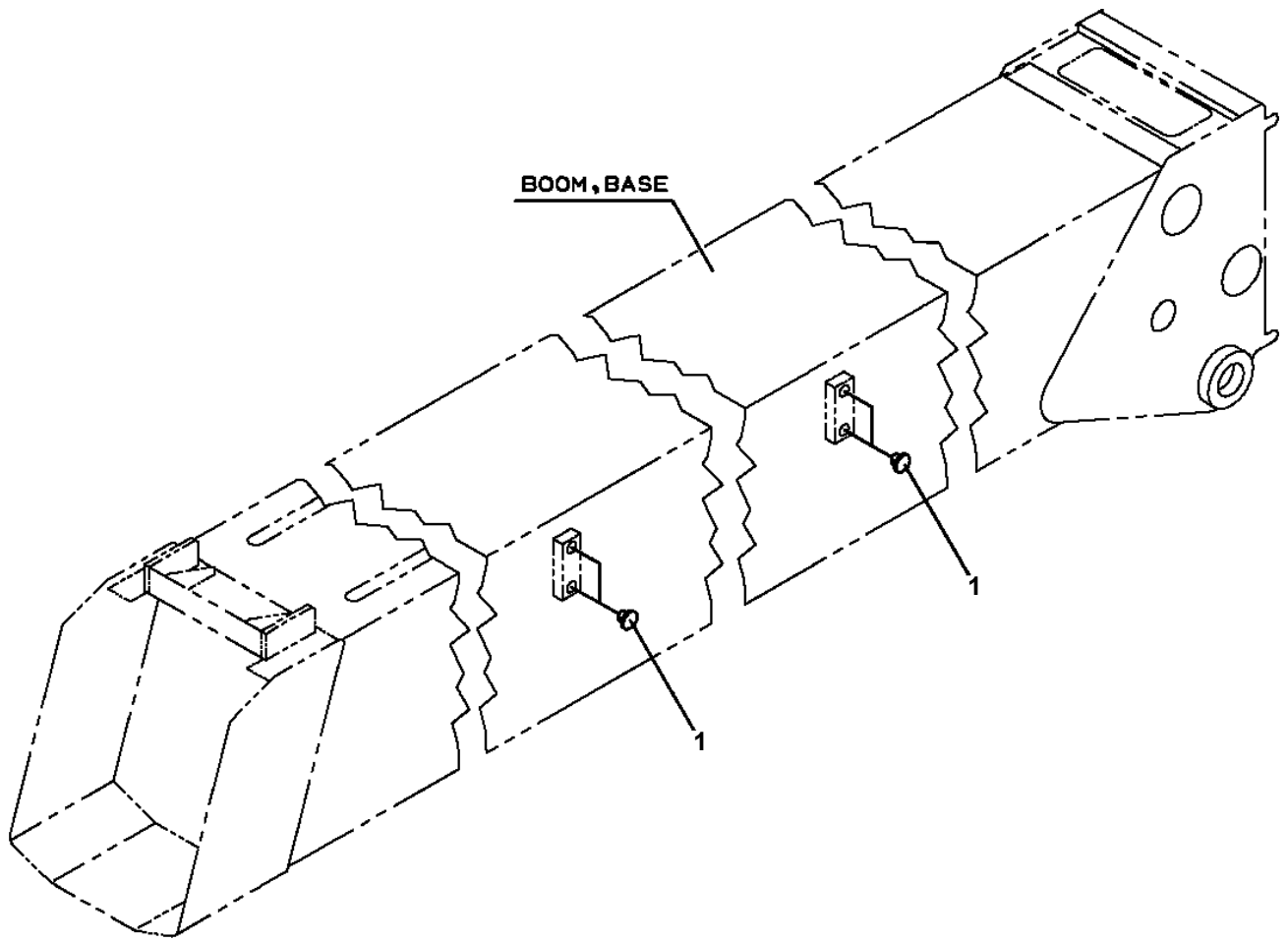
**AT-146-3 43011100032 UPPER
PX1360109-00 REFLECTOR (SWING ALIGNMENT MARK/FRONT)**



AT-146-3 43011100032 UPPER

Pos No.	Parts No	Parts Name	Qty	Unit	Technical Data	Serial No (Start)	Serial No (End)	Remarks	Pages
1	42505520100	GUARD	1				229564		
	42505520101	GUARD	1			229565			
2	90101208020	BOLT	4		M8X20				
3	90302040801	WASHER,SPRING	4		8				
4	37000560120	PLATE	11		T=3.2				
5	90101210025	BOLT	7		M10X25				
6	90201201000	NUT	7		M10				
7	90302041001	WASHER,SPRING	7		10				
8	42312301100	SUPPORT	1						

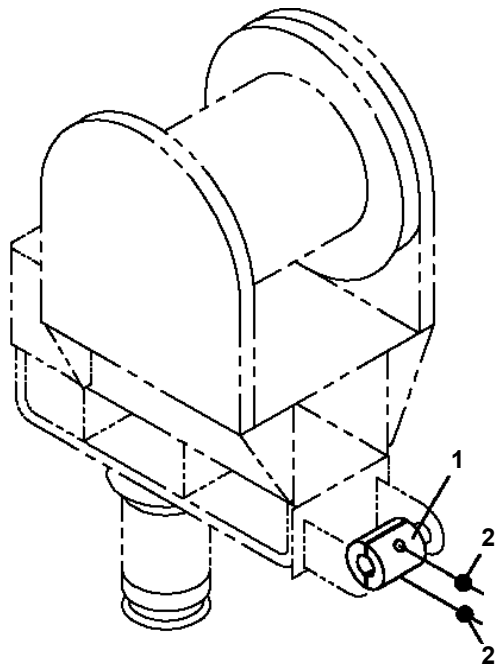
**AT-146-3 43011100032 UPPER
PX5010364-00 MOUNT ASSY (NO JIB STORAGE SUPPORT/BOOMSIDE)**



AT-146-3 43011100032 UPPER

Pos No.	Parts No	Parts Name	Qty	Unit	Technical Data	Serial No (Start)	Serial No (End)	Remarks
1	42509361100	SUPPORT	1				229074	
2	42509361200	SUPPORT ASSY	1				229074	
11	42509361300	SUPPORT	1			229075		
21	42508002200	HARNESS	1					
22	91810132530	FASTENER	20					
23	42508242001	COVER ASSY	1					
25	90201200800	NUT	1		M8			
26	90302040801	WASHER,SPRING	9		8			
27	90101208012	BOLT	8		M8X12		229159	
	90101208012	BOLT	4		M8X12	229160		
28	82100002009	CLAMP	1		WRC12			
29	82100001837	FUSE	2		5A			
30	90101208025	BOLT	4		M8X25	229160		
31	90201201000	NUT	4		M10	229160		
32	90303071001	WASHER,PLAIN	4		10	229160		
33	42804790010	PLUG	1			229332		
41	37002201980	PLATE,NAME	2					
42	42930890210	PLATE,NAME	1					
43	42399001010	PLATE,NAME (FUSE)	1					
51	42503832100	CASE	1					
52	42503832200	COVER	1					
53	80182306014	SCREW,MACHINE	4		M6X14			
54	90302040601	WASHER,SPRING	5		6			
55	90303070601	WASHER,PLAIN	4		6			
56	42503832300	HARNESS	1					
57	42352191000	CONVERTER (DC-DC)	1					
58	80172305012	SCREW,MACHINE	4		M5X12			
59	90201200500	NUT	4		M5			
60	90302040501	WASHER,SPRING	4		5			
61	82100002596	RELAY	1				229051	
	34354781720	RELAY (WITH HARNESS)	1			229052		
62	90201200600	NUT	1		M6			
63	42801710200	LAMP ASSY (RED)	1					
71	82400000201	GROMMET	1		KG-016			
81	82100005004	LENS (RED)	1					

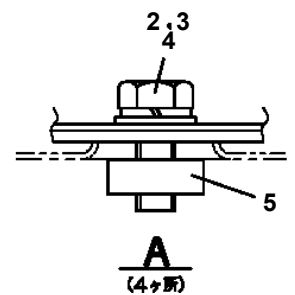
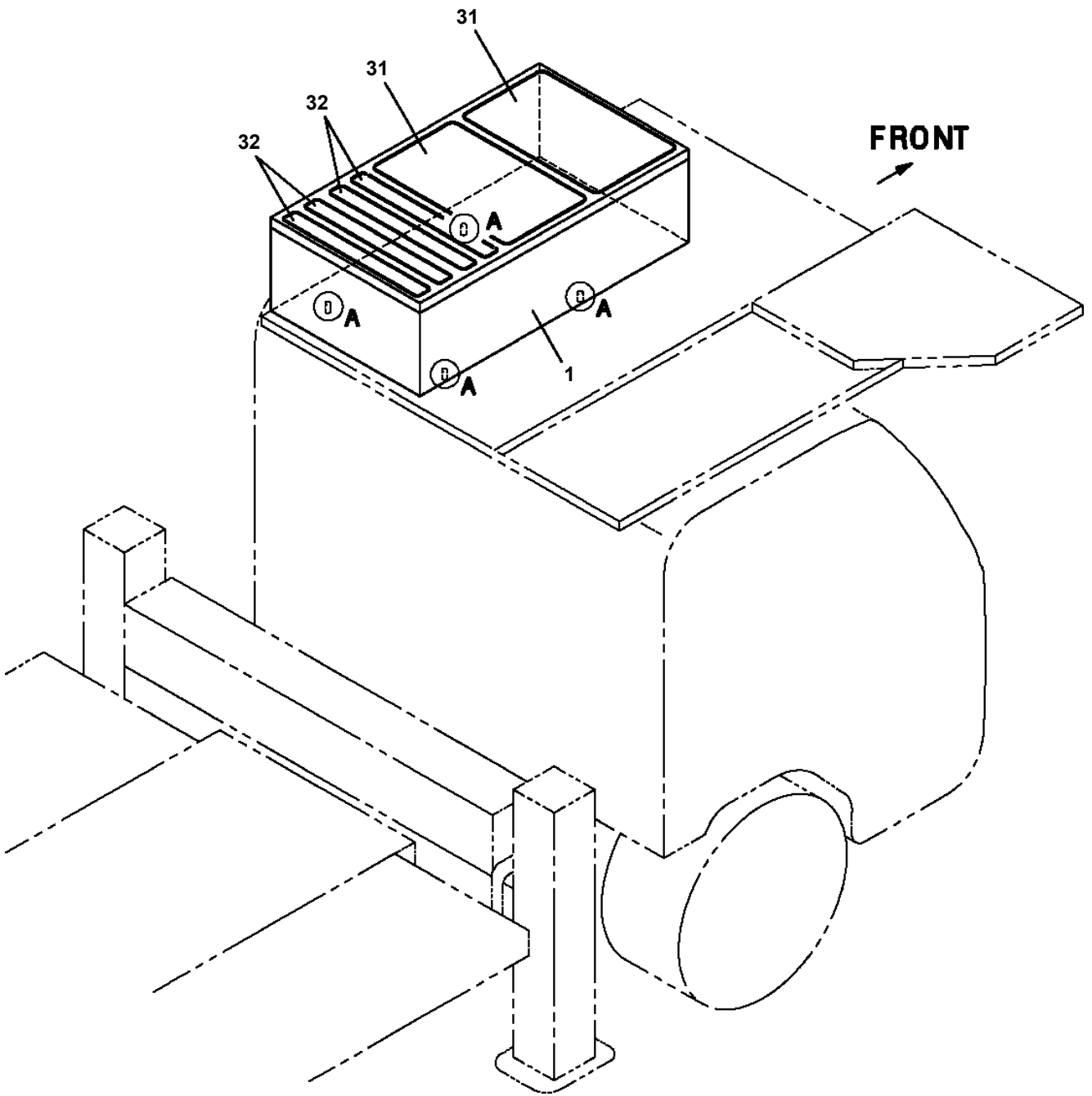
**AT-146-3 43011100032 UPPER
PX5430020-00 MOUNT ASSY, GUARD (WITH JIB STOWING FUNCTION)**



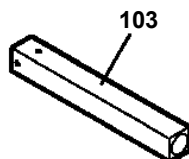
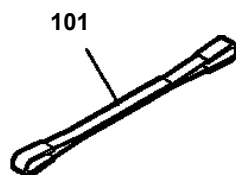
AT-146-3 43011100032 UPPER

Pos No.	Parts No	Parts Name	Qty	Unit	Technical Data	Serial No (Start)	Serial No (End)	Remarks	Pages
1	42834561000	BOX,TOOL	1						00049
2	90101210025	BOLT	4		M10X25				
3	90303071001	WASHER,PLAIN	4		10				
4	90302041001	WASHER,SPRING	4		10				
5	42500870200	PLATE	4						
21	42394781030	PLATE (NON-SLIP)	3				228337		
	42394781030	PLATE (NON-SLIP)	2			228338			
32	34393906520	PLATE (NON-SLIP)	4			228338			

**AT-146-3 43011100032 UPPER
PX5780076-00 MOUNT ASSY, TOOL BOX (DECK ON CAB,GAS DAMPER)**



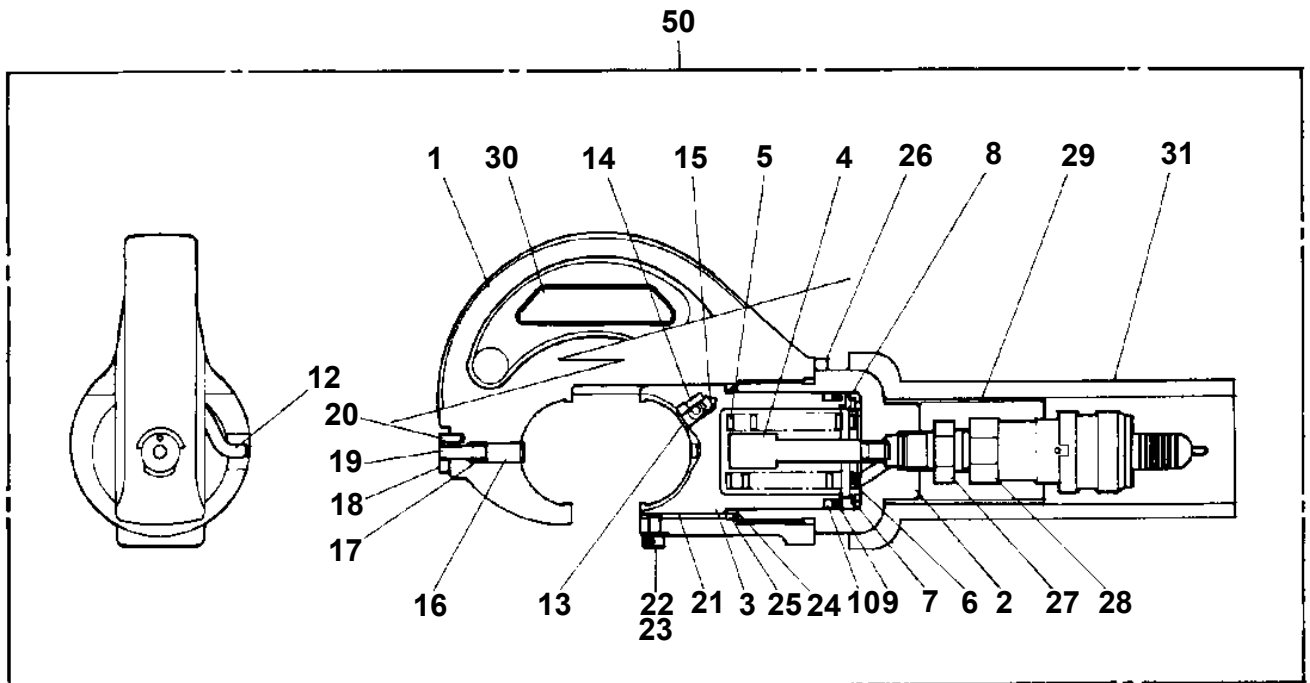
AT-146-3 43011100032 UPPER
PY1020001-10 OPTION UNIT,2



適用製造番号によっては取り付けがないものもあります。

MACHINES OF SOME SERIAL NO. ARE NOT EQUIPPED WITH THESE PARTS.

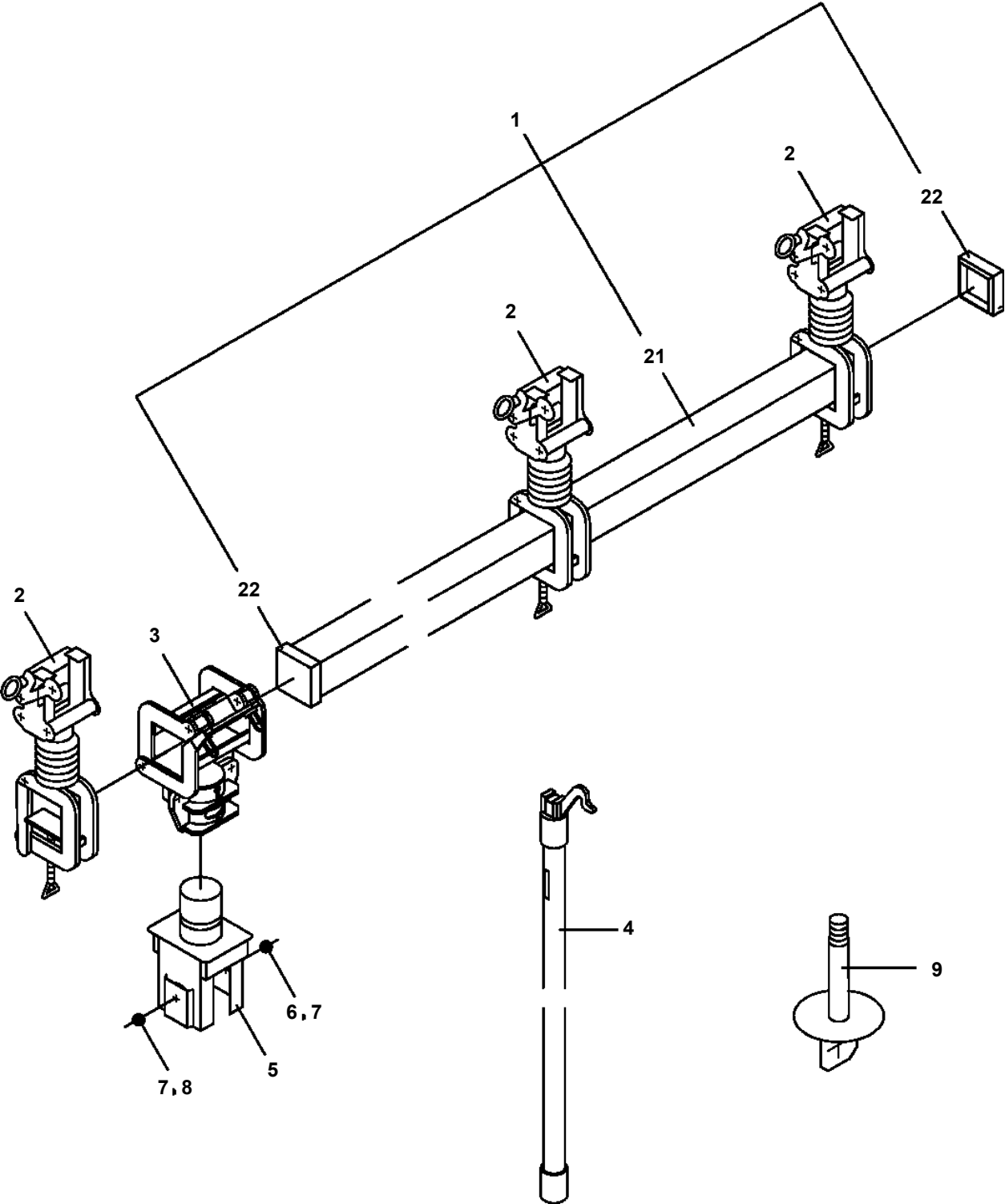
AT-146-3 43011100032 UPPER
PY1050007-00 CLAMP HEAD (SANWA,12TON)



AT-146-3 43011100032 UPPER

Pos No.	Parts No	Parts Name	Qty	Unit	Technical Data	Serial No (Start)	Serial
1	42470030000	CUTTER HEAD (IZUMI 6.4TON 2.5M ELECTRIC)	1				

AT-146-3 43011100032 UPPER
PY1080020-00 ARM



AT-146-3 43011100032 UPPER

Pos No.	Parts No	Parts Name	Qty	Unit	Technical Data	Serial No (Start)	Serial No (End)	Remarks	Pages
1	42470121000	ARM ASSY	1						
2	42470421000	HOLDER	3						
3	42470123000	CLAMP ASSY	1						
4	42470044000	HOT STICK	1						
5	42504011000	SUPPORT	1						
6	90101216130	BOLT	1		M16X130				
7	90303071601	WASHER,PLAIN	3		16				
8	90201201600	NUT	2		M16				
9	42220011200	SUPPORT	1						
10	90302041601	WASHER,SPRING	1		16				
31	42470121100	ARM	1						
32	42470121200	CAP	2						

CLICK HERE TO **DOWNLOAD** THE COMPLETE MANUAL

- Thank you very much for reading the preview of the manual.
- You can download the complete manual from: www.heydownloads.com by clicking the link below



- Please note: If there is no response to CLICKING the link, please download this PDF first and then click on it.

CLICK HERE TO **DOWNLOAD** THE COMPLETE MANUAL