

AT-146-3 43011100073 UPPER

**PD2000204-01 SWING UNIT
PF1000675-00 WINCH SYSTEM
PG2000296-00 BOOM UNIT
PH1000550-00 SAFETY DEVICES (MOTION CONTROLLER)
PJ3000564-00 BUCKET SYSTEM
PJ5000003-00 BOOSTER UNIT
PK2001233-01 FRAME UNIT
PO1000171-00 INDICATION PLATES
PW1000118-00 ACCESSORIES & TOOLS
PX1001141-00 MOUNTING PARTS
PY1001439-00 OPTIONS
ASSEMBLY**

CLICK HERE TO **DOWNLOAD** THE COMPLETE MANUAL

- Thank you very much for reading the preview of the manual.
- You can download the complete manual from: www.heydownloads.com by clicking the link below



- Please note: If there is no response to CLICKING the link, please download this PDF first and then click on it.

CLICK HERE TO **DOWNLOAD** THE COMPLETE MANUAL

AT-146-3 43011100073 UPPER

Pos No.	Parts No	Parts Name	Qty	Unit	Technical Data	Serial No (Start)	Serial No (End)
1	(***** *****)	FRAME	1				228521
	(***** *****)	BUCKET FRAME ASSY	1			228522	
2	(***** *****)	PIPING,BUCKET	1				228521
	(***** *****)	PIPING ASSY,BUCKET	1			228522	
3	(***** *****)	ELEC.ASSY (BUCKET)	1				228342
	(***** *****)	ELEC.ASSY (BUCKET)	1			228343	228521
	(***** *****)	ELEC.ASSY,BUCKET	1			228522	
4	(***** *****)	OPE.ASSY (WITHOUT ENABLE SW)	1				228342
	(***** *****)	OPE.ASSY,BUCKET (WITH ENABLE SW)	1			228343	
11	42267241000	BUCKET	1				
12	(***** *****)	BUCKET (INNER CASE)	1				
13	(***** *****)	COVER (BUCKET,FRP,WHITE)	1				
14	(***** *****)	COVER,BOOM (TOP/FRP,WHITE)	1				
15	42267244000	COVER (CLOTH,WHITE)	1				
16	(***** *****)	ACCESSORIES (BUCKET INNER MAT)	1				

AT-146-3 43011100073 UPPER

Pos No.	Parts No	Parts Name	Qty	Unit	Technical Data	Serial No (Start)	Se
1	(*****)	MOUNT (RIGHT/F:RACK,R:NONE)	1				
	(*****)	BOX, TOOL (RIGHT/F:RACK,R:1-DECKER)	1				
2	(*****)	BOX, TOOL (LEFT)	1				
21	(*****)	EARTHING DEVICE	1				
	(*****)	EARTHING DEVICE (8X10M,TOP CLIP)	1				
	(*****)	EARTHING DEVICE (8X20M,TOP CLIP)	1				
	(*****)	EARTH ASSY (5X10M.CLIP ON THE END,PORTABLE)	1				

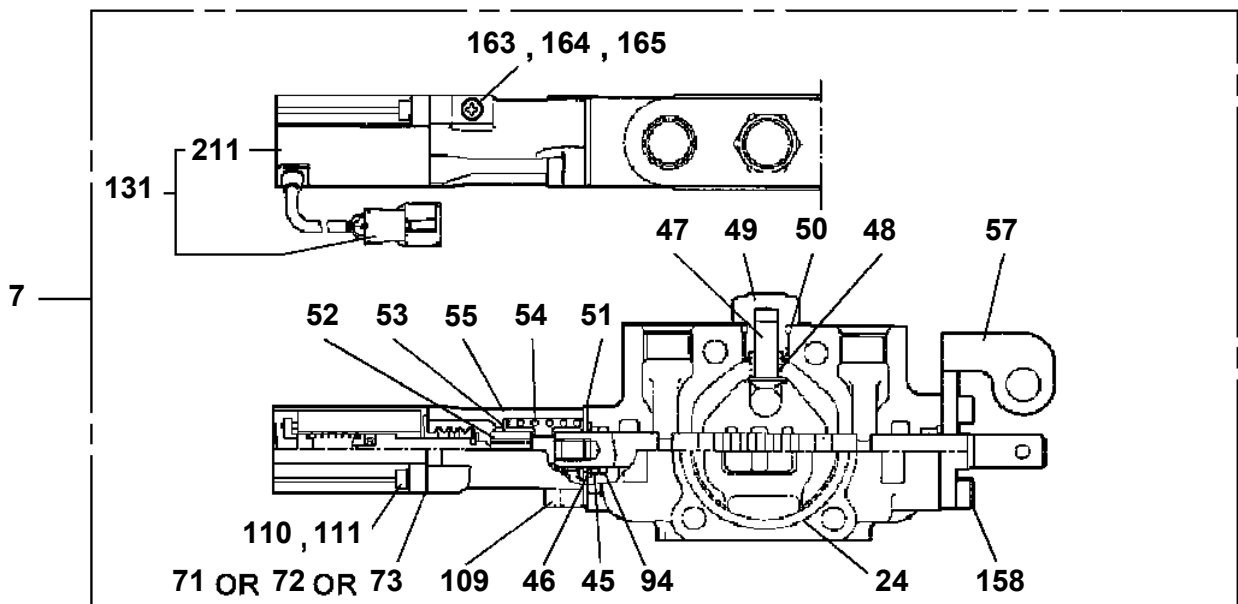
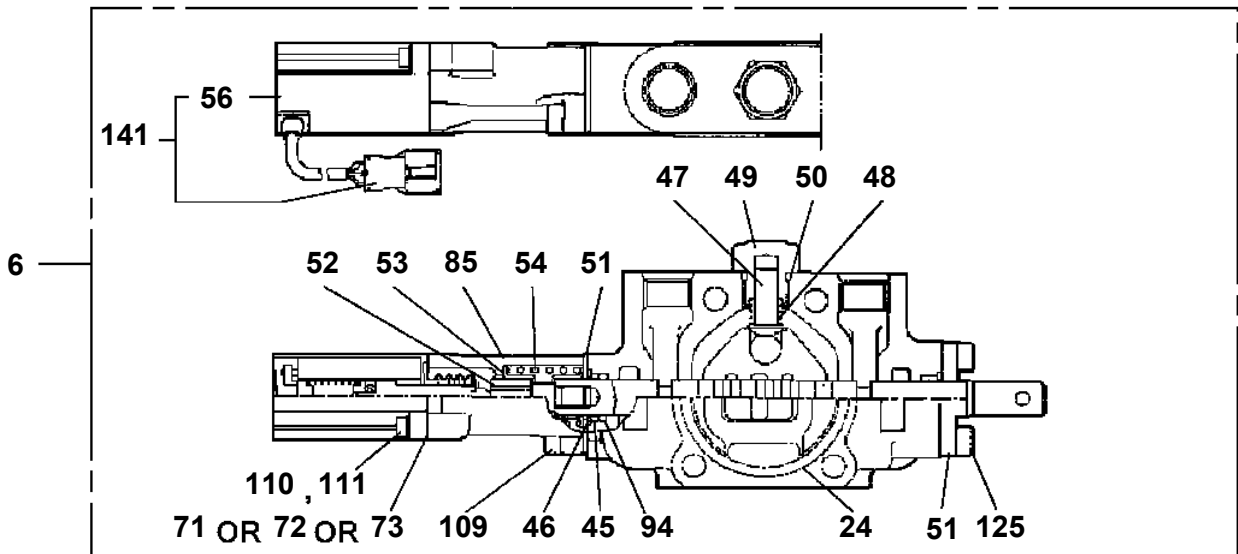
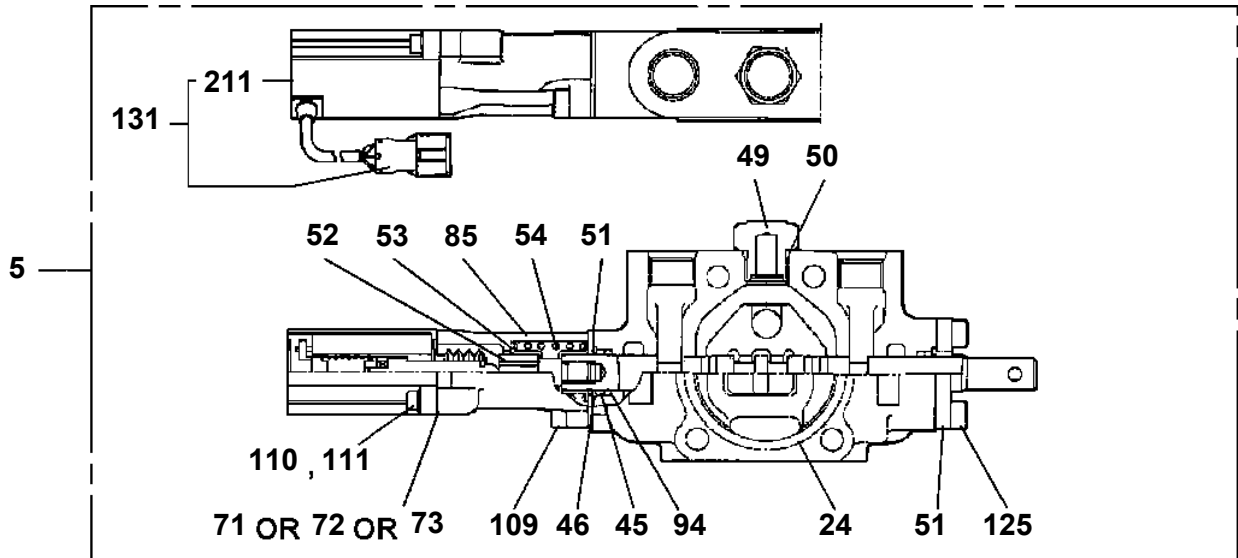
AT-146-3 43011100073 UPPER

Pos No.	Parts No	Parts Name	Qty	Unit	Technical Data	Serial No (Start)	Serial No (End)	Remarks	Pages
11	36654185010	SEAL KIT	1						
100	36654180000	PUMP,HYDRAULIC	1						

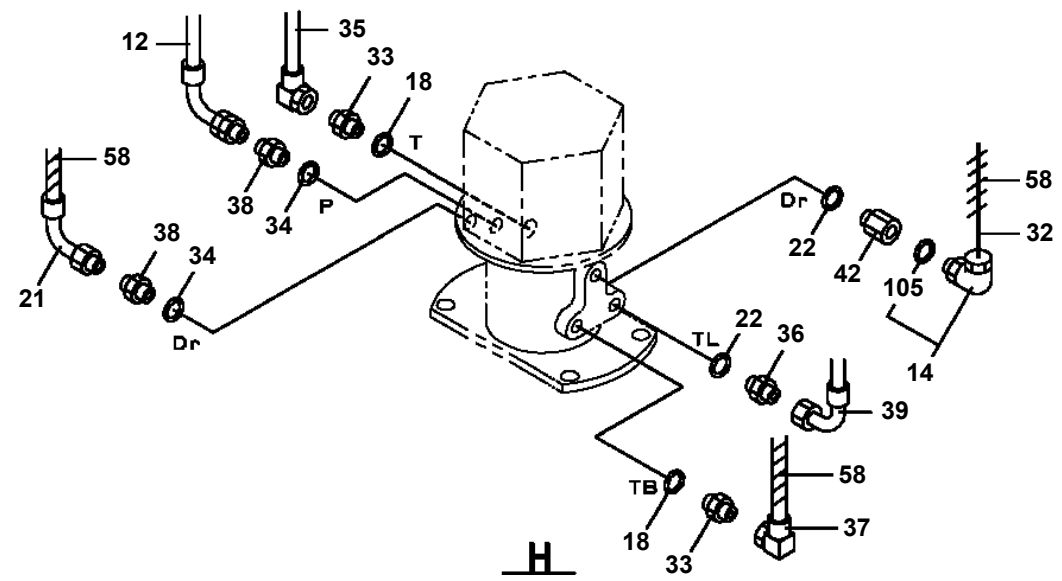
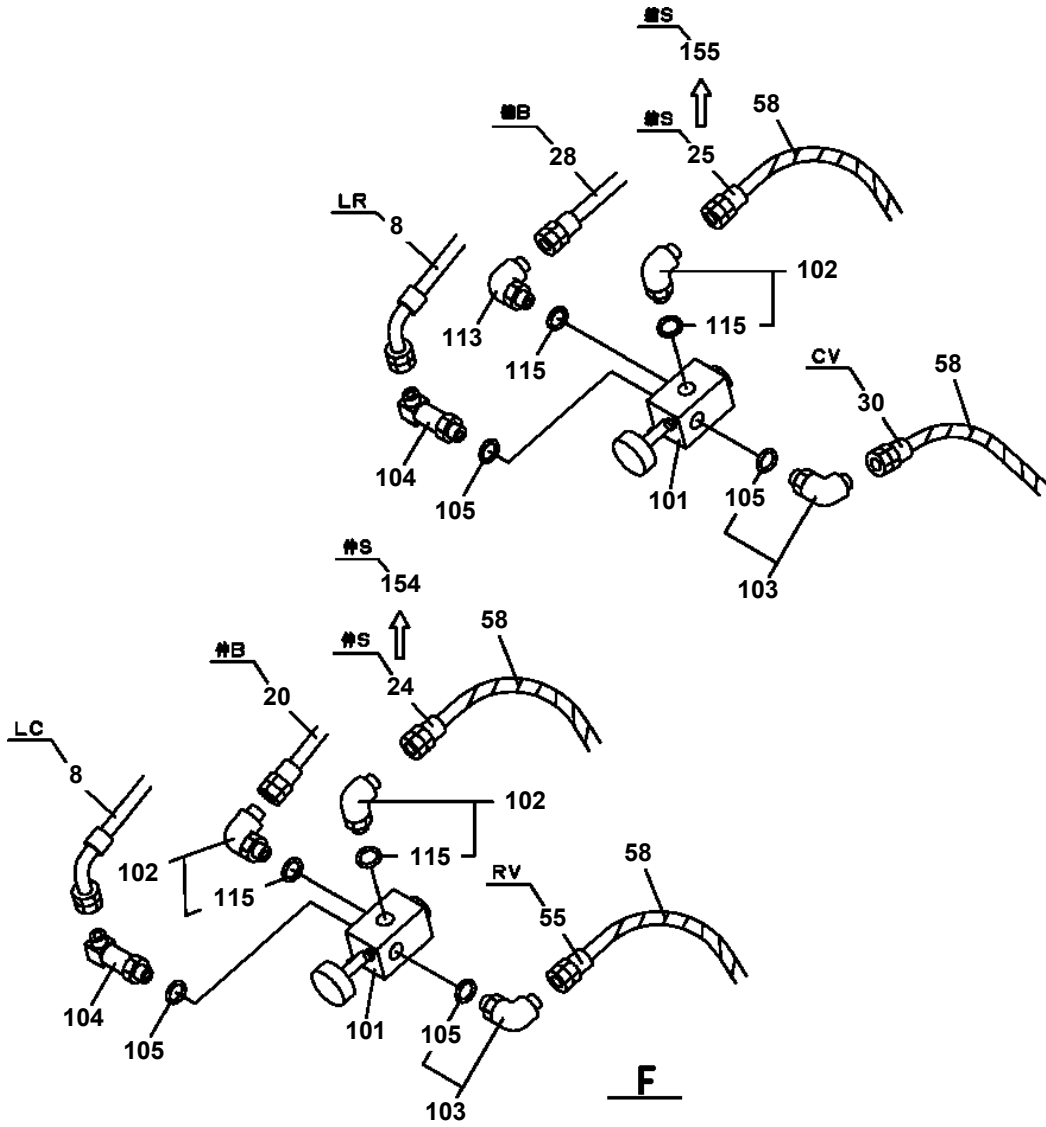
AT-146-3 43011100073 UPPER

Pos No.	Parts No	Parts Name	Qty	Unit	Technical Data	Serial No (Start)	Serial No (End)	Remarks
1	90101208016	BOLT	2		M8X16			
2	90302040801	WASHER,SPRING	2		8			
3	36630910060	NEEDLE	1					
4	36630910030	HOLDER	1					
5	91002801000	O-RING	1		1B P10			
6	91410001000	RING,BACKUP	1		P10			
8	36630910050	POPPET	1					
9	52255101000	SPRING	1					
10	91002801400	O-RING	1		1B P14			
11	36620030050	PLUG	1					
12	82400000350	KNOB	1					
13	37000508510	PLATE	1					
14	80172303006	SCREW,MACHINE	1		M3X6			
100	36636340000	VALVE,MANUAL CONTROL	1					

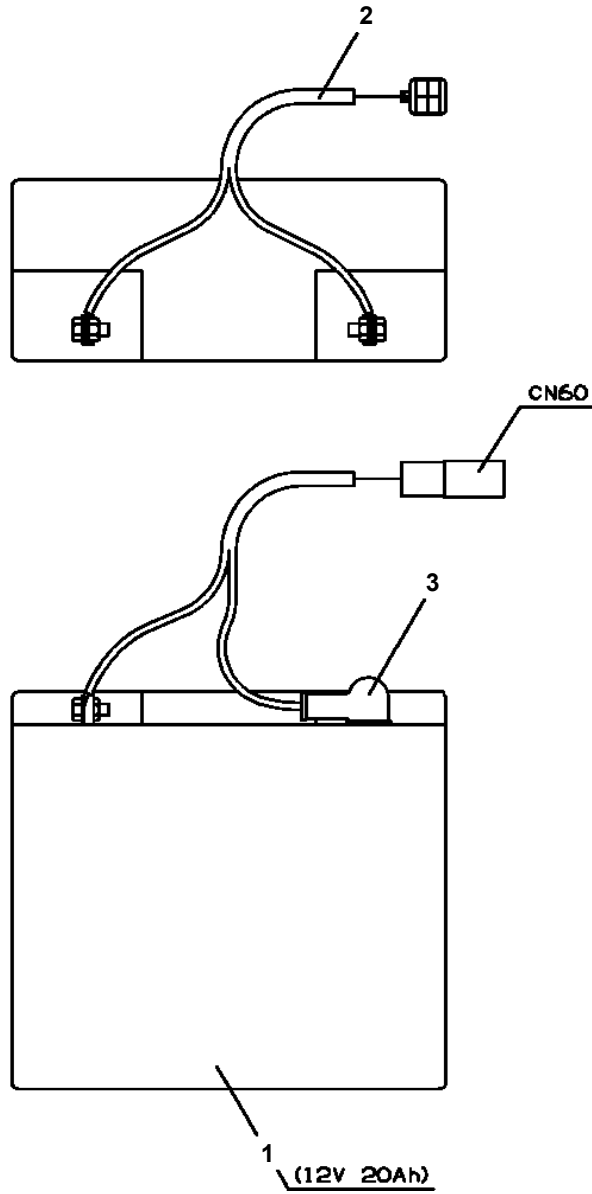
**AT-146-3 43011100073 UPPER
PB1320628-01 VALVE, MANUAL CONTROL**



AT-146-3 43011100073 UPPER
PB1400433-03 PIPING,UPPER



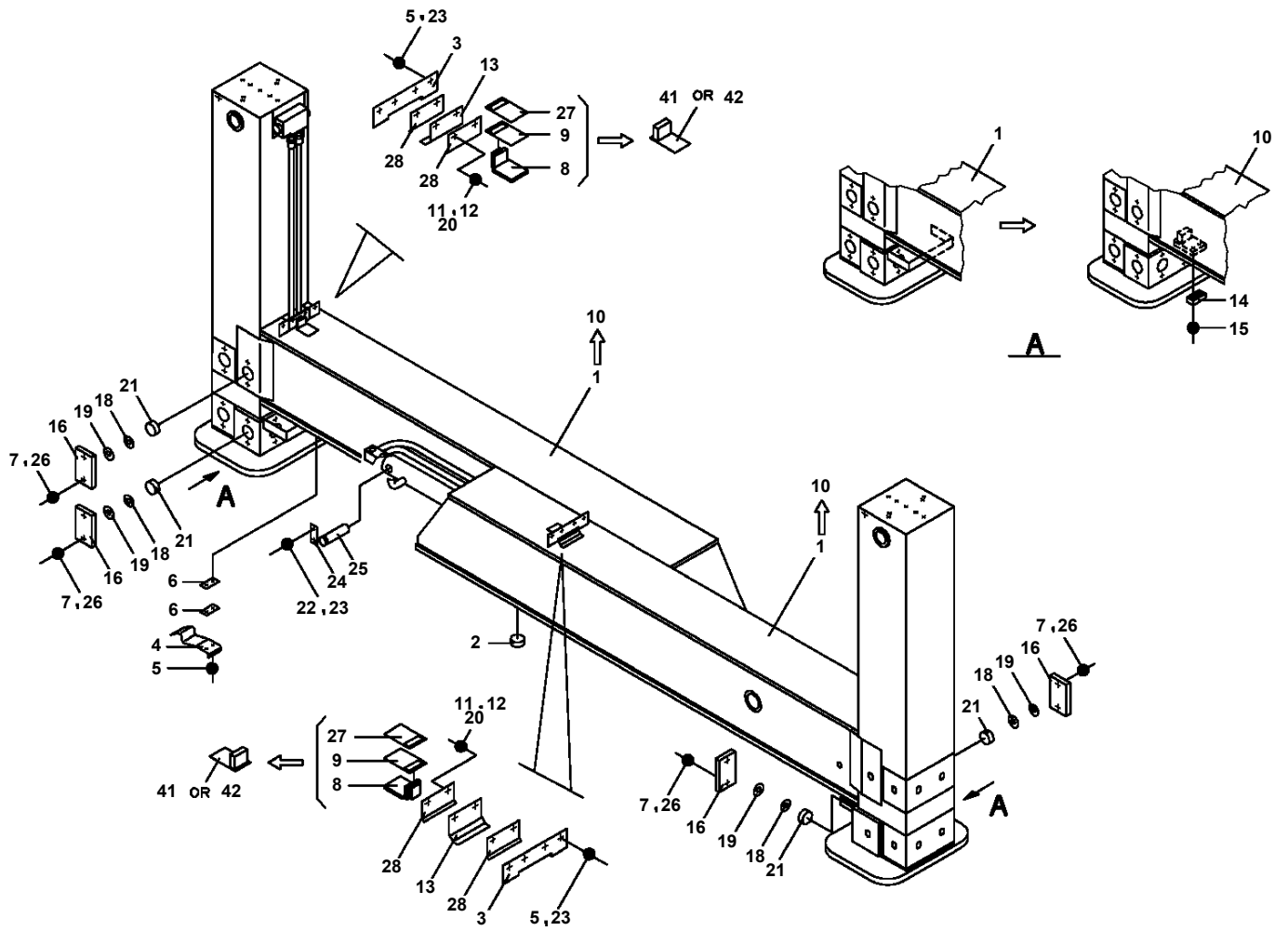
**AT-146-3 43011100073 UPPER
PB5060001-00 BATTERY ASSY (12V20AH/PANASONIC)**



AT-146-3 43011100073 UPPER

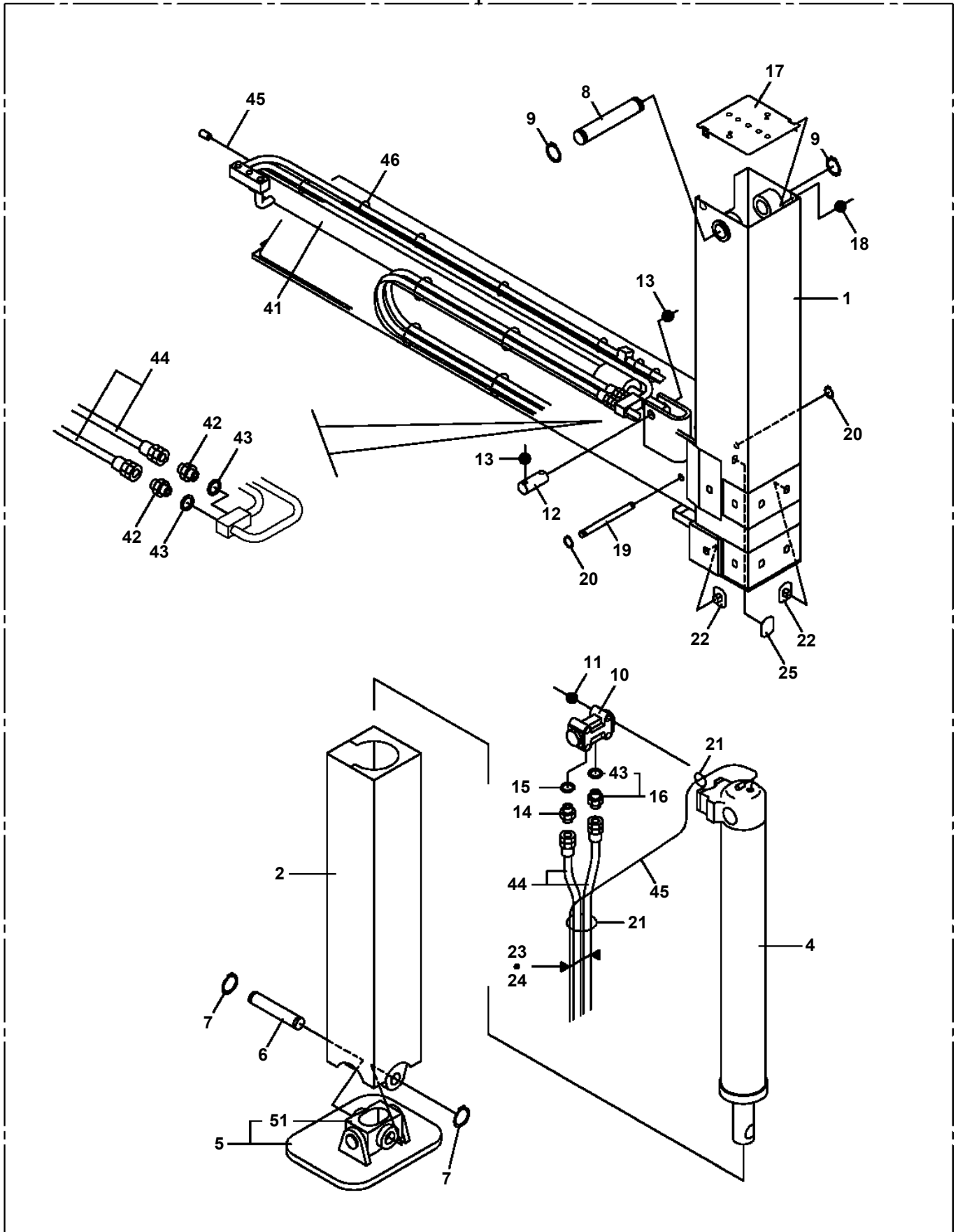
Pos No.	Parts No	Parts Name	Qty	Unit	Technical Data	Serial No (Start)	Serial No (End)	Re
75	37001007240	SHEAVE ASSY	2					
76	80602110400	RING,RITAINING	2		R40			
77	37000176300	PIN	2					
78	80601110400	RING,RITAINING	2		S40			
79	37000176310	PIN	1					
80	37000403580	BEARING,PLAIN (DAIDO METAL)	2					
82	42202700200	SUPPORT	1					
84	90171116050	BOLT	10		M16X50			
85	90309341601	WASHER,CONICAL SPRING	20		16			
86	90171116040	BOLT	10		M16X40			
87	90171112035	BOLT	2		M12X35			
88	90202481200	NUT	4		M12			
89	37002018080	PLATE,SLIDE	2					
90	37002018100	PLATE,SLIDE	4					
91	37000513150	PLATE	N		T=0.5			
92	90201781200	NUT	2		M12			
93	90302041201	WASHER,SPRING	6		12			
94	89631601000	HOSE,VINYL	1		15X20,1M			
95	91810130240	FASTENER	2					
96	90202481600	NUT	4		M16			
97	90174110030	BOLT	2		M10X30			
98	37000573180	PLATE	1					
99	37000144700	PIN	1					
100	90174110020	BOLT	2		M10X20			
101	37000524070	PLATE	1		T=6			
102	37000168250	PIN	1					
103	42201520030	ROLLER	2					
104	42202120100	PLATE	2					
105	90171110018	BOLT	4		M10X18			
106	90303071001	WASHER,PLAIN	4		10			
108	90180212030	BOLT,BUTTON	4		M12X30			
109	90303071201	WASHER,PLAIN	4		12			
110	42202590300	PLATE	2					
111	42202590310	PLATE	2					
112	42202590340	PLATE	N		T=0.8			
113	90180210020	BOLT,BUTTON	8		M10X20			
114	42202700251	SUPPORT	1				229414	
	42203170300	SUPPORT	1			229415		
115	42202590130	PLATE	N		T=0.2			
131	42201700110	ROLLER ASSY	1					
132	37000180121	PIN	1					
133	90238402408	NUT,CASTLE	1		M24			
134	90303072401	WASHER,PLAIN	1		24			
135	80136350045	PIN,SPLIT	1		5X45			
152	80513006012	BEARING,BALL	2					
153	80612110950	RING,RITAINING	2		AR95			
161	37002011650	PLATE,SLIDE	2					
162	42201460370	PLATE	N		T=0.8			
163	80184306020	SCREW,MACHINE	2		M16X20	228252		
164	42202050310	RETAINER	2					
172	80513006206	BEARING,BALL	4					
181	80602110620	RING,RITAINING	2		R62			
191	80801003012	BEARING,PLAIN	2					
192	80601110250	RING,RITAINING	4		S25			
193	42201700120	PLATE	2					
194	37000179820	PIN	2					
195	42201700150	ROLLER ASSY	2					
196	37000312280	SPACER	4					
201	80513006005	BEARING,BALL	8					
211	42202590180	PLATE	2				229414	
212	42202700410	PLATE	2				229414	
221	82455106000	NIPPLE,GREASE	1		A-M6F FE			
231	42203170410	PLATE	10			229415		

AT-146-3 43011100073 UPPER PC1011306-02 OUTRIGGER (REAR)

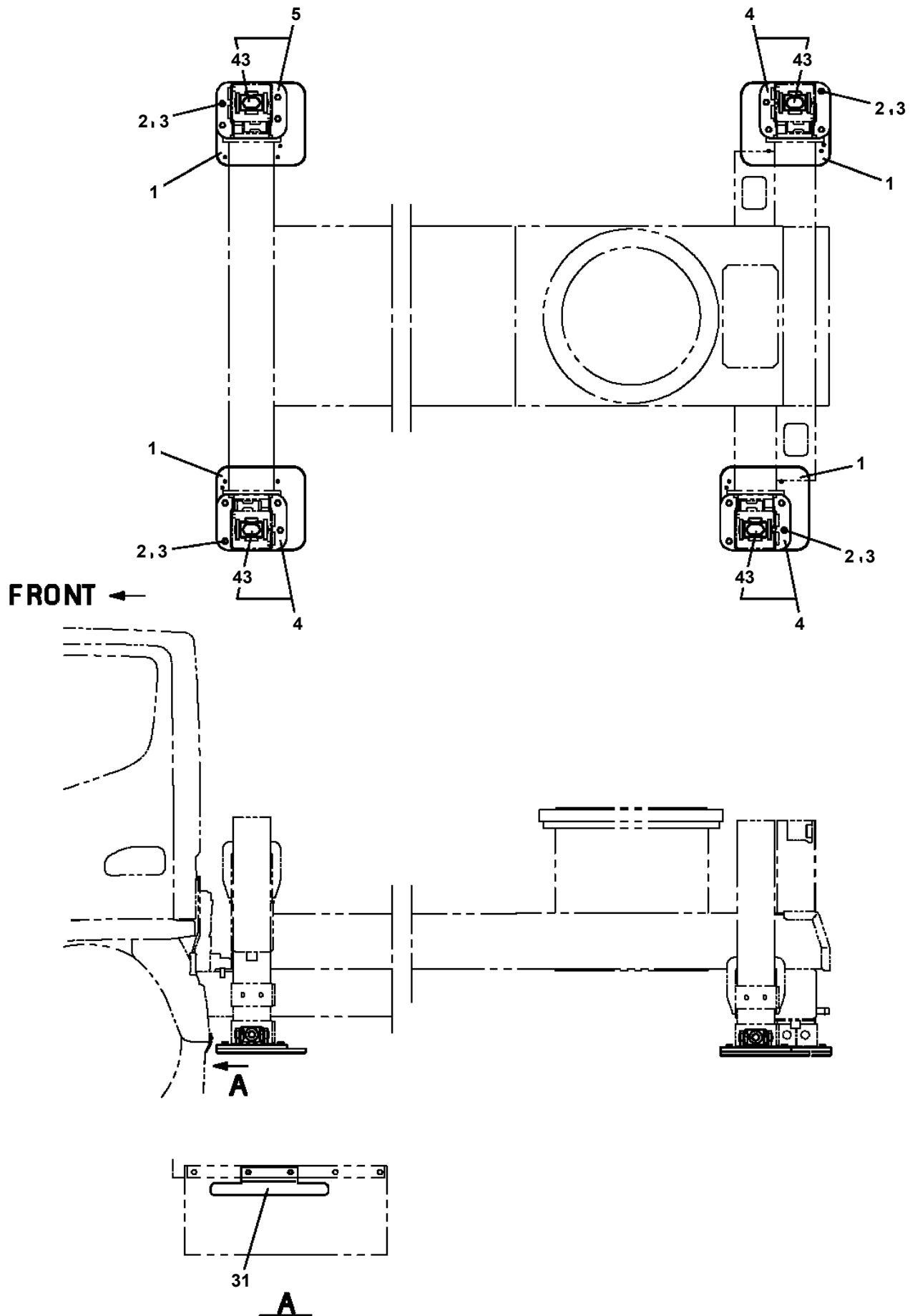


AT-146-3 43011100073 UPPER
PC1011620-00 OUTRIGGER (REAR/INNER CASE)

100



**AT-146-3 43011100073 UPPER
PC1070005-01 FLOAT (MITSUBISHI/LARGE SIZE RUBBER FLOAT)**



AT-146-3 43011100073 UPPER

Pos No.	Parts No	Parts Name	Qty	Unit	Technical Data	Serial No (Start)	Serial No (End)	R
86	80430620400	JOINT	1					
91	80303130241	FITTING,ELBOW	1		KLO18-040E			
92	80481304040	JOINT	1		L,G1/2-G1/2			
96	80303130171	FITTING,ELBOW	1		KLO12-040E			
97	37000908730	JOINT (WITH O-RING)	4		L,G3/8-G1/4			
98	80491303020	JOINT (WITH O-RING)	4		L,G3/8-G1/4			
100	37000927930	JOINT	1					
102	80430620800	JOINT	1					

AT-146-3 43011100073 UPPER

Pos No.	Parts No	Parts Name	Qty	Unit	Technical Data	Serial No (Start)	Serial No (End)	R
1	42614461102	CASE,INNER	1					
2	42613351200	CASE,INNER (JACK)	1					
4	36035100000	CYLINDER,JACK	1					
5	42502970100	FLOAT ASSY	1					
6	37000171720	PIN	1					
7	80601110250	RING,RITAINING	2		S25			
8	37000169010	PIN	1		30			
9	80601110300	RING,RITAINING	2		S30			
10	36625740001	VALVE,CHECK	1					
11	901711108055	BOLT	4		M8X55			
12	37000138750	PIN	1		18			
13	80136332036	PIN,SPLIT	2		3.2X36			
14	80400160127	JOINT	1					
15	91002801100	O-RING	1		1B P11			
16	36672460000	FILTER (NIPPLE TYPE)	1					
17	42612851010	COVER	1					
18	90186206014	BOLT,FLANGE	2		M6X14			
19	37000112320	PIN	1					
20	80601110120	RING,RITAINING	2		S12			
21	91810130240	FASTENER	2					
22	31201770100	PLATE,SLIDE	8		T=3.0			
23	82467300106	PLUG	4					
41	36042810000	CYLINDER,EXTENSION (FRONT)	1					
42	80400160127	JOINT	2					
43	91002801100	O-RING	3		1B P11			
44	37002485290	HOSE	1		L=1605			
45	42612851350	HARNESS	1					
	42614051350	HARNESS	1			228523	228522	
46	91810130240	FASTENER	13					
63	42612851420	TRUNNION	1					
100	42614461004	CASE ASSY,INNER (FRONT,LEFT)	1					

AT-146-3 43011100073 UPPER

Pos No.	Parts No	Parts Name	Qty	Unit	Technical Data	Serial No (Start)	Serial No (End)
1	42614472100	CASE,INNER	1				
2	42613351200	CASE,INNER (JACK)	1				
4	36035100000	CYLINDER,JACK	1				
5	42502970100	FLOAT ASSY	1				
6	37000171720	PIN	1				
7	80601110250	RING,RITAINING	2		S25		
8	37000169010	PIN	1		30		
9	80601110300	RING,RITAINING	2		S30		
10	36625740001	VALVE,CHECK	1				
11	901711108055	BOLT	4		M8X55		
12	37000138750	PIN	1		18		
13	80136332036	PIN,SPLIT	2		3.2X36		
14	80400160127	JOINT	1				
15	91002801100	O-RING	1		1B P11		
16	36672460000	FILTER (NIPPLE TYPE)	1				
17	42612851010	COVER	1				
18	90186206014	BOLT,FLANGE	2		M6X14		
19	37000112320	PIN	1				
20	80601110120	RING,RITAINING	2		S12		
21	91810130240	FASTENER	2				
22	31201770100	PLATE,SLIDE	8		T=3.0		
23	90280200600	NUT,FLANGE	1		M6		
24	37000600700	CLAMP	1		12X3		
25	42614471010	PLATE,SLIDE	1		T=2.0		
26	82467300106	PLUG	4				
41	36042820000	CYLINDER,EXTENSION (REAR)	1				
42	80400160127	JOINT	2				
43	91002801100	O-RING	3		1B P11		
44	37002474980	HOSE	1		L=2075		
45	42614061350	HARNESS	1			228540	
46	91810130240	FASTENER	13				
63	42612851420	TRUNNION	1				
100	42614472000	CASE ASSY,INNER (REAR/OUTRIGGER)	1				

AT-146-3 43011100073 UPPER

Pos No.	Parts No	Parts Name	Qty	Unit	Technical Data	Serial No (Start)	Serial No (End)	Remarks
1	42272361104	COVER	1				229337	
	42272361105	COVER	1			229338		
2	42272361202	COVER	1					
3	42272361301	COVER	1					
4	90101206016	BOLT	8		M6X16			
5	80172803008	SCREW,MACHINE	8		M3X8			
6	90201500300	NUT	8		M3			
7	90302510301	WASHER,SPRING (SUS 3)	8					
8	82466100702	CATCH	2					
9	80172804012	SCREW,MACHINE	12		M4X12			
10	90201500400	NUT	12		M4			
11	90302510401	WASHER,SPRING	12		4			
12	82464110305	HINGE	2					
13	90302040601	WASHER,SPRING	8		6			
14	90303070601	WASHER,PLAIN	8		6			
15	82467300105	PLUG	1			229338		
50	42272361005	COVER ASSY	1					

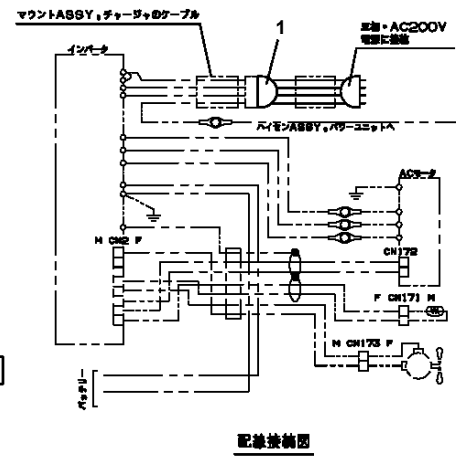
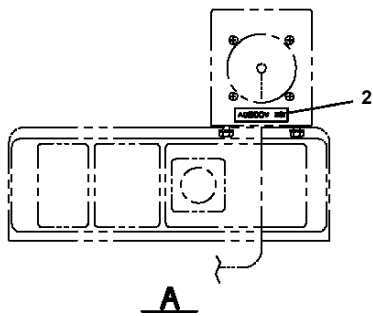
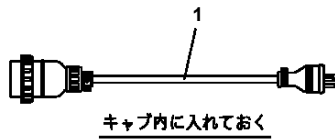
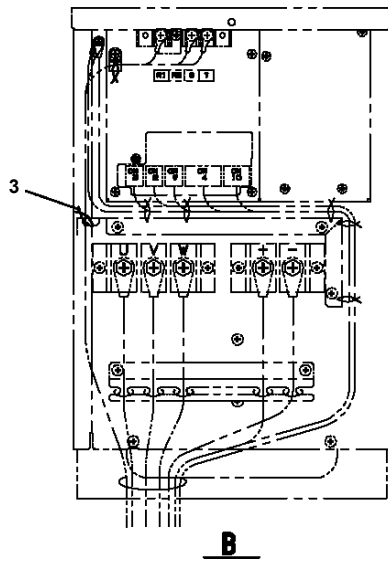
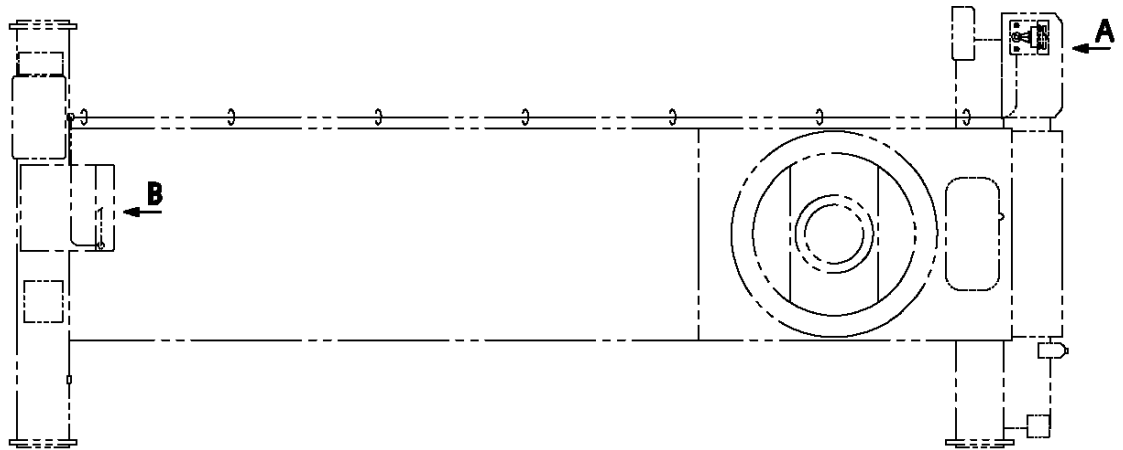
AT-146-3 43011100073 UPPER

Pos No.	Parts No	Parts Name	Qty	Unit	Technical Data	Serial No (Start)	Serial No (End)
1	36081325120	BEARING,TAPER ROLLER	1				
2	36340385040	WORM	1				
3	36071675230	BEARING,ROLLER	1				
4	36071675240	SHIM SET	1				
5	36071675120	SPACER (A)	1				
6	36340365030	RING,SNAP	1				
7	91206125001	SEAL,OIL	1				
8	36340385020	CASE,GEAR	1				
9	36080495050	BOLT,SEMS (M10X25,WITH WASHER)	8				
10	36340385060	PLATE,SLIDE	1				
11	36340385010	WHEEL,WORM	1				
12	36340385030	CASE,GEAR	1				
13	80500006826	BEARING,BALL	1				
14	36340385100	SEAL,OIL	1				
15	36340385050	SHAFT	1				
16	80316090060	PLUG	2		KKT PT3/8		
17	42300227580	GAUGE,OIL	1				
100	36340380000	REDUCER,SWING SPEED	1				

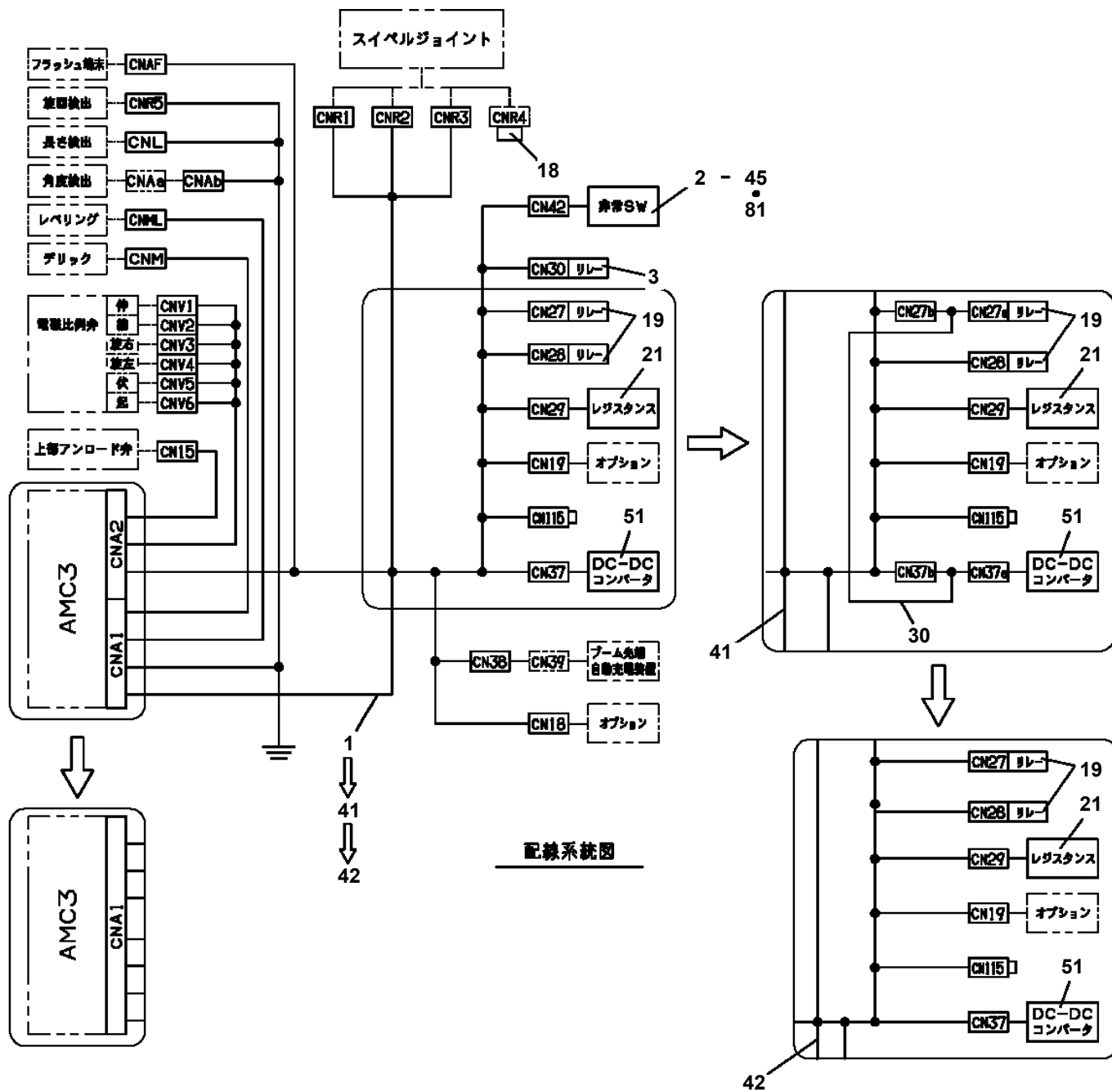
AT-146-3 43011100073 UPPER

Pos No.	Parts No	Parts Name	Qty	Unit	Technical Data	Serial No (Start)	Serial No (End)	Remarks
1	36160650000	REEL, CORD	1					
2	42733030100	CABLE ASSY	1		L=20100			
3	82198103050	CLIP (WITH CAP/BLACK)	1					
4	90201200500	NUT	1		M5		229091	
	90201200500	NUT	2		M5	229092		
5	90302040501	WASHER, SPRING	1		5		229091	
	90302040501	WASHER, SPRING	2		5	229092		
6	90303070501	WASHER, PLAIN	1		5		229091	
	90303070501	WASHER, PLAIN	2		5	229092		
7	42505071001	SUPPORT	1					
8	90101208012	BOLT	2		M8X12			
9	90302040801	WASHER, SPRING	2		8			
10	42505072000	CABLE	1		L=2000			
11	42698150300	INSULATOR	4					
12	80172304010	SCREW, MACHINE	4		M4X10		229091	
	80172304010	SCREW, MACHINE	5		M4X10	229092		
13	90302040401	WASHER, SPRING	4		4		229091	
	90302040401	WASHER, SPRING	5		4	229092		
14	90303070401	WASHER, PLAIN	4		4		229091	
	90303070401	WASHER, PLAIN	5		4	229092		
15	80173305010	SCREW, MACHINE	1			229092		
16	90201200400	NUT	1		M4	229092		

**AT-146-3 43011100073 UPPER
PE5080004-00 ELEC.ASSY,CHARGER (THREE-PHASE.200V CHARGER CABLE)**



AT-146-3 43011100073 UPPER
 PE5190007-06 ELEC.ASSY,SWING FRAME



AT-146-3 43011100073 UPPER

Pos No.	Parts No	Parts Name	Qty	Unit	Technical Data	Serial No (Start)	Serial No (End)	Remarks
500	36073820000	WINCH	1					

AT-146-3 43011100073 UPPER

Pos No.	Parts No	Parts Name	Qty	Unit	Technical Data	Serial No (Start)	Serial No (End)	Rem
1	42311894030	FITTING,ELBOW	1				228685	
	80303130101	FITTING,ELBOW	1		KLO10-020E	228686		
2	42342460320	ORIFICE	2		1.0		228685	
	42342460320	ORIFICE	1		1.0	228686		
3	37000927860	JOINT	1					
4	91002801100	O-RING	2		1B P11			
5	42311894100	JOINT	1					
6	42311894200	JOINT	1					
7	80303130121	FITTING,ELBOW (WITH O-RING)	2		KLO10-030E			
8	42311894301	JOINT	2				229395	
9	80400160223	JOINT	1					
10	82420912713	TRIM	1	M				
11	91810132530	FASTENER	9					
12	37002458640	HOSE	2		L=2400		228171	
	37002458640	HOSE	1		L=2400	228172		
14	37002474150	HOSE	1		L=2050			
15	82100001411	TUBE,SPIRAL	1	M	SE-08BK			
16	37002417150	HOSE	1		L=2650		228171	
	37002402720	HOSE	1		L=2720	228172		
17	42311941101	PLATE	1					
18	90101208014	BOLT	2		M8X14			
19	90302040801	WASHER,SPRING	2		8			
20	37002488430	HOSE	1		L=2450		228171	
	37002402750	HOSE	2		L=2430	228172		
21	37002458670	HOSE	1		L=2500			
22	37002458680	HOSE	1		L=2900			
23	82100001819	TUBE,SPIRAL	1	M	SE-18BK			
24	42645931080	HOSE	1		L=2950		228171	
	37002402700	HOSE	1		L=2950	228172		
25	42311894400	JOINT	1			229396		
26	42311894500	JOINT	1			229396		
41	91002801100	O-RING	1		1B P11			
51	91002801400	O-RING	2		1B P14			

AT-146-3 43011100073 UPPER

Pos No.	Parts No	Parts Name	Qty	Unit	Technical Data	Serial No (Start)	Serial No (End)	Remarks	Pages
1	42311916100	COVER	1						
2	90183108020	BOLT	15		M8X20				
3	37000565990	PLATE	3						
4	37000576600	PLATE	4		T=8.0				
5	42311916200	COVER	1						
6	90183108015	BOLT	10		M8X15				
7	37000565980	PLATE	8						
8	42311916300	COVER	1				228279		
	42311916500	COVER	1			228280			
9	42352411010	PLATE	3						
10	42311916400	COVER	1						
11	37000576000	PLATE	8			228738			
22	82400000312	GROMMET	2		L=1000				

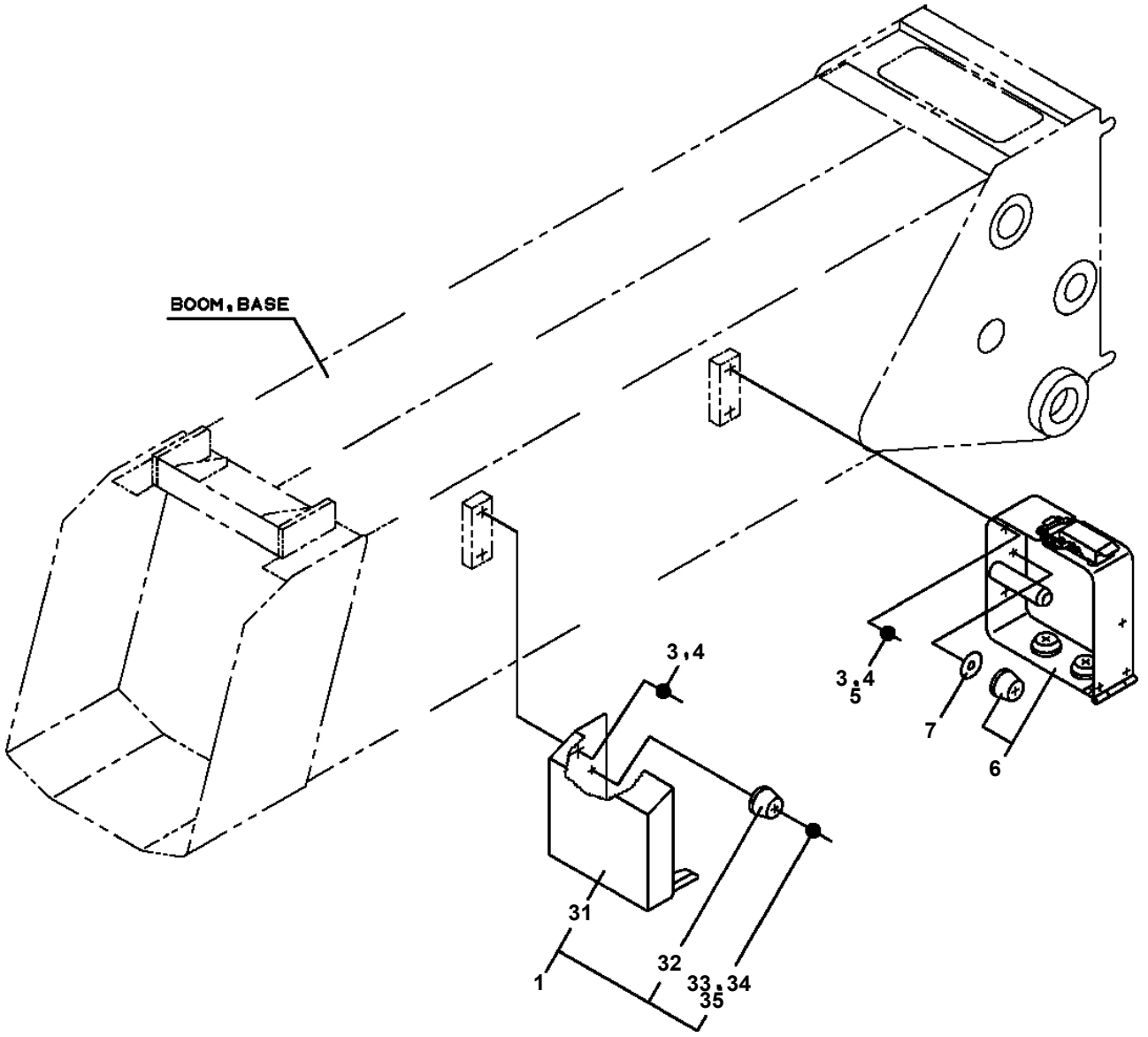
AT-146-3 43011100073 UPPER

Pos No.	Parts No	Parts Name	Qty	Unit	Technical Data	Serial No (Start)	Serial No (End)	Remarks	Pages
2	36673325020	HEAD ASSY	1						
3	36673325030	CASE	1						
4	36673325040	O-RING	1						
5	36673325050	RING,BACKUP	1						
11	36673730030	ELEMENT KIT	1						
100	36673730000	FILTER ASSY	1						


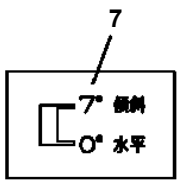
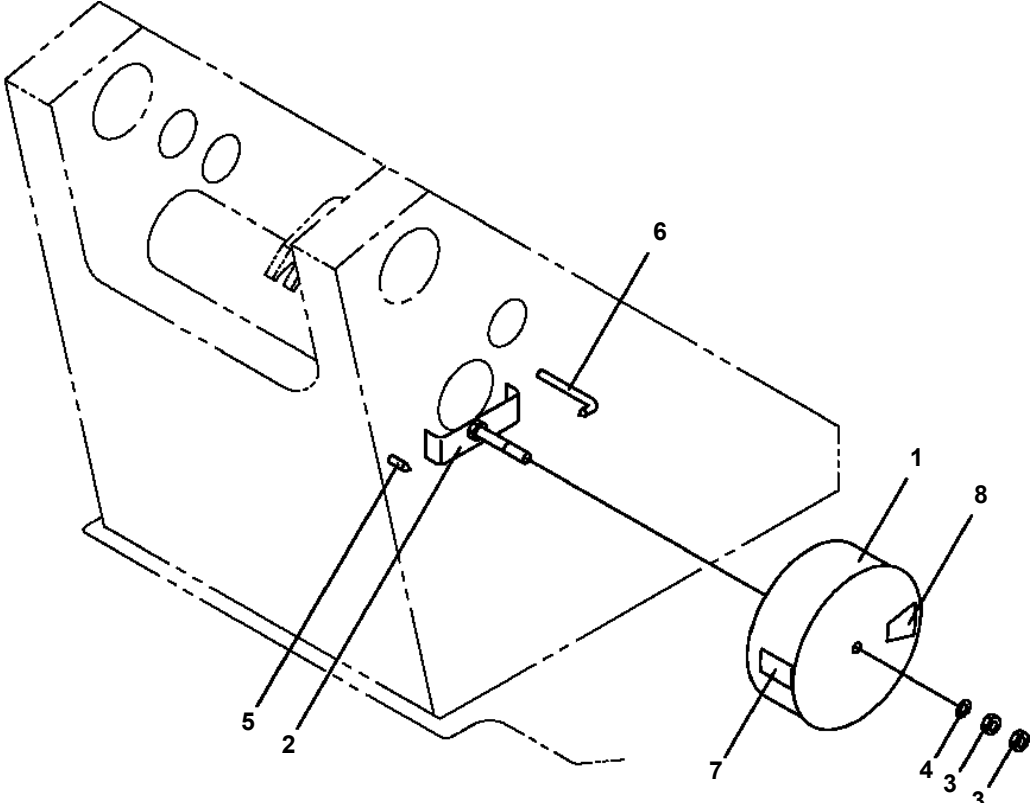
AT-146-3 43011100073 UPPER

Pos No.	Parts No	Parts Name	Qty	Unit	Technical Data	Serial No (Start)	Serial No (End)	Re
1	36018250000	CYLINDER,TELESCOPING	1				229007	
	36018250001	CYLINDER ASSY,TELESCOPING	1			229008		
2	36606330000	VALVE,COUNTERBALANCE	1					
3	90172108065	BOLT,HEXAGON SOCKET	3		M8X65			
4	90171112045	BOLT	2		M12X45			
5	90303071201	WASHER,PLAIN	2		12			
6	90201201200	NUT	2		M12			

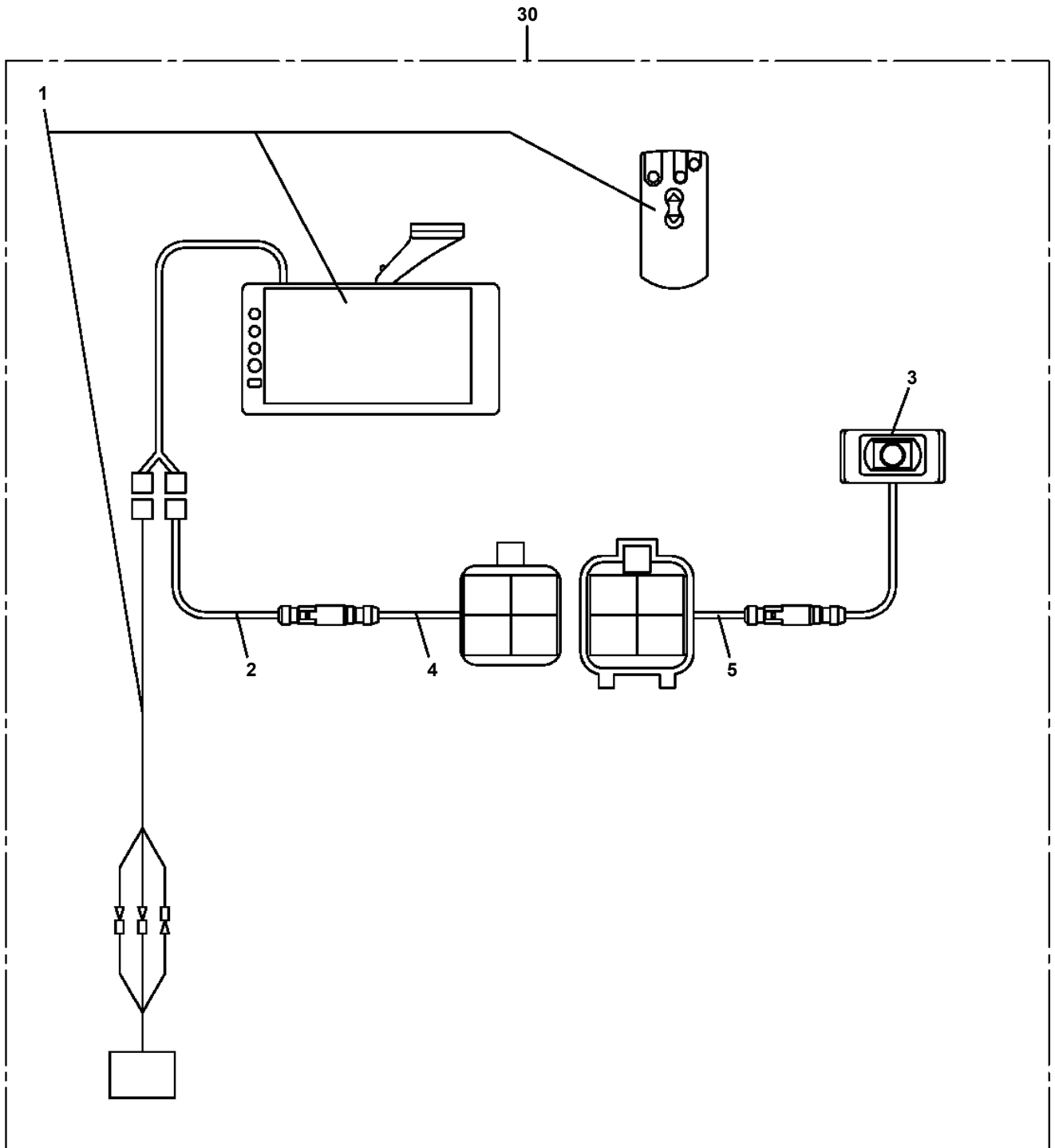
AT-146-3 43011100073 UPPER
PG1250024-02 ATTACHMENT, JIB (JIB)



AT-146-3 43011100073 UPPER
 PH1260056-01 INDICATOR,ANGLE (HORIZONTAL SLANT)

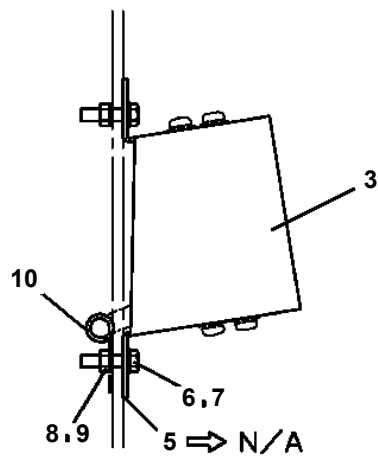
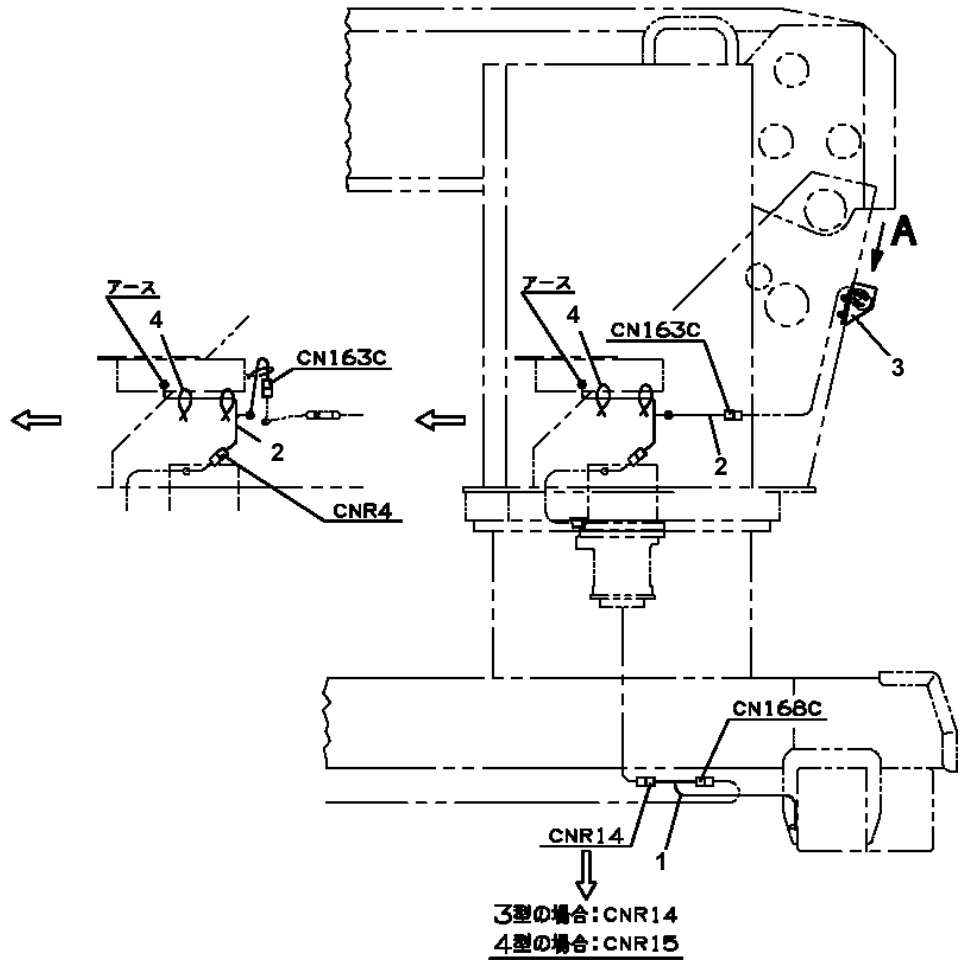
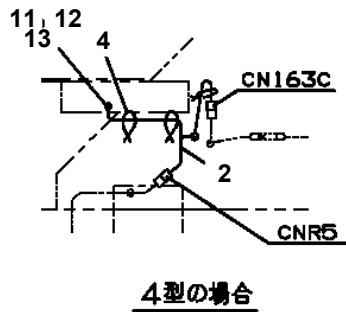
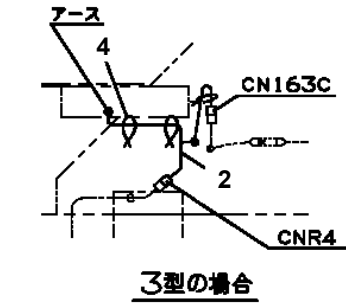


**AT-146-3 43011100073 UPPER
PH1700236-00 VIEW SYSTEM (MAIN UNIT)**



AT-146-3 43011100073 UPPER
PH1700374-02 VIEW SYSTEM (CAMERA)

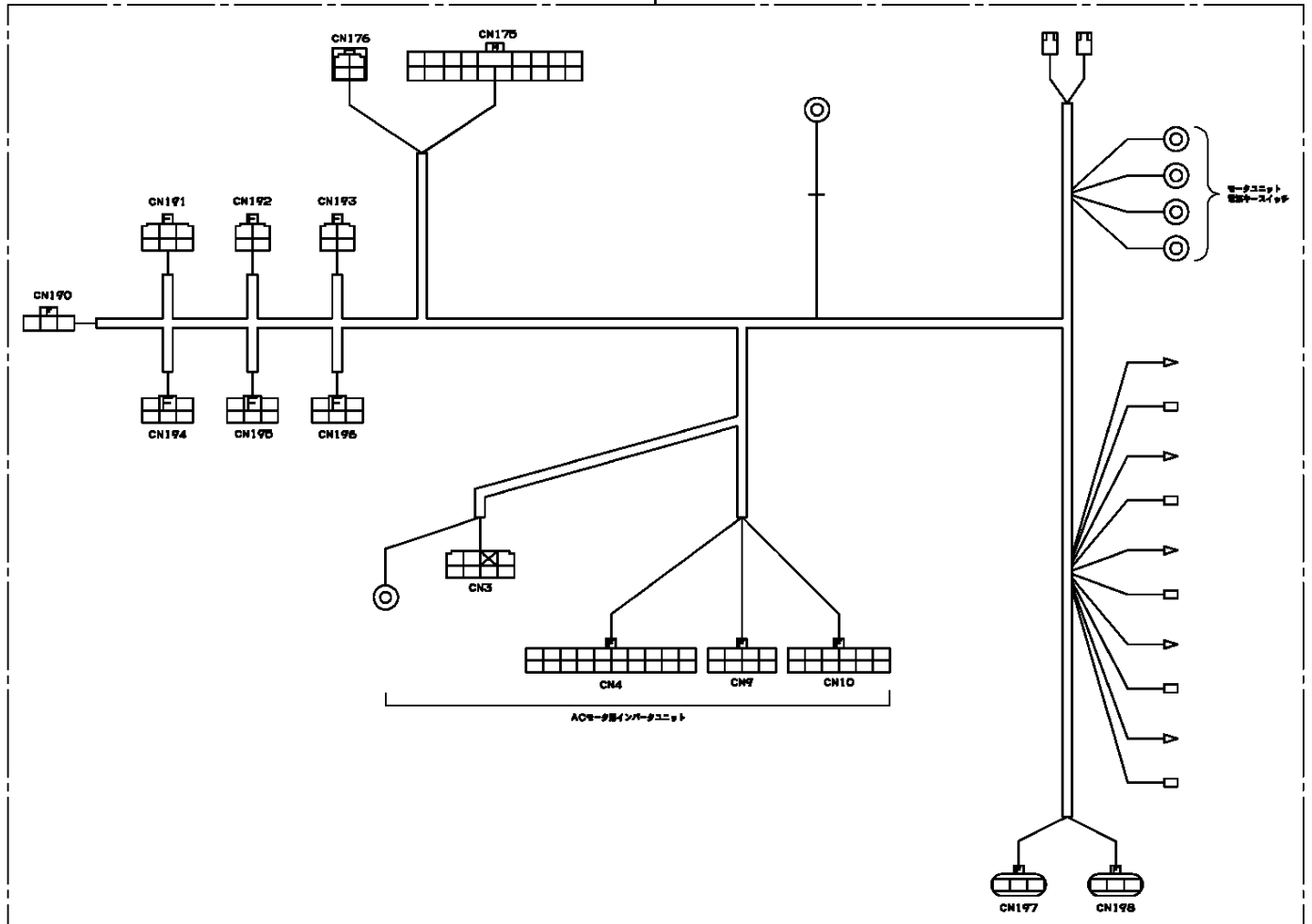
FRONT ←



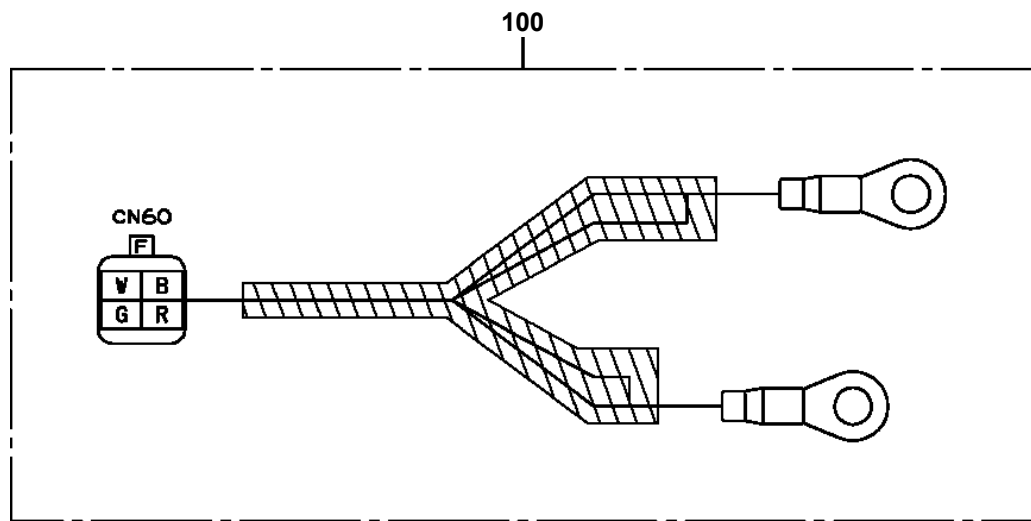
A

AT-146-3 43011100073 UPPER PH5030199-00 HARNESS

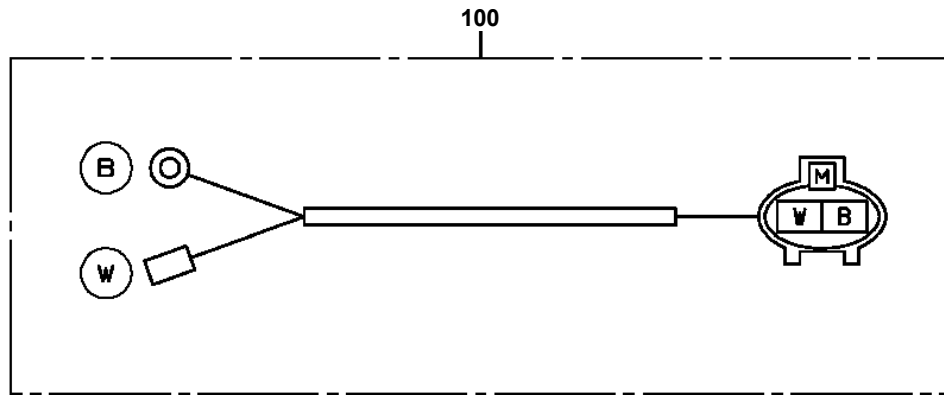
10



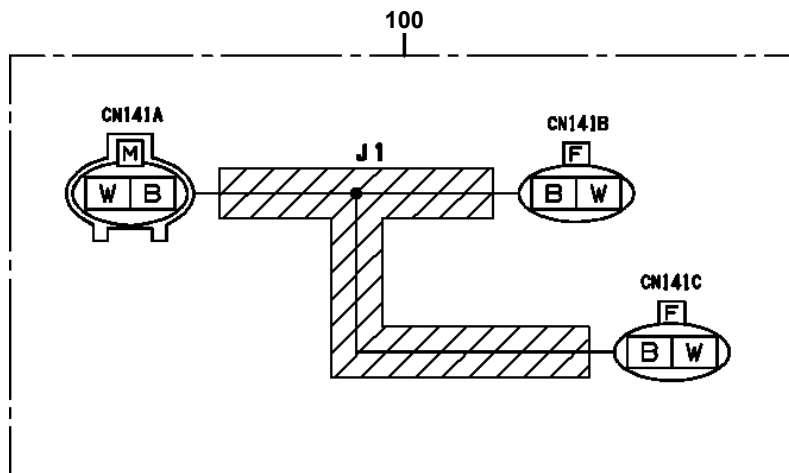
**AT-146-3 43011100073 UPPER
PH5031064-00 HARNESS**



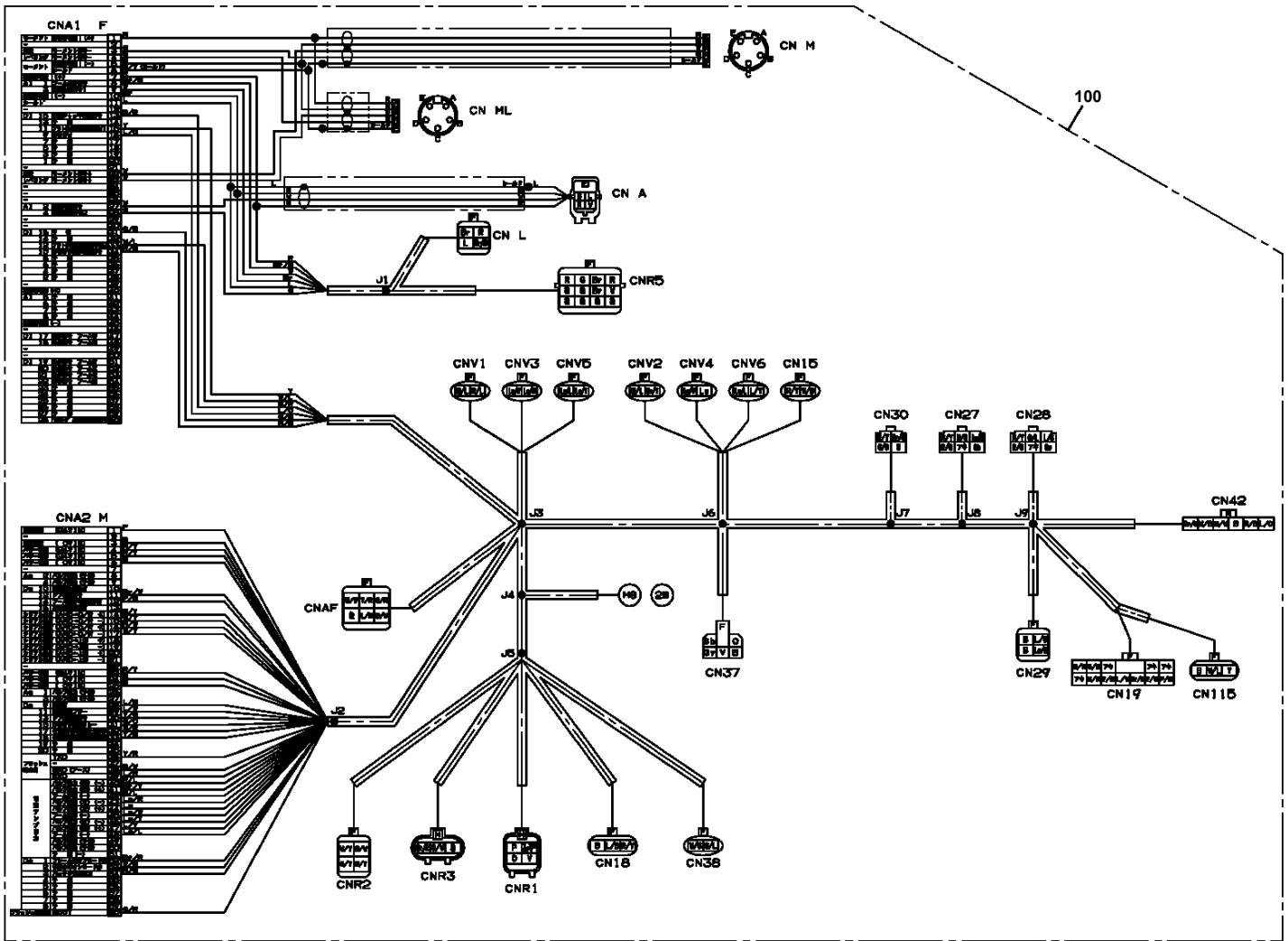
AT-146-3 43011100073 UPPER
PH5031072-00 HARNESS



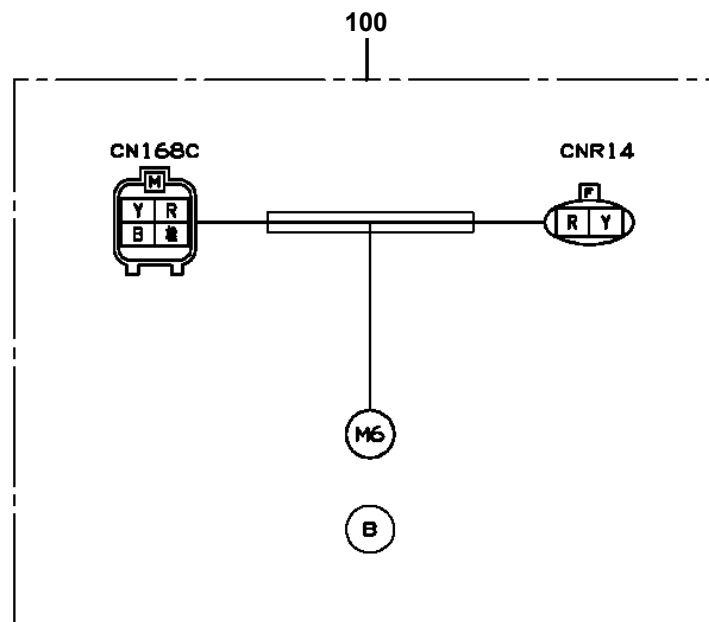
AT-146-3 43011100073 UPPER
PH5031081-00 HARNESS



AT-146-3 43011100073 UPPER PH5032053-00 HARNESS



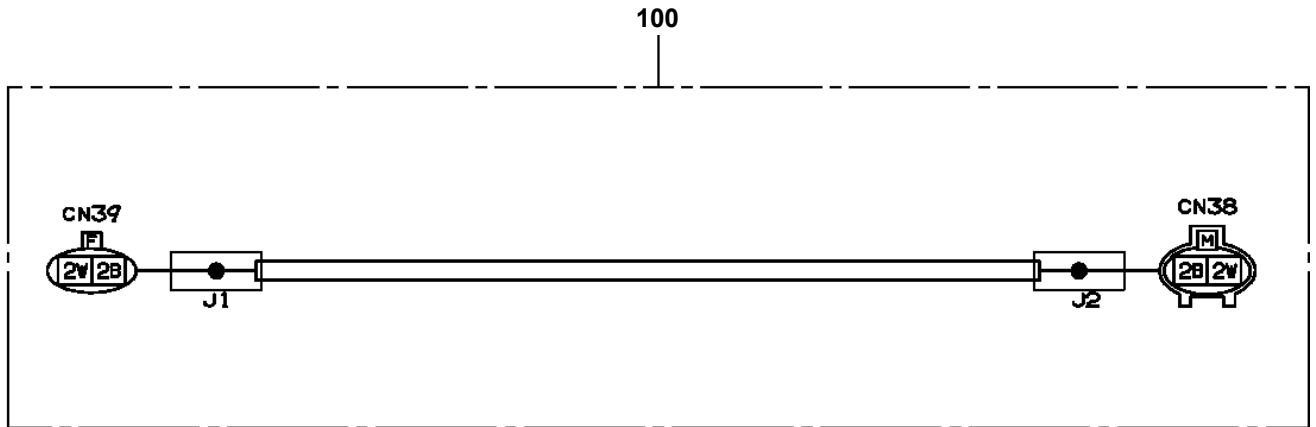
**AT-146-3 43011100073 UPPER
PH5032364-00 HARNESS**



AT-146-3 43011100073 UPPER

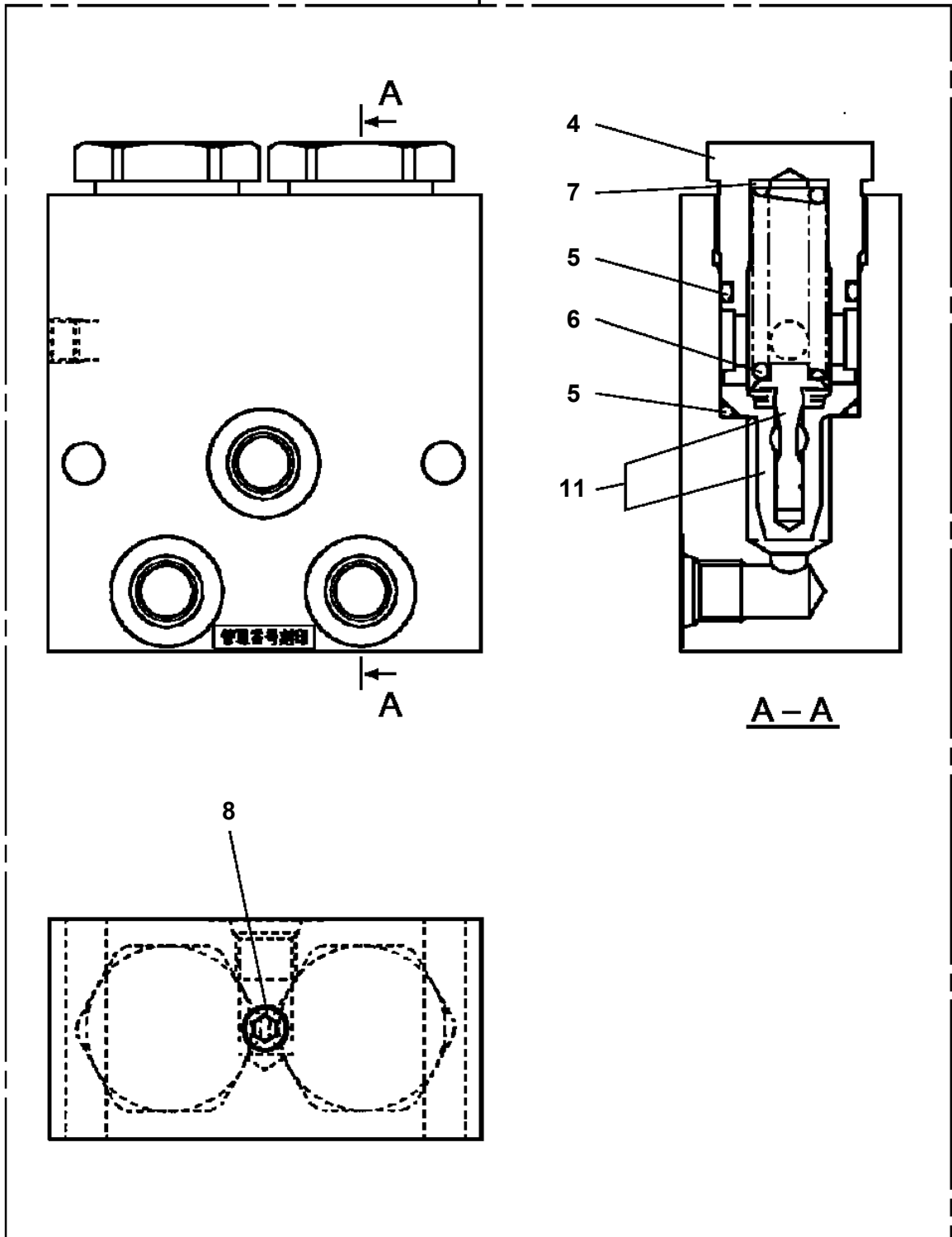
Pos No.	Parts No	Parts Name	Qty	Unit	Technical Data	Serial No (Start)	Serial No (End)	Remarks	Pages
40	82182819823	DIODE	3		1.5A				
100	42900000102	HARNESS	1						

AT-146-3 43011100073 UPPER
PH5034371-00 HARNESS



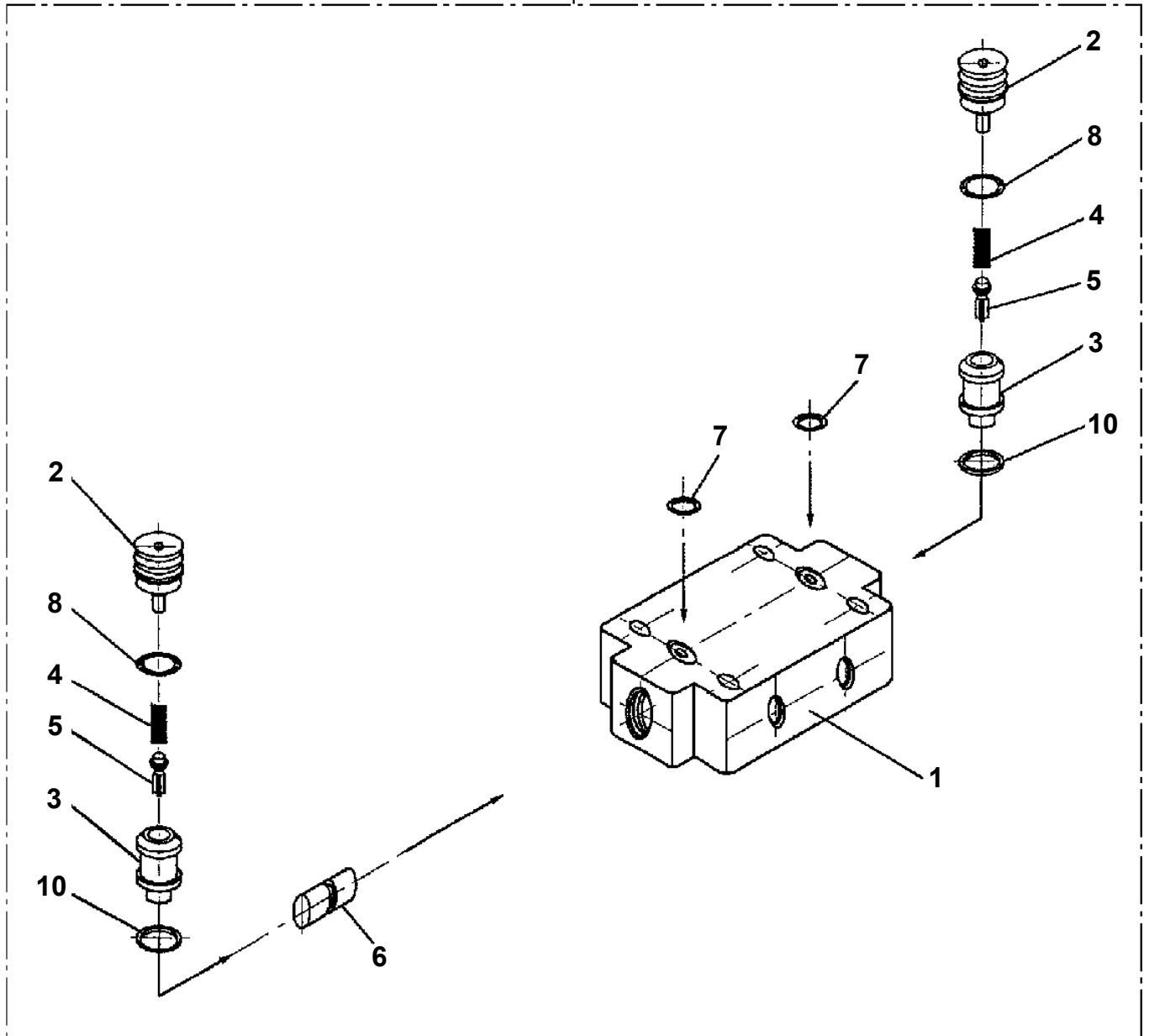
AT-146-3 43011100073 UPPER
PI1100135-00 VALVE,RELIEF

100



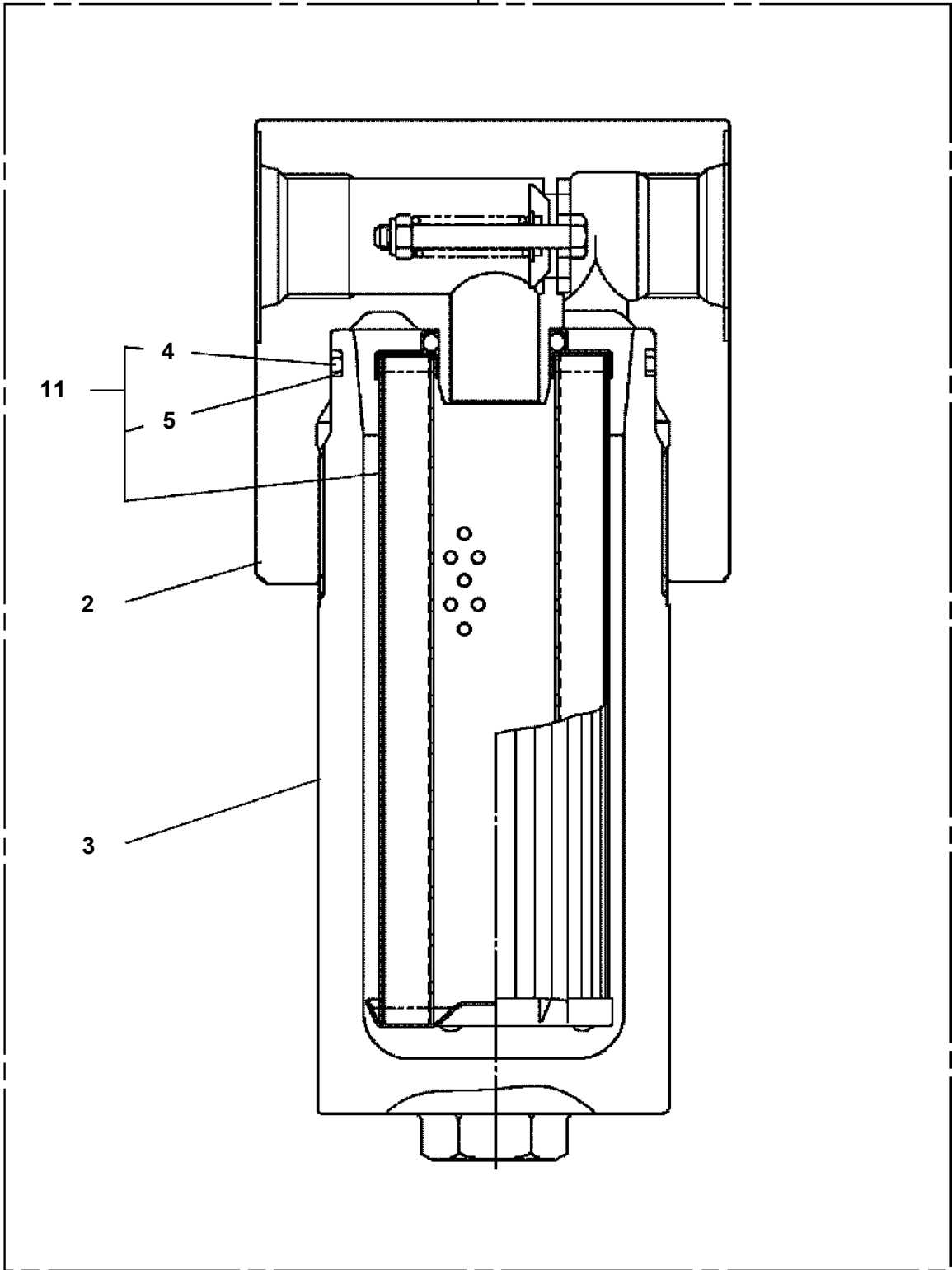
AT-146-3 43011100073 UPPER
PI1140136-01 VALVE,CHECK

30



AT-146-3 43011100073 UPPER
PI1300048-01 FILTER,OIL

100



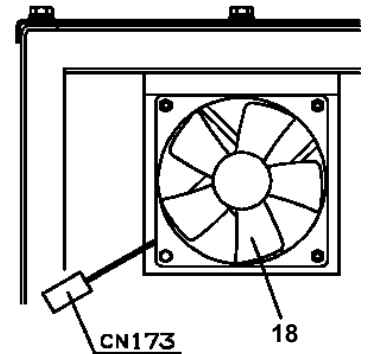
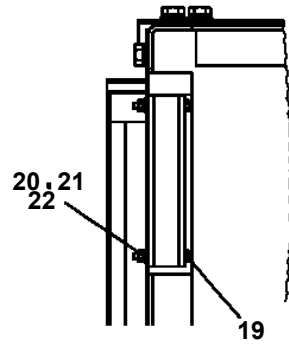
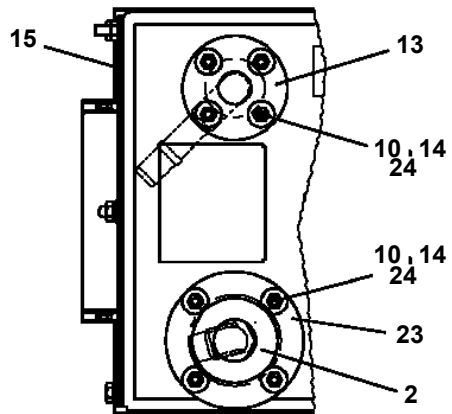
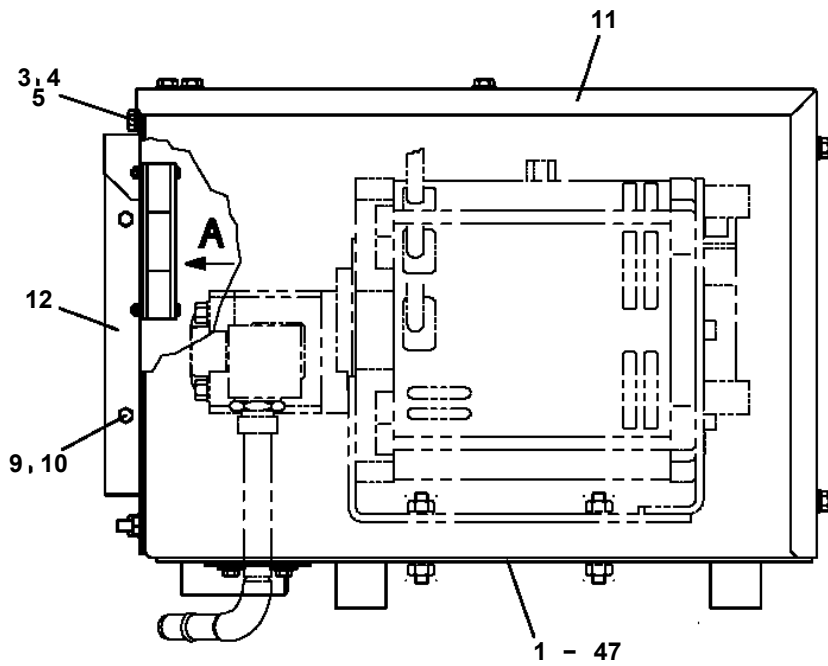
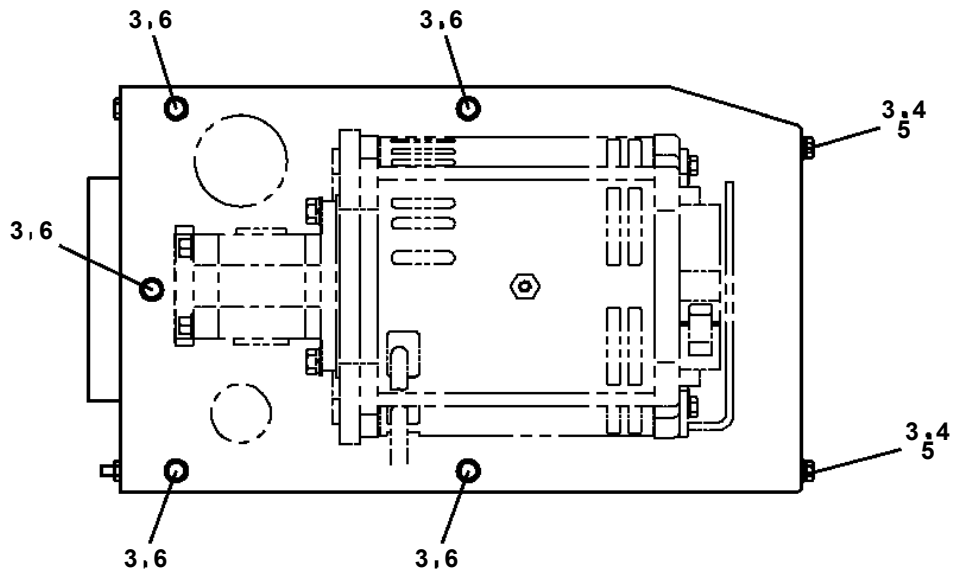
AT-146-3 43011100073 UPPER

Pos No.	Parts No	Parts Name	Qty	Unit	Technical Data	Serial No (Start)	Serial No (End)	Remarks
1	42333013100	PANEL	1					
2	90183106015	BOLT	9		M6X15			
3	37000568730	PLATE	9		T=1.5			
4	42332673201	LEVER	1					
5	42332673251	LEVER	1					
6	42332673301	LEVER	1					
7	42332683200	LEVER	1					
8	42332683450	LEVER	1				228222	
	42332683300	LEVER	1			228223		
9	42332151010	SUPPORT	2					
10	31320020010	KNOB (BLACK)	5					
11	42331991500	ROD	5					
12	37000156390	PIN	1					
13	80720104020	PIN,SPRING	2		4X20			
14	36638490000	VALVE,MANUAL CONTROL	1					
15	90172108025	BOLT,HEXAGON SOCKET	3		M8X25			
16	37000105610	PIN	5		L=18			
17	80136320010	PIN,SPLIT	5		2X10			
18	90101206014	BOLT	1		M6X14		228275	
	90101206016	BOLT	1		M6X16	228276		
19	90302040601	WASHER,SPRING	1		6			
20	42332673500	SUPPORT	1				228275	
	42332673700	SUPPORT	1			228276		
21	90303070601	WASHER,PLAIN	1		6	228276		
41	42331942000	LEVER,CONTROL	1					

AT-146-3 43011100073 UPPER

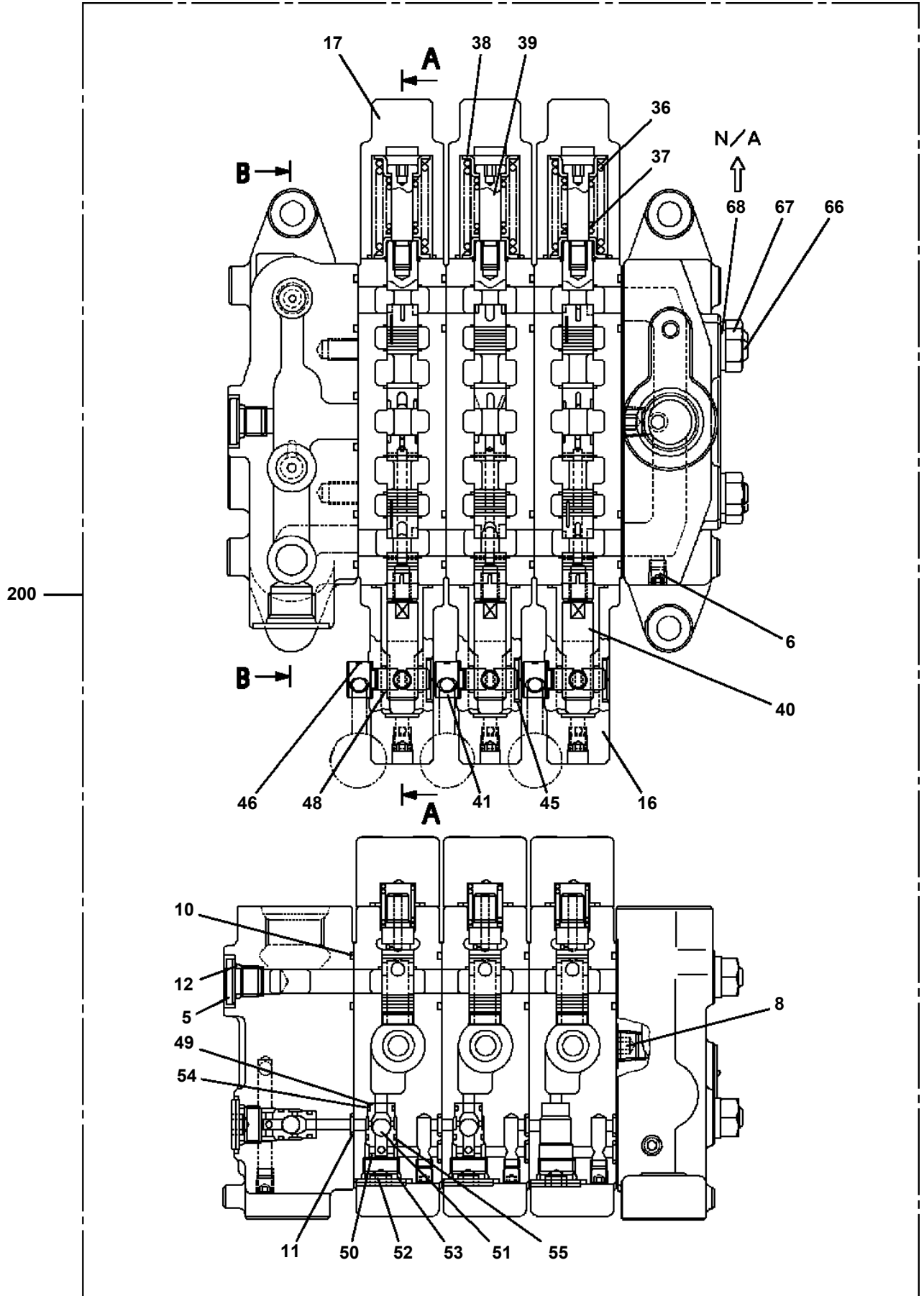
Pos No.	Parts No	Parts Name	Qty	Unit	Technical Data	Serial No (Start)	Serial No (End)	Remarks	Pages
1	42515271000	JIB (FRP)	1						

**AT-146-3 43011100073 UPPER
PK1330364-01 COVER**



A

AT-146-3 43011100073 UPPER
PL1250084-02 VALVE, CONTROL



CLICK HERE TO **DOWNLOAD** THE COMPLETE MANUAL

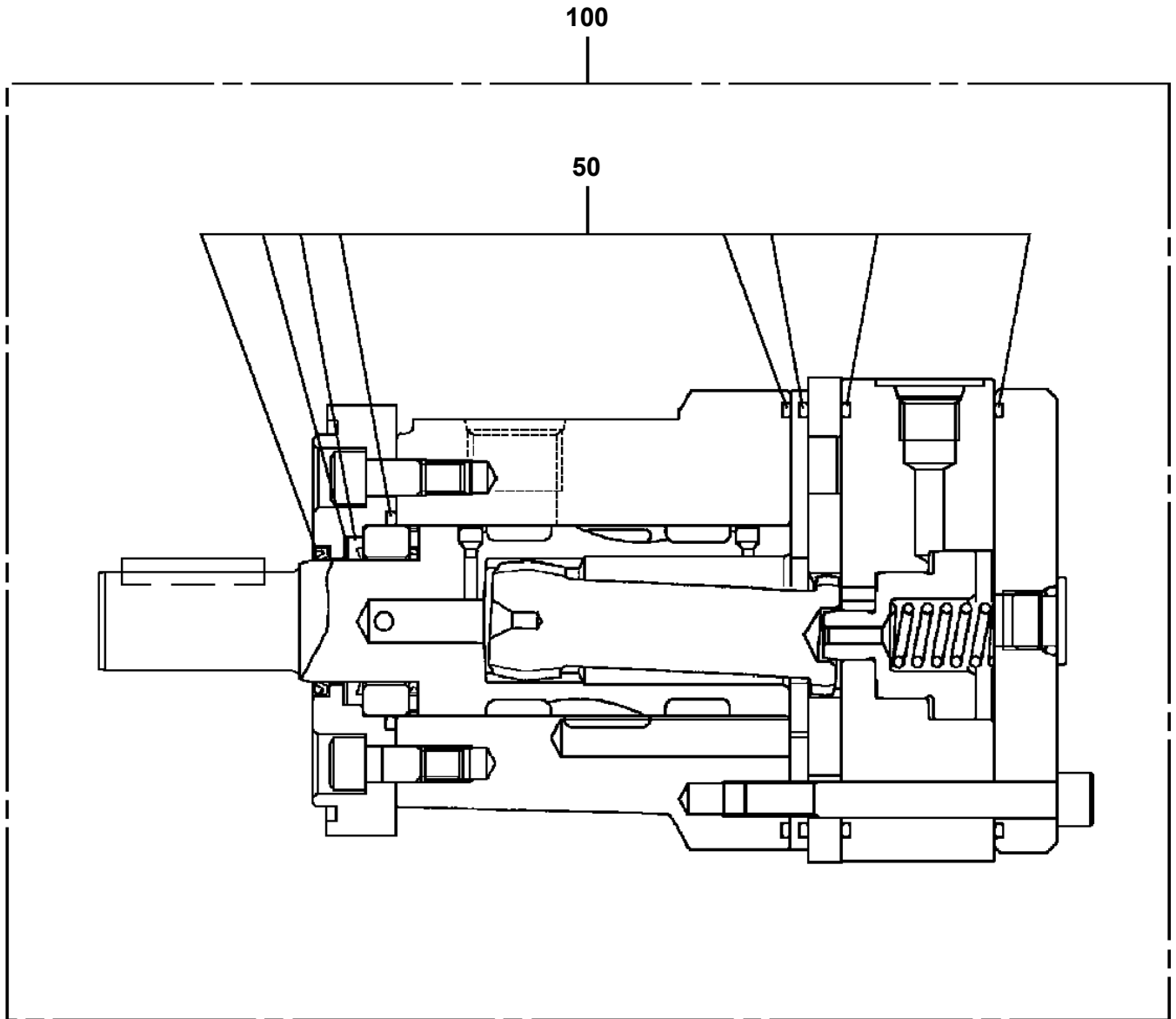
- Thank you very much for reading the preview of the manual.
- You can download the complete manual from: www.heydownloads.com by clicking the link below



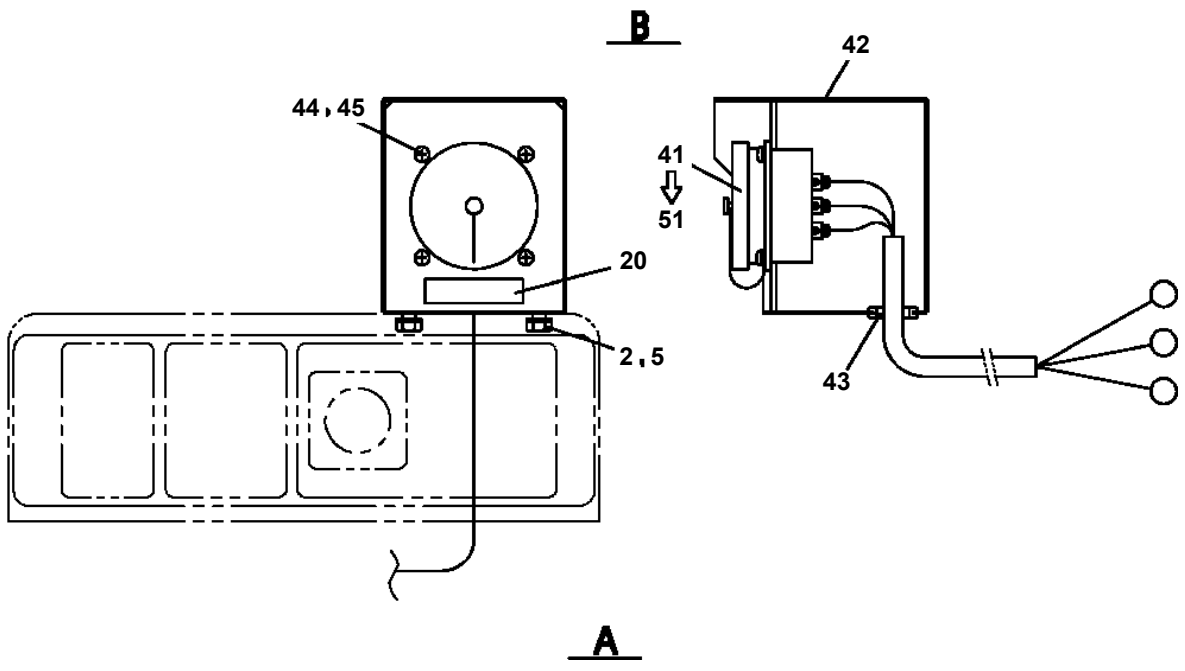
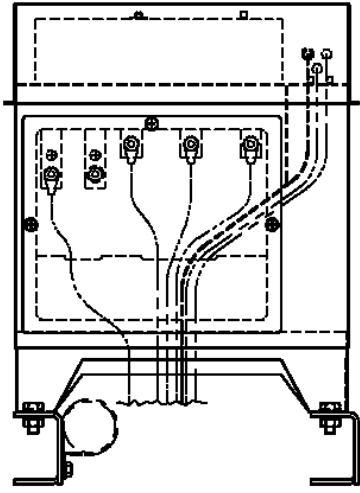
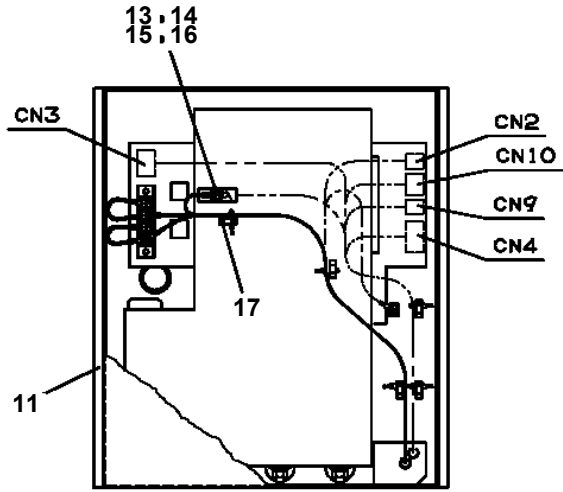
- Please note: If there is no response to CLICKING the link, please download this PDF first and then click on it.

CLICK HERE TO **DOWNLOAD** THE COMPLETE MANUAL

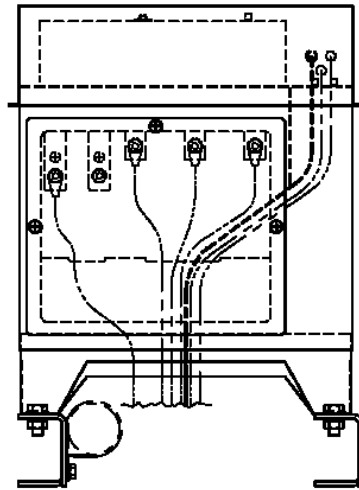
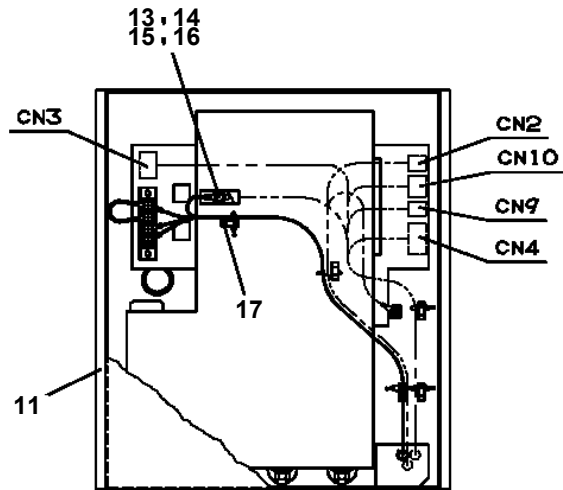
AT-146-3 43011100073 UPPER
PM5210008-00 MOTOR ASSY,OIL



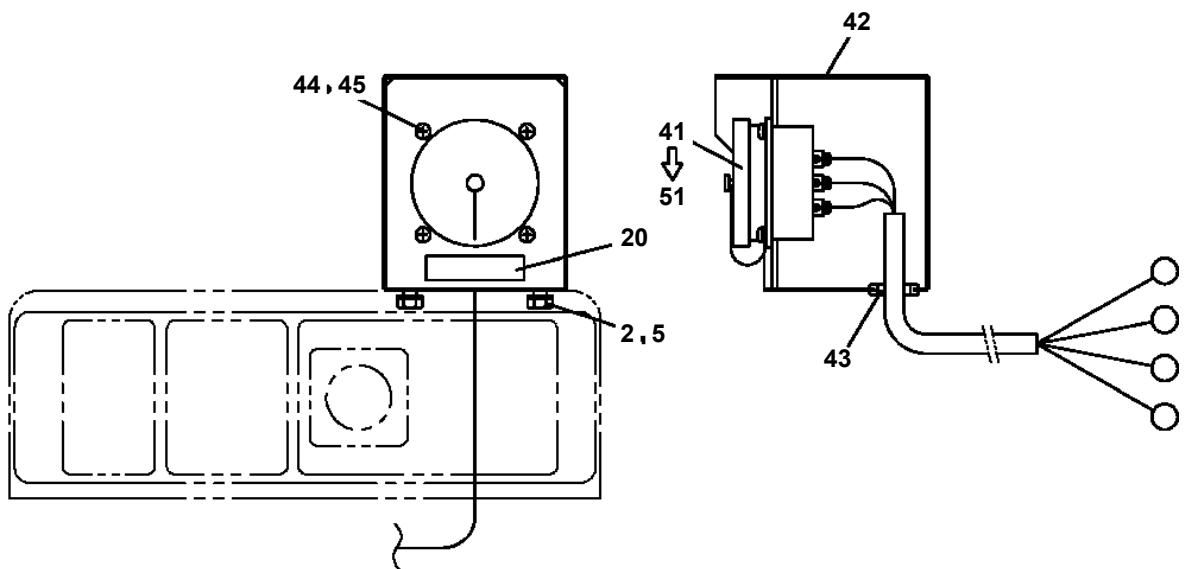
AT-146-3 43011100073 UPPER
PN1014445-01 ELEC.ASSY (CHARGER:200V)



AT-146-3 43011100073 UPPER
PN1014452-01 ELEC.ASSY (CHARGER:200V)



B

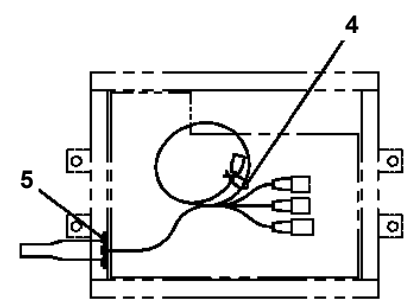
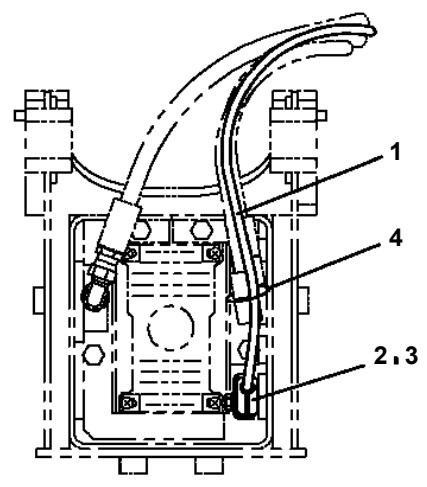
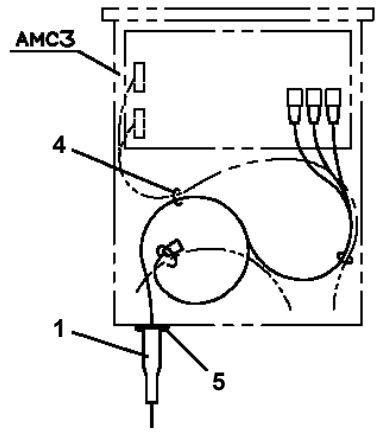
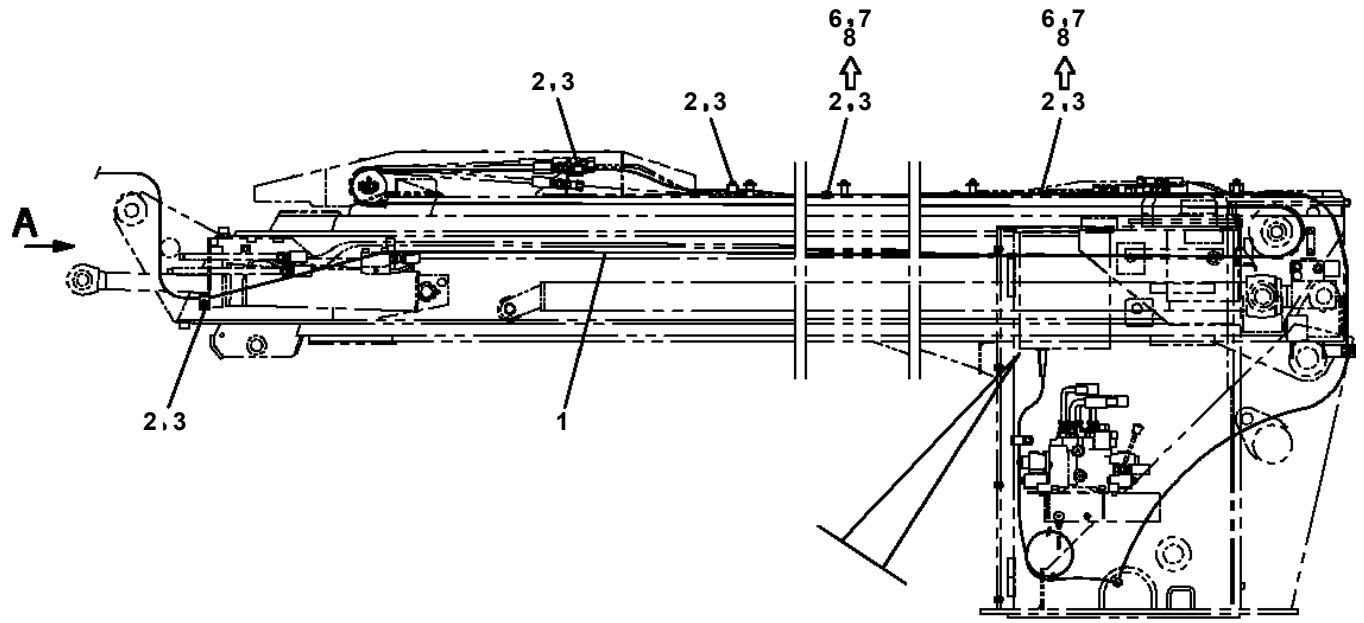


A

AT-146-3 43011100073 UPPER

Pos No.	Parts No	Parts Name	Qty	Unit	Technical Data	Serial No (Start)	Serial No (End)	Re
1	42502782010	PLATE,NAME	1					
2	42736070100	SWITCH ASSY (WITH HARNESS)	1					
3	82100000665	CAP (BLACK)	1					
6	42476303100	CABLE ASSY	1		L=1000			
8	91810132530	FASTENER	5					
9	42503211100	HARNESS	1					
11	82100001411	TUBE, SPIRAL	1	M	SE-08BK			
12	42392583090	PLATE, CAUTION	1					
31	82122910400	CAP	1					

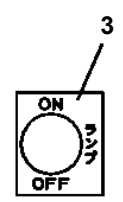
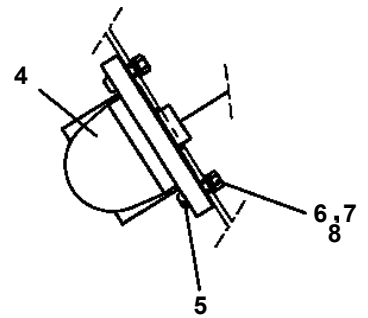
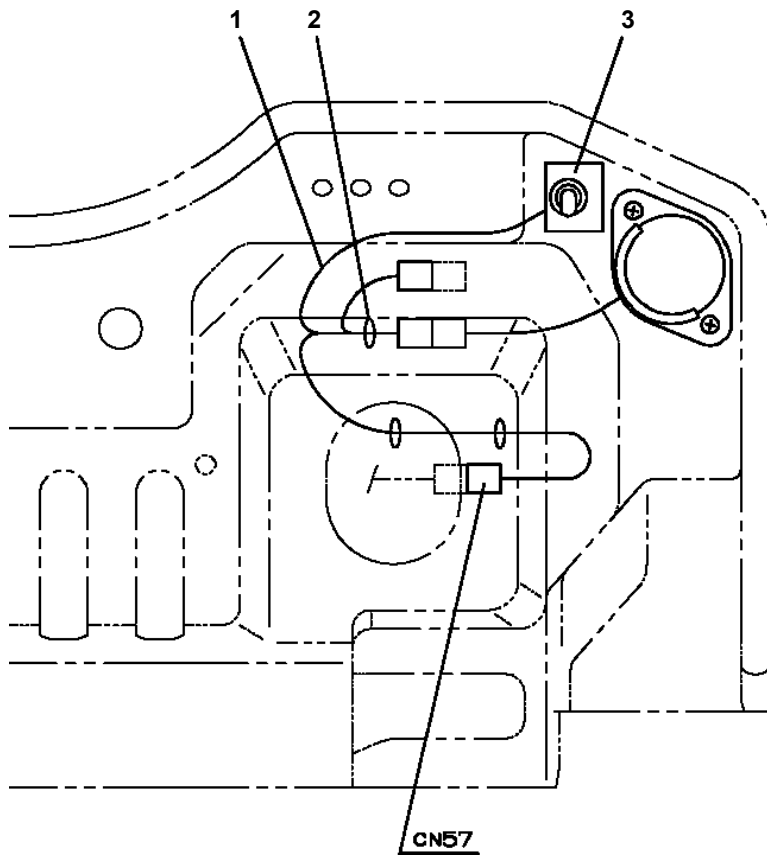
**AT-146-3 43011100073 UPPER
PN1030067-01 OPTICAL CABLE**



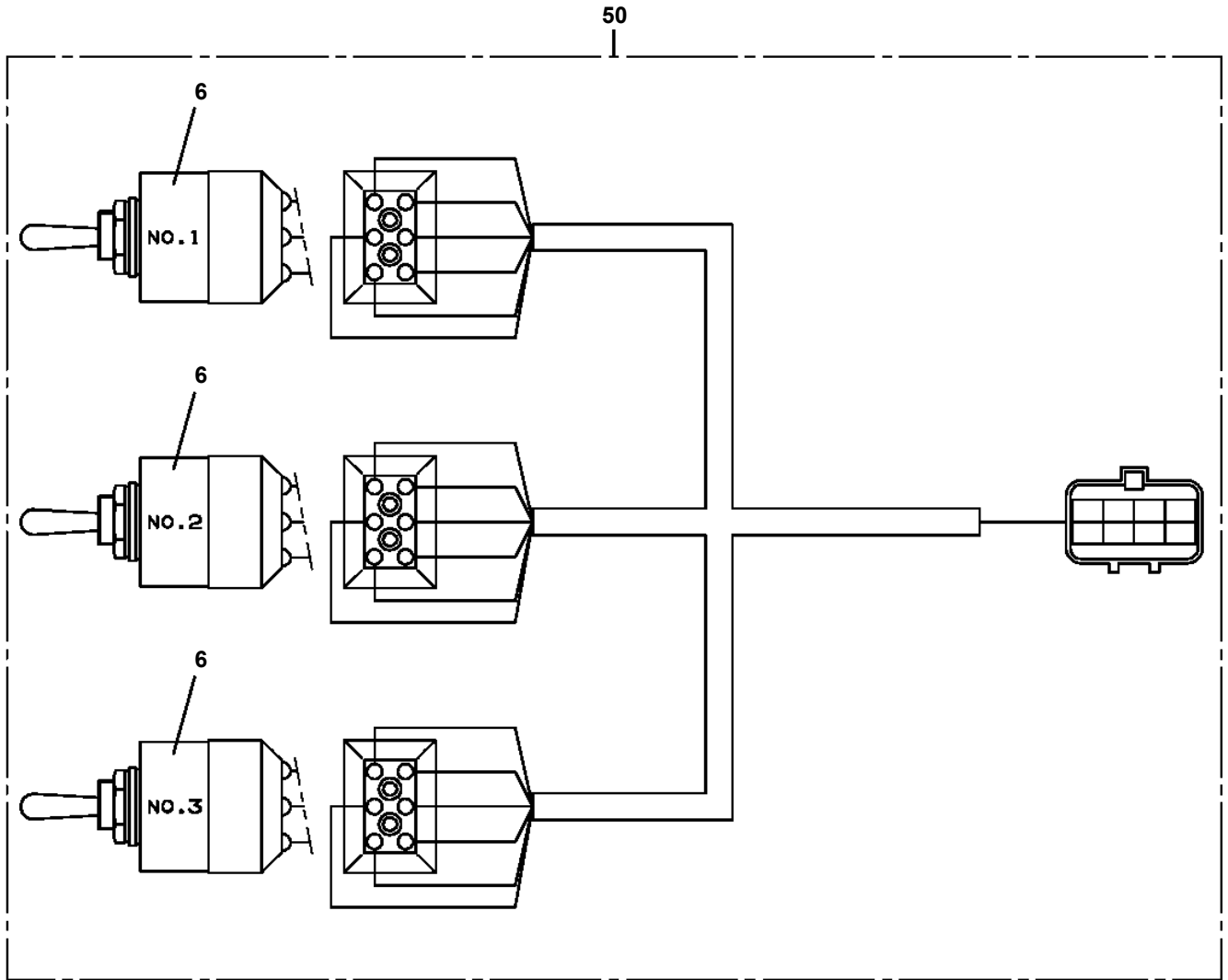
**シグナルトランスミッタ
SIGNAL TRANSMITTER**

A

**AT-146-3 43011100073 UPPER
PN1080400-01 LAMP (WORKING:BUCKET)**

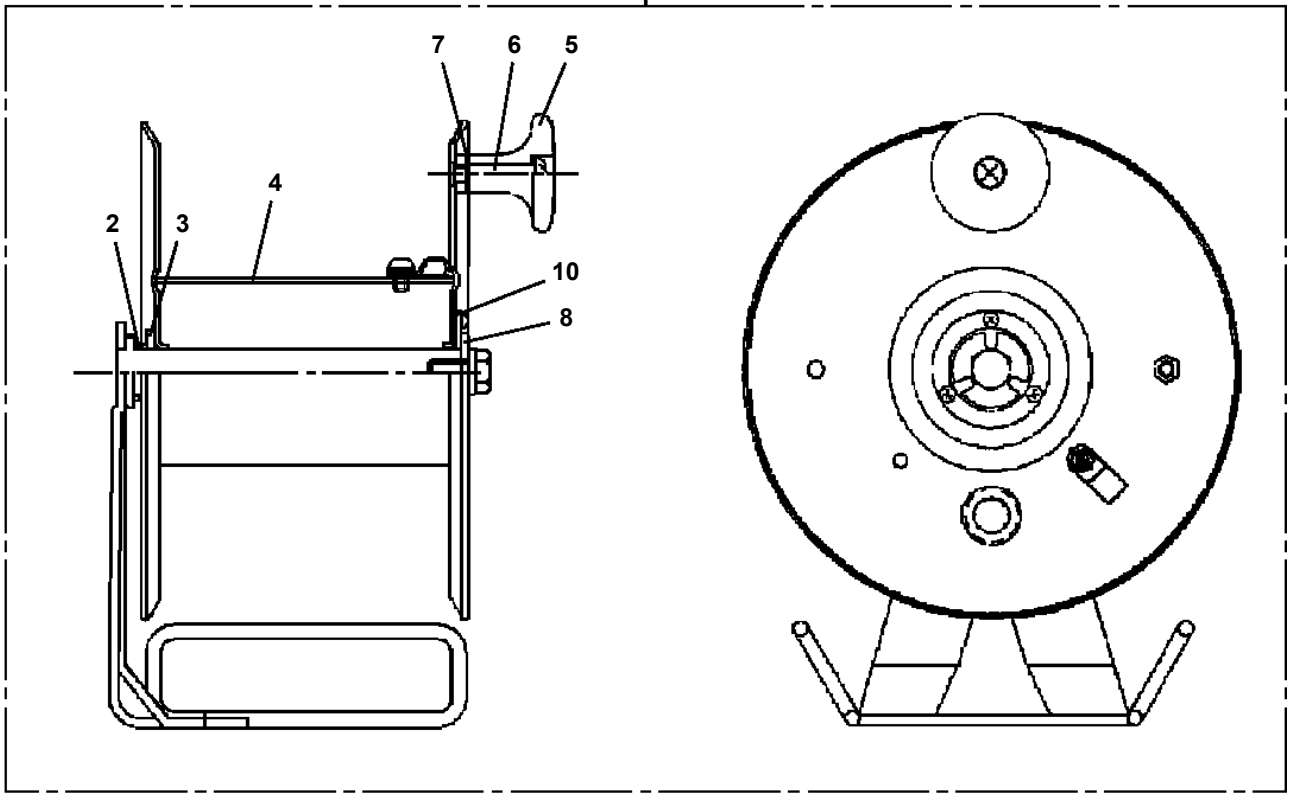


**AT-146-3 43011100073 UPPER
PN1140164-00 SWITCH ASSY (WITH HARNESS,3 SW)**

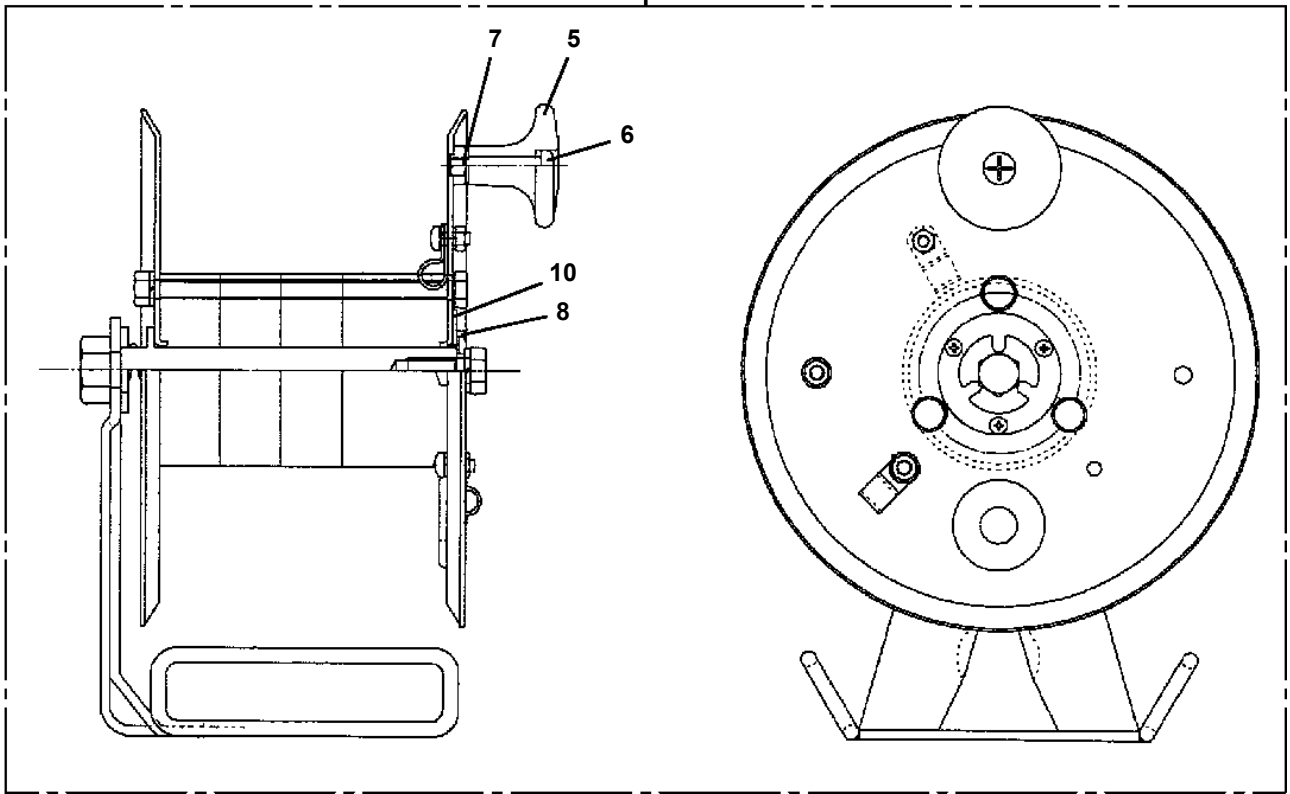


AT-146-3 43011100073 UPPER
PN1350032-02 REEL, CORD

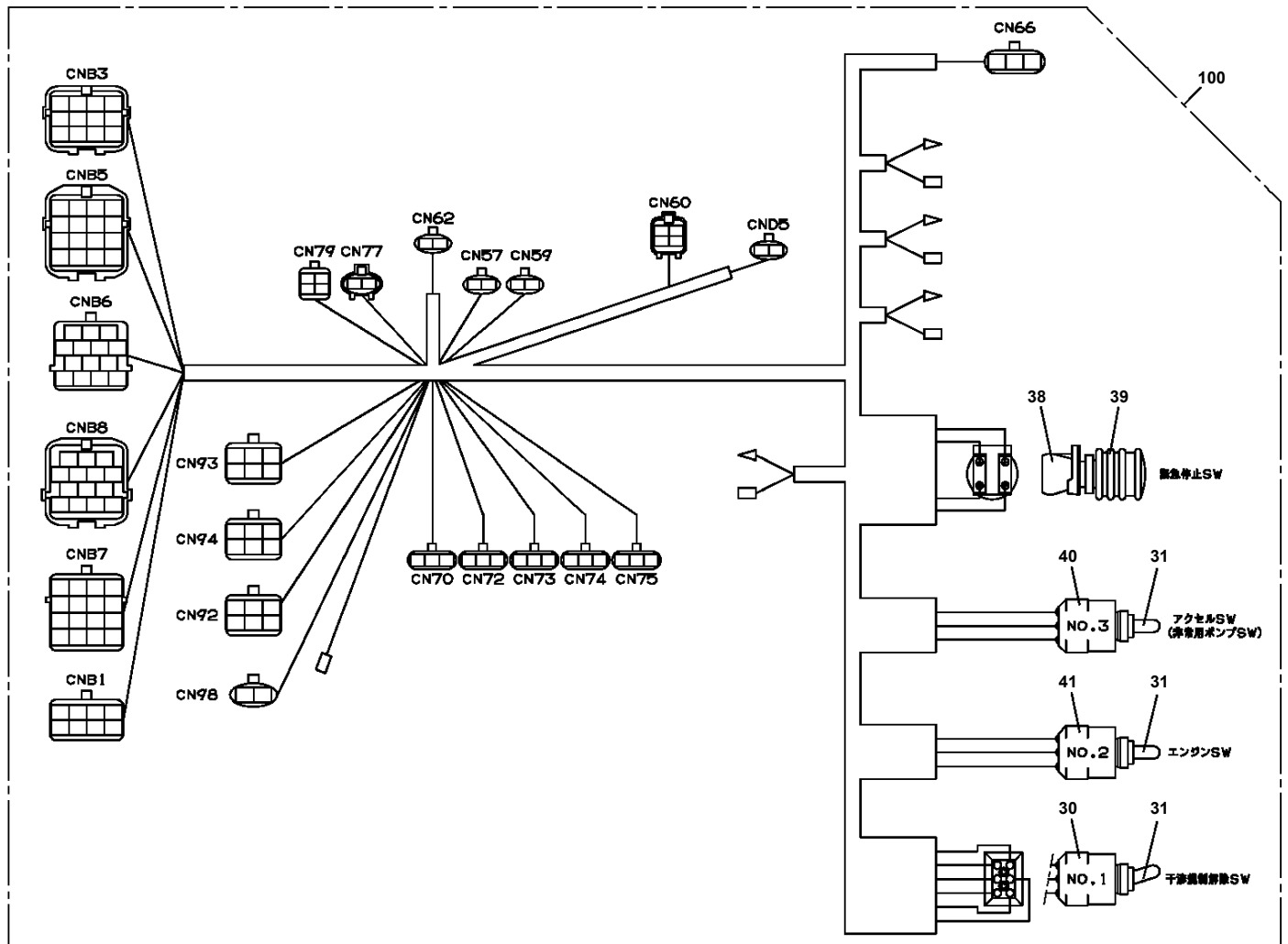
50



50



**AT-146-3 43011100073 UPPER
PN1450112-00 HARNESS**



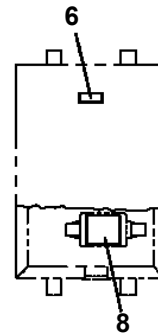
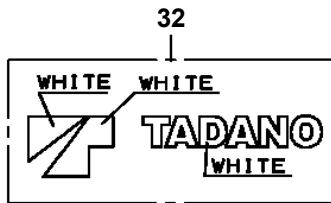
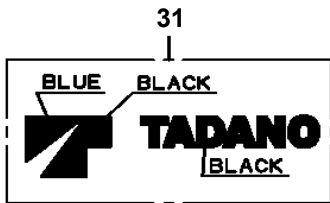
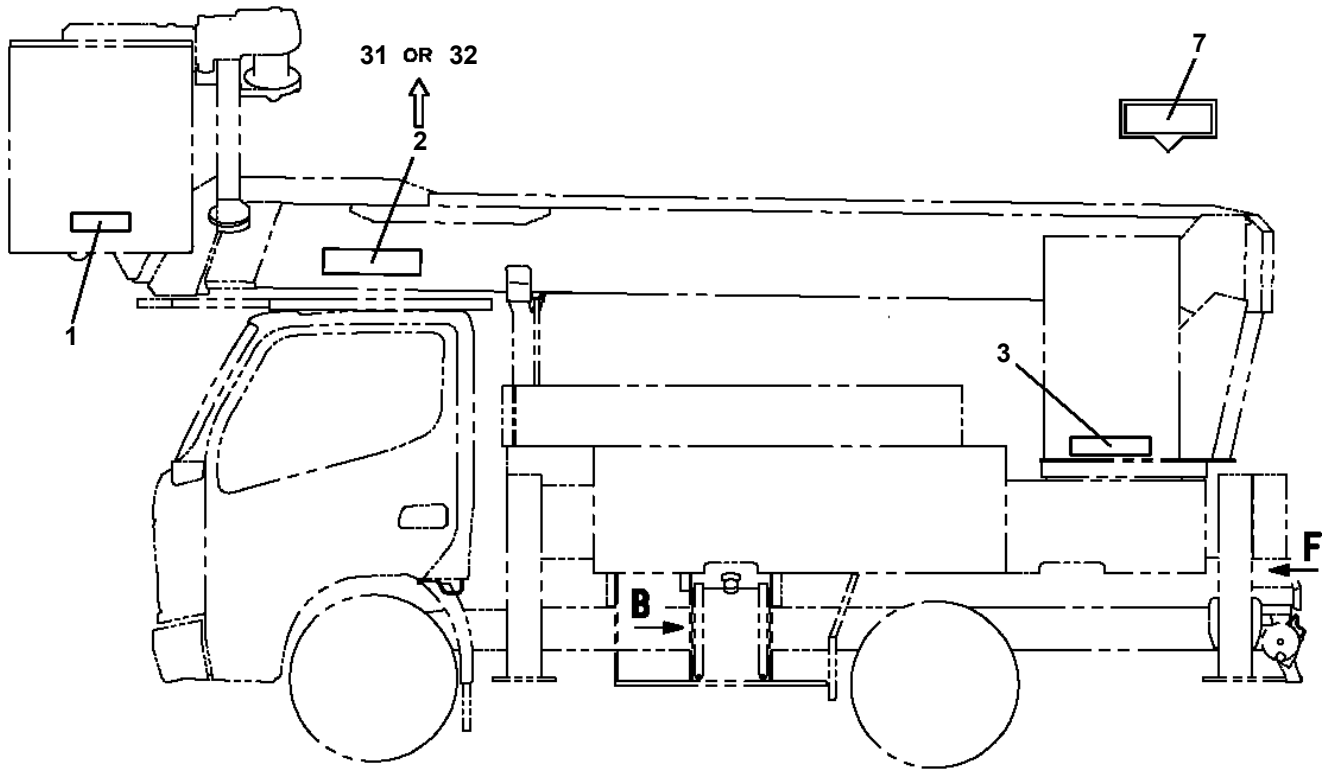
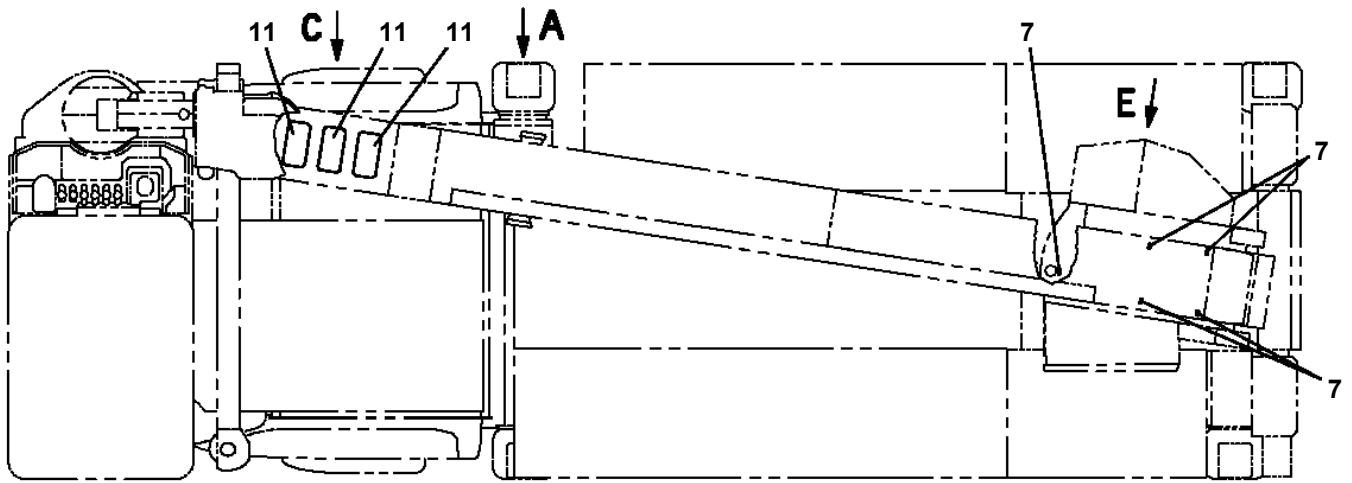
AT-146-3 43011100073 UPPER

Pos No.	Parts No	Parts Name	Qty	Unit	Technical Data	Serial No (Start)	Serial No (End)	Remarks
1	42312411100	PLATE,NAME	1					
2	42394271310	PLATE,NAME (MARKING)	2					
3	42398291050	PLATE,NAME (MARKING)	2					
4	42507721010	PLATE,NAME (AMC DATA)	1					
5	42392232010	PLATE,NAME	1					
6	42392232020	PLATE,NAME	1					
7	42392232030	PLATE,NAME	1					
8	42392232040	PLATE,NAME	1					

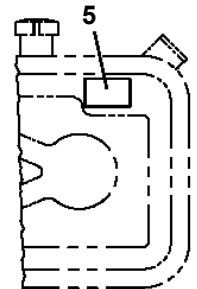
AT-146-3 43011100073 UPPER

Pos No.	Parts No	Parts Name	Qty	Unit	Technical Data	Serial No (Start)	Serial No (End)	F
1	42390780040	PLATE,NAME (WORKING SWITCH)	1					
2	42391701020	PLATE,NAME (AMC)	1					
3	42395882010	PLATE,CAUTION	1					
4	42398293010	PLATE,CAUTION	1					
5	37002201980	PLATE,NAME	2					
6	42394782040	PLATE,CAUTION	1					
8	90451700100	SCREW,TAPPING	4		M4X6.4			
9	37002226530	PLATE,NAME	1					
10	37002212700	PLATE,NAME	1					
11	42395081120	PLATE,NAME	1					
12	42398293020	PLATE,NAME	1					
13	42396051080	PLATE,CAUTION	1					
14	42398293030	PLATE,NAME	4					

**AT-146-3 43011100073 UPPER
PO1015430-00 PLATE ASSY,NAME (ON WHOLE VEHICLE)**



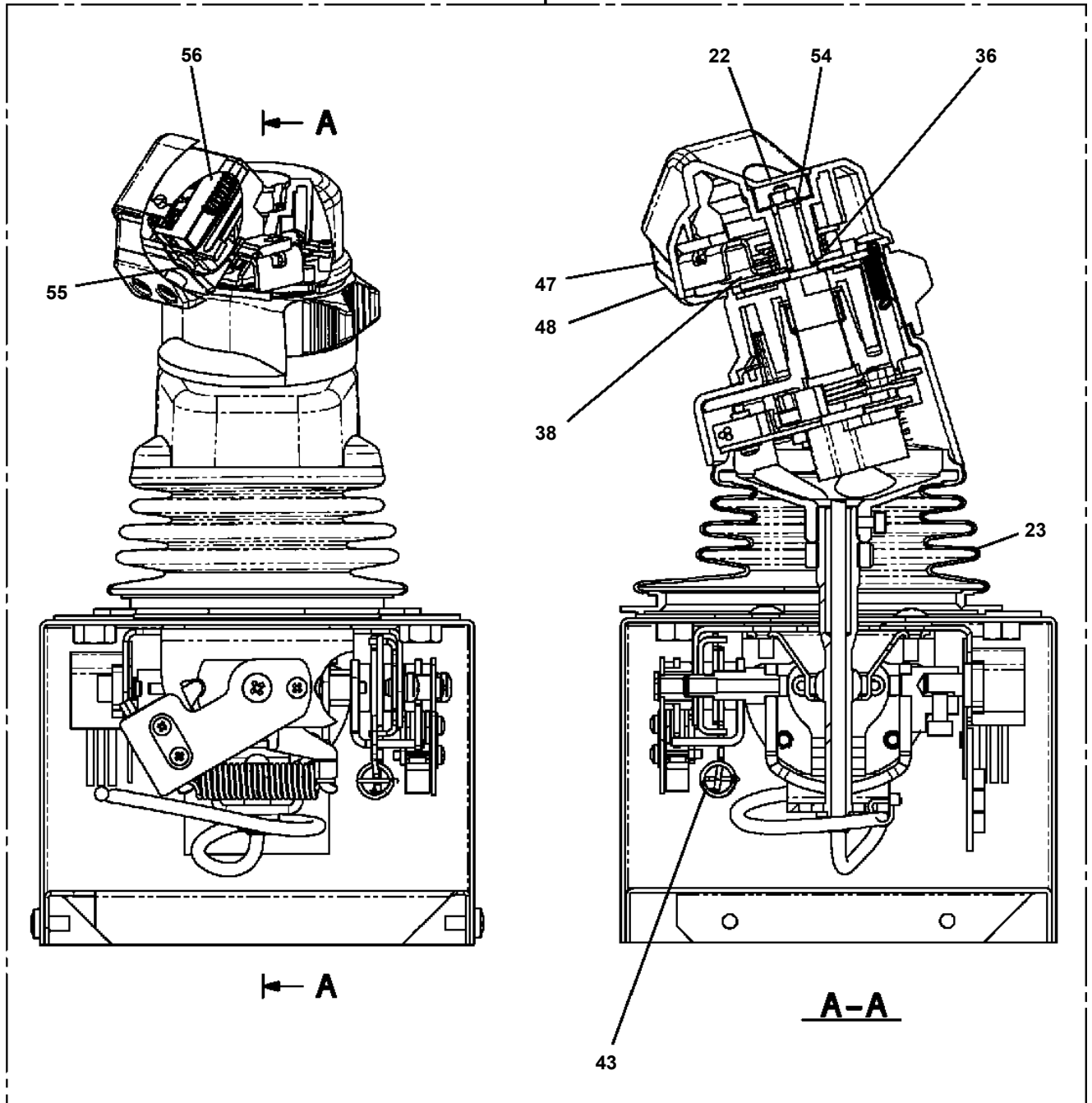
A



B

AT-146-3 43011100073 UPPER
PO5010028-01 OPE.ASSY (LEVER,CONTROL)

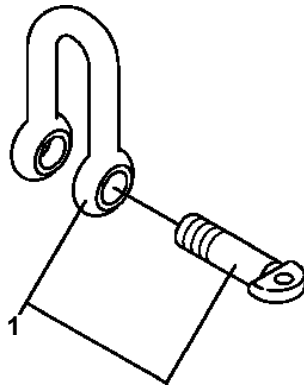
100



AT-146-3 43011100073 UPPER

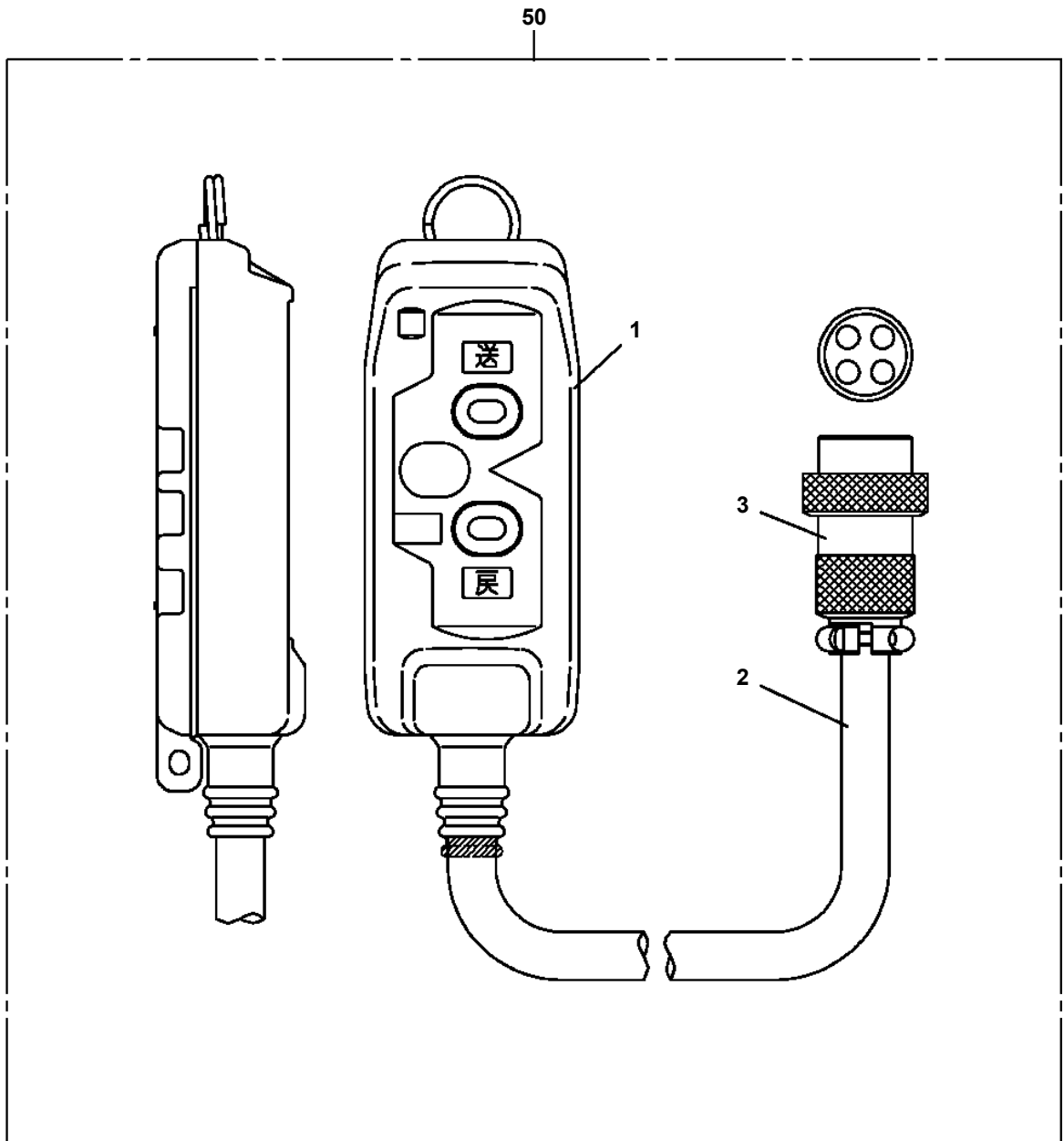
Pos No.	Parts No	Parts Name	Qty	Unit	Technical Data	Serial No (Start)	Serial No (End)
2	91002801800	O-RING	2		1B P18		
3	80481304024	JOINT	2				
4	82100001412	TUBE, SPIRAL	1	M	SE-12BK		
5	37002443220	HOSE	1		L=570		
6	37002430140	HOSE	1		L=660		
7	91810130230	FASTENER	2				
8	82100001735	SLEEVE	4				228530
9	42310040050	ROPE (TETORON)	2				228530
11	90180208020	BOLT, BUTTON	2		M8X20		
12	37002489940	HOSE	1		L=1470		
13	37002489950	HOSE	1		L=1410		
14	37002489960	HOSE	1		L=1460		
15	80430620400	JOINT	2				
16	91810130270	FASTENER	7				
17	90101208014	BOLT	4		M8X14		
18	90302040801	WASHER, SPRING	6		8		
19	89850300500	TUBE, HEAT	1	M		228722	
20	91002801400	O-RING	2		1B P14		
21	80456120610	JOINT, SELF SEALING (PLUG)	1				
22	37002464900	HOSE	2		L=430		
24	80456110610	JOINT, SELF SEALING (SOCKET)	1				
25	80320020080	FITTING	2		KUF12-030N		
26	81408000160	PIPE, STEEL	1	M	12X1.4T		
27	81408000160	PIPE, STEEL	1	M	12X1.4T		
29	37002407740	HOSE	1		L=450		
30	42346833700	SUPPORT	1				228917
	42346833800	SUPPORT	1			228918	
31	42346830300	SUPPORT	1				
32	90101206010	BOLT	2		M6X1.0		
33	90302040601	WASHER, SPRING	2		6		
34	37002460810	HOSE	1		L=650		
35	37002407350	HOSE	1		L=500		
36	37002414920	HOSE	1		L=750		
37	82100001819	TUBE, SPIRAL	1	M	SE-18BK		
38	80458010600	PLUG (FOR FEMALE)	1		06	228531	
39	80457030600	CAP	1			228531	
61	91002801100	O-RING	9		1B P11		
71	37000908720	JOINT (WITH O-RING)	2		PF1/2-PF3/8		
72	37000928370	JOINT	1		S, G1/2-G1/2		
73	91002801800	O-RING	4		1B P18		
74	* 37000908730	JOINT (WITH O-RING)	1		L, G3/8-G1/4		228759
75	* 80491303020	JOINT (WITH O-RING)	1		L, G3/8-G1/4		228759
76	80400160128	JOINT	2		S, G3/8-G1/4		
77	91002801400	O-RING	8		1B P14		228759
	91002801400	O-RING	5		1B P14		
	91002801400	O-RING	9		1B P14	228760	
78	80303130161	FITTING, ELBOW	1		KLO12-030E		
79	80303130141	FITTING, ELBOW	1		KLO12-020E		
80	42346832100	JOINT	1			228338	
81	37000931630	JOINT	4				228685
	37000931630	JOINT	3			228686	
82	37000933360	JOINT	1			228686	
83	42340180060	ORIFICE	1		1.0	228686	
84	42340240230	ORIFICE	1			228760	
91	91071011500	O-RING	1		Y22550-115-A		
92	91470000600	RING, BACKUP	1		Y22021-06		
111	42346831102	JOINT	1				
112	80400160127	JOINT	2				
113	80471020502	JOINT	1				
114	80430620400	JOINT	2				
115	80430620600	JOINT (WITH O-RING)	4		L, G3/8-G3/8		
116	80400160225	JOINT	1				
124	37000926900	JOINT (WITH O-RING)	2		L, G3/8-G1/4	228760	

**AT-146-3 43011100073 UPPER
PS5150001-00 SHACKLE**



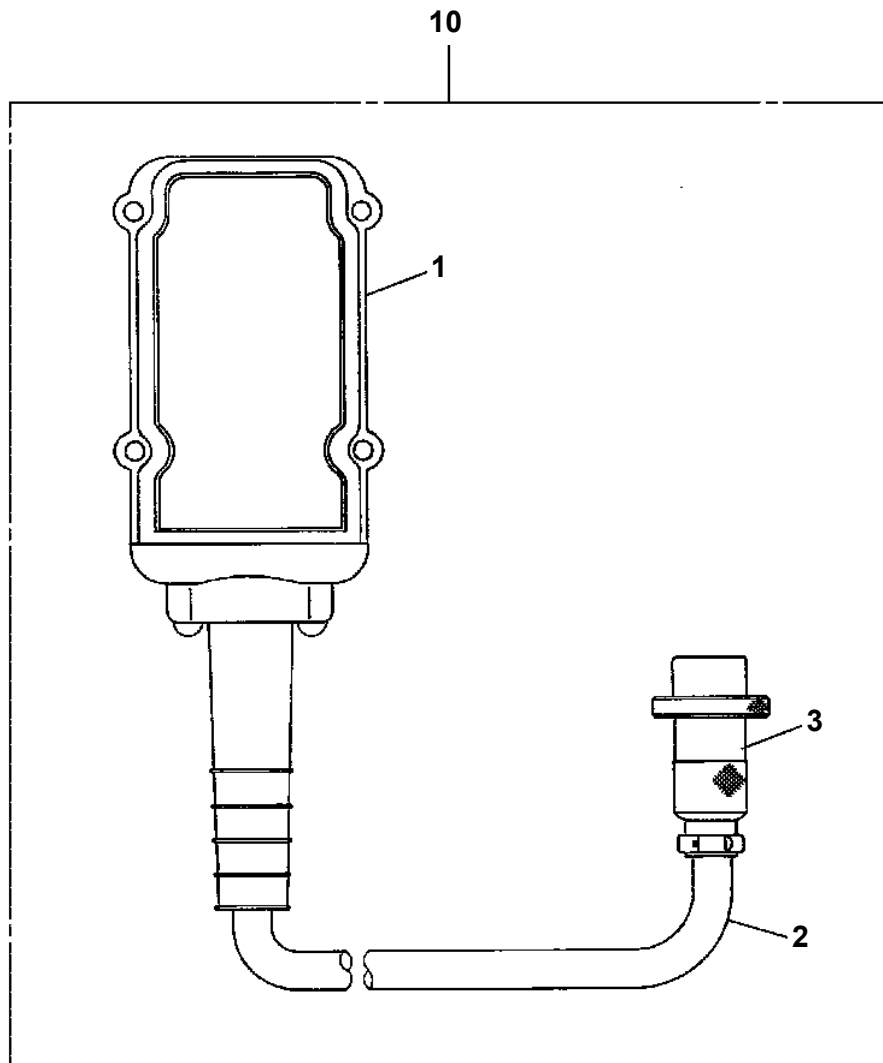
AT-146-3 43011100073 UPPER

PS5530289-00 SWITCH ASSY (ELEC.BOOSTER, REMOTE:5M,NANABOSI,KASUGA)



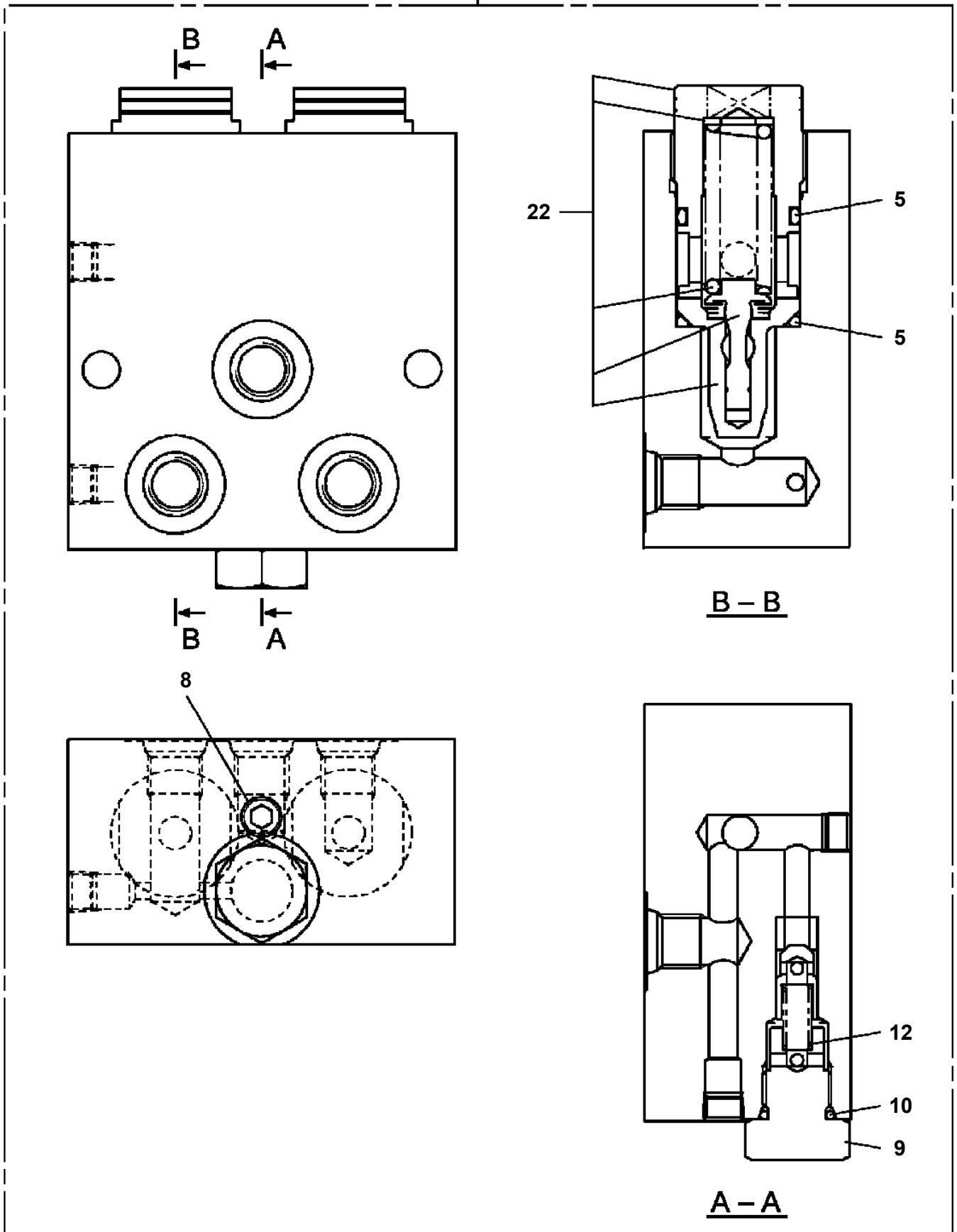
AT-146-3 43011100073 UPPER

PV1030109-00 SWITCH BOX (ELECTRIC BOOSTER, 3M,NANABOSI,SINKOU DENKI)

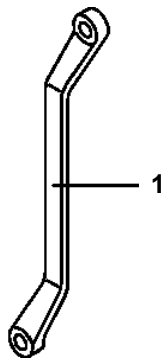


AT-146-3 43011100073 UPPER
PV5140019-00 VALVE ASSY,RELIEF

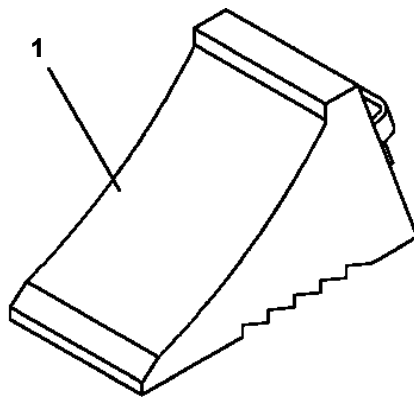
100



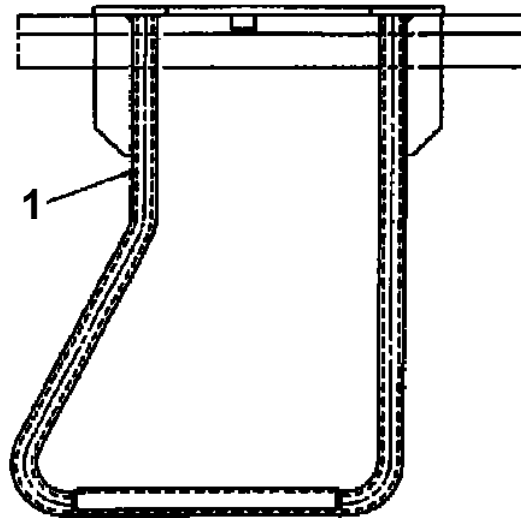
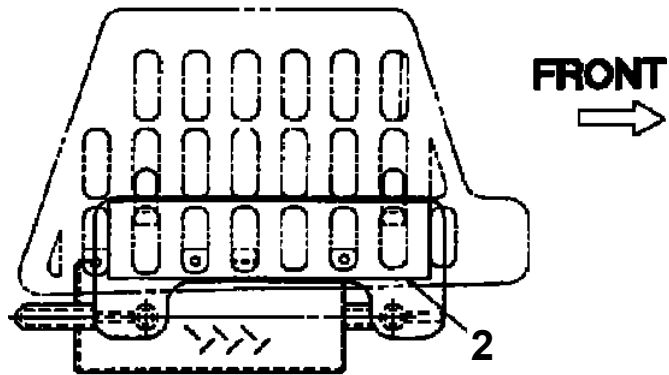
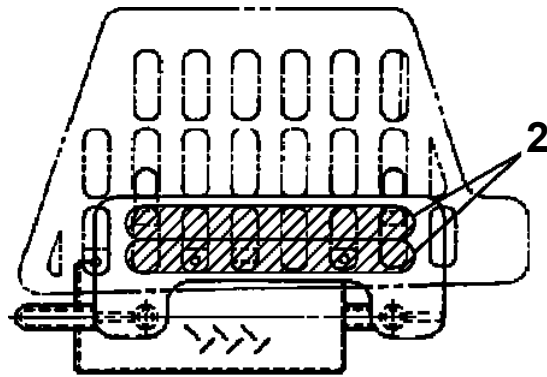
**AT-146-3 43011100073 UPPER
PW1010381-00 ACCESSORIES (WRENCH)**



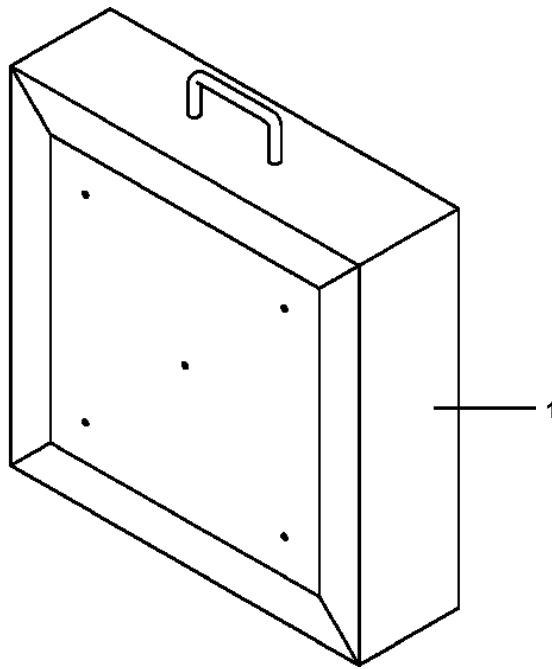
**AT-146-3 43011100073 UPPER
PW5110003-00 WEDGE (STOPPER FOR TIRE/NAKAMURA KIKI)**



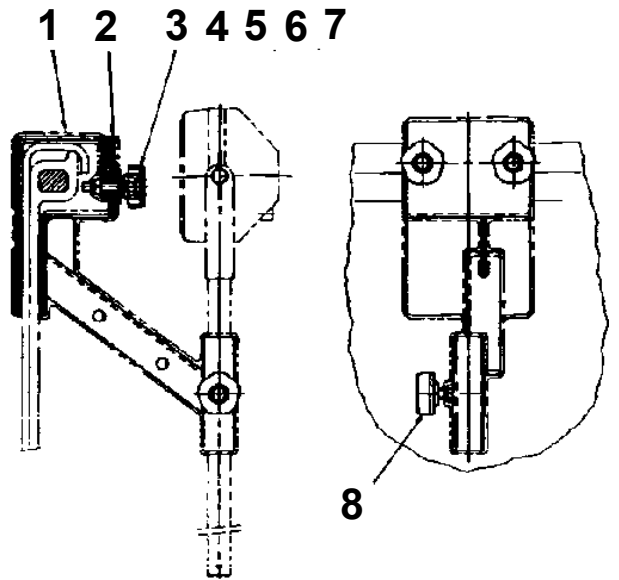
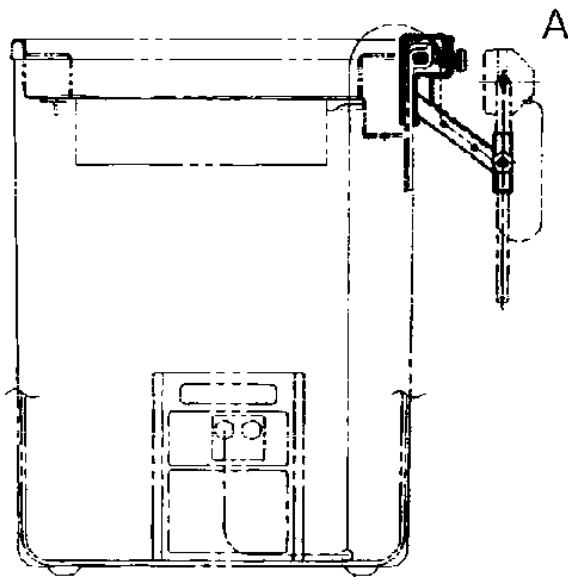
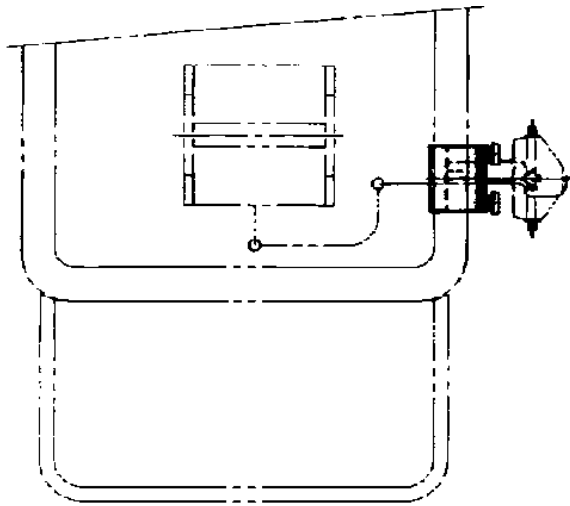
AT-146-3 43011100073 UPPER
PX1260143-01 STEP (FOR ENTRY INTO CAB)



**AT-146-3 43011100073 UPPER
PX1270125-00 WOOD BLOCK (WITH RUBBER,T=100)**

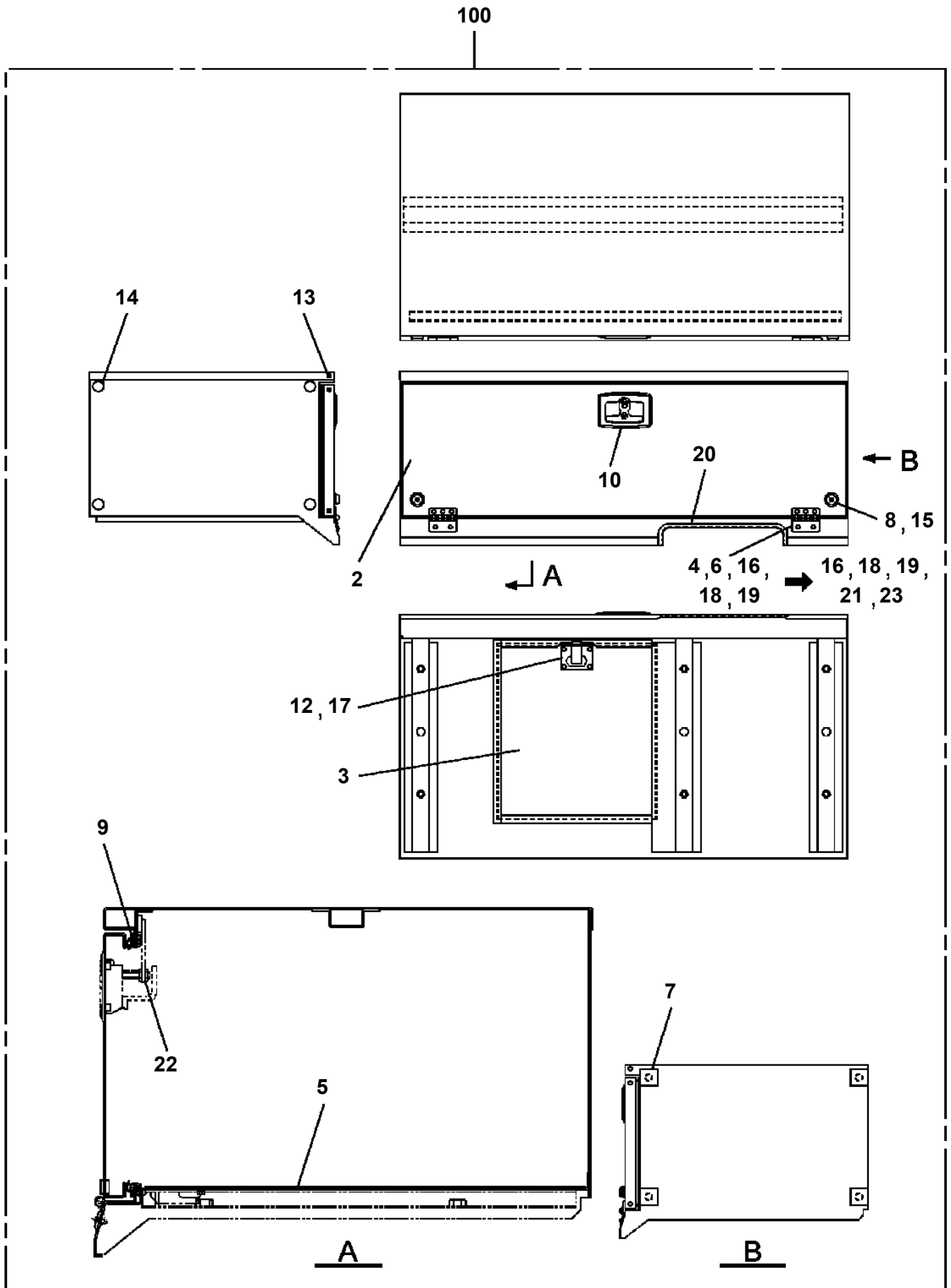


**AT-146-3 43011100073 UPPER
PX1310050-00 MOUNT, LAMP (BUCKET, FOR NTT, OPTION)**



A

AT-146-3 43011100073 UPPER
PX1350977-01 BOX, TOOL



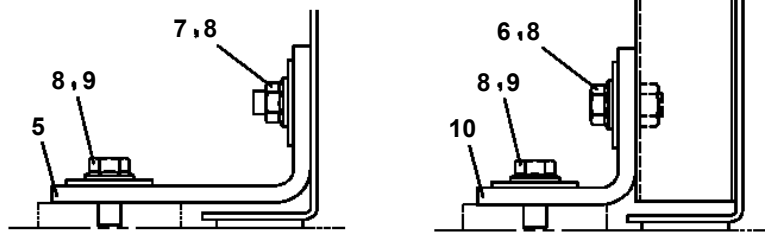
AT-146-3 43011100073 UPPER
 PX1351111-02 BOX,TOOL (LEFT)

指示番号 KEY NO.	ホックス, ツール (LEFT) BOX, TOOL (LEFT)
1	ホックス, ツール (LEFT/フロント:2ターン, リヤ:1ターン) BOX, TOOL (LEFT/F:2-DECKER, R:1-DECKER)
2	ホックス, ツール (LEFT/フロント:2ターン, ウエヒラキヨウ, リヤ:1ターン) BOX, TOOL (LEFT/F:2-DECKER W/DOOR OPEN UP WARD, R:1-DECKER)
3	ホックス, ツール (LEFT/フロント:2ターン, リヤ:ナシ) BOX, TOOL (LEFT/F:2-DECKER, R:NONE)
4	ホックス, ツール (LEFT/フロント:1ターン, リヤ:1ターン) BOX, TOOL (LEFT/F:1-DECKER, R:1-DECKER)
5	ホックス, ツール (LEFT/フロント:1ターン, リヤ:ナシ) BOX, TOOL (LEFT/F:1-DECKER, R:NONE)
6	マウントASSY, ツールホックス (LEFT/フロント:2ターン, リヤ:1ターン/ト-エネック) MOUNT ASSY, TOOL BOX (LEFT/F:2-DECKER, R:1-DECKER/TOENEC)
7	マウント, ツールホックス (LEFT/フロント:2ターン, オオカクタステツブ +リヤ:1ターン) MOUNT ASSY, TOOL BOX (LEFT/F:2-DECK, LARGE STEP+R:1-DECK)

AT-146-3 43011100073 UPPER

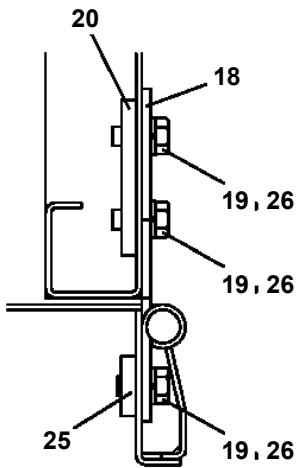
Pos No.	Parts No	Parts Name	Qty	Unit	Technical Data	Serial No (Start)	Serial No (End)	Remarks	Pages
1	42836705100	SUPPORT	1				228529		
	42506250100	SUPPORT	1			228530			
2	42835795200	SUPPORT	1						
4	90101210035	BOLT	2		M10X35				
5	90302041001	WASHER,SPRING	11		10				
6	90101208025	BOLT	2		M8X25				
7	90302040801	WASHER,SPRING	7		8				
8	90303071001	WASHER,PLAIN	3		10				
9	90101210025	BOLT	9		M10X25				
10	42836705301	FENDER	1						
11	37000505950	PLATE	12		T=3.2				
12	42836705401	SUPPORT	1						
13	37000506530	PLATE	4		T=4.5				
14	90201200800	NUT	5		M8				
16	37000517380	PLATE	4		T=2.3 TO 3.2				
17	90201201000	NUT	2		M10				
18	37000581940	PLATE	N		T=0.5				
41	42835791000	BOX,TOOL	1						00029
44	42833772000	STEP	1						
46	90101212022	BOLT	4		M12X22				
47	90302041201	WASHER,SPRING	4		12				
51	82400000528	GROMMET	2						
54	82401800060	PLUG (FOR M6)	10						
61	42394484020	PLATE (NON-SLIP)	6						
62	42833782010	PLATE (NON-SLIP)	3						
63	89730000010	TAPE	1						
71	42394484010	PLATE (NON-SLIP)	1						
72	42393891070	PLATE (NON-SLIP)	1						
73	42393891060	PLATE (NON-SLIP)	2						
74	42396552010	PLATE (NON-SLIP)	1						
75	42397246020	PLATE (NON-SLIP)	1						
78	34393906540	PLATE (NON-SLIP)	2						
79	42420082550	PLATE (NON-SLIP)	1						

**AT-146-3 43011100073 UPPER
PX1940323-02 MOUNT (RIGHT/F:RACK,R:NONE)**

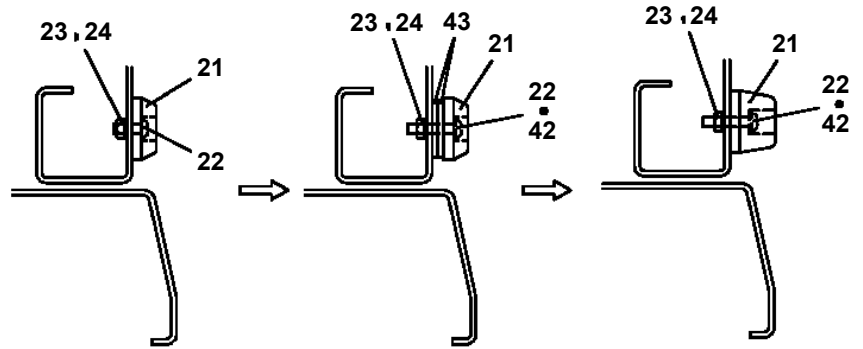


A
(4ヶ所)

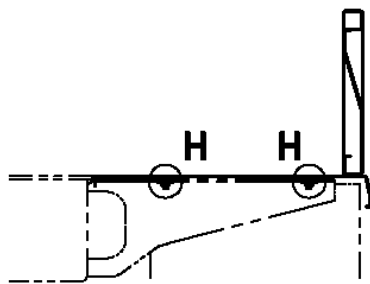
B
(2ヶ所)



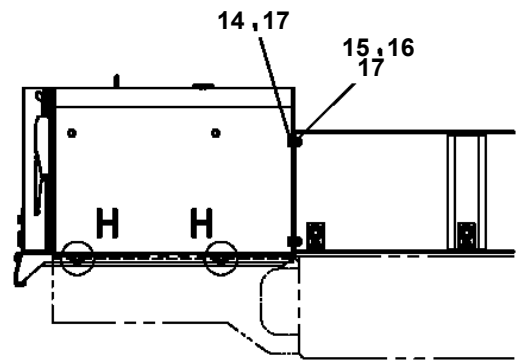
K
(2ヶ所)



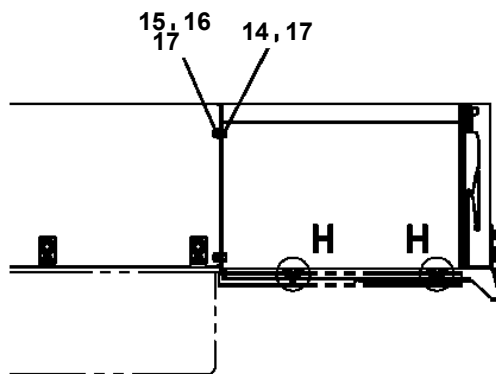
J
(2ヶ所)



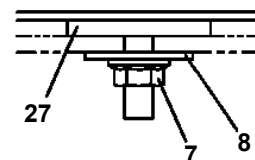
F
(2ヶ所)



E

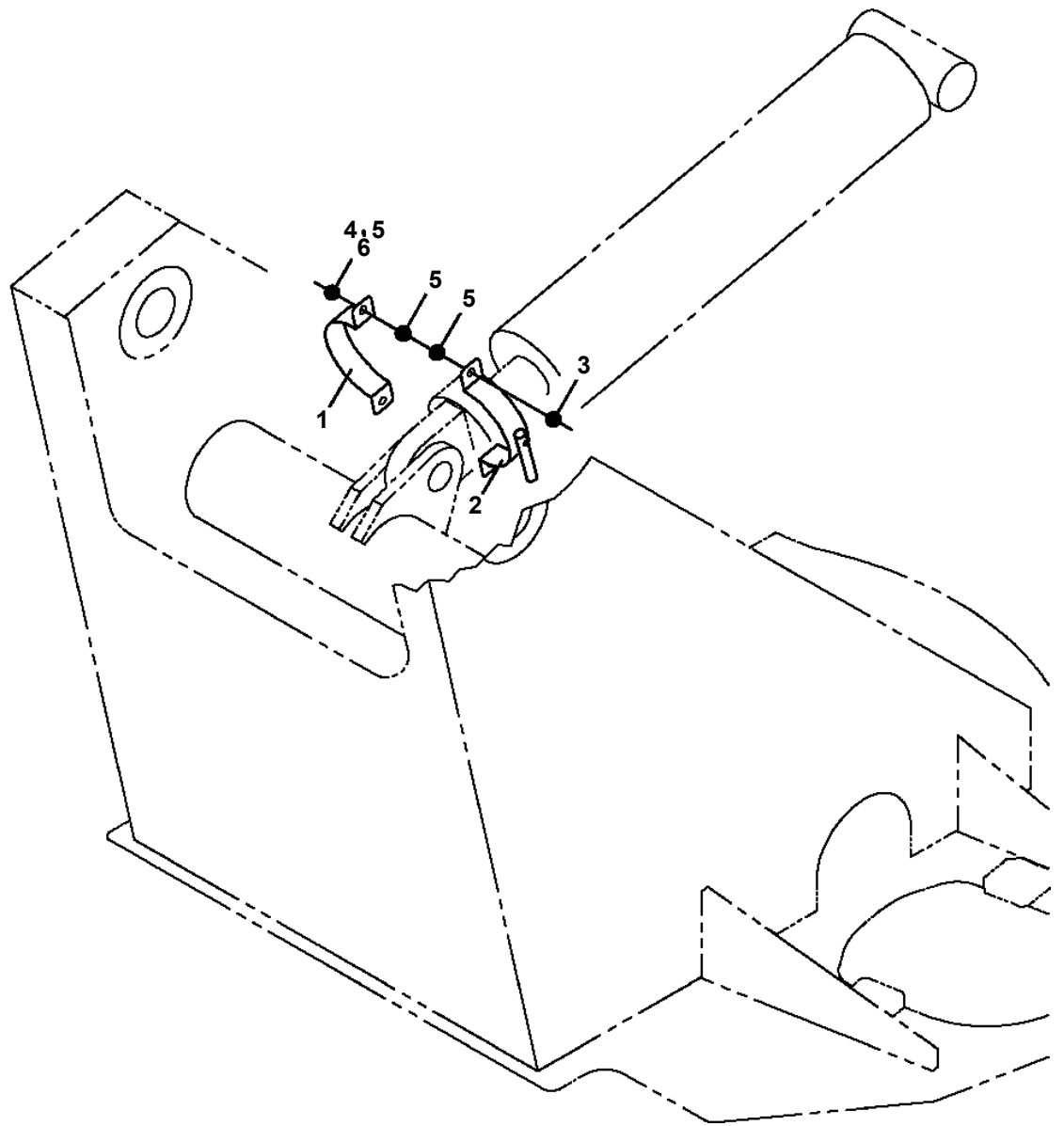


D

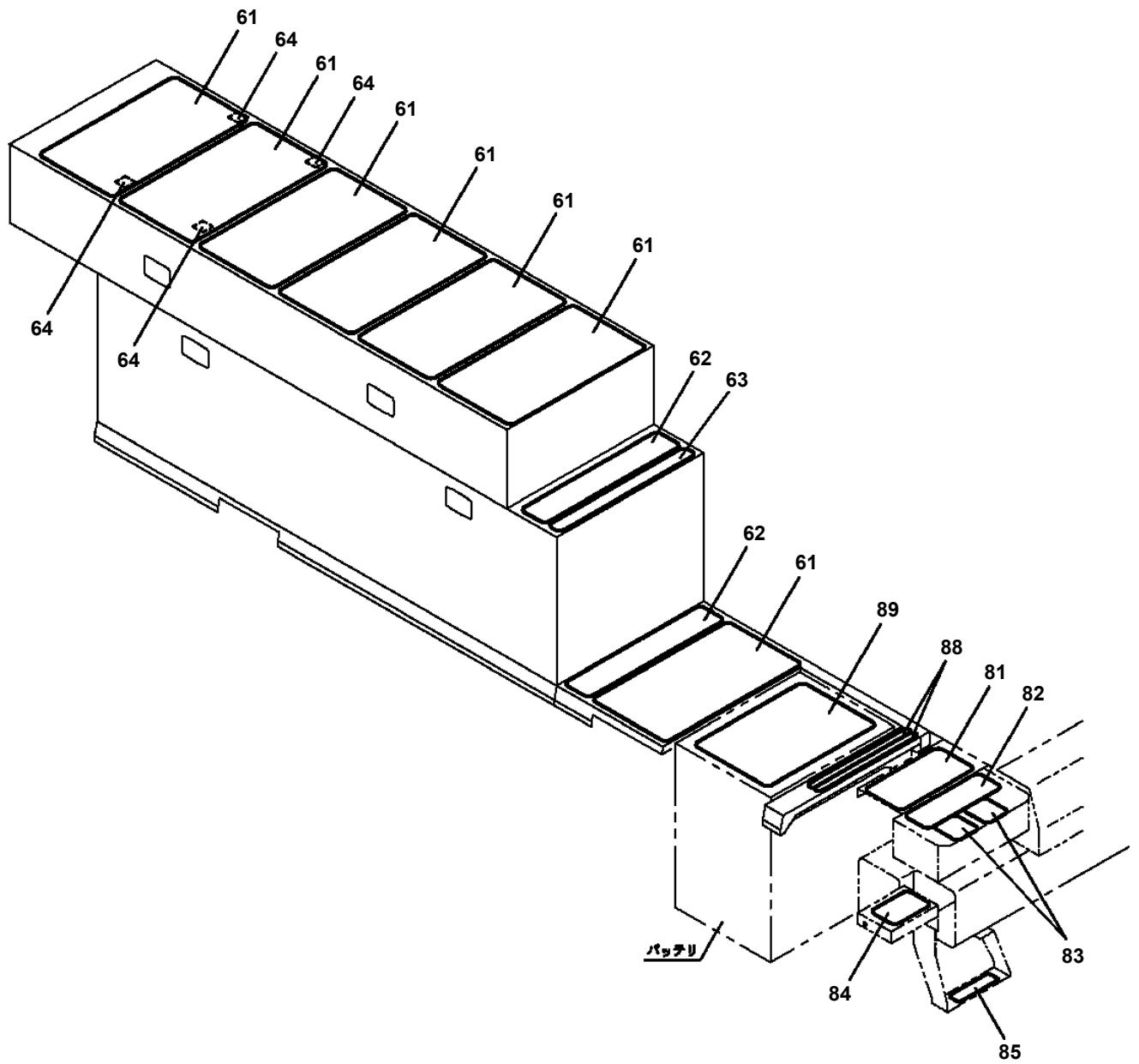


H
(8ヶ所)

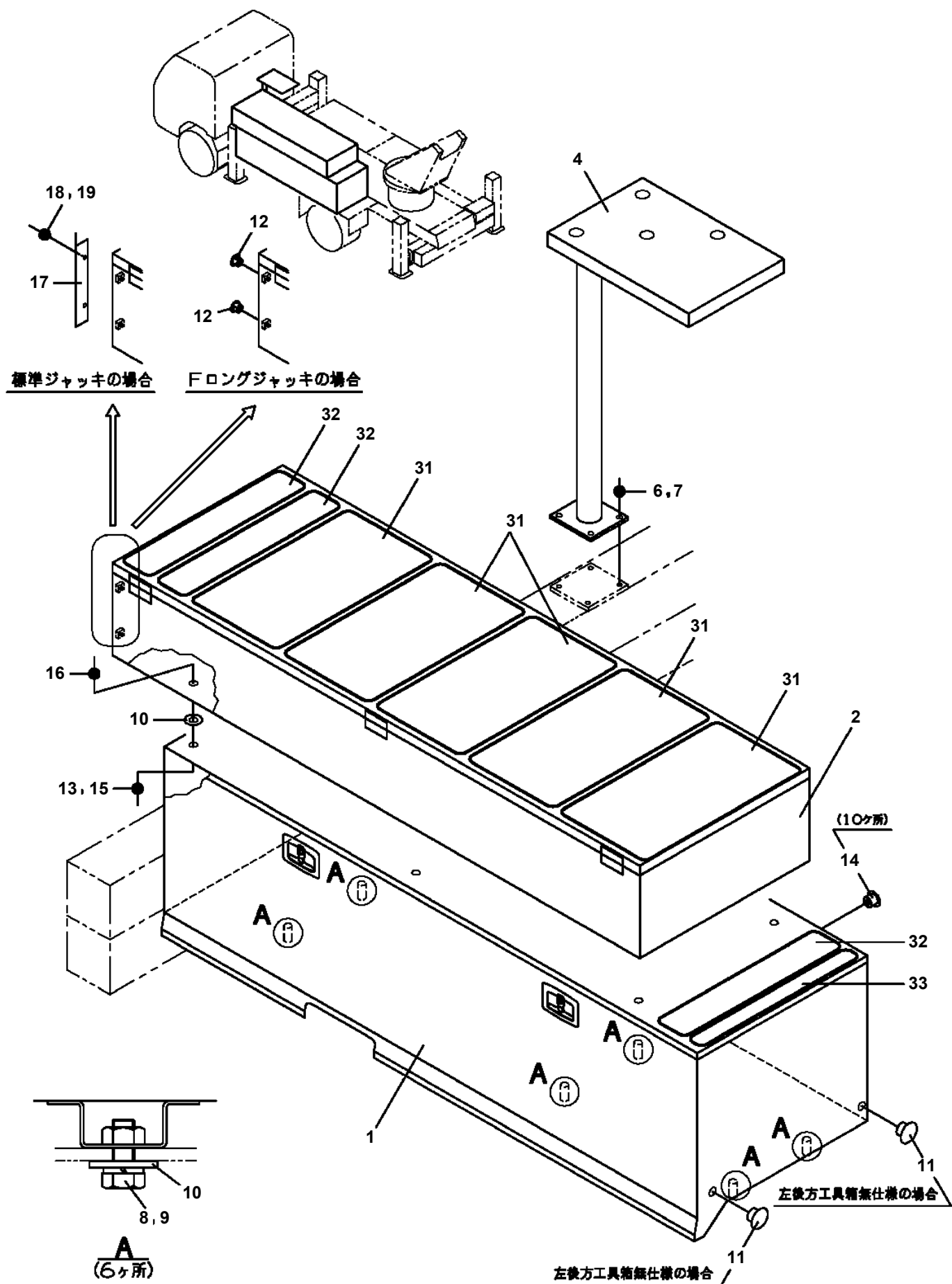
AT-146-3 43011100073 UPPER
PX5690010-00 MOUNT ASSY,SUPPORT



AT-146-3 43011100073 UPPER
PX5780078-00 MOUNT ASSY, TOOL BOX (LEFT/F:2-DECKER,R:NONE,GAS DAMPER



**AT-146-3 43011100073 UPPER
PX5780185-01 MOUNT ASSY, TOOL BOX (LEFT-FRONT:2-DECKER,LARGE STEP)**



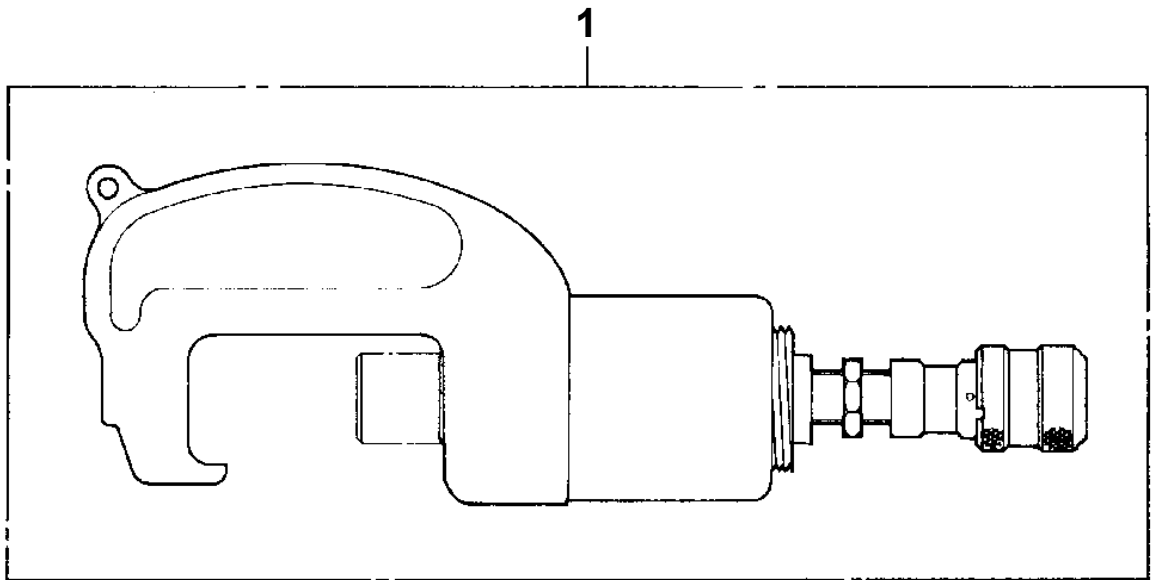
AT-146-3 43011100073 UPPER
PY1020001-10 OPTION UNIT,2

符号	日本語名称	英語名称	備考
1	クランプ ヘッド ASSY	CLAMP HEAD ASSY	電気式
7	クランプ ヘッド ASSY	CLAMP HEAD ASSY	ヘッド 単体
11	クランプ ヘッド ASSY	CLAMP HEAD ASSY	イス ミ8・ 電気式 2.5・ 三和電気4極コネクタ、四国電力向け
13	クランプ ヘッド ASSY	CLAMP HEAD ASSY	イス ミ電気式、8・、チタン ホース3・、三和電気コネクタ (四国電力向け)
14	カッタヘッド ASSY	CUTTER HEAD ASSY	イス ミ 6.4・ 電気式 2.5・
15	カッタヘッド ASSY	CUTTER HEAD ASSY	イス ミ 6.4・ ヘッド 単体
16	カッタヘッド ASSY	CUTTER HEAD ASSY	イス ミ電気式、6.4・、 ホース2.5・、三和電気コネクタ (四国電力向け)
17	ホースASSY	HOSE ASSY	700塩・・、エアハ ルン (小) 付
20	ホースASSY	HOSE ASSY	700塩・・
22	ホースASSY	HOSE ASSY	700塩・・、両端メス
24	ホースASSY	HOSE ASSY	エアハ ルーン
25	スイッチASSY	SWITCH ASSY	電気式フ ースタリモコンスイッチ
29	スイッチASSY	SWITCH ASSY	フツスイッチ (フ ースタSW) 三和製コネクタ、4極
30	ドリルASSY	DRILL ASSY	スタンレー ホース 2.5・
31	レンチ、インパクト	WRENCH, IMPACT	スタンレー ホース 2.9・
32	フ ルーナASSY	PRUNER ASSY	スタンレー ホース 2.0・
33	アームASSY	ARM ASSY	
34	アームASSY	ARM ASSY	活線仮アーム用L型金物 垂直搬送用リンク付
39	ロープ ASSY	ROPE ASSY	1.5・フック付 10
40	ロープ ASSY	ROPE ASSY	0.5m・8字環付
43	ロープ ASSY	ROPE ASSY	東京電力仕様金具付0.5m
44	ハンガー	HANGER	ハ ケット用物吊り
48	ボックス、ツール	BOX, TOOL	ハ ケット用物入れ (FRP)
49	ボックス、ツール	BOX, TOOL	ハ ケット用物入れ (FRP) シキリ付、 巾370X奥行100X高140
51	ステップ	STEP	乗降り用ステップ
52	ステップ	STEP	高さ560 ハ ケットインナ用
53	ステップ	STEP	高さ560 ハ ケット両面用
54	カバー	COVER	作業灯布製カバー
55	カバー	COVER	ユアテック向け クランプ ASSY (シ フ アーム) 用カバー
56	サポートASSY	SUPPORT ASSY	シ フ 後端金具一式
57	サポートASSY	SUPPORT ASSY	東京電力向け シ フ 後端金具一式

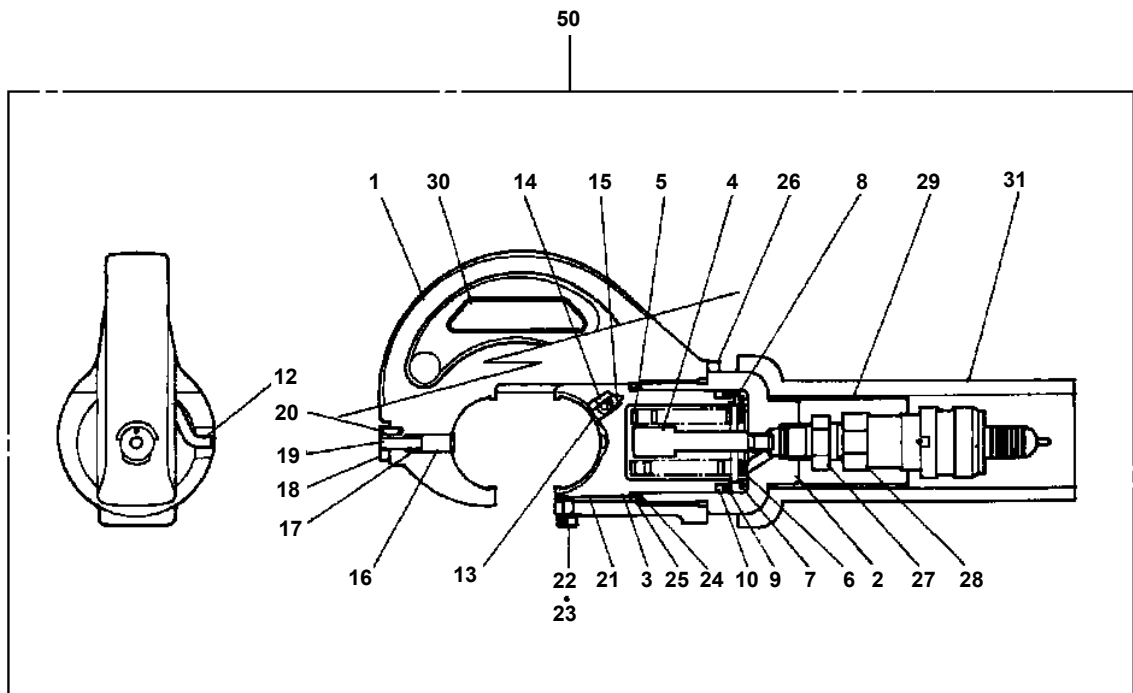
適用製造番号によっては取り付けがないものもあります。

MACHINES OF SOME SERIAL NO. ARE NOT EQUIPPED WITH THESE PARTS.

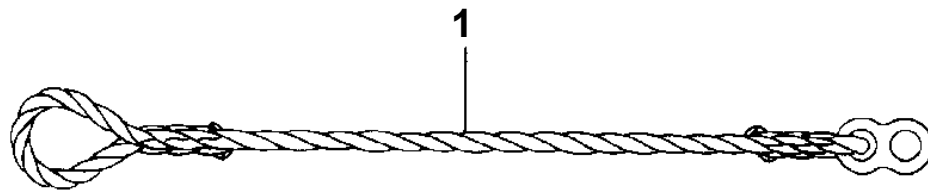
**AT-146-3 43011100073 UPPER
PY1050005-00 CLAMP HEAD (O.D.K 10TON ELECTRIC)**



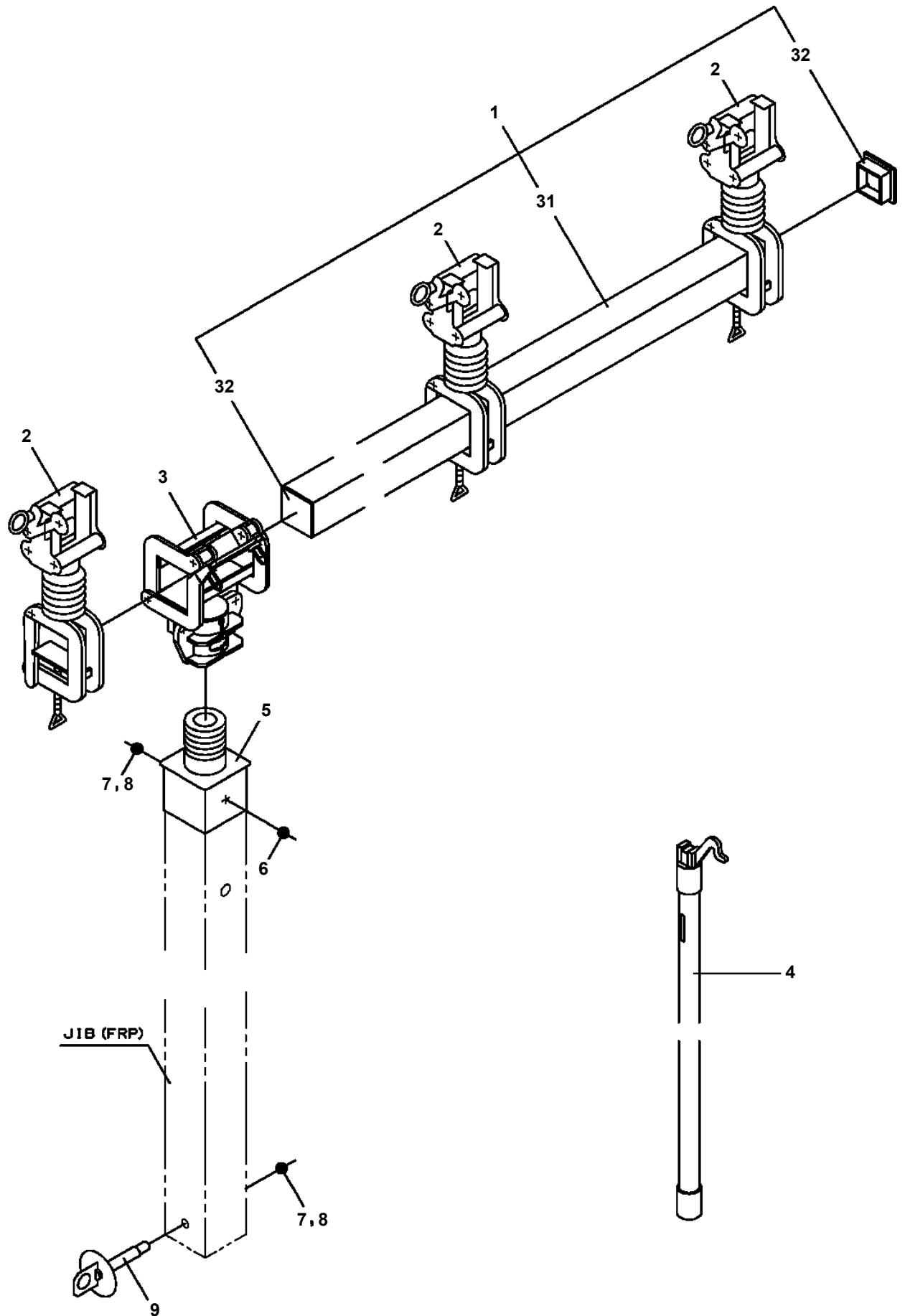
**AT-146-3 43011100073 UPPER
PY1050012-00 CLAMP HEAD (SANWA,12TON,TITANIUM)**



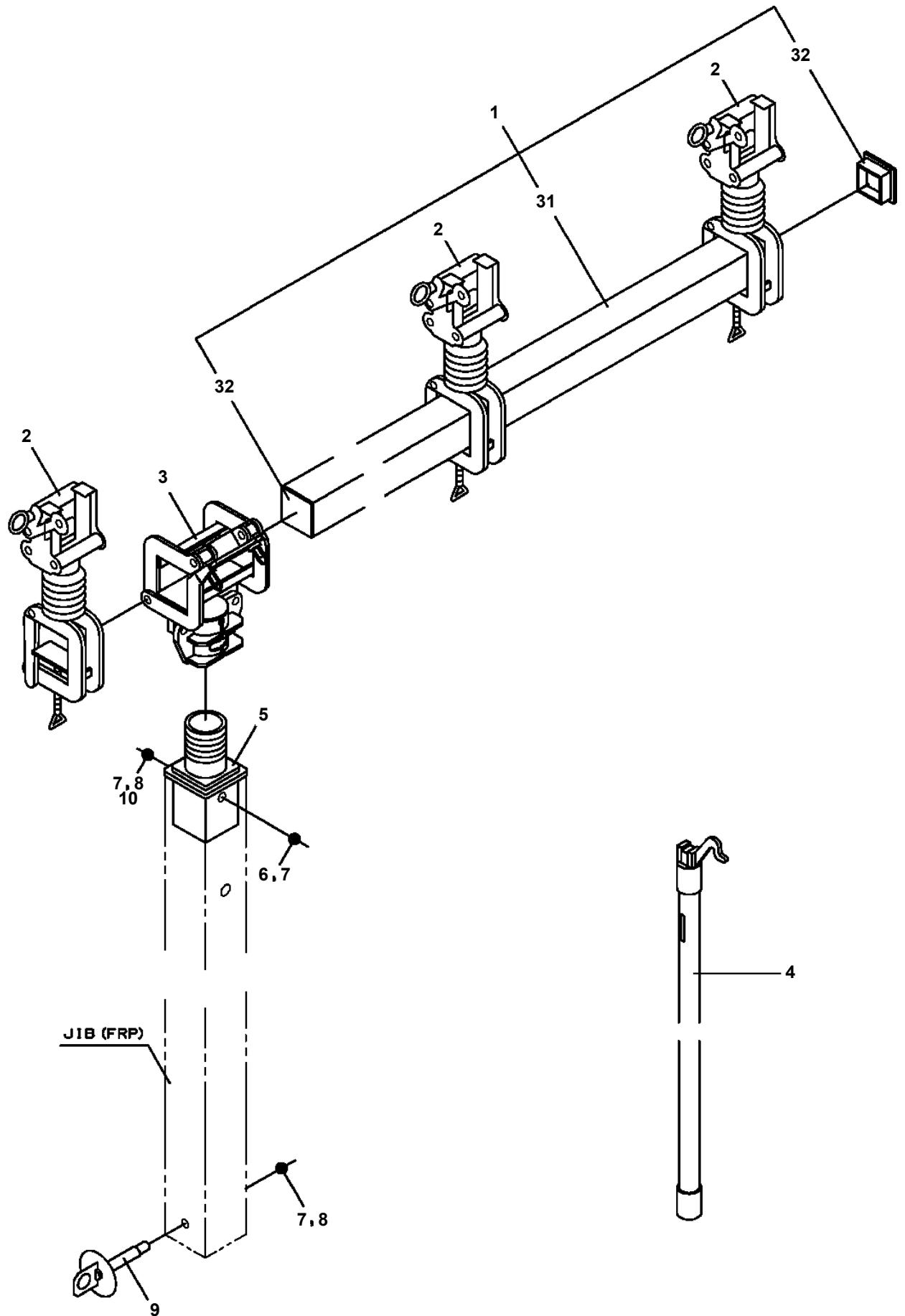
**AT-146-3 43011100073 UPPER
PY1070000-00 ROPE (SAFETY, YELLOW:TD-TYPE)**



AT-146-3 43011100073 UPPER
PY1080032-00 ARM



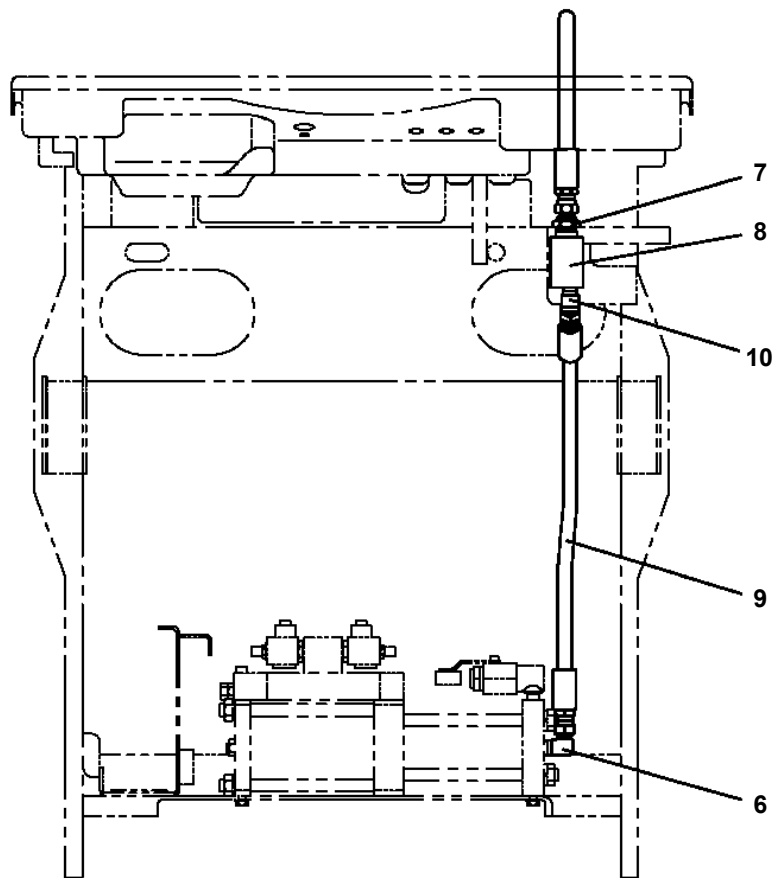
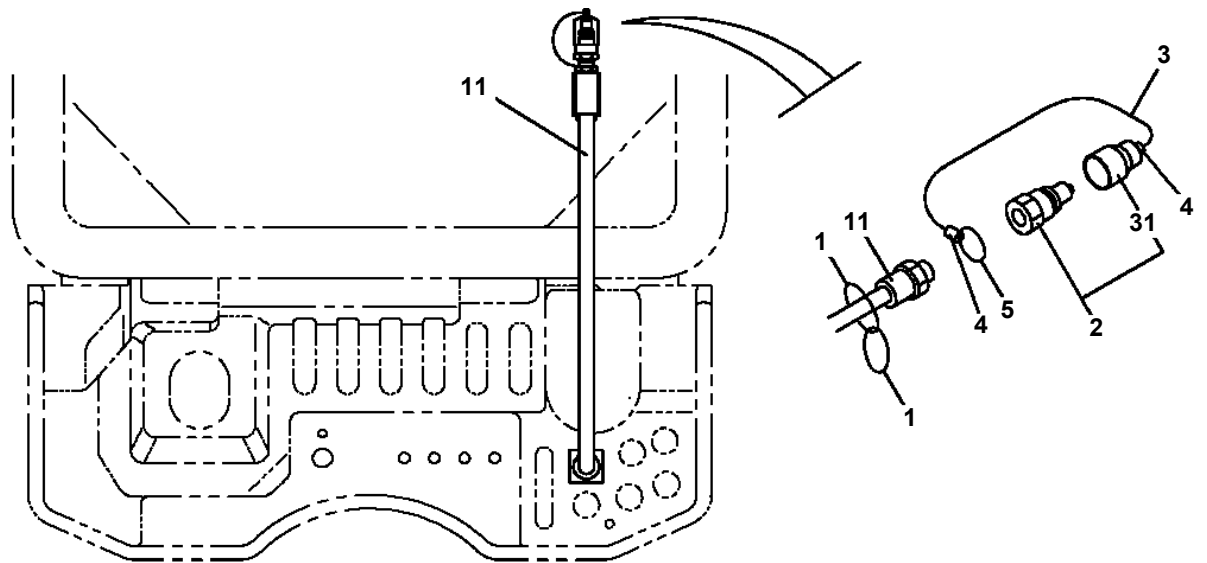
AT-146-3 43011100073 UPPER
PY1080037-00 ARM (HOLDER WITH INSULATOR, FOUR FACE ROLLER, HOT STICK)



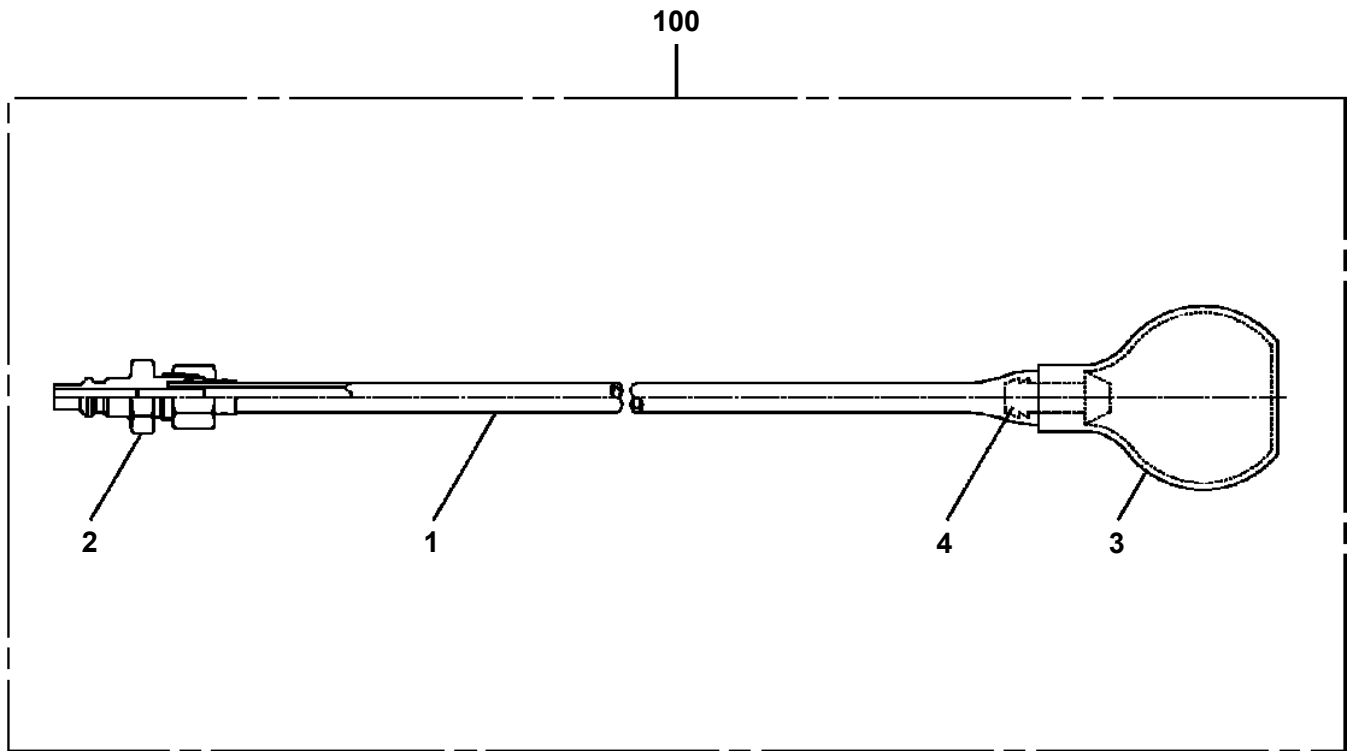
AT-146-3 43011100073 UPPER
PY1160234-00 BOOSTER (ELEC.,SANWA)

指示番号 KEY NO.	ブースタ (エレキ, サンワ) BOOSTER (ELEC., SANWA)
1	ブースタ BOOSTER
2	ハイセンASSY ELEC. ASSY
3	パイピング, ブースタ PIPING, BOOSTER

**AT-146-3 43011100073 UPPER
PY1580028-00 PIPING,BOOSTER**

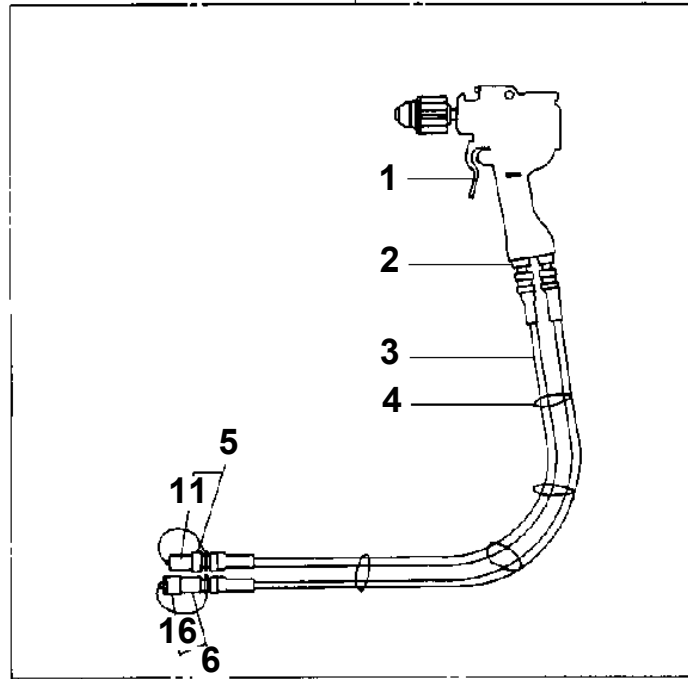


**AT-146-3 43011100073 UPPER
PY1590006-00 HOSE,BOOSTER (LARGE,AIR BALLOON ONLY)**

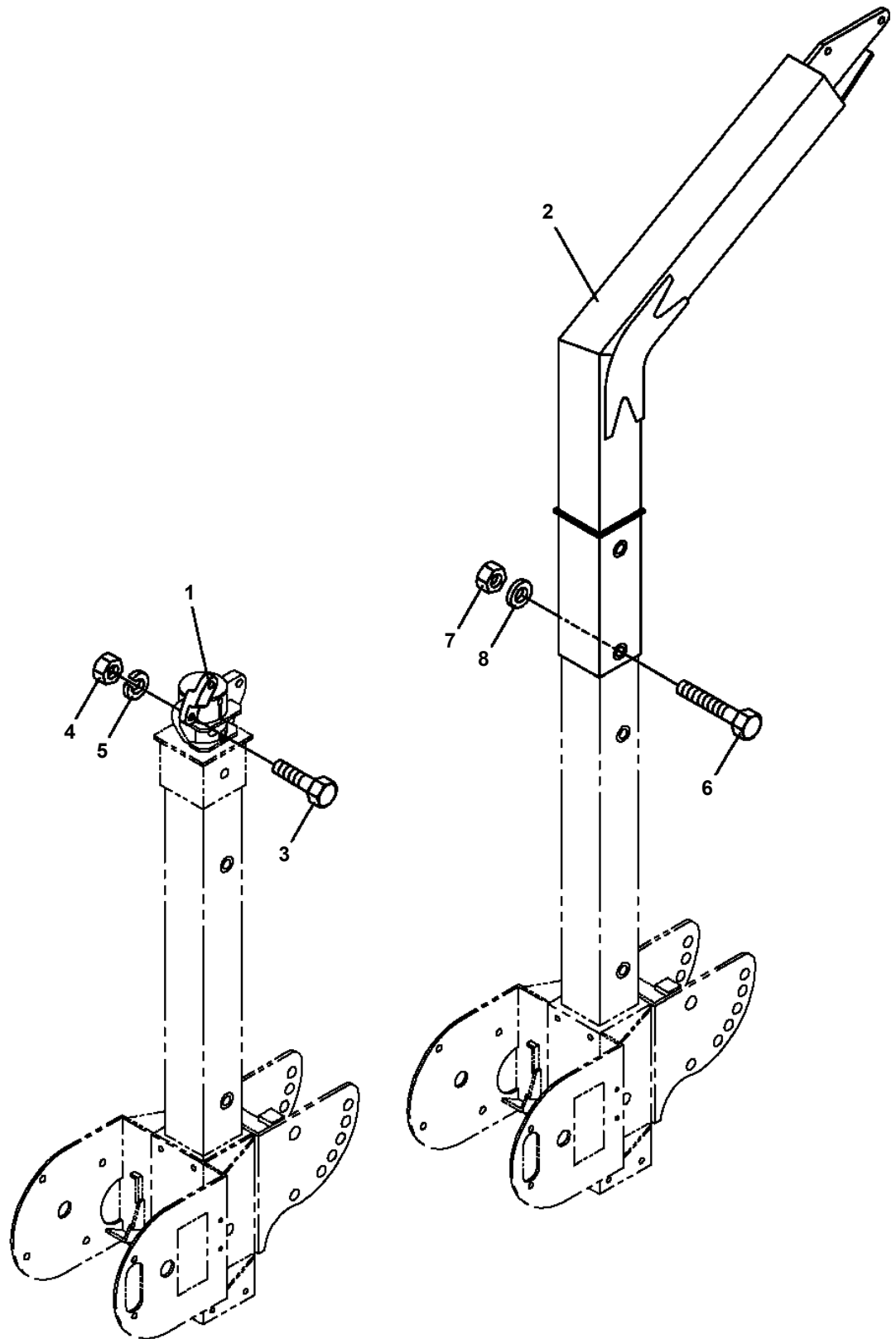


**AT-146-3 43011100073 UPPER
PY1640000-01 DRIL, HYDRAULIC**

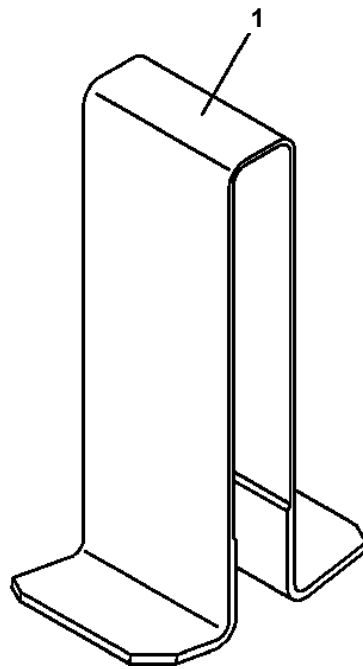
20



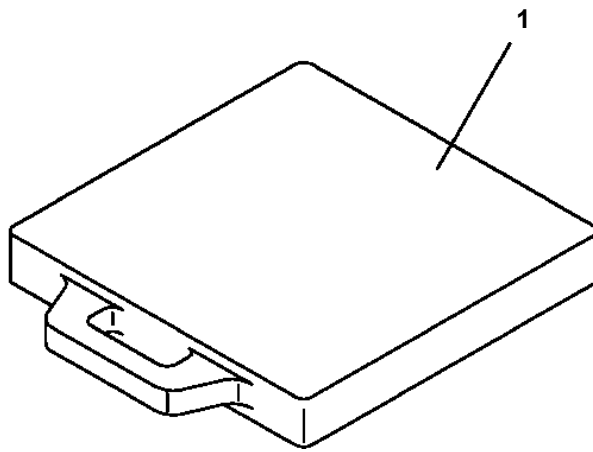
**AT-146-3 43011100073 UPPER
PY1660000-00 ARM, ATTACHMENT (L-TYPE JIB)**



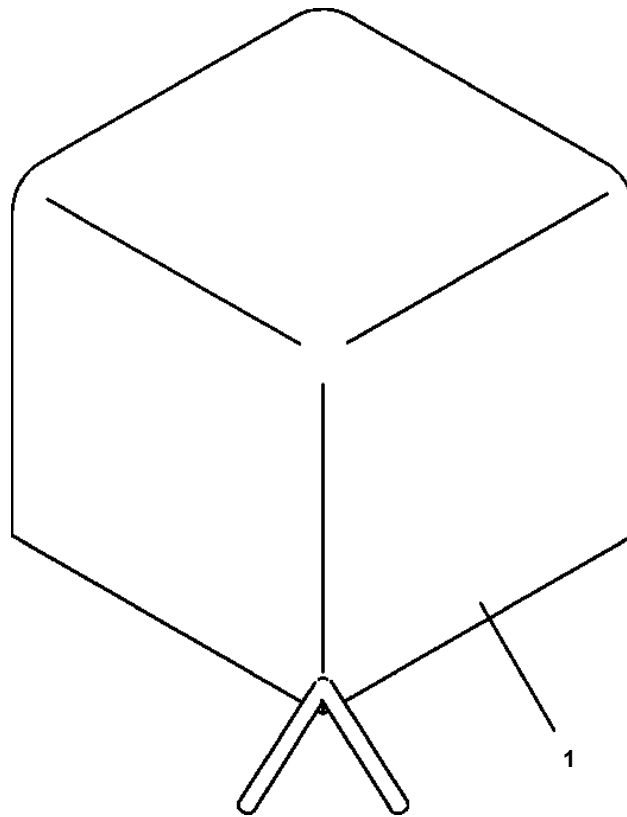
**AT-146-3 43011100073 UPPER
PY1760005-00 STEP,BUCKET**



**AT-146-3 43011100073 UPPER
PY1930004-00 BLOCK,RUBBER (WAZUMI)**



**AT-146-3 43011100073 UPPER
PY2130001-00 COVER,LAMP (WORKING)**



CLICK HERE TO **DOWNLOAD** THE COMPLETE MANUAL

- Thank you very much for reading the preview of the manual.
- You can download the complete manual from: www.heydownloads.com by clicking the link below



- Please note: If there is no response to CLICKING the link, please download this PDF first and then click on it.

CLICK HERE TO **DOWNLOAD** THE COMPLETE MANUAL