

**AT-147-4 43010231821 UPPER,LOWER,HINO 2KG-XZU600F-TKFSE6**

**PB0000300-00 UPPER STRUCTURE SYSTEM**

**PB0000504-00 LOWER STRUCTURE SYSTEM**

**ASSEMBLY**

CLICK HERE TO **DOWNLOAD** THE COMPLETE MANUAL

- Thank you very much for reading the preview of the manual.
- You can download the complete manual from: [www.heydownloads.com](http://www.heydownloads.com) by clicking the link below



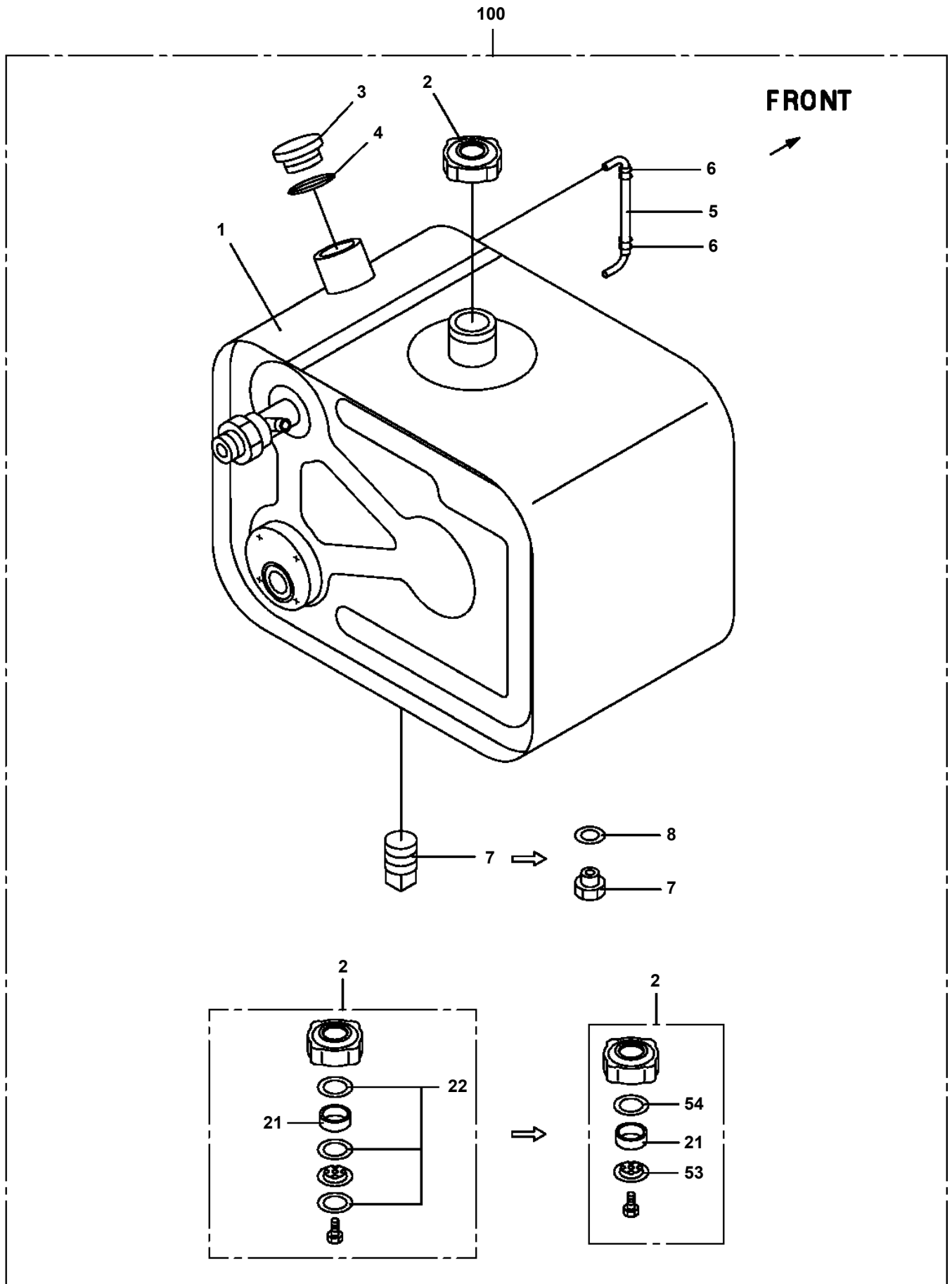
- Please note: If there is no response to CLICKING the link, please download this PDF first and then click on it.

CLICK HERE TO **DOWNLOAD** THE COMPLETE MANUAL

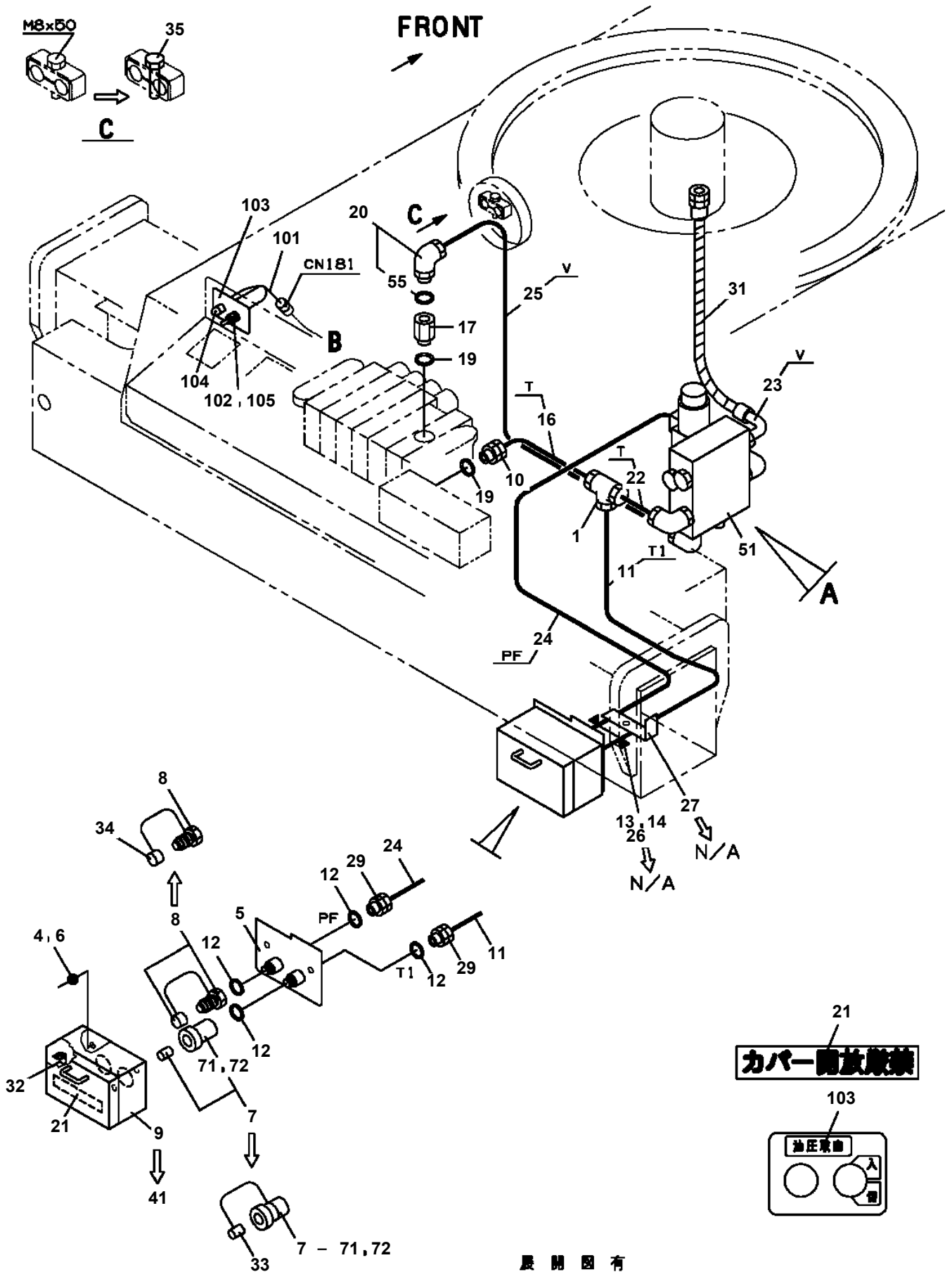
# AT-147-4 43010231821 UPPER,LOWER,HINO 2KG-XZU600F-TKFSE6

PS5080023-00 SELECTOR ASSY,BOOSTER (AIR,40T,TEMPORARY HOLD)  
PS5080025-00 SELECTOR ASSY,BOOSTER (AIR X 1,40T,TEMPORARY HOLD)  
PS5150001-00 SHACKLE  
PS5290009-00 SPEED REDUCER ASSY  
PS5420154-01 SUPPORT ASSY  
PS5420157-00 SUPPORT ASSY (WINCH,JIB)  
PS5420413-00 SUPPORT ASSY (GUARD NET)  
PS5420551-00 SUPPORT ASSY (TEMPORARY ARM)  
PS5420552-00 SUPPORT ASSY  
PS5420566-00 SUPPORT ASSY (WINCH JIB/FRAME REINFORCEMENT)  
PS5510051-00 SWING FRAME ASSY  
PS5530103-00 SWITCH ASSY (3M,ELECTLIC BOOSTER REMOCON)  
PS5530117-00 SWITCH ASSY (ELEC.BOOSTER, REMOTE:2M,NANABOSI,KASUGA)  
PS5530288-00 SWITCH ASSY (ELEC.BOOSTER, REMOTE:3M,NANABOSI,KASUGA)  
PS5530289-00 SWITCH ASSY (ELEC.BOOSTER, REMOTE:5M,NANABOSI,KASUGA)  
PS5530302-00 SWITCH ASSY  
PS5530373-00 SWITCH ASSY (SAFETY ROPE INTERLOCK,WITHOUT SELECTOR SW)  
PS5530374-00 SWITCH ASSY (SAFETY ROPE INTERLOCK,WITHSELECTOR SW)  
PS5530430-00 SWITCH ASSY  
PS5550005-00 SUPPORT (7 DEGREES ANGLE METER MOUNTING)  
PT5130074-00 TELESCOPE ASSY  
PT5170006-00 TERMINAL ASSY  
PT5360018-00 TOOL BOX,LEFT (L SPEC.)  
PT5370008-02 TOOL BOX,RIGHT (L SPEC.)  
PV1300014-00 CABLE  
PV5060026-00 VALVE ASSY,CONTROL  
PV5070007-00 VALVE ASSY,COUNTERBALANCE  
PV5140019-00 VALVE ASSY,RELIEF  
PV5170004-00 VALVE ASSY,SELECTOR  
PV5170018-00 VALVE ASSY,SELECTOR  
PV5240009-00 VALVE ASSY,SOLENOID  
PV5240026-00 VALVE ASSY,SOLENOID  
PV5450132-00 VIEW SYSTEM  
PV5450133-00 VIEW SYSTEM  
PW1000118-00 ACCESSORIES & TOOLS  
PW1010092-00 ACCESSORIES (BUCKET INNER MAT)  
PW1010377-00 ACCESSORIES  
PW1010381-00 ACCESSORIES (WRENCH)  
PW1030047-01 TOOLS  
PW1050018-01 WEDGE (STOPPER FOR TIRE/JUSTIN)  
PW5070004-01 WINCH ASSY (MOUNT/J:WITHOUT SWIVEL FUNCTION)  
PW5110005-00 WEDGE (YELLOW)  
PX1001337-00 MOUNTING PARTS  
PX1030696-01 FENDER  
PX1130021-00 BUCKET REST  
PX1260143-01 STEP (FOR ENTRY INTO CAB)  
PX1270075-01 WOOD BLOCK (WITH RUBBER,T=80)  
PX1270086-01 WOOD BLOCK (W=350,H=80)  
PX1270113-01 WOOD BLOCK (KANSAI DENRYOKU/DETACHABLE)  
PX1270125-00 WOOD BLOCK (WITH RUBBER,T=100)  
PX1270161-01 WOOD BLOCK (KANDEN/DETACHABLE TYPE,L)  
PX1270162-00 WOOD BLOCK (KANSAI DENRYOKU/DETACHABLE)  
PX1270163-01 BLOCK,WOOD (LEFT REAR:KANSAI DENRYOKU/DETACHABLE TYPE)  
PX1270165-00 WOOD BLOCK (KANDEN/DETACHABLE TYPE,B)  
PX1310050-00 MOUNT,LAMP (BUCKET,FOR NTT,OPTION)  
PX1350832-00 BOX,TOOL  
PX1351200-01 BOX,TOOL  
PX1370303-00 GUARD,CAB  
PX1410231-01 MOUNT,TIRE  
PX1620033-00 MOUNT,COLOR CONE SUPPORT  
PX1810287-01 MOUNT,SUPPORT  
PX1830013-00 COUPLING  
PX1830018-00 COUPLING  
PX5010367-00 MOUNT ASSY (RIGHT-REAR CONE SUPPORT)

AT-147-4 43010231821 UPPER,LOWER,HINO 2KG-XZU600F-TKFSE6  
PB1130209-02 TANK,OIL



AT-147-4 43010231821 UPPER,LOWER,HINO 2KG-XZU600F-TKFSE6  
PB1380335-03 POWER SUPPLY



展開図有  
ILLUSTRATED BREAKDOWN NO.9,41.

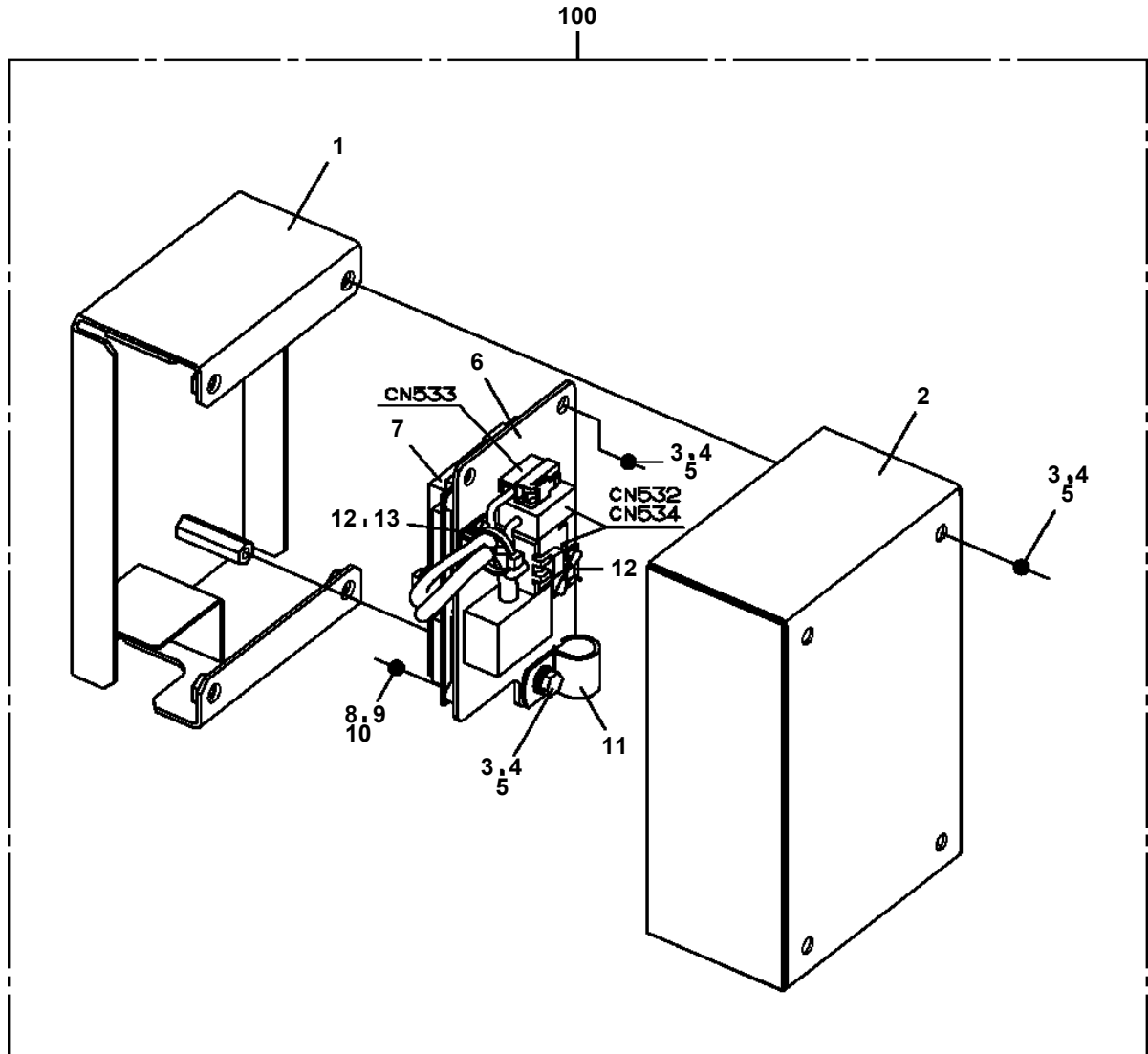
# AT-147-4 43010231821 UPPER,LOWER,HINO 2KG-XZU600F-TKFSE6

Pos No.	Parts No	Parts Name	Qty	Unit	Technical Data	Serial No (Start)	Serial No (End)
1	80305010120	FITTING,TEE	1		ZKTA15-000N		
3	90172108060	BOLT,HEXAGON SOCKET	2		M8X60		
4	90302040801	WASHER,SPRING	9		8		
5	42502960100	SUPPORT	1				
6	90131508012	BOLT,HEXAGON SOCKET <M8X12.	3				
7	80456110610	JOINT,SELF SEALING (SOCKET)	1				
8	80456120610	JOINT,SELF SEALING (PLUG)	1				
10	80305151504	FITTING,TEE	1				
11	81408000210	PIPE,STEEL	1	M	15X2.0T		
12	91002801400	O-RING	6		1B P14		
13	37000300750	SLEEVE	2		18-15		
14	90186208040	BOLT,FLANGE	1		M8X40		
16	81408000210	PIPE,STEEL	1	M	15X2.0T		
17	37000928370	JOINT	1		S,G1/2-G1/2		
18	42504680101	SUPPORT	1				
19	91002801800	O-RING	2		1B P18		
20	80303130201	FITTING,ELBOW	1		KLO15-040E		
22	81408000210	PIPE,STEEL	1	M	15X2.0T		
23	37002449160	HOSE	1		L=800		
24	81408000210	PIPE,STEEL	1	M	15X2.0T		
25	81408000210	PIPE,STEEL	1	M	15X2.0T		
26	37005700050	CLAMP	1		18X2		
27	42504680201	SUPPORT	1				
29	80302090181	FITTING	3		KCO15-030N		
30	91810130250	FASTENER	10				
31	82100001412	TUBE,SPIRAL	2	M	SE-12BK		
32	42505341000	BOOSTER	1				
33	90101208018	BOLT	4		M8X18		
34	81408000210	PIPE,STEEL	1	M	15X2.0T		
35	37002405040	HOSE	1		L=1120		
36	42344041110	ORIFICE	1				
37	37000920740	JOINT	1				
38	91002801100	O-RING	2		1B P11		
39	80400160129	JOINT	1				
40	37000931400	JOINT	1				
41	91810132530	FASTENER	8				
42	42395081120	PLATE,NAME	1				
43	91810130230	FASTENER	1				
44	80400160209	CAP	1				
45	80400160210	CAP	1				
51	42504682000	COVER ASSY	1				
61	42736711100	FITTING,FLANGE	1				
62	36645930000	VALVE,SOLENOID	1				
63	90172105050	BOLT,HEXAGON SOCKET	4		M5X50		
64	80400160130	JOINT	1		S,G1/2-G3/8		
65	91002801800	O-RING	5		1B P18		
66	80316070040	PLUG	2		PF1/4		
67	91002801100	O-RING	2		1B P11		
68	80303130181	FITTING,ELBOW	1		KLO15-030E		
69	80303130201	FITTING,ELBOW	2		KLO15-040E		
70	36604750000	VALVE,RELIEF	1				
71	80400160131	JOINT	1				
81	91071011500	O-RING	1		Y22550-115-A		
82	91470000600	RING,BACKUP	1		Y22021-06		
91	42504682100	COVER	1				
92	42504682200	SUPPORT	1				
93	90201500300	NUT	12		M3		
94	80172803008	SCREW,MACHINE	12		M3X8		
95	90302510301	WASHER,SPRING (SUS 3)	12				
96	90303520301	WASHER,PLAIN	2		3		
97	82480001103	CATCH	1				
98	82400000393	INSULATOR	1				
99	82464102700	HINGE	2				

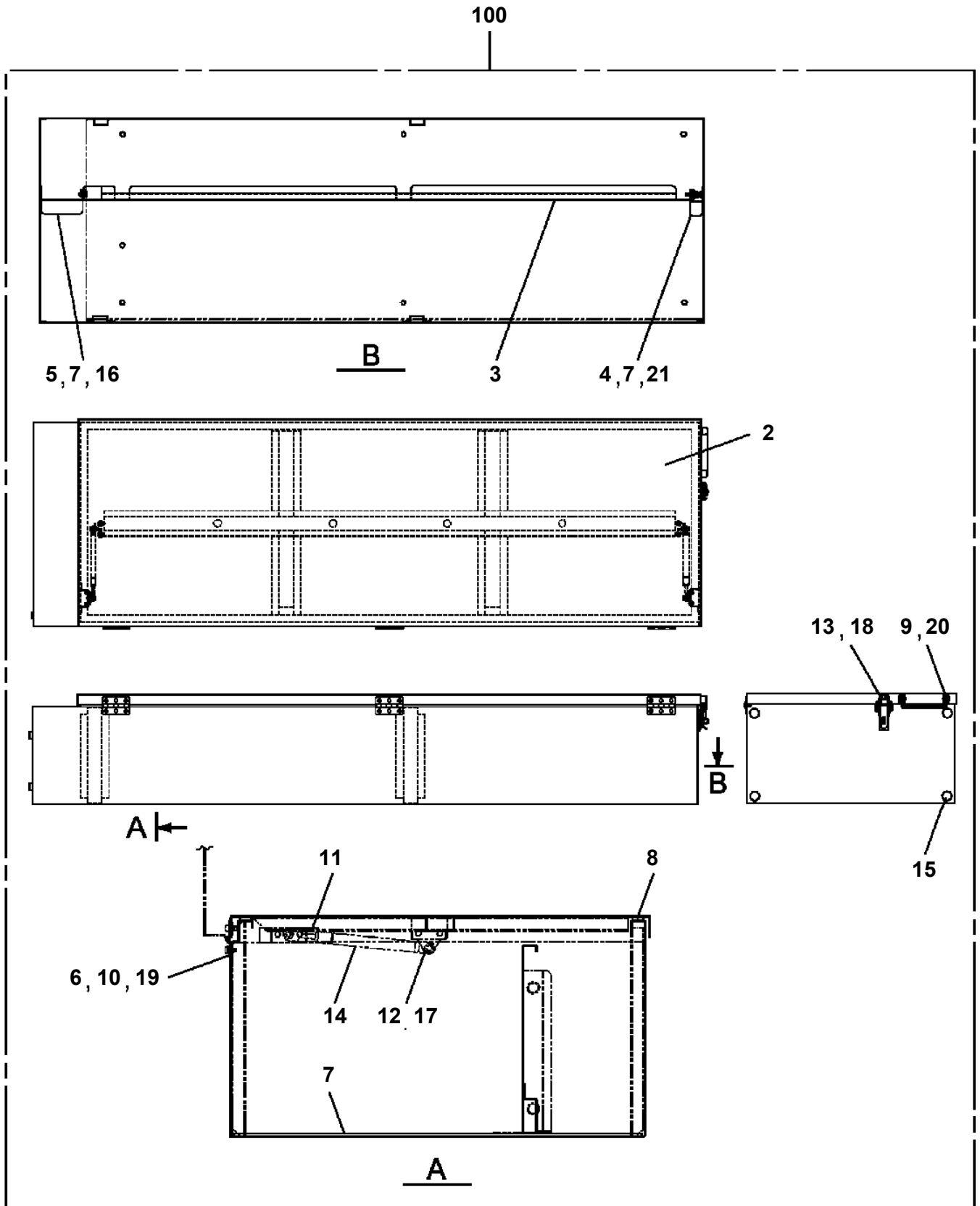
# AT-147-4 43010231821 UPPER,LOWER,HINO 2KG-XZU600F-TKFSE6

Pos No.	Parts No	Parts Name	Qty	Unit	Technical Data	Serial No (Start)	Serial No (End)	Re
68	37002010340	PLATE,SLIDE	2					
69	90180210016	BOLT,BUTTON	8		M10X16			
70	37000176290	PIN	1					
71	90180212030	BOLT,BUTTON	4		M12X30			
72	42203170100	SHEAVE ASSY	1					
73	80602110300	RING,RITAINING	2		R30			
74	31630482500	CAP	6					
75	90303071201	WASHER,PLAIN	4		12			
76	80602110400	RING,RITAINING	2		R40			
77	37000176300	PIN	2					
78	80601110400	RING,RITAINING	2		S40			
79	37000176310	PIN	1					
80	37000403580	BEARING,PLAIN (DAIDO METAL)	2					
81	42202590300	PLATE	2					
82	42202700200	SUPPORT	1					
83	90303071001	WASHER,PLAIN	6		10			
84	90171116050	BOLT	10		M16X50			
85	90309341601	WASHER,CONICAL SPRING	20		16			
86	90171116040	BOLT	10		M16X40			
87	90171112035	BOLT	2		M12X35			
88	90202481200	NUT	4		M12			
89	37002018080	PLATE,SLIDE	2					
90	37002018100	PLATE,SLIDE	4					
91	37000513150	PLATE	N		T=0.5			
92	90201781200	NUT	2		M12			
93	90302041201	WASHER,SPRING	6		12			
94	89631601000	HOSE,VINYL	1	M	15X20,1M			
95	91810130240	FASTENER	2					
96	90202481600	NUT	4		M16			
97	90174110030	BOLT	2		M10X30			
98	37000573180	PLATE	1					
99	37000144700	PIN	1					
100	90174110020	BOLT	2		M10X20			
101	37000524070	PLATE	1		T=6			
102	42202700020	PIN	1					
103	42201520030	ROLLER	2					
104	42202120100	PLATE	2					
105	37002019410	PLATE,SLIDE	2					
106	37000588320	PLATE	N		T=0.6			
107	37000588330	PLATE	N		T=0.6			
108	42203200010	PLATE	N		T=0.2			
109	42203200020	PLATE	N		T=0.2			
131	42202701103	FRAME	1					
132	42202701202	JOINT	1					
133	42202701302	JOINT	1					
151	42201700110	ROLLER ASSY	1					
152	37000180121	PIN	1					
153	90238402408	NUT,CASTLE	1		M24			
154	90303072401	WASHER,PLAIN	1		24			
155	80136350045	PIN,SPLIT	1		5X45			
172	80513006012	BEARING,BALL	2					
173	80612110950	RING,RITAINING	2		AR95			
191	37002011650	PLATE,SLIDE	2					
192	42201460370	PLATE	N		T=0.8			
193	80184306020	SCREW,MACHINE	2		M16X20			
194	42202050310	RETAINER	2					
232	80513006206	BEARING,BALL	2					
251	80801003012	BEARING,PLAIN	2					
252	80601110250	RING,RITAINING	4		S25			
253	42201700120	PLATE	2					
254	37000179820	PIN	2					
255	42201700150	ROLLER ASSY	2					
256	37000312280	SPACER	4					

AT-147-4 43010231821 UPPER,LOWER,HINO 2KG-XZU600F-TKFSE6  
PB5260167-00 BOX ASSY



AT-147-4 43010231821 UPPER,LOWER,HINO 2KG-XZU600F-TKFSE6  
PB5410007-00 BOX,TOOL



# AT-147-4 43010231821 UPPER,LOWER,HINO 2KG-XZU600F-TKFSE6

Pos No.	Parts No	Parts Name	Qty	Unit	Technical Data	Serial No (Start)	Serial No (End)	Remarks
2	42910477510	DOOR	1					
	42910477510	DOOR	1					
3	42910477520	RACK	1					
	42910477520	RACK	1					
4	42839117730	SUPPORT	4					
	42839117730	SUPPORT	4					
5	42836317920	PLATE	3					
	42836317920	PLATE	3					
6	42836317930	PLATE	3					
	42836317930	PLATE	3					
7	42910477530	MAT	1					
	42910477530	MAT	1					
8	42831877540	INSULATOR	2					
	42831877540	INSULATOR	2					
9	42839787530	SEAL	6					
	42839787530	SEAL	6					
10	42836317950	WEATHER STRIP	4	M				
	42836317950	WEATHER STRIP	4	M				
11	42833077610	BUSH	5					
	42833077610	BUSH	5					
12	42835867870	CATCH	1					
	42835867870	CATCH	1					
13	42838117510	CATCH	1					
	42838117510	CATCH	1					
14	42835487650	HINGE	3					
	42835487650	HINGE	3					
15	42835797580	PLUG (HOLE)	4					
	42835797580	PLUG (HOLE)	4					
16	32830487740	SCREW,MACHINE (SEMS)	2		M4X10			
	32830487740	SCREW,MACHINE (SEMS)	2		M4X10			
17	42835837600	SCREW,MACHINE	6		M5X12			
	42835837600	SCREW,MACHINE	6		M5X12			
18	80175805012	SCREW,MACHINE	9		M5X12			
	80175805012	SCREW,MACHINE	9		M5X12			
100	42910472000	BOX,TOOL	1					
	42910472000	BOX,TOOL	1					

# AT-147-4 43010231821 UPPER,LOWER,HINO 2KG-XZU600F-TKFSE6

Pos No.	Parts No	Parts Name	Qty	Unit	Technical Data	Serial No (Start)	Serial No (End)	Remarks	Pa
1	90209202200	NUT	1		M22				
2	90302042201	WASHER,SPRING (22)	1						
3	90303072201	WASHER,PLAIN	1		22				
4	91684006000	PACKING	2						
5	91431205001	RING,BACKUP	2						
6	91002802500	O-RING	1		1B P25				
7	91302206000	BEARING,PLAIN	2						
8	36034700060	PISTON	1						
9	36035100200	ROD	1						
10	36035100100	CYLINDER	1						
11	91002905500	O-RING	1		1B G55				
12	91694004000	PACKING	1						
13	91410204001	RING,BACKUP	1						
14	91660004001	SEAL,DUST	1						
15	36034700300	COVER,ROD	1						
16	91002906000	O-RING	1		1B G60				
50	36034709900	PACKING SET	1		40X60				
100	36035100000	CYLINDER,JACK	1						

**AT-147-4 43010231821 UPPER,LOWER,HINO 2KG-XZU600F-TKFSE6**

Pos No.	Parts No	Parts Name	Qty	Unit	Technical Data	Serial No (Start)	Serial No (End)	R
1	36132155010	PLATE (BASE)	1					
2	36132155020	CASE	1					
3	36132155030	COVER	1					
8	36132155080	BRACKET	1					
9	36131805010	PACKING	1					
10	36131745010	POTENTIOMETER	1					
11	36132155090	GEAR	1					
12	36132155100	GEAR	1					
13	36132155110	WIRE ASSY	1					
14	36132155120	CORD ASSY	1					
51	36132155140	SPRING ASSY	1					
100	36132150000	DETECTOR,OUTRIGGER LENGTH	1					

**AT-147-4 43010231821 UPPER,LOWER,HINO 2KG-XZU600F-TKFSE6**

Pos No.	Parts No	Parts Name	Qty	Unit	Technical Data	Serial No (Start)	Serial No (End)
1	42972380000	CLAMP HEAD ASSY (YONDENKO/SAFETY HOSE)	1				

**AT-147-4 43010231821 UPPER,LOWER,HINO 2KG-XZU600F-TKFSE6**

Pos No.	Parts No	Parts Name	Qty	Unit	Technical Data	Serial No (Start)	Serial No (End)	Remarks	Pages
1	42502890102	COVER	1						
2	42511760100	COVER	2						
3	90183108030	BOLT	12		M8X30				
4	90270200800	NUT	12		M8				
5	90303070801	WASHER,PLAIN	12		8				

**AT-147-4 43010231821 UPPER,LOWER,HINO 2KG-XZU600F-TKFSE6**

Pos No.	Parts No	Parts Name	Qty	Unit	Technical Data	Serial No (Start)	Serial No (End)	Remarks	Pages
1	42974540100	COVER	1						

**AT-147-4 43010231821 UPPER,LOWER,HINO 2KG-XZU600F-TKFSE6**

Pos No.	Parts No	Parts Name	Qty	Unit	Technical Data	Serial No (Start)	Serial No (End)	Remarks	Pages
1	42443101310	PLATE	1						
3	42443101271	BLADE	1						
4	42443101281	SUPPORT	1						
5	80172304014	SCREW,MACHINE	4		M4X14				
6	90302040401	WASHER,SPRING	4		4				
7	90201200400	NUT	4		M4				
8	42443100800	PLATE	1						
9	42443100950	PLATE	1						
100	42443101205	COVER ASSY	1						

**AT-147-4 43010231821 UPPER,LOWER,HINO 2KG-XZU600F-TKFSE6**

Pos No.	Parts No	Parts Name	Qty	Unit	Technical Data	Serial No (Start)
1	36623930000	VALVE,PILOT CHECK	1			
2	91002801000	O-RING	2		1B P10	
3	36054430000	CYLINDER ASSY (LIFT,BUCKET FRAME)	1			
6	90180210035	BOLT,BUTTON	2		M10X35	
100	42268804001	CYLINDER ASSY (LIFT,BUCKET FRAME WITH VALVE)	1			

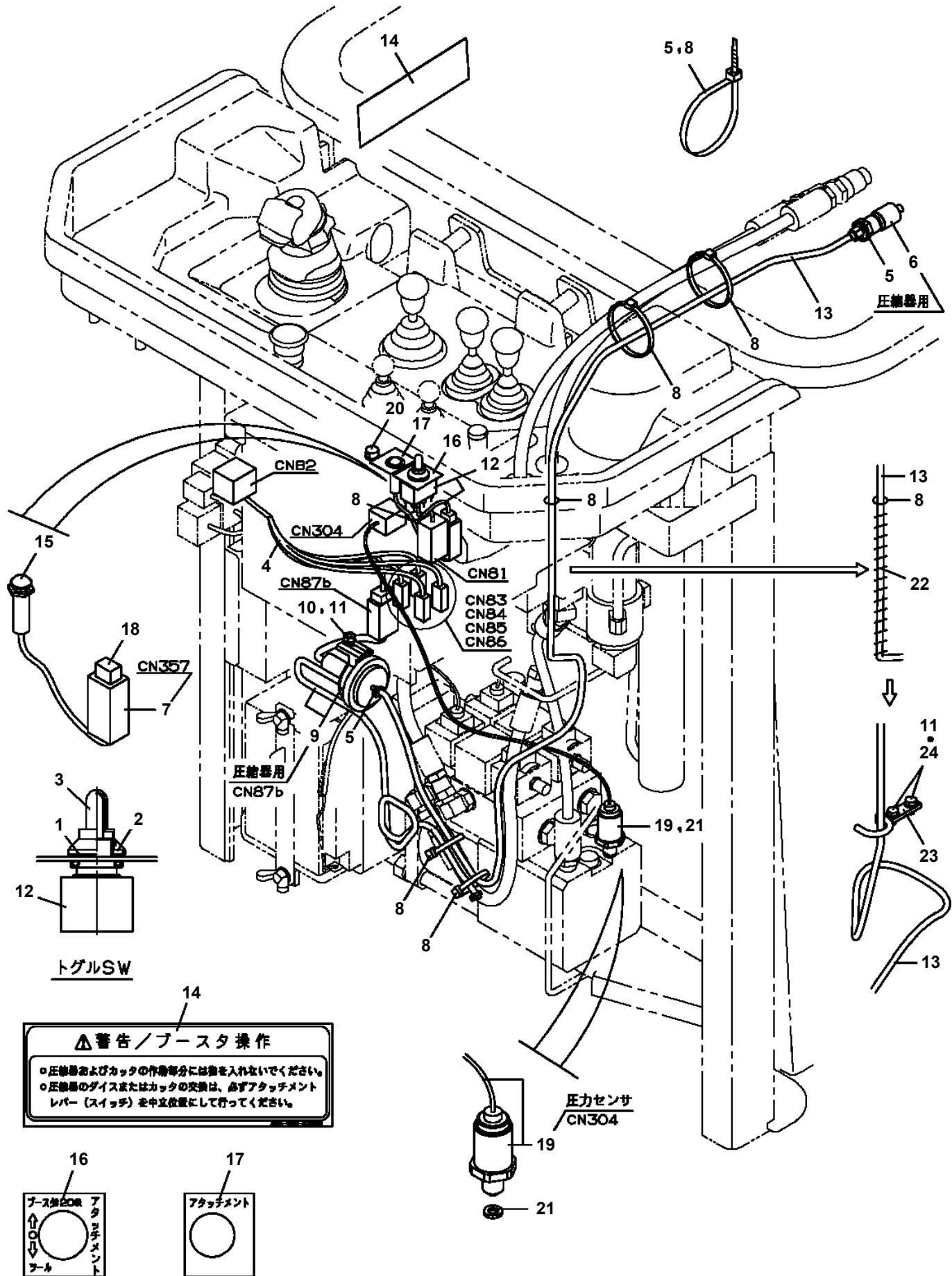
**AT-147-4 43010231821 UPPER,LOWER,HINO 2KG-XZU600F-TKFSE6**

Pos No.	Parts No	Parts Name	Qty	Unit	Technical Data	Ser
1	(*****)	SWING FRAME ASSY	1			
2	(*****)	SWING UNIT	1			
3	(*****)	DERRICK ASSY	1			
4	4249146000	LEVELING ASSY,LOWER	1			
5	(*****)	PIPING ASSY,SWING FRAME	1			
6	(*****)	ELEC.ASSY,SWING FRAME	1			
7	(*****)	OUTER COVERING ASSY	1			
8	(*****)	MOUNT ASSY,SUPPORT (DISTORTED DETECTION/LEVELING CYL)	1			

## AT-147-4 43010231821 UPPER,LOWER,HINO 2KG-XZU600F-TKFSE6

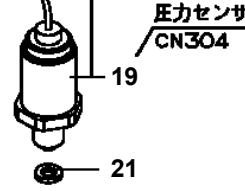
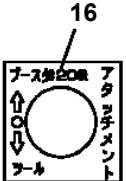
Pos No.	Parts No	Parts Name	Qty	Unit	Technical Data	Serial No (Start)	Serial No (End)	Remarks
2	42973450100	SUPPORT	1					
4	90303070801	WASHER,PLAIN	6		8			
5	42973450200	EARTH	1					
6	42970690400	SUPPORT	1					
7	90101210020	BOLT	8		M10X20			
8	90302041001	WASHER,SPRING	8		10			
9	90101208020	BOLT	6		M8X20			
10	90302040801	WASHER,SPRING	7		8			
11	90303071001	WASHER,PLAIN	8		10			
12	42970690700	SUPPORT	1					
13	37002701590	CABLE ASSY	1		30B,L=280			
14	90201200800	NUT	1		M8			
31	36160650000	REEL,CORD	1					
32	37002702730	CABLE ASSY	1		8X10000			
33	82198103050	CLIP (WITH CAP/BLACK)	1					
34	90201200500	NUT	1		M5			
35	90302040501	WASHER,SPRING	2		5			
36	90303070501	WASHER,PLAIN	2		5			
37	80173305010	SCREW,MACHINE	1					
38	80173304010	SCREW,MACHINE	1		M4X10			
39	90201200400	NUT	1		M4			
40	90302040401	WASHER,SPRING	1		4			
41	90303070401	WASHER,PLAIN	1		4			

AT-147-4 43010231821 UPPER,LOWER,HINO 2KG-XZU600F-TKFSE6  
 PE5020855-02 ELEC.ASSY (BOOSTER)



**△ 警告 / プースタ 操作**

- 圧縮機およびカッタの作動部分には油を注入しないでください。
- 圧縮機のダイヤルまたはカッタの交換は、必ずアタッチメントレバー（スイッチ）を中立位置にして行ってください。

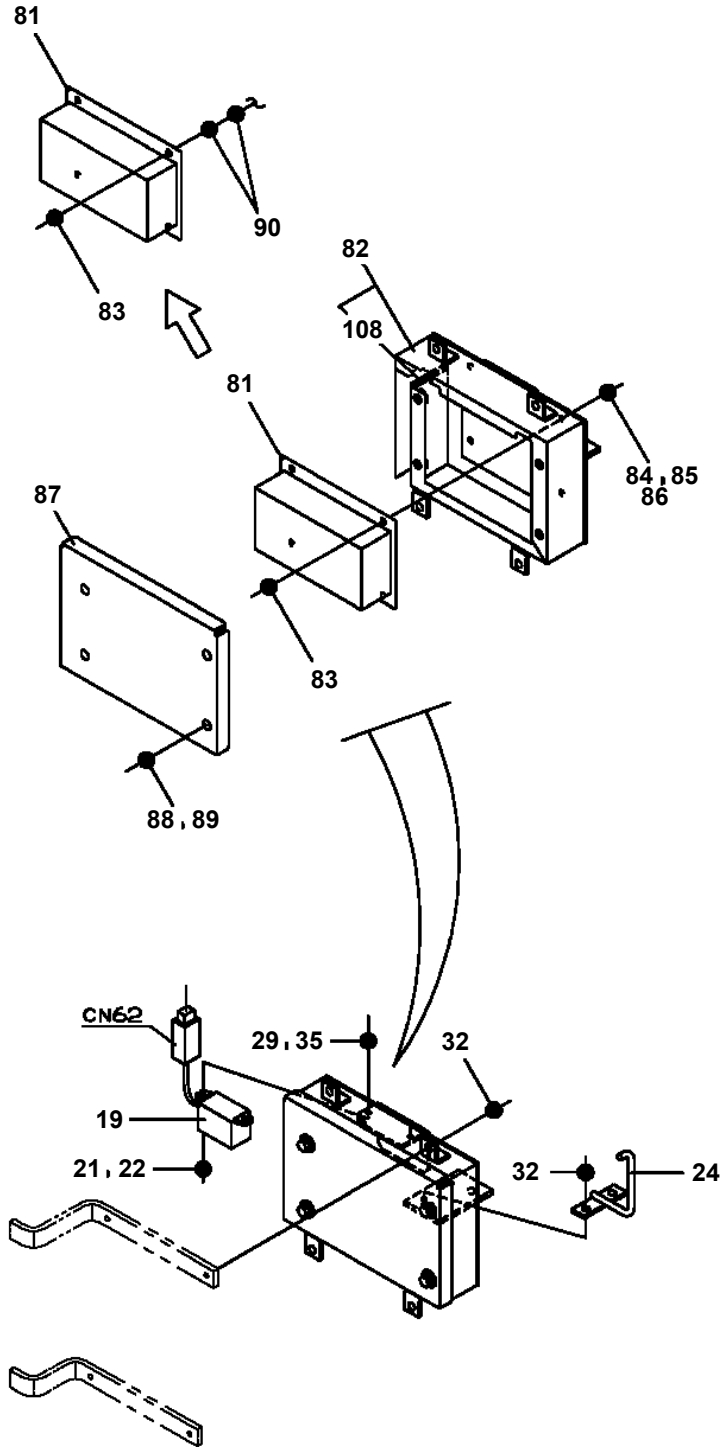


**AT-147-4 43010231821 UPPER,LOWER,HINO 2KG-XZU600F-TKFSE6**

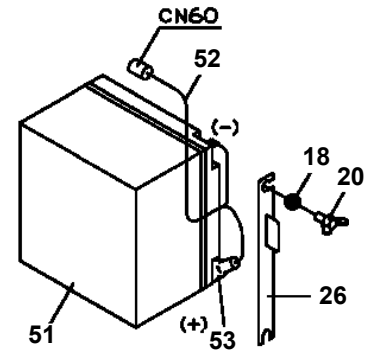
Pos No.	Parts No	Parts Name	Qty	Unit	Technical Data	Serial No (Start)	Serial No (End)
1	42312404100	HARNESS	1				
2	42507124300	SWITCH ASSY (WITH HARNESS,1 SW)	1				
3	91810132530	FASTENER	10				
4	42513481100	PLATE,NAME	1				
5	82199541810	CAP	1				
6	42501381020	PLATE,NAME	1				
7	82199504181	WASHER,PLAIN	1				
8	82199504017	NUT	1		AT-401N		



AT-147-4 43010231821 UPPER,LOWER,HINO 2KG-XZU600F-TKFSE6  
PE5060039-01 ELEC.ASSY,BUCKET

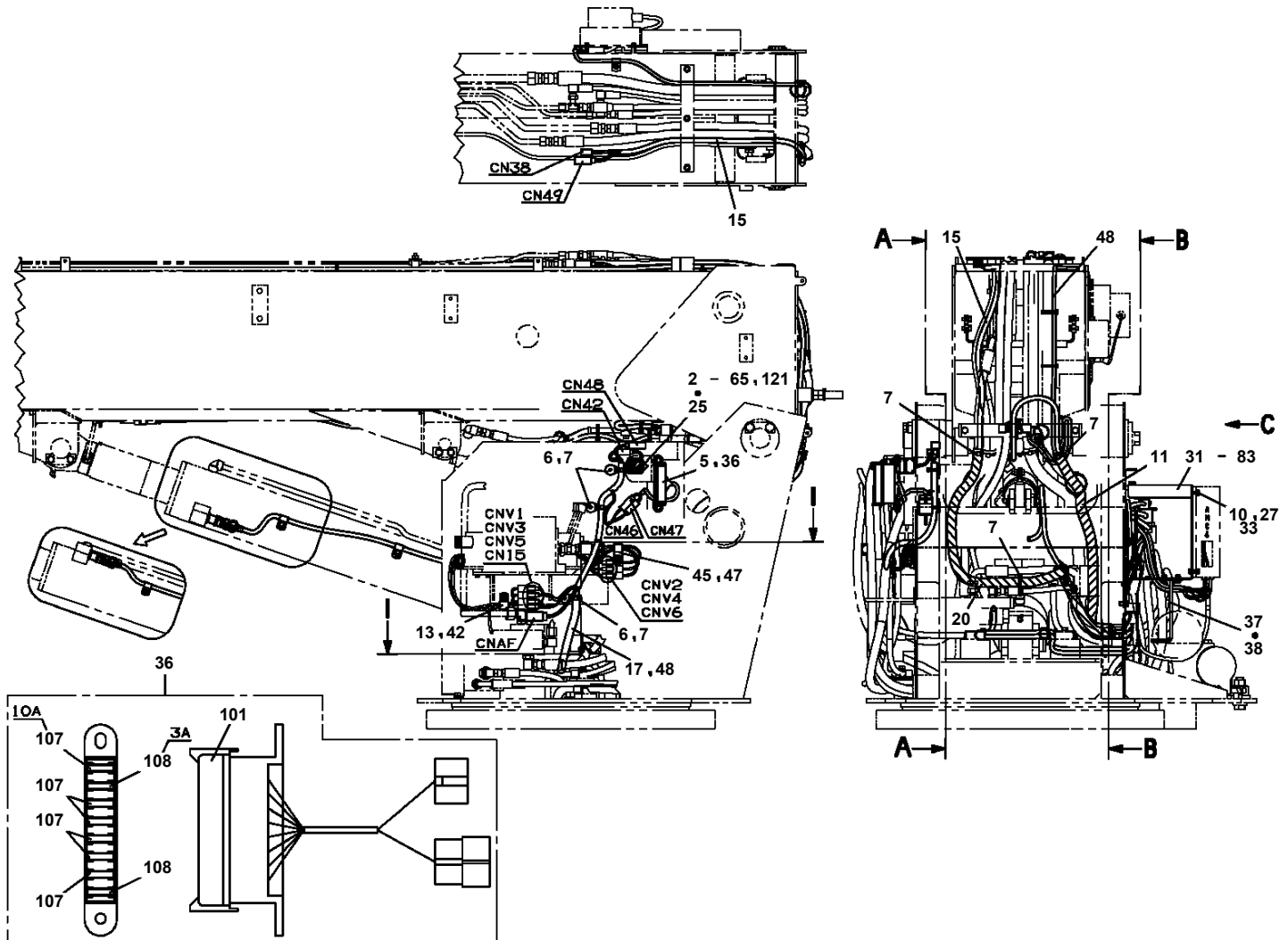


**B**



**C**

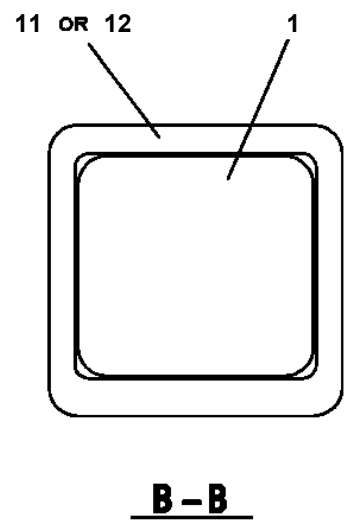
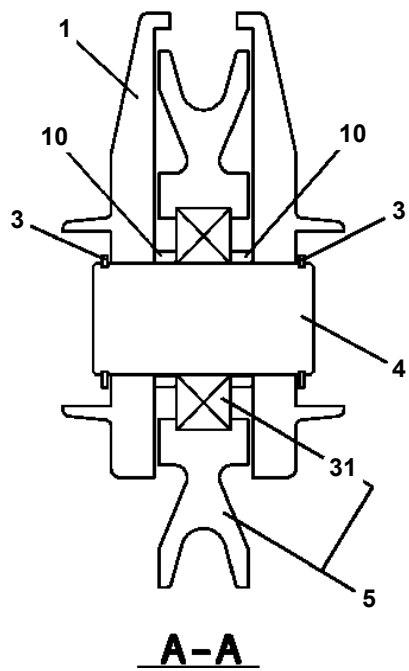
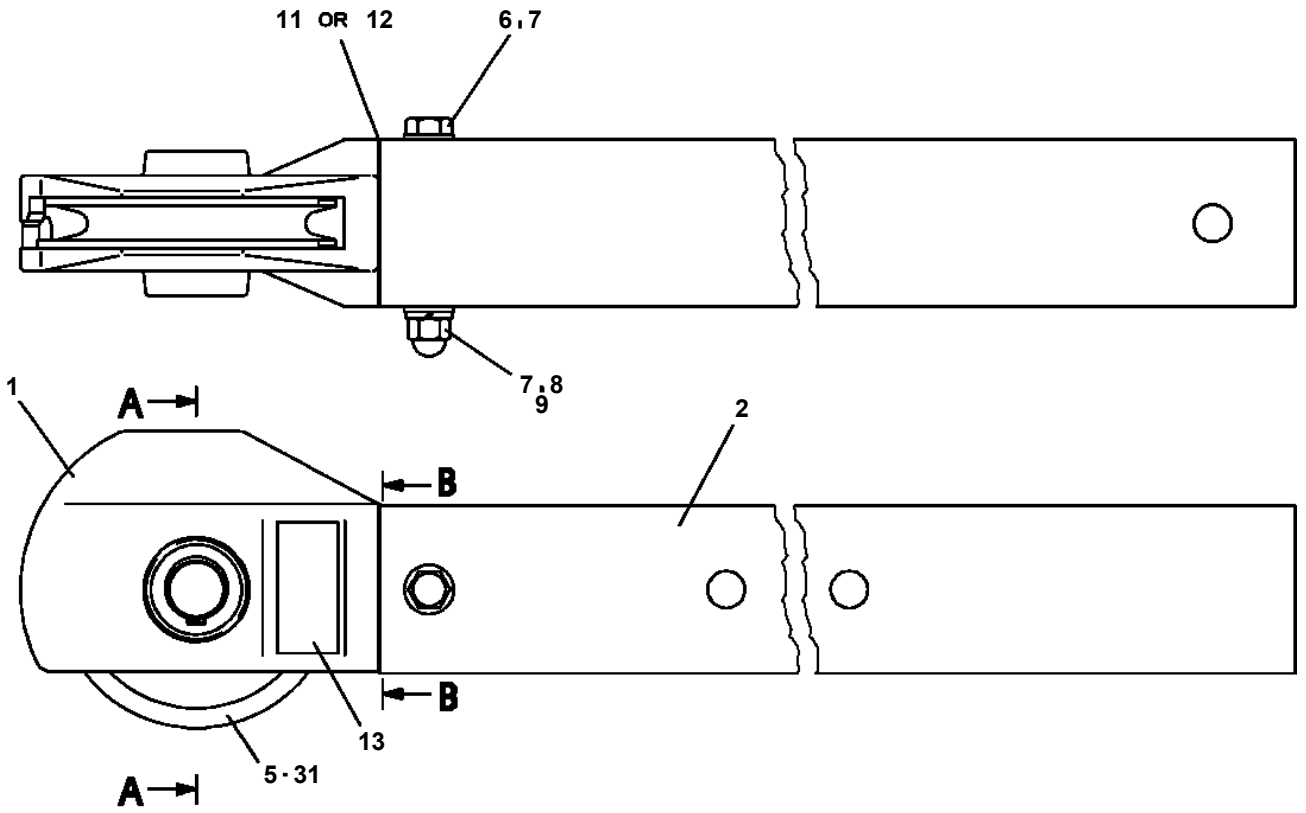
**AT-147-4 43010231821 UPPER,LOWER,HINO 2KG-XZU600F-TKFSE6  
PE5190025-03 ELEC.ASSY,SWING FRAME**



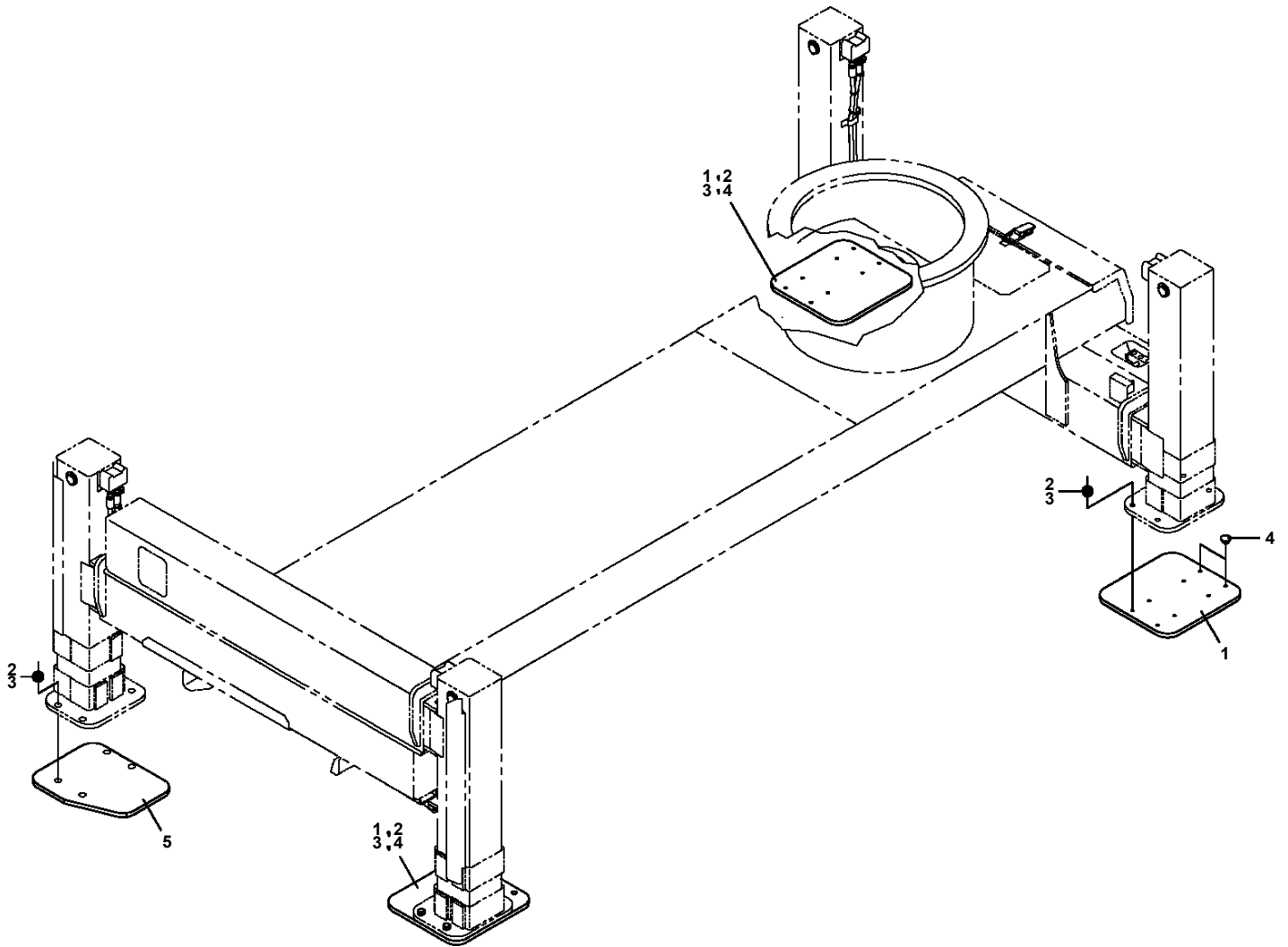
# AT-147-4 43010231821 UPPER,LOWER,HINO 2KG-XZU600F-TKFSE6

Pos No.	Parts No	Parts Name	Qty	Unit	Technical Data	Serial No (Start)	Serial No (End)	Remarks
1	36073825050	DRUM	1					
5	36072495040	SHAFT	1					
6	36073825140	GEAR,INPUT	1					
10	36072495080	BUSH	1					
12	36072495090	RING,RETAINING	1					
13	36072495100	RING	1					
14	36072495110	DISTANCE PIECE	2					
15	36073825060	SEAL,OIL	1					
16	36072495130	SEAL,OIL	1					
17	36072495140	PIN	26					
18	36073825030	PIN	2					
19	36073825040	BOLT,HEXAGON SOCKET	4					
20	36072495150	BEARING,BALL	1					
21	36072495160	BEARING,BALL	1					
24	36072495170	RING,RETAINING	2					
25	80601110170	RING,RITAINING	4		S17			
26	36072495180	RING,RETAINING	1					
27	91002800900	O-RING	1		1B P9			
30	91001012500	O-RING	1		S125			
33	80316030060	PLUG	2		PT3/8			
34	36072495190	ORIFICE	1					
102	36072495220	SHAFT	1					
103	36072495230	PLATE,THRUST	1					
104	36072495240	BLOCK,CYLINDER	1					
107	36661055260	PLATE (RETAINER)	1					
108	36661055270	PLATE,THRUST	1					
109	36072495260	PLATE,TIMING	1					
110	36072495270	WASHER	2					
112	36073825090	PISTON	1					
113	36072495290	SPRING	2					
114	36072495300	SPRING	1					
115	36661055350	PLATE (FRICTION)	2					
116	36661055360	PLATE (MATING)	2					
118	91002910500	O-RING	1		1B G105			
119	91002912000	O-RING	1		1B G120			
120	91002801200	O-RING	1		1B P12			
121	91002802200	O-RING	2		1B P22			
123	36072495310	PLUG	2					
124	36073825100	STOPPER	1					
125	36072495330	STOPPER	1					
126	36072495340	SPRING	2					
127	36073825110	SPRING	1					
128	36072495350	THROTTLE	2					
129	36661055400	PLUG	1					
130	36661055410	VALVE	1					
131	36661055420	SPRING	1					
132	36661055440	SEAL,OIL	1		15Z-17X35X8			
133	36663495450	BEARING,BALL	1					
134	36072495390	BEARING,BALL	1					
135	36072495400	PIN (STRAIGHT)	2		5X12			
136	80730080020	PIN (STRAIGHT)	2		8X20			
137	36073825120	ROLLER,NEEDLE	3					
138	36072495370	RING,RETAINING	1					
139	90131908025	BOLT,HEXAGON SOCKET	6		M8X25			
143	36661055450	RING,RETAINING	1					
300	36073825010	REDUCER ASSY	1					
310	36073825020	SPINDLE KIT	1					
320	36072495030	GEAR ASSY (RV)	1					
330	36072495070	GEAR,SPUR (2PIECES)	1					
400	36073825070	MOTOR ASSY	1					
410	36073825080	FLANGE SET(REAR)	1					
420	36072495250	PISTON KIT	1					
490	36073825130	SEAL KIT	1					

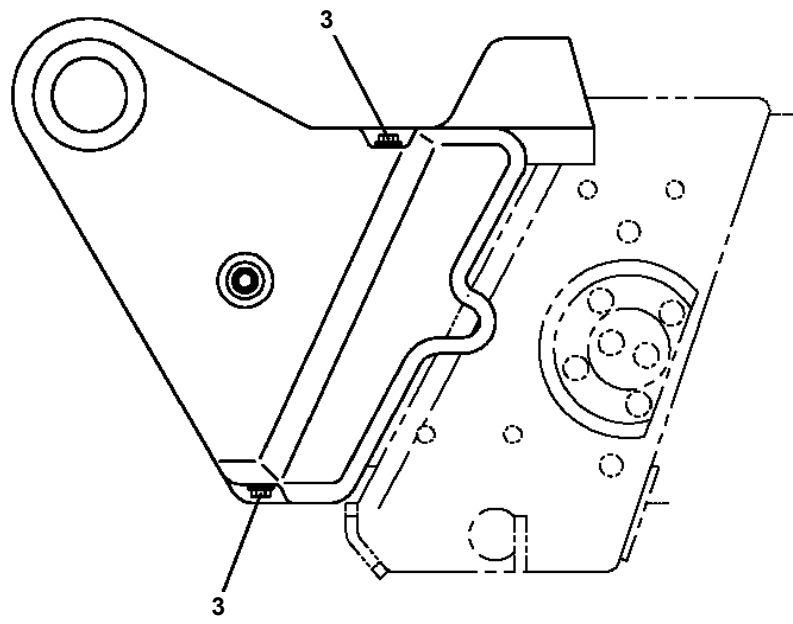
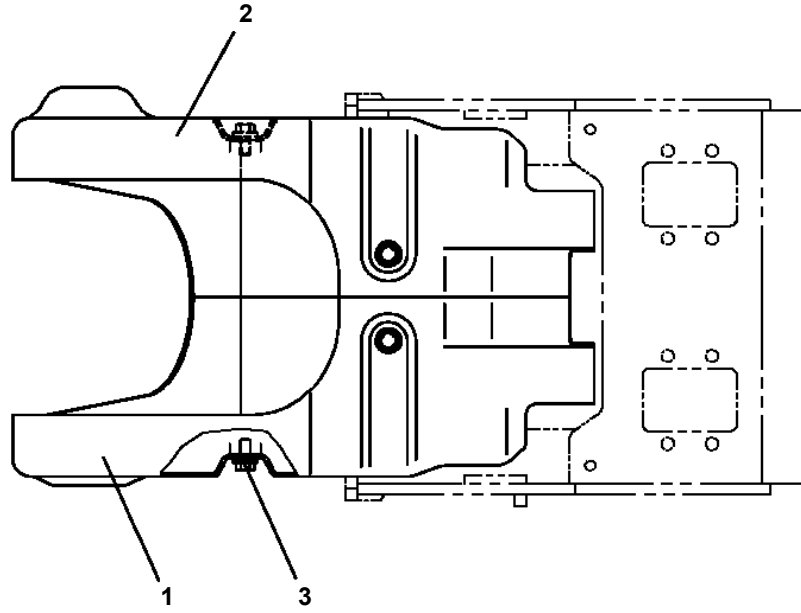
**AT-147-4 43010231821 UPPER,LOWER,HINO 2KG-XZU600F-TKFSE6  
PF1350107-00 WINCH,JIB (FRP/INTEGRATED SUPPORT,GRAY)**



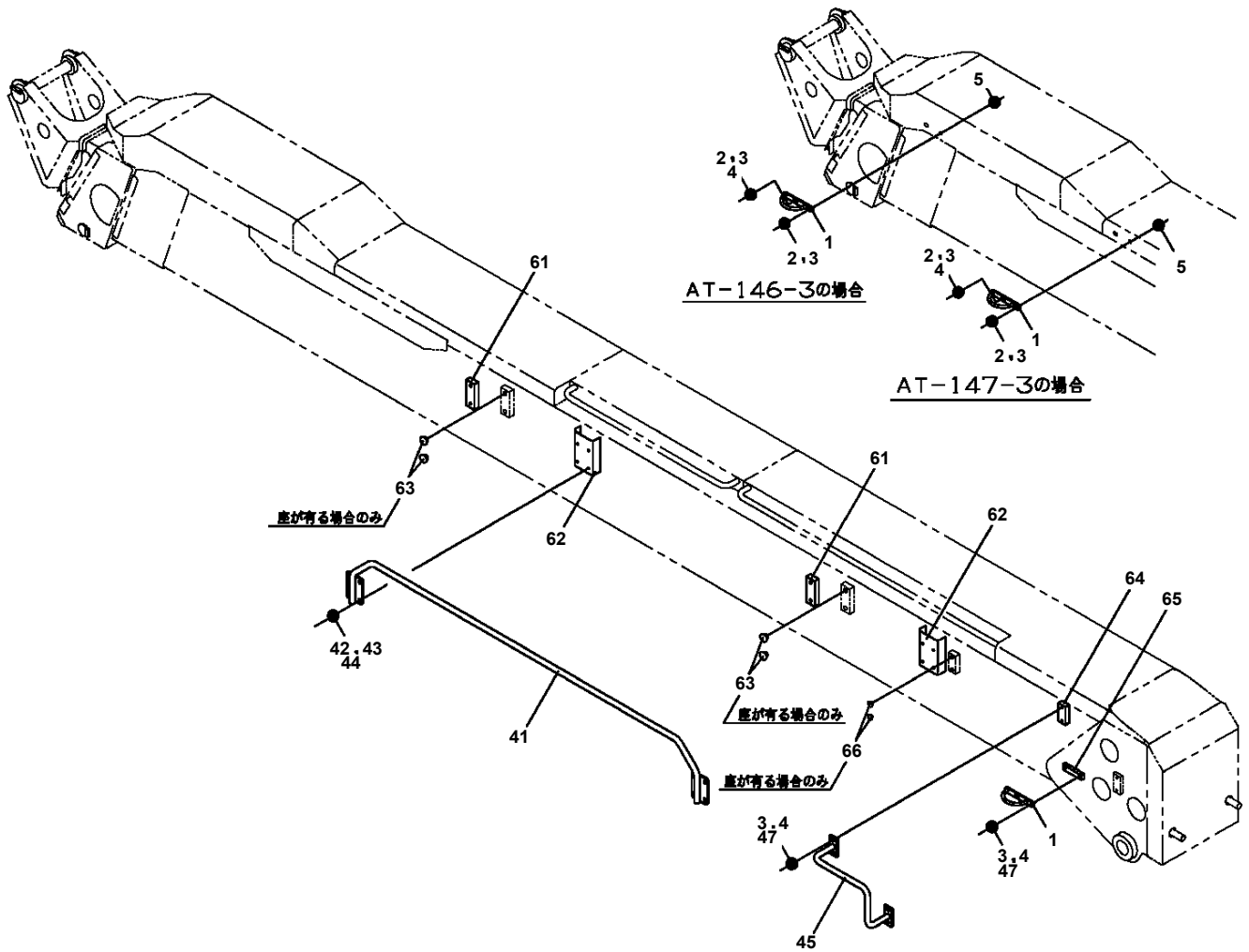
AT-147-4 43010231821 UPPER,LOWER,HINO 2KG-XZU600F-TKFSE6  
PF5050014-00 FLOAT ASSY



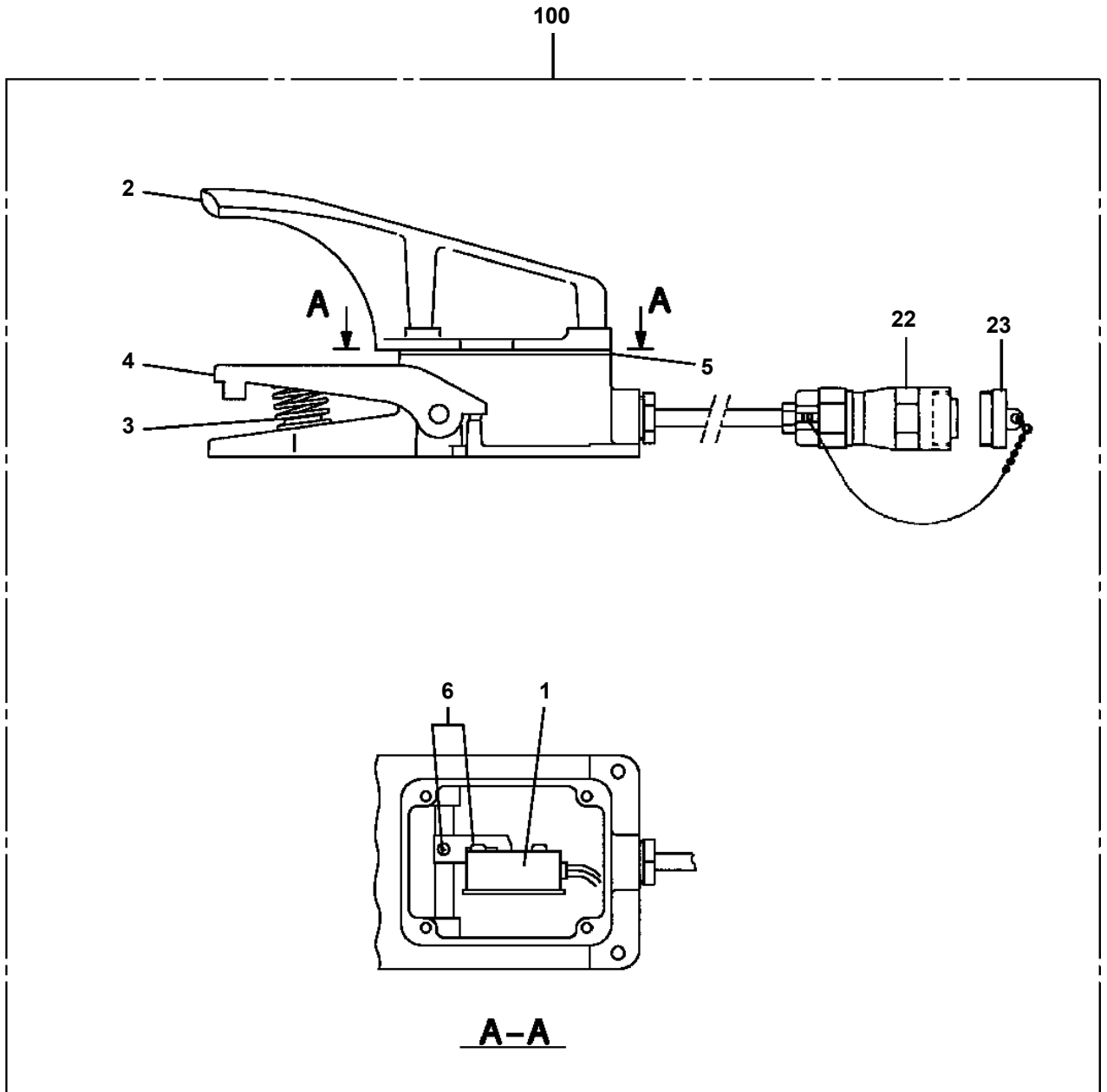
**AT-147-4 43010231821 UPPER,LOWER,HINO 2KG-XZU600F-TKFSE6  
PG1410105-00 COVER,BOOM (TOP/FRP,WHITE)**



AT-147-4 43010231821 UPPER,LOWER,HINO 2KG-XZU600F-TKFSE6  
 PG5240018-00 GUIDE ASSY (BOOM SIDE HOOK GUIDE RAIL,STAINLESS)

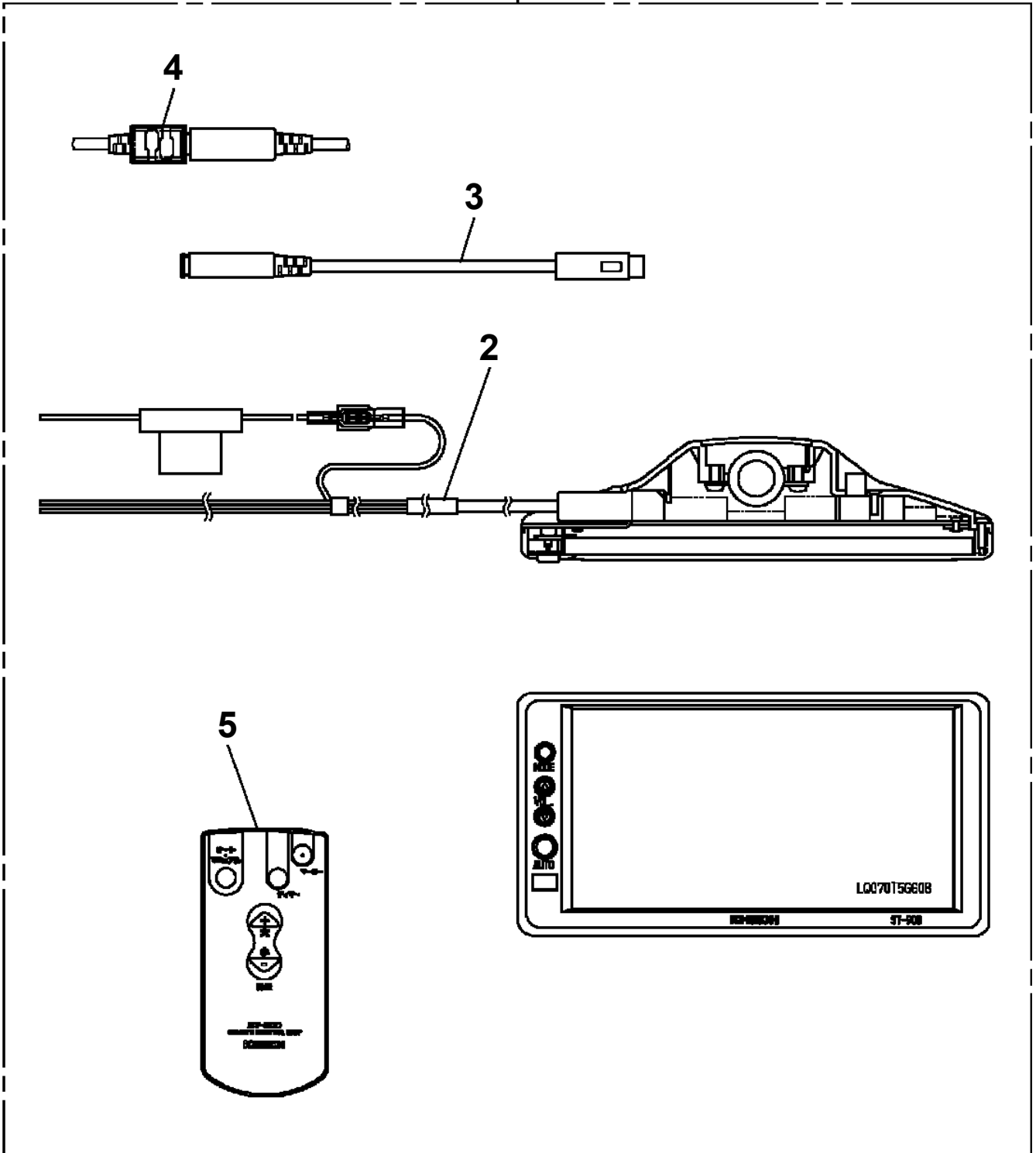


AT-147-4 43010231821 UPPER,LOWER,HINO 2KG-XZU600F-TKFSE6  
PH1540019-04 FOOT SWITCH (OPTION)

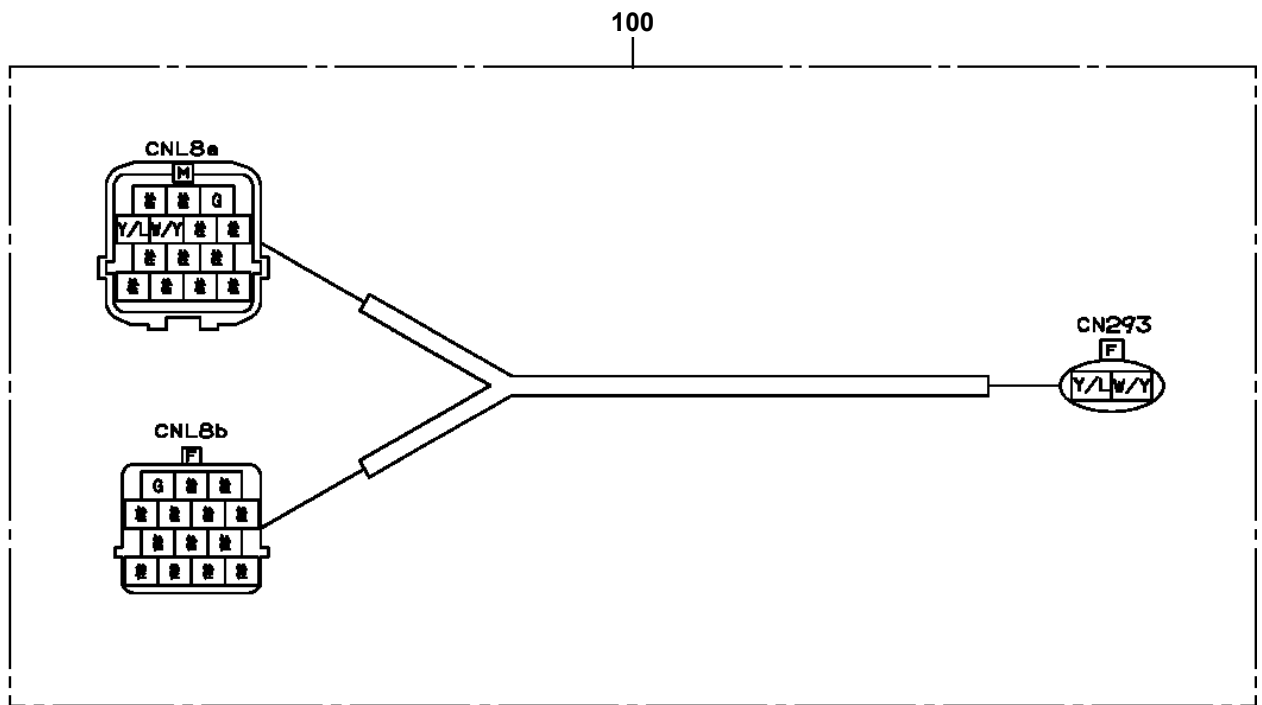


AT-147-4 43010231821 UPPER,LOWER,HINO 2KG-XZU600F-TKFSE6  
PH1710015-00 DISPLAY

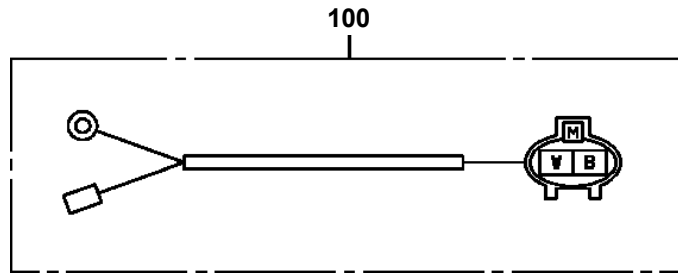
100



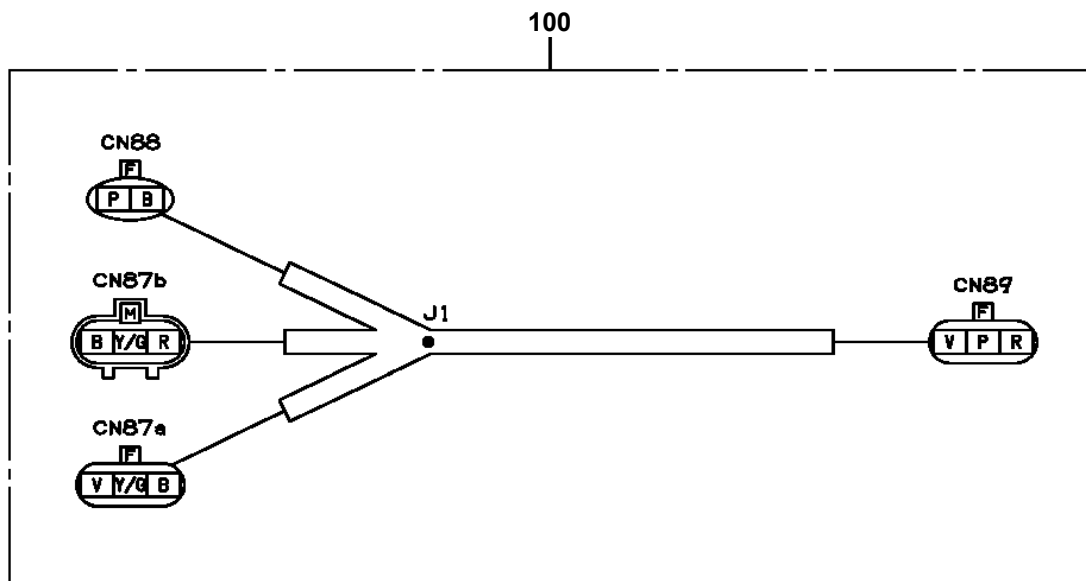
AT-147-4 43010231821 UPPER,LOWER,HINO 2KG-XZU600F-TKFSE6  
PH5031063-00 HARNESS



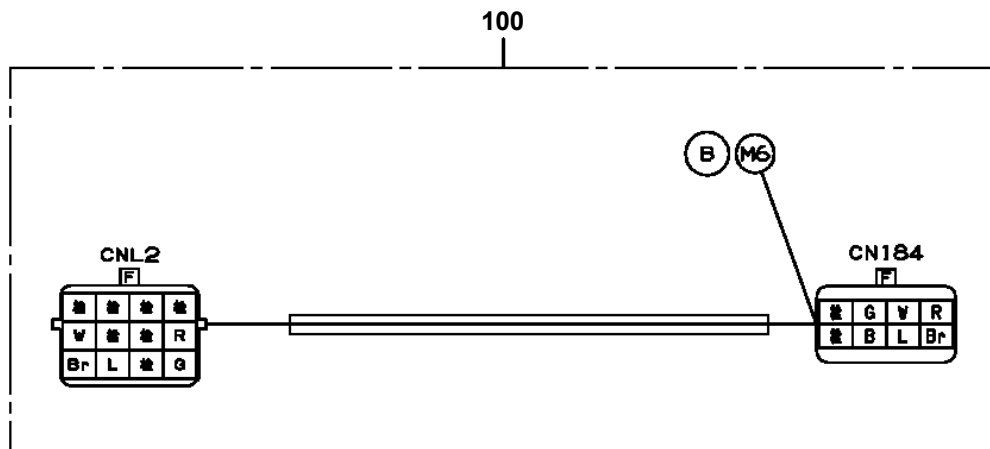
AT-147-4 43010231821 UPPER,LOWER,HINO 2KG-XZU600F-TKFSE6  
PH5031073-00 HARNESS



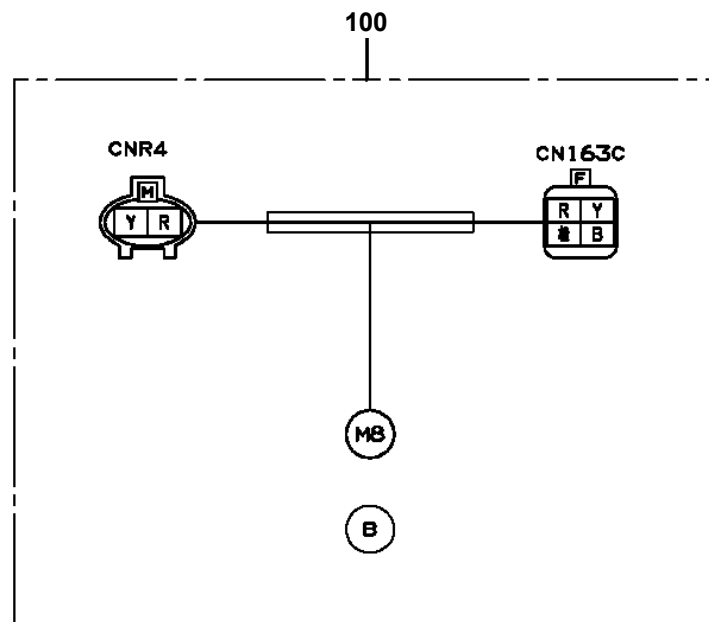
AT-147-4 43010231821 UPPER,LOWER,HINO 2KG-XZU600F-TKFSE6  
PH5031089-00 HARNESS



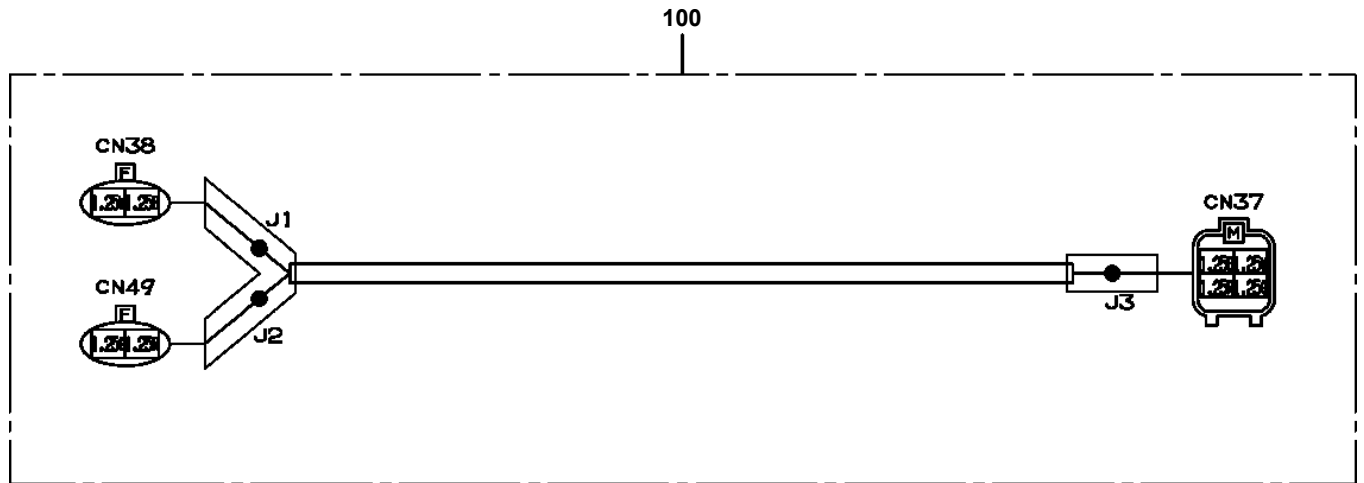
AT-147-4 43010231821 UPPER,LOWER,HINO 2KG-XZU600F-TKFSE6  
PH5032346-00 HARNESS



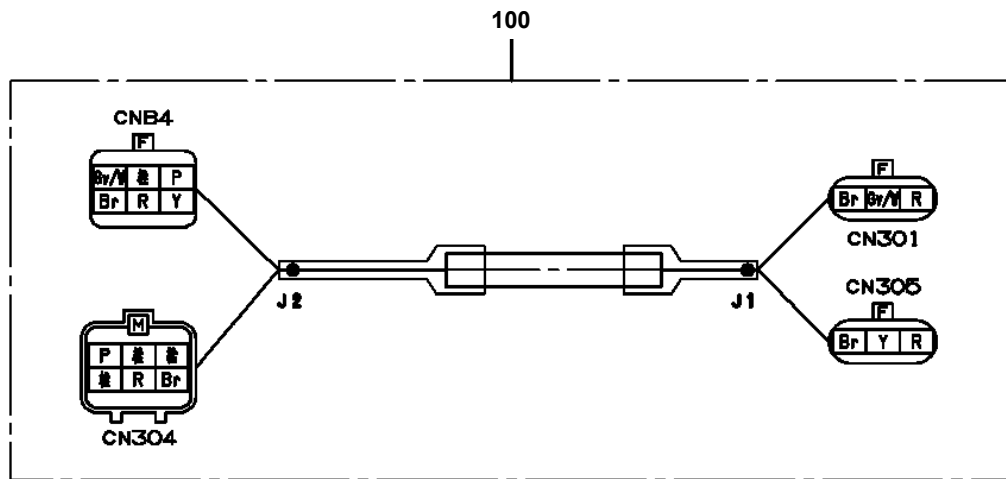
AT-147-4 43010231821 UPPER,LOWER,HINO 2KG-XZU600F-TKFSE6  
PH5032365-00 HARNESS



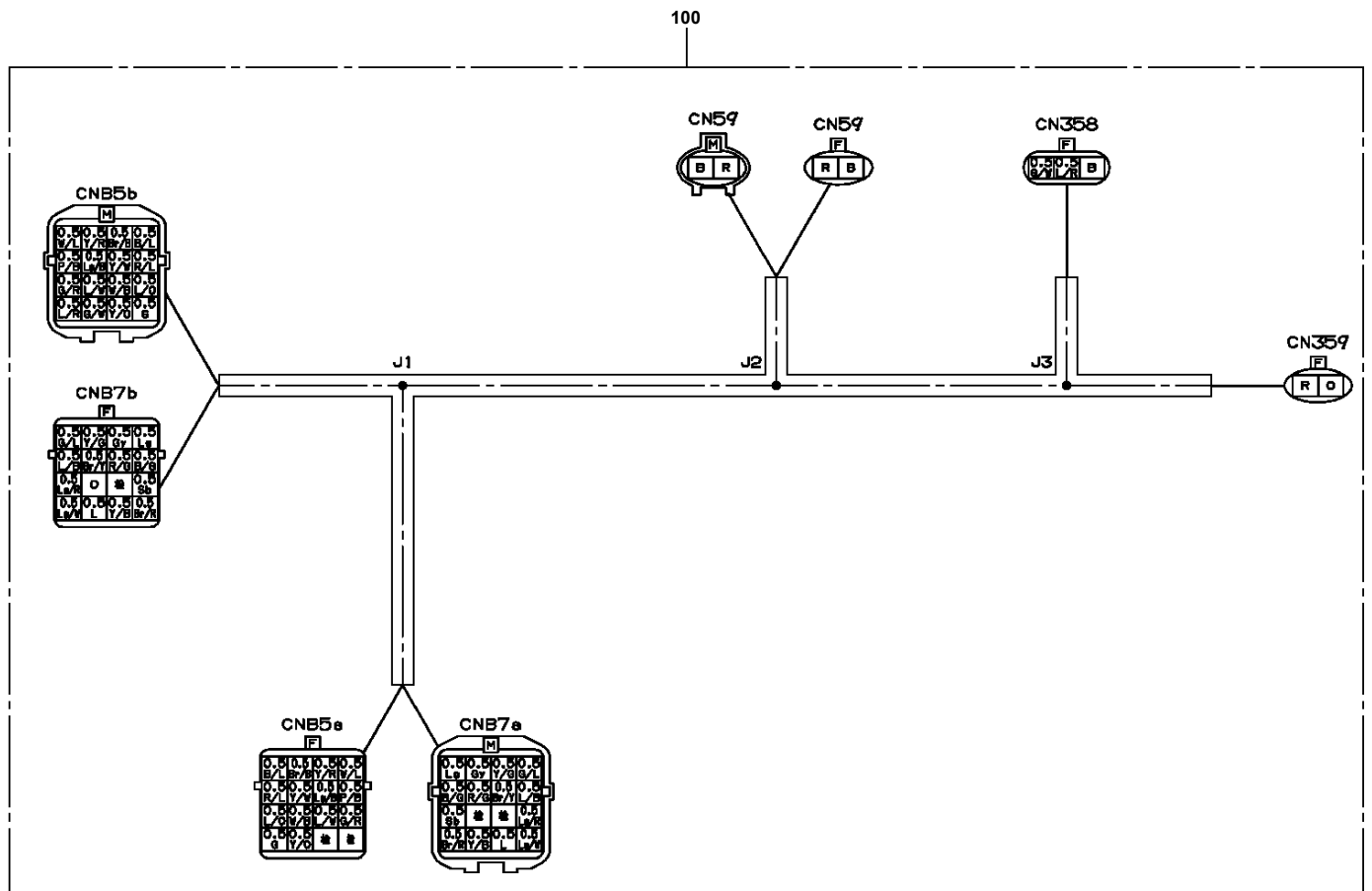
AT-147-4 43010231821 UPPER,LOWER,HINO 2KG-XZU600F-TKFSE6  
PH5032896-00 HARNESS



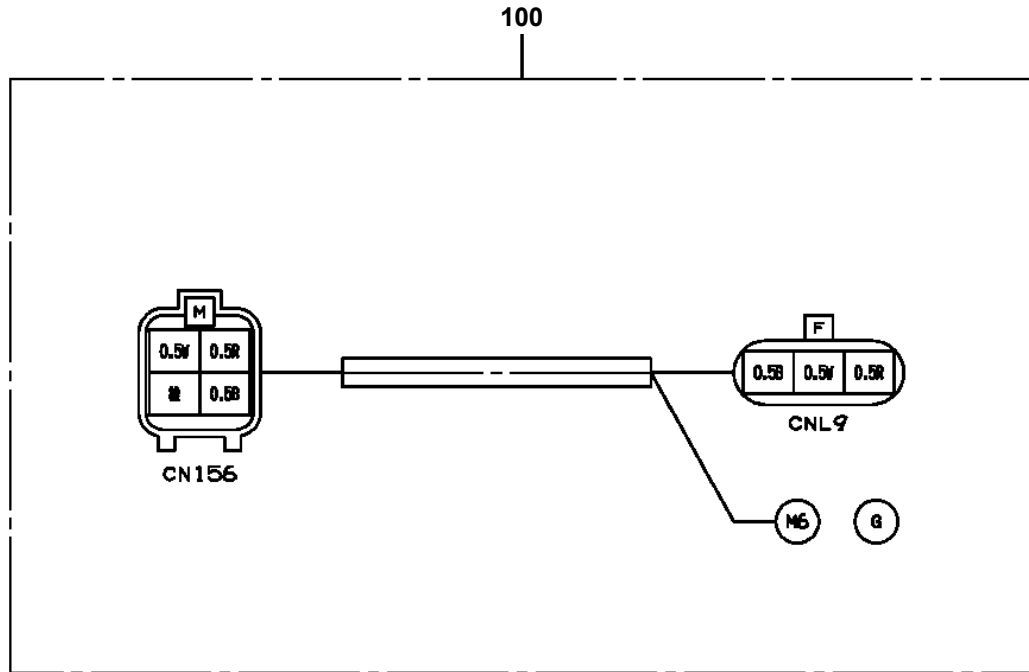
AT-147-4 43010231821 UPPER,LOWER,HINO 2KG-XZU600F-TKFSE6  
PH5032906-00 HARNESS



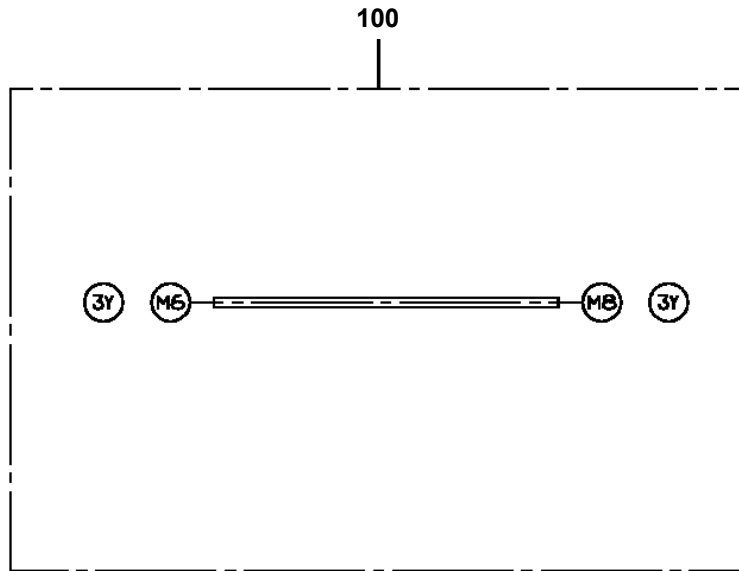
AT-147-4 43010231821 UPPER,LOWER,HINO 2KG-XZU600F-TKFSE6  
PH5033527-00 HARNESS



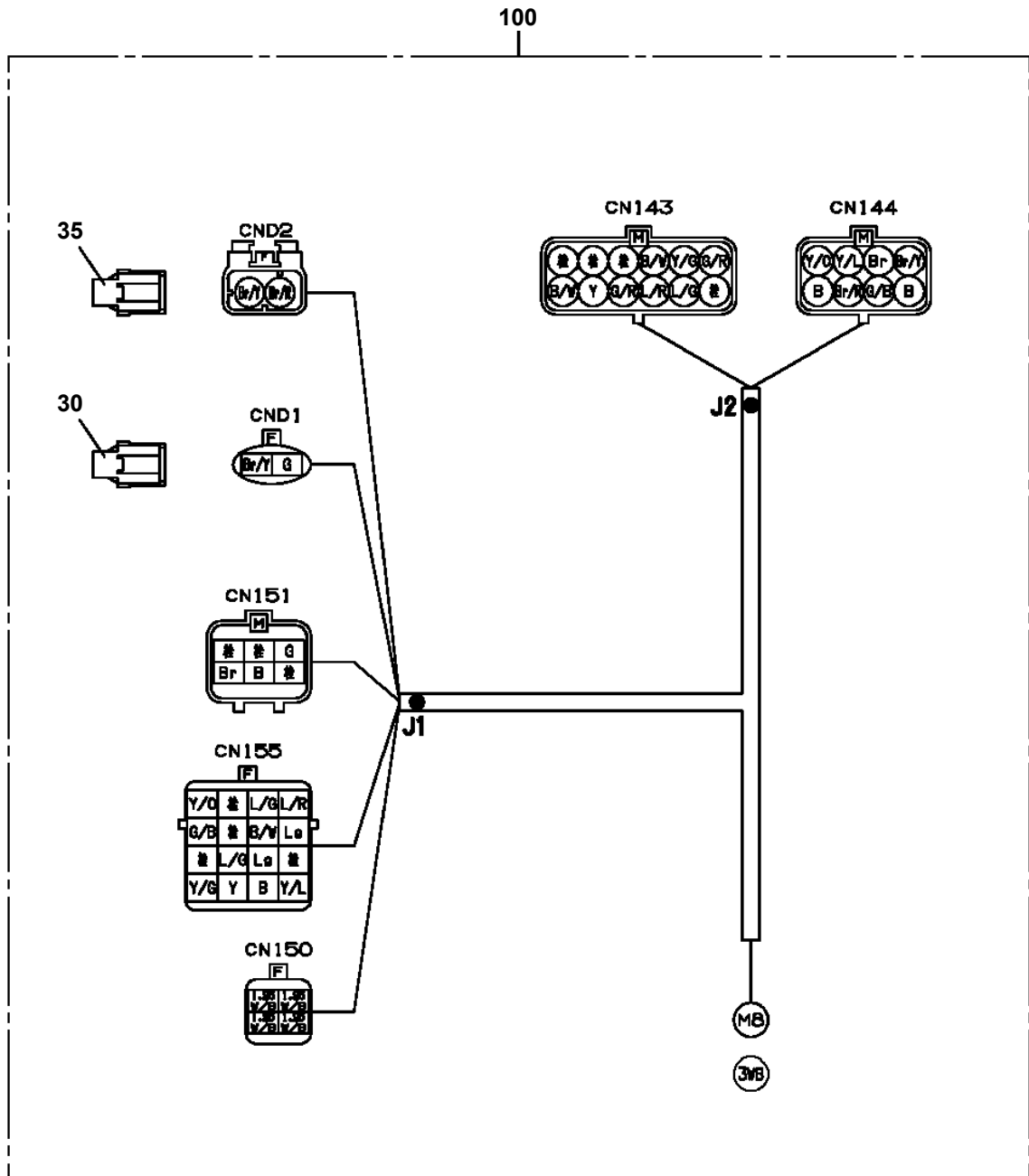
AT-147-4 43010231821 UPPER,LOWER,HINO 2KG-XZU600F-TKFSE6  
PH5033876-00 HARNESS



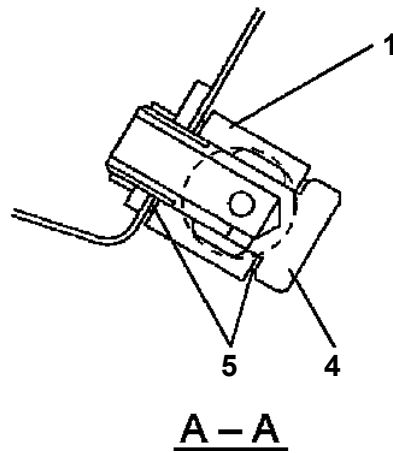
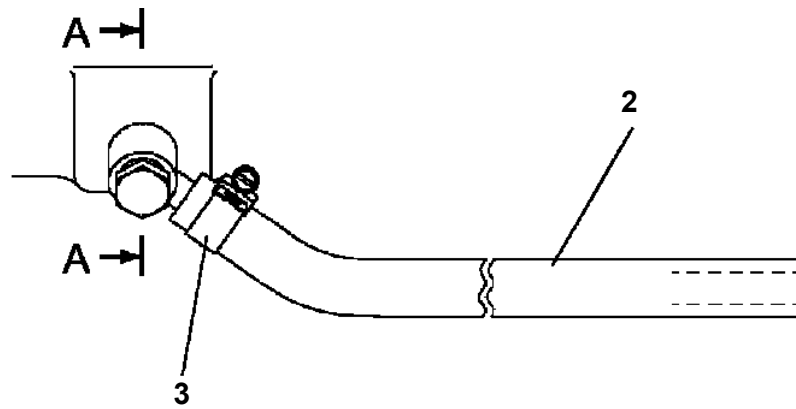
AT-147-4 43010231821 UPPER,LOWER,HINO 2KG-XZU600F-TKFSE6  
PH5034228-00 HARNESS



AT-147-4 43010231821 UPPER,LOWER,HINO 2KG-XZU600F-TKFSE6  
PH5034543-00 HARNESS



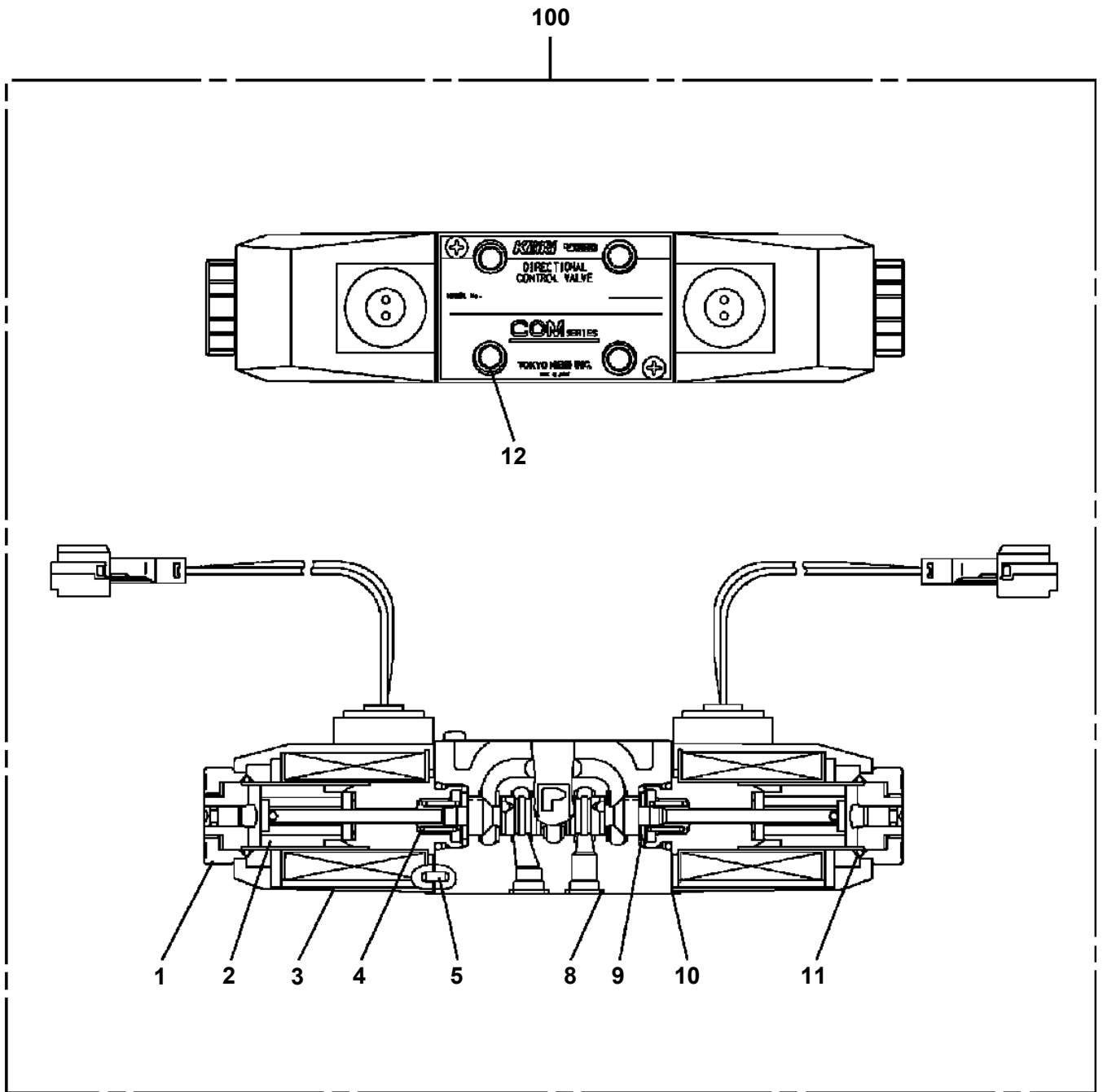
AT-147-4 43010231821 UPPER,LOWER,HINO 2KG-XZU600F-TKFSE6  
PH5100004-00 HOSE ASSY



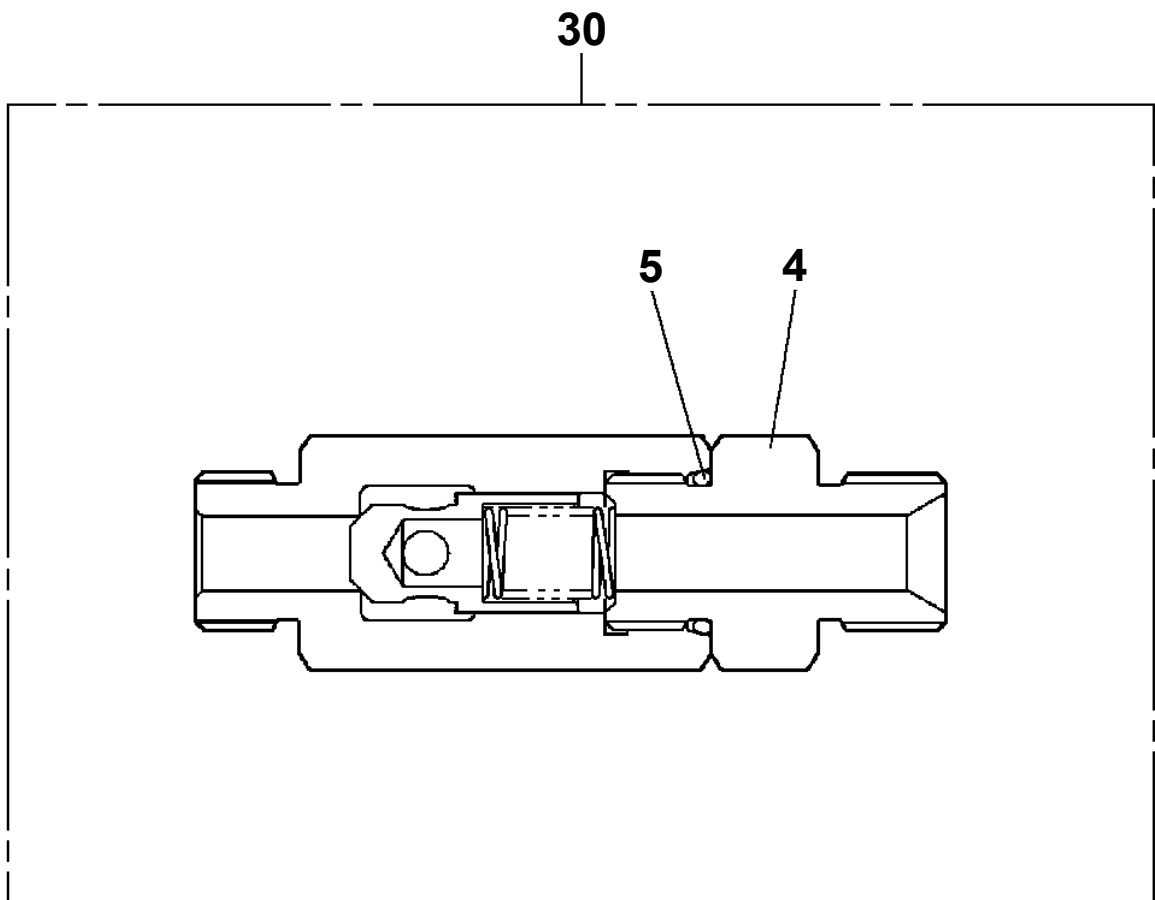
**AT-147-4 43010231821 UPPER,LOWER,HINO 2KG-XZU600F-TKFSE6**

Pos No.	Parts No	Parts Name	Qty	Unit	Technical Data	Serial No (Start)	Serial No (End)	Remarks
103	36641687520	RETAINER (A)	2					
104	36641687530	RETAINER (B)	2					
105	36640175040	SPACER	4					
106	36646275020	SPRING (C)	2					
107	36642915020	NUT	2					
108	36641687570	ROD	2					
109	36740075010	GUIDE (SOLENOID)	2					
110	36642295010	COIL	2					
113	91000501200	O-RING	4					
114	36740455020	O-RING	2					
115	91002801800	O-RING	2		1B P18			
116	36740455040	O-RING	2					
192	90131905045	BOLT,HEXAGON SOCKET	4		M5X45			
200	36647480000	VALVE,SOLENOID	1					

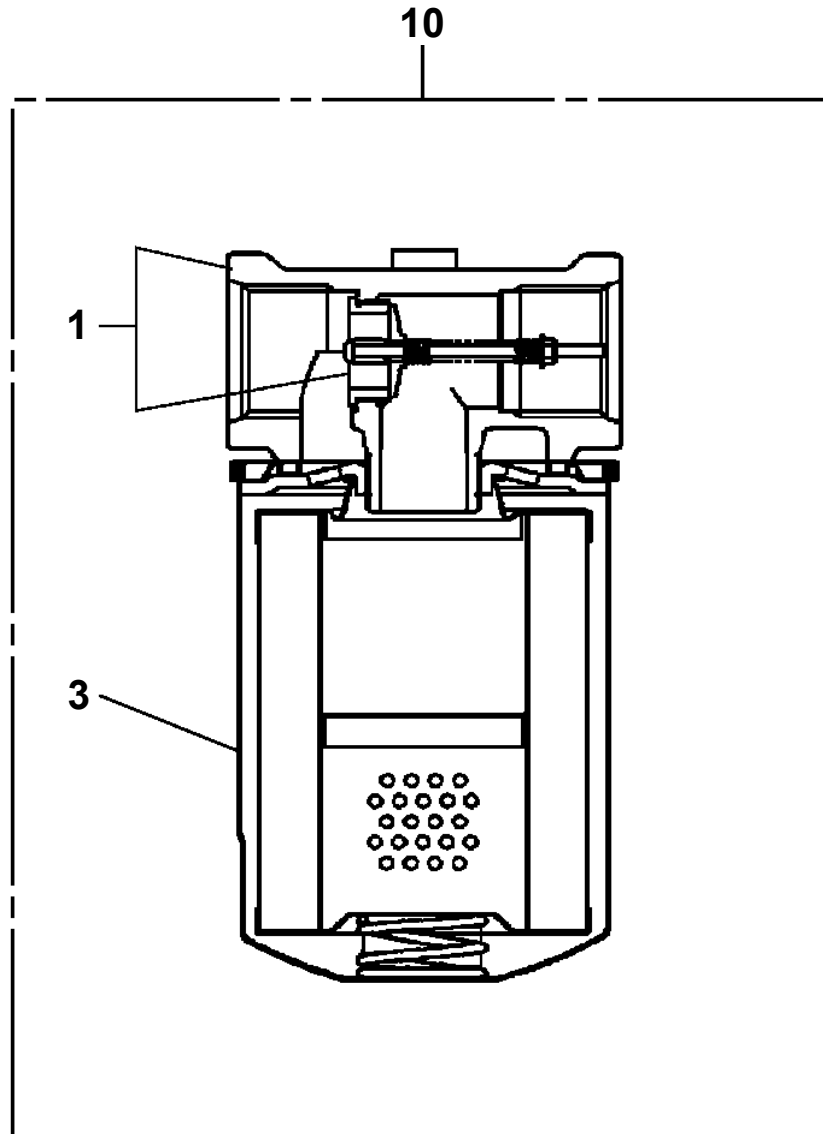
AT-147-4 43010231821 UPPER,LOWER,HINO 2KG-XZU600F-TKFSE6  
PI1120348-00 VALVE,SOLENOID



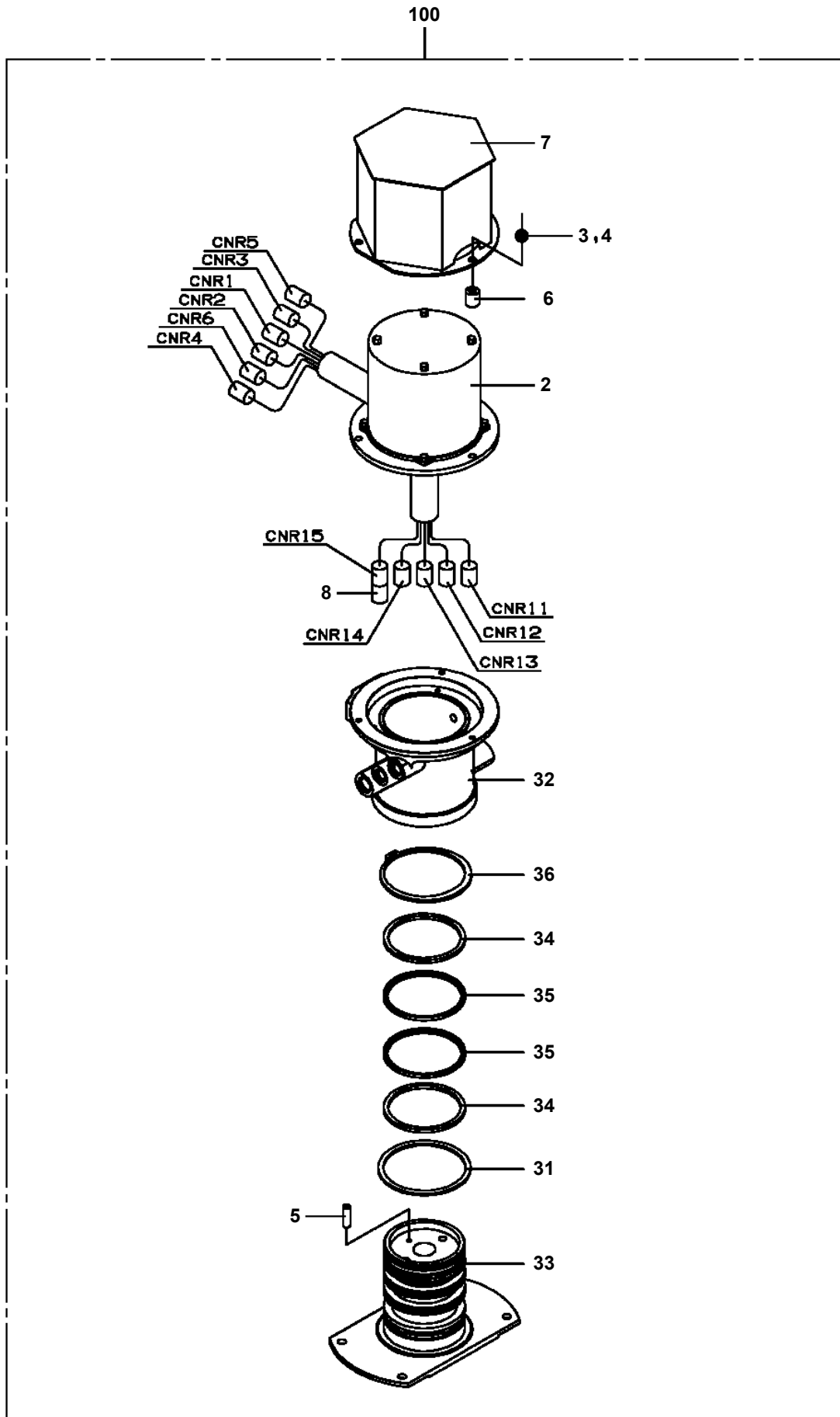
**AT-147-4 43010231821 UPPER,LOWER,HINO 2KG-XZU600F-TKFSE6  
PI1140189-00 VALVE,CHECK**



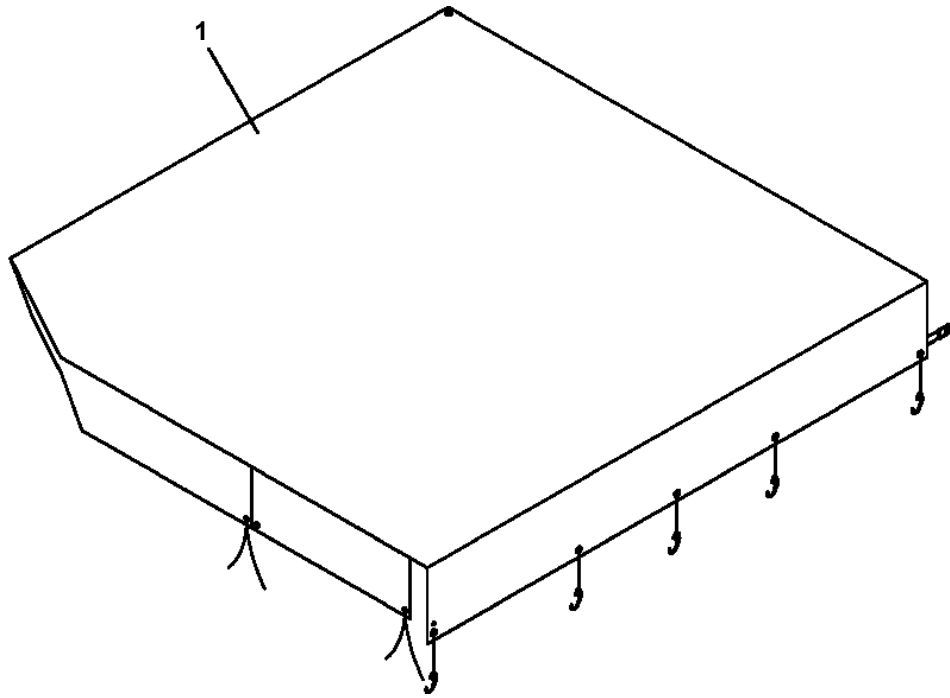
AT-147-4 43010231821 UPPER,LOWER,HINO 2KG-XZU600F-TKFSE6  
PI1300041-00 FILTER,OIL



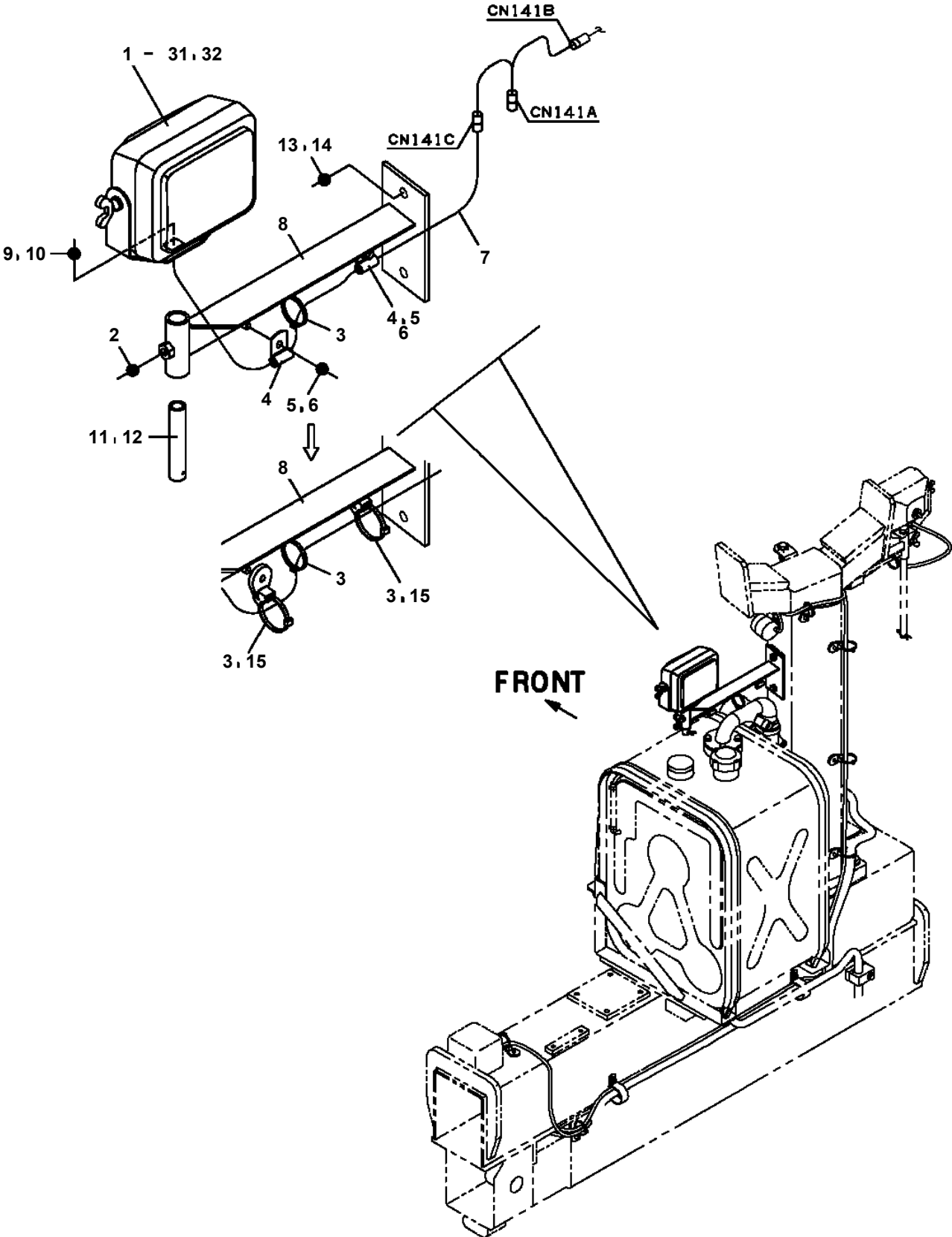
AT-147-4 43010231821 UPPER,LOWER,HINO 2KG-XZU600F-TKFSE6  
PJ5090082-00 JOINT ASSY,SWIVEL



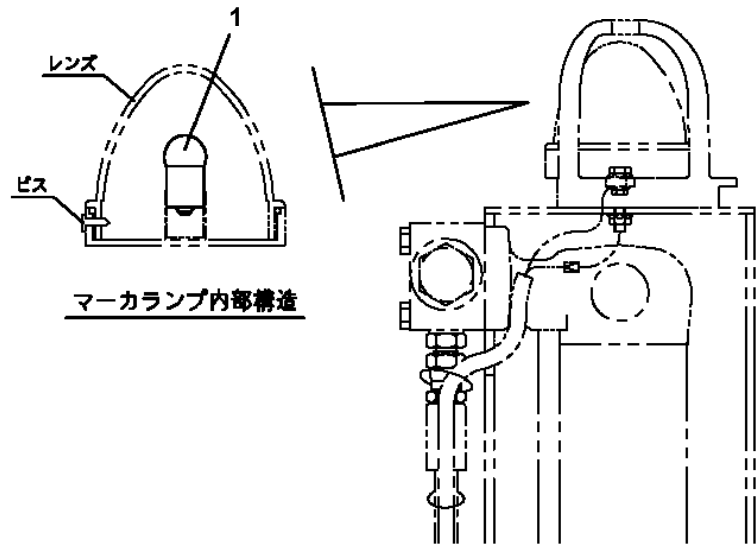
AT-147-4 43010231821 UPPER,LOWER,HINO 2KG-XZU600F-TKFSE6  
PK1330431-00 COVER (RACK,B)



**AT-147-4 43010231821 UPPER,LOWER,HINO 2KG-XZU600F-TKFSE6  
PL5020185-01 LAMP ASSY (WORKING:BOOM REST LEFT SIDE)**



AT-147-4 43010231821 UPPER,LOWER,HINO 2KG-XZU600F-TKFSE6  
PM5150489-00 MODIFICATION ASSY (YELLOW MARKER LAMP/LED)



アウトリガジャッキ上部 (4ヶ所)

CLICK HERE TO **DOWNLOAD** THE COMPLETE MANUAL

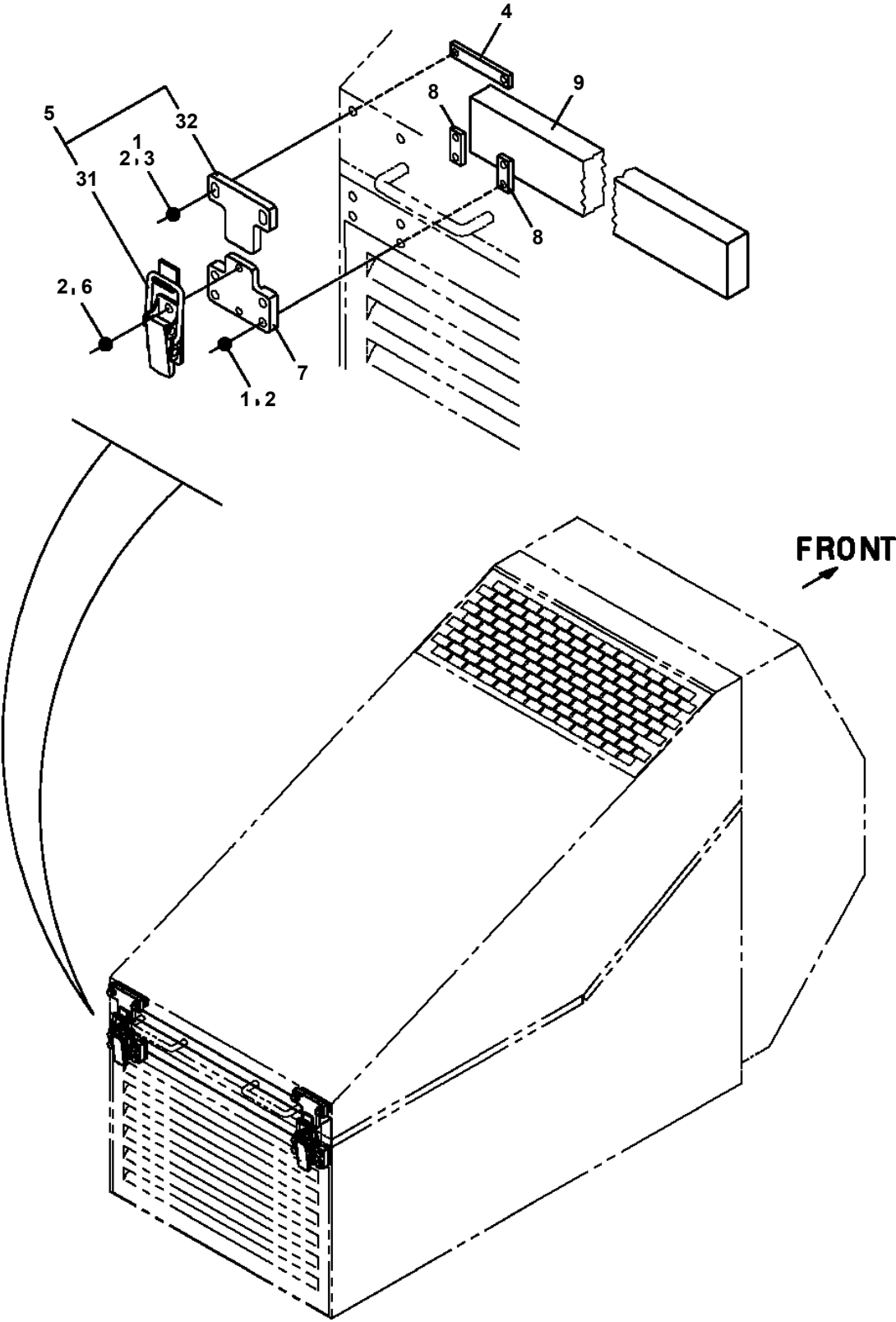
- Thank you very much for reading the preview of the manual.
- You can download the complete manual from: [www.heydownloads.com](http://www.heydownloads.com) by clicking the link below



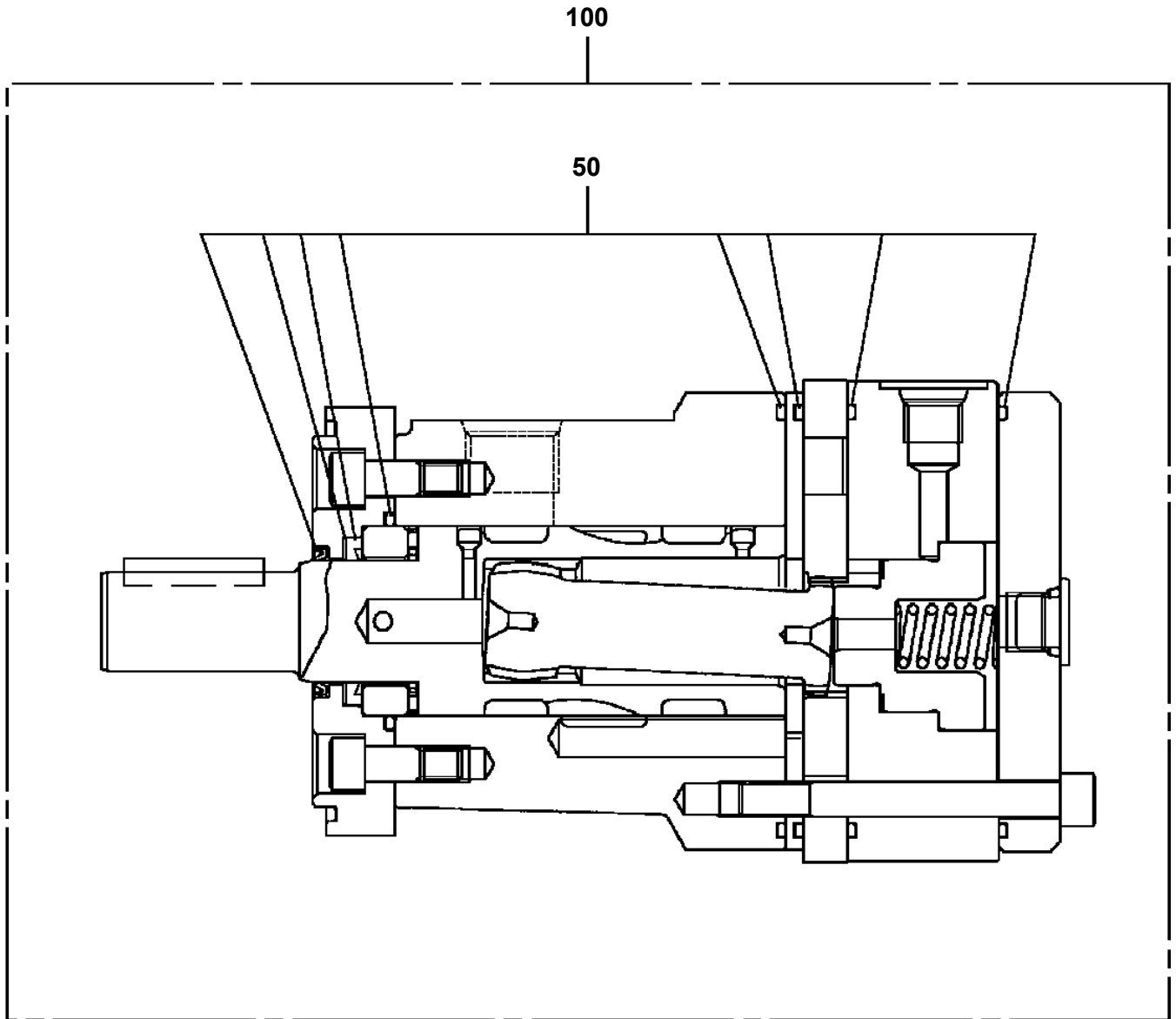
- Please note: If there is no response to CLICKING the link, please download this PDF first and then click on it.

CLICK HERE TO **DOWNLOAD** THE COMPLETE MANUAL

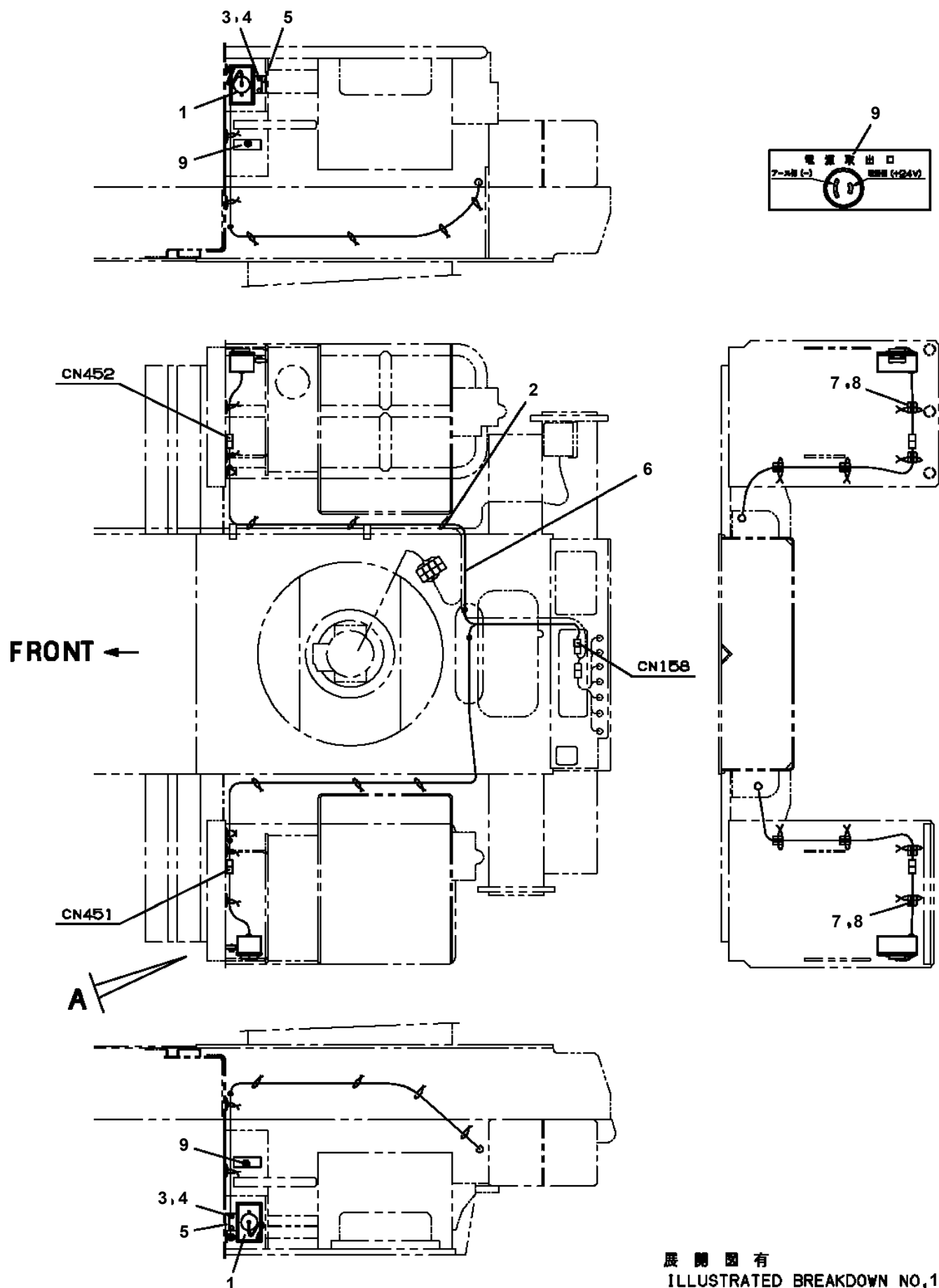
**AT-147-4 43010231821 UPPER,LOWER,HINO 2KG-XZU600F-TKFSE6  
PM5151061-00 MODIFICATION ASSY (CATCH EXCHANGE)**



AT-147-4 43010231821 UPPER,LOWER,HINO 2KG-XZU600F-TKFSE6  
PM5210009-00 MOTOR ASSY,OIL



AT-147-4 43010231821 UPPER,LOWER,HINO 2KG-XZU600F-TKFSE6  
 PN1020065-03 POWER SOURCE (24V)



展開圖有  
 ILLUSTRATED BREAKDOWN NO.1

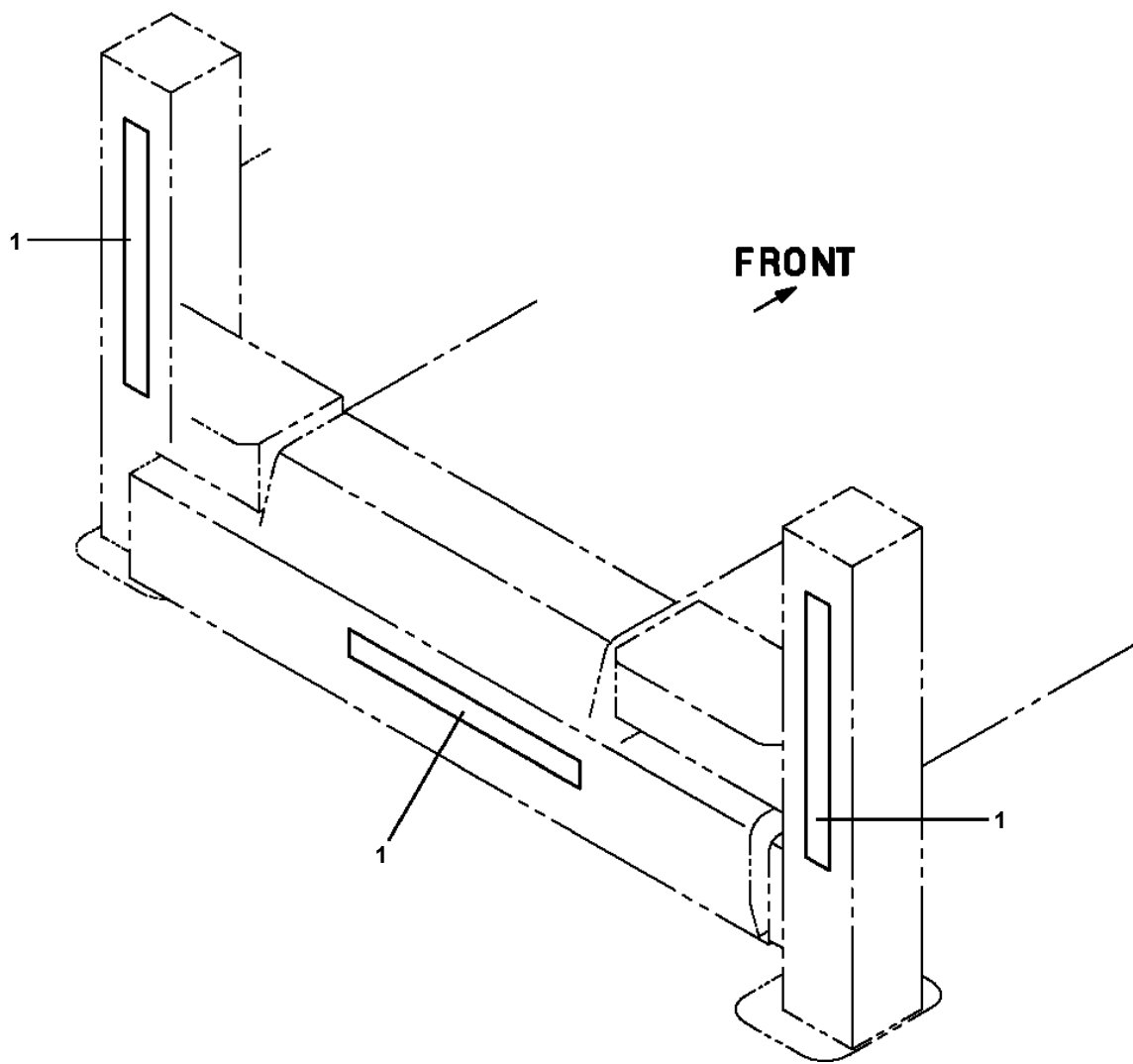
**AT-147-4 43010231821 UPPER,LOWER,HINO 2KG-XZU600F-TKFSE6**

Pos No.	Parts No	Parts Name	Qty	Unit	Technical Data	Serial No (Start)	Serial No (End)	Re
1	34251200500	LEVEL GAUGE	1					
2	42502920101	SUPPORT	1					
3	90101205025	BOLT	3		M5X25			
4	90203200500	NUT	6		M5			
5	90101205010	BOLT	3		M5X10			
6	90302040501	WASHER,SPRING	3		5			
7	42736070100	SWITCH ASSY (WITH HARNESS)	1					
8	82199514013	CAP	1					
9	82199504017	NUT	1		AT-401N			
10	42738270010	PLATE,NAME	1					

**AT-147-4 43010231821 UPPER,LOWER,HINO 2KG-XZU600F-TKFSE6**

Pos No.	Parts No	Parts Name	Qty	Unit	Technical Data	Serial No (Start)	Serial No (End)	Remarks	Pa
1	42352197510	PLATE	1						
2	42352191041	BOARD,CIRCUIT	1						
7	42352197520	BOARD (HEAT THINK)	1						
10	42352191000	CONVERTER (DC-DC)	1						

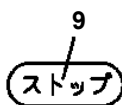
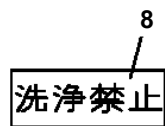
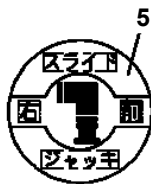
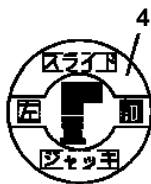
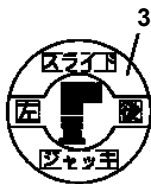
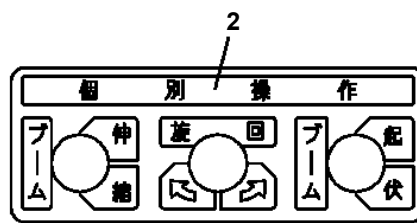
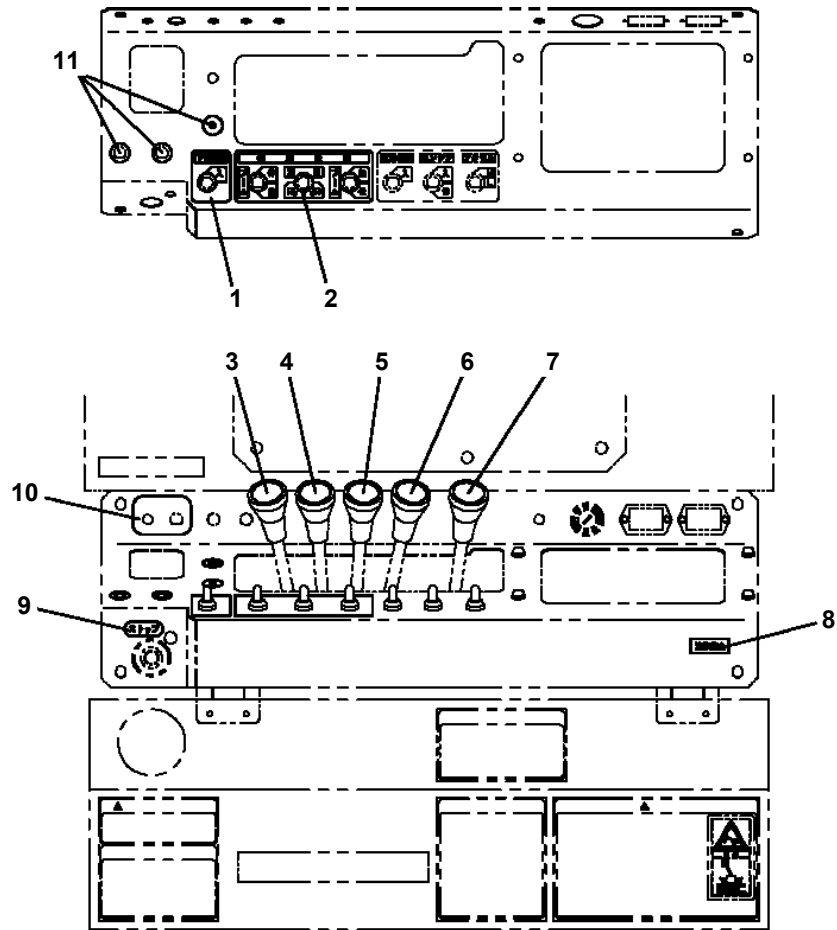
**AT-147-4 43010231821 UPPER,LOWER,HINO 2KG-XZU600F-TKFSE6  
PN5011297-00 NAME PLATE ASSY (REAR SIDE REFLECTOR TAPE/YELLOW)**



**AT-147-4 43010231821 UPPER,LOWER,HINO 2KG-XZU600F-TKFSE6**

Pos No.	Parts No	Parts Name	Qty	Unit	Technical Data	Serial No (Start)	Serial N
1	42397041010	PLATE,NAME	1				
3	42395161010	PLATE,NAME (AT-147CE)	1				
4	(*****)	PLATE,NAME (LIVE-LINE WORKING DEVICE)	1				
5	37002202120	PLATE,NAME (HIGH/LOW)	1				
6	37002201980	PLATE,NAME	1				
7	12117140000	PLATE,NAME (GREASE)	15				
8	42591001041	PLATE,NAME	1				
9	42394271310	PLATE,NAME (MARKING)	6				
10	42591001010	PLATE,NAME	1				
11	42393312020	PLATE (NON-SLIP)	2				
12	42393891060	PLATE (NON-SLIP)	4				
13	42833782010	PLATE (NON-SLIP)	2				
14	42390960190	REFLECTOR (WHITE/RED)	2				
15	42398291050	PLATE,NAME (MARKING)	2				
16	42591001020	PLATE,NAME	1				
17	34393926550	PLATE (NON-SLIP)	2				
18	42392583100	PLATE,CAUTION	1				
19	42392583110	PLATE,CAUTION	1				
20	42394782010	PLATE,CAUTION	1				
	42591004010	PLATE,CAUTION	1			590524	590523
21	42391720040	PLATE,CAUTION	1				
22	42398362100	PLATE,NAME	1				
23	42398362110	PLATE,NAME	1				
24	42398362130	PLATE,CAUTION	1				
25	42392583200	PLATE,CAUTION	1				
26	42398362140	PLATE,CAUTION	1				
27	42591001030	PLATE,CAUTION	1				
51	37002228460	PLATE,NAME (BLUE & BLACK)	2				
52	37002228470	PLATE,NAME (WHITE & WHITE)	2				

AT-147-4 43010231821 UPPER,LOWER,HINO 2KG-XZU600F-TKFSE6  
 PN5012330-00 NAME PLATE ASSY (OUTRIGGER CONTROLS)

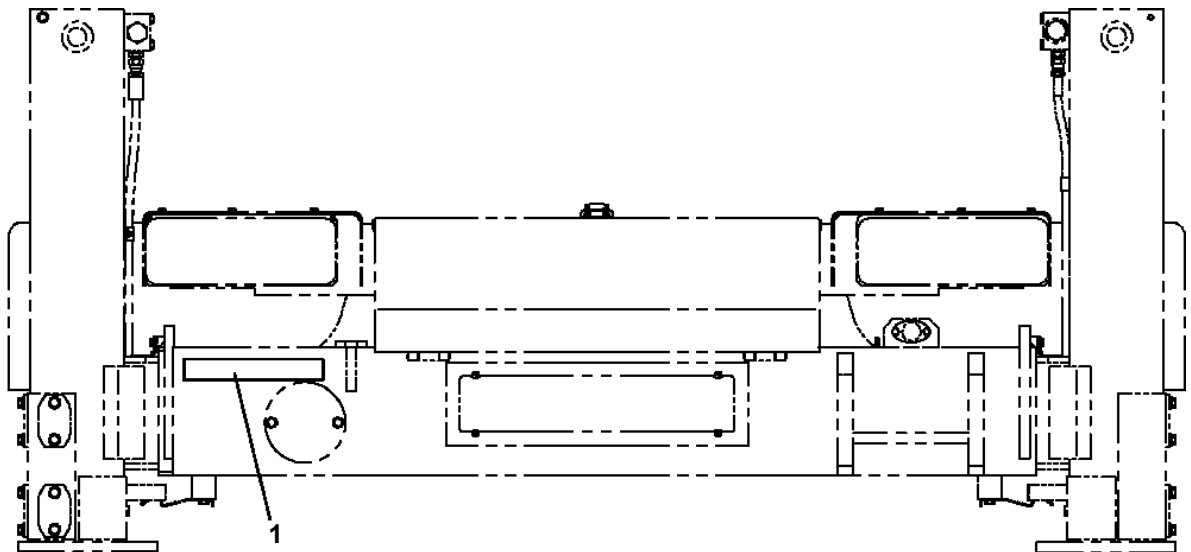


**AT-147-4 43010231821 UPPER,LOWER,HINO 2KG-XZU600F-TKFSE6  
PO1000183-00 INDICATION PLATES (LOWER)**

メイパ ン (カブ )  
INDICATION PLATES (LOWER)

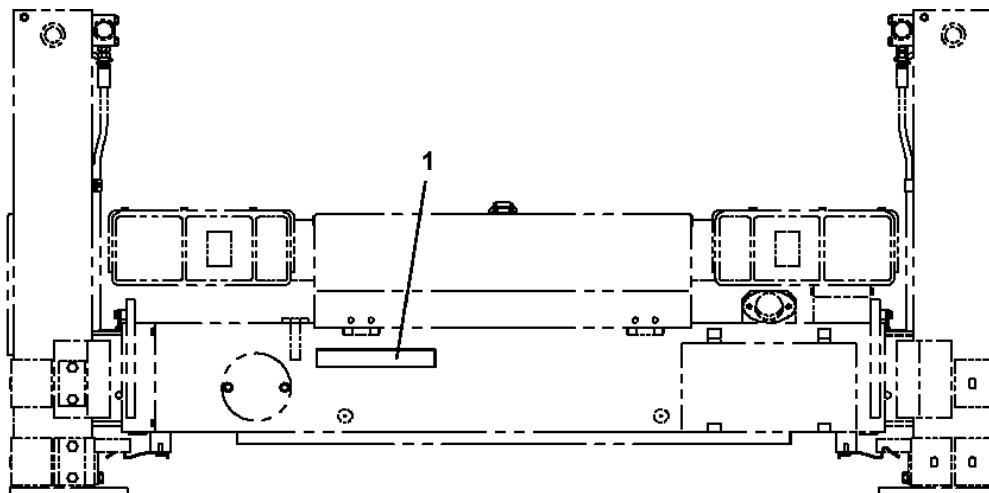
〔組立名称一覧〕より選択してください。  
SEE THE CORRESPONDING "ASSEMBLY NAME" LIST.

AT-147-4 43010231821 UPPER,LOWER,HINO 2KG-XZU600F-TKFSE6  
PO1014052-00 PLATE ASSY,NAME (LOADING CAPACITY 100KG)

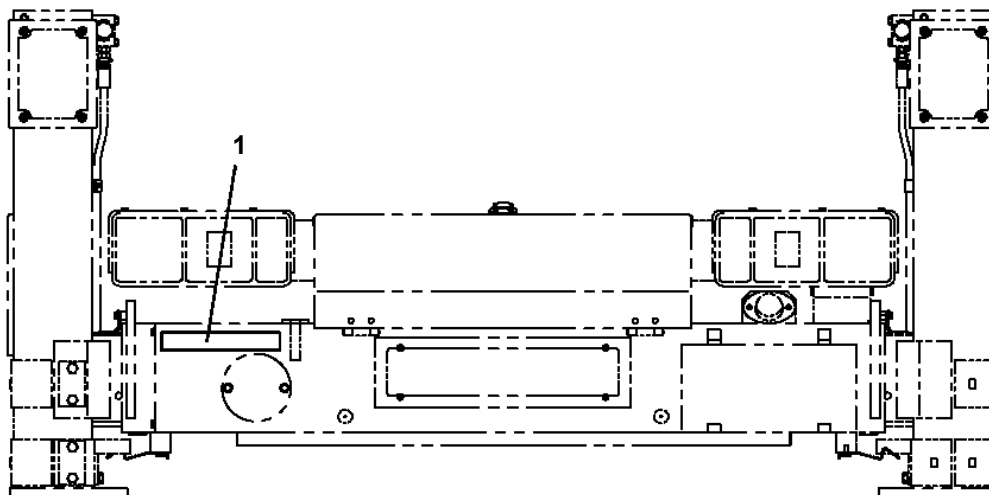


車両後部

AT-147-4 43010231821 UPPER,LOWER,HINO 2KG-XZU600F-TKFSE6  
PO1014599-00 PLATE ASSY,NAME (LOADING CAPACITY)

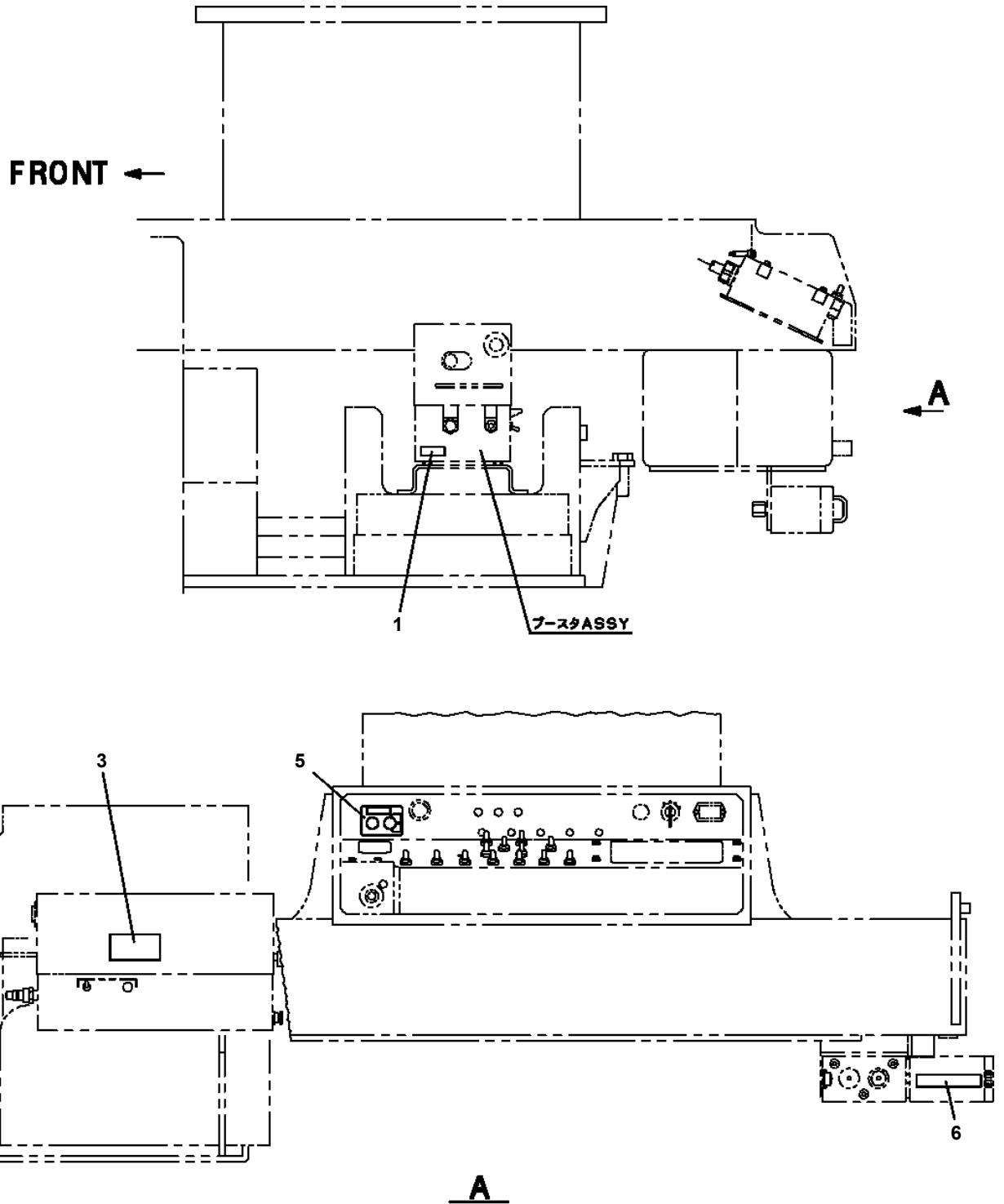


車両後部



車両後部  
(大型後部反射板付の場合)

AT-147-4 43010231821 UPPER,LOWER,HINO 2KG-XZU600F-TKFSE6  
 PO1015673-01 PLATE ASSY,NAME (BOOSTER+HYDRAULIC PRESSURE TAKEOUT)



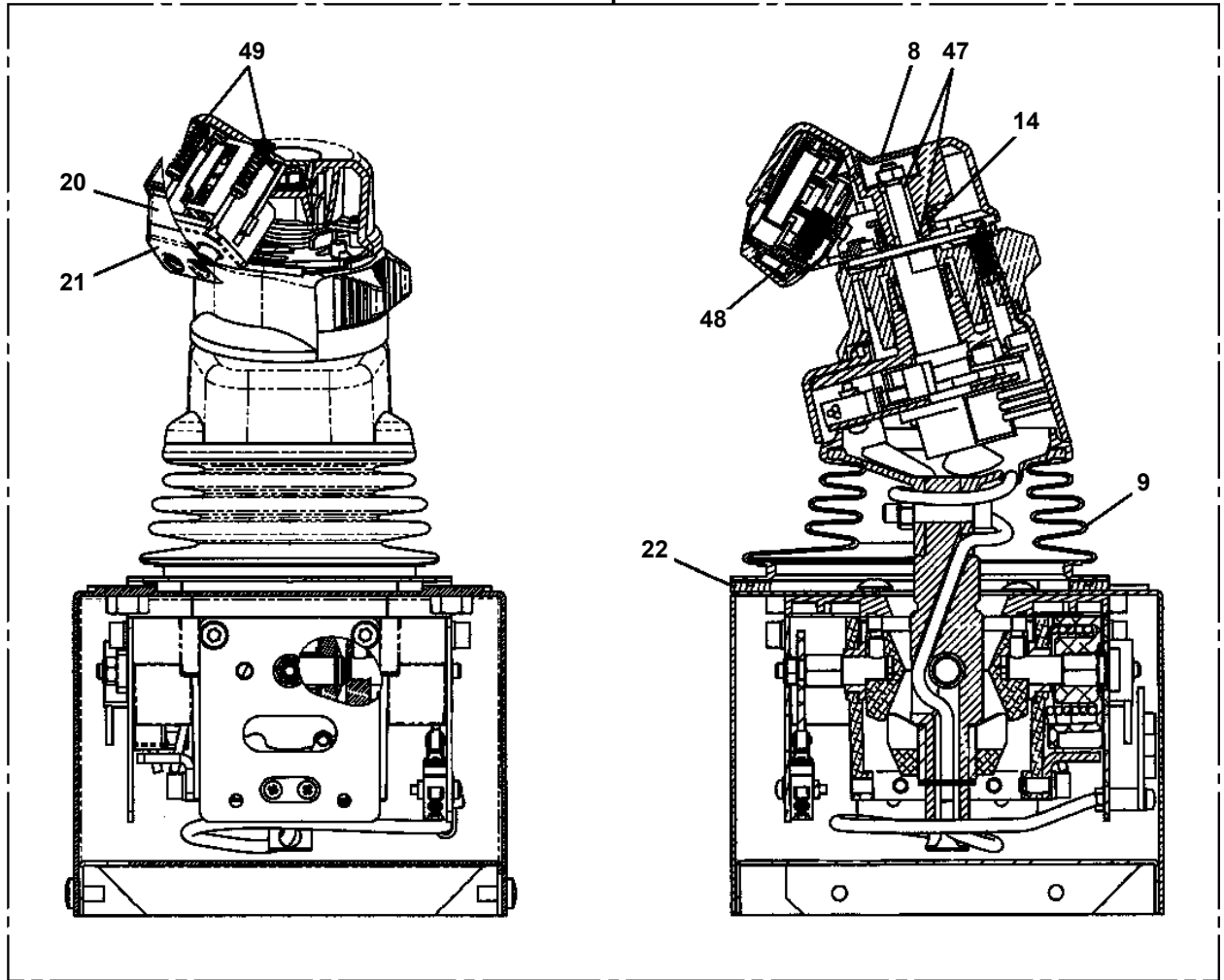
3  
**リセットスイッチ**  
 油圧工具を作業途中で戻したい  
 時に操作してください。

5  
**油圧取出**  
 ブース  
 リール

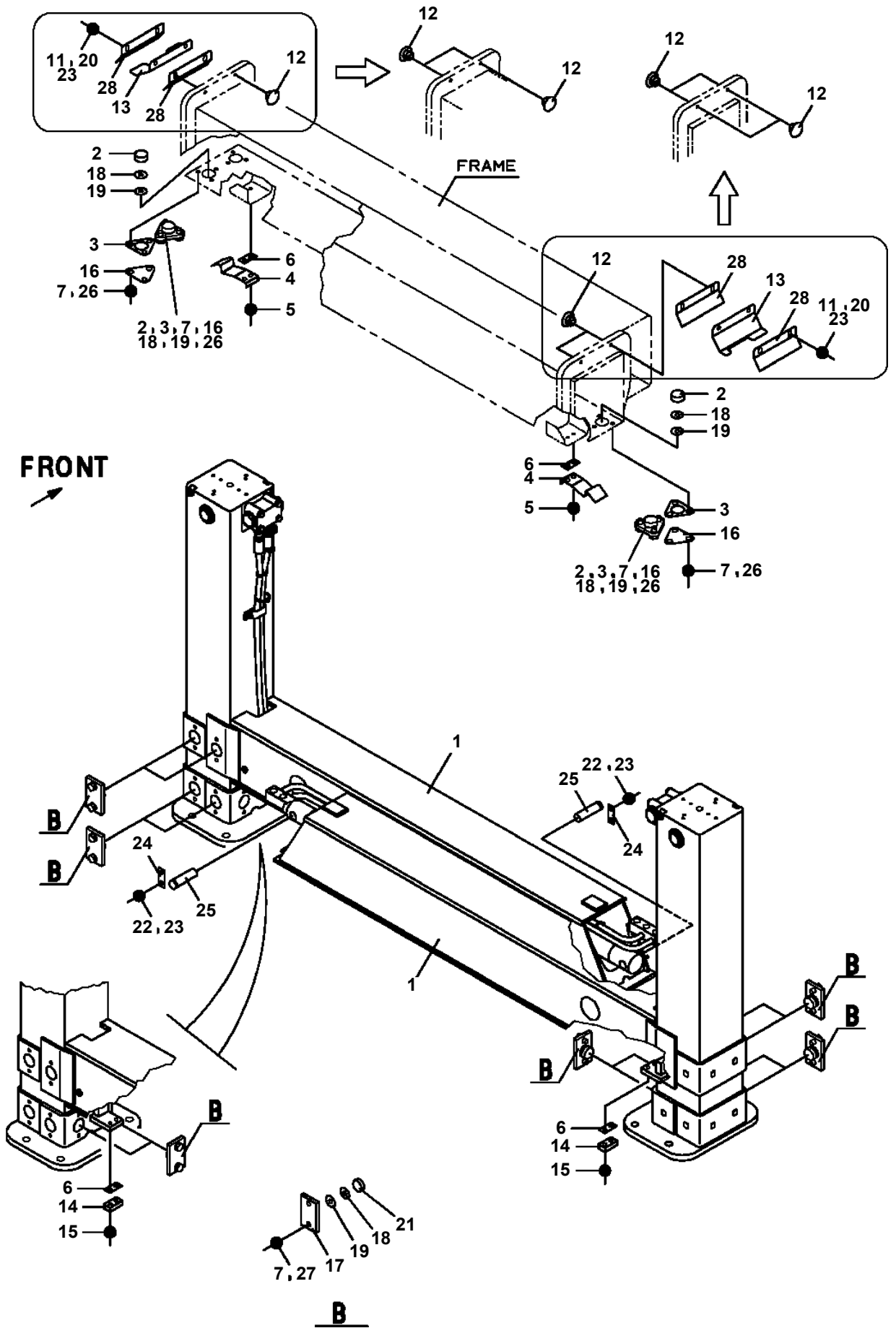
6  
**カバー開放厳禁**

AT-147-4 43010231821 UPPER,LOWER,HINO 2KG-XZU600F-TKFSE6  
PO5010060-00 OPE.ASSY

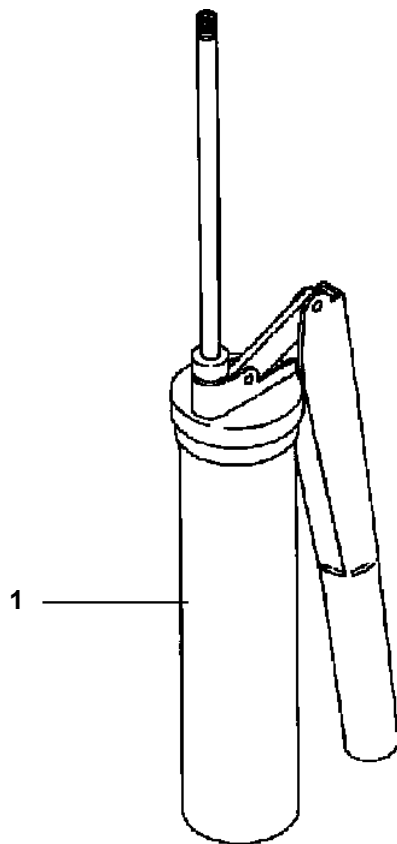
100



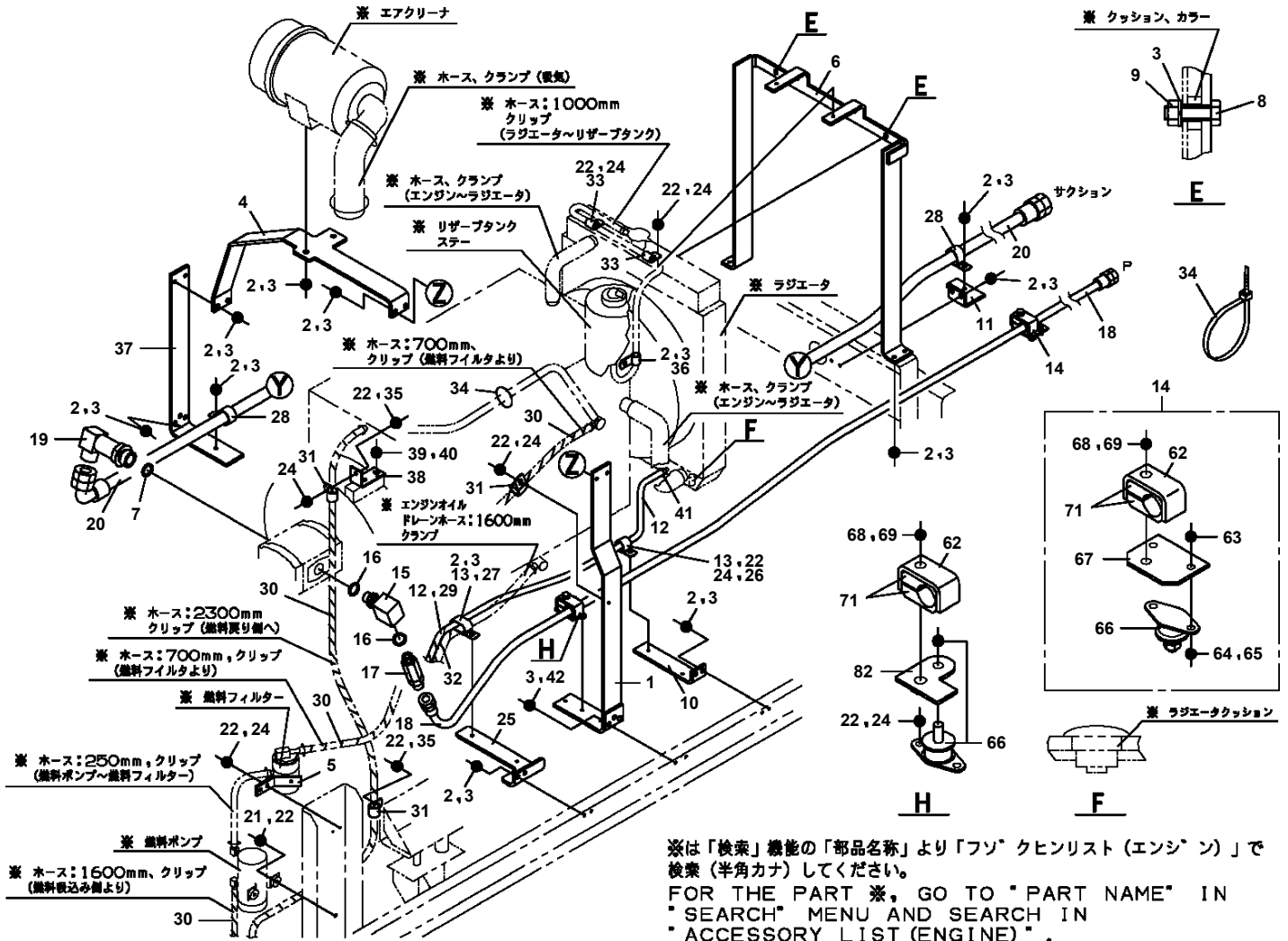
**AT-147-4 43010231821 UPPER,LOWER,HINO 2KG-XZU600F-TKFSE6  
PO5290071-00 OUTRIGGER ASSY,REAR**



AT-147-4 43010231821 UPPER,LOWER,HINO 2KG-XZU600F-TKFSE6  
PP5450004-00 PUMP,GREASE (400CC)



**AT-147-4 43010231821 UPPER,LOWER,HINO 2KG-XZU600F-TKFSE6  
PP6010529-00 PIPING ASSY (ENGINE UNIT)**

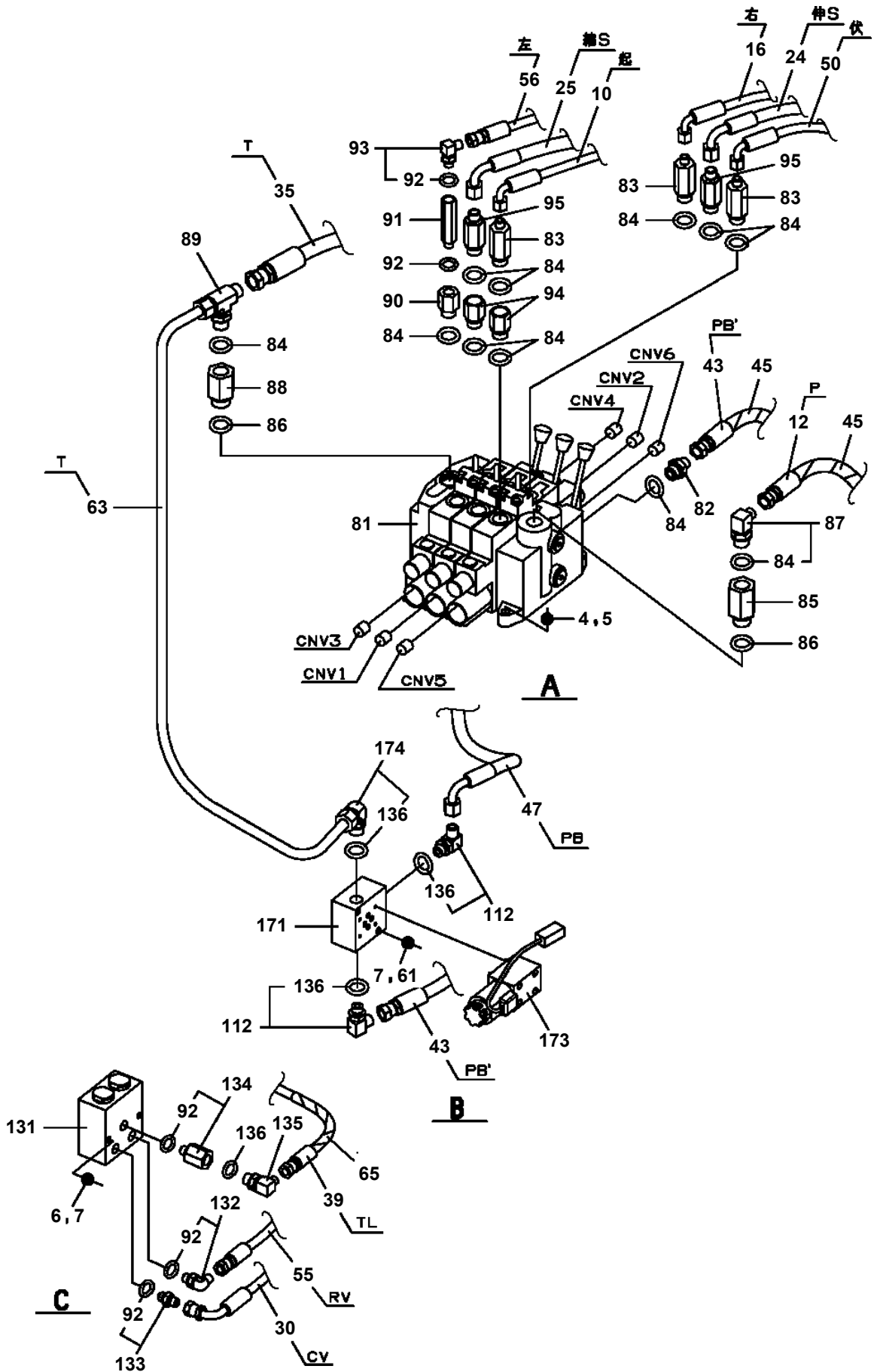


※は「検索」機能の「部品名称」より「フツ」クヒンリスト (エンジン) で検索 (半角カナ) してください。  
FOR THE PART ※, GO TO "PART NAME" IN "SEARCH" MENU AND SEARCH IN "ACCESSORY LIST (ENGINE)".

# AT-147-4 43010231821 UPPER,LOWER,HINO 2KG-XZU600F-TKFSE6

Pos No.	Parts No	Parts Name	Qty	Unit	Technical Data	Serial No (Start)	Serial No (End)	Re
2	37002408410	HOSE	1		L=475			
3	37002412190	HOSE	1		L=400			
4	37002419040	HOSE	1		L=1300			
5	37002419150	HOSE	1		L=1270			
7	90101208014	BOLT	6		M8X14			
8	90302040801	WASHER,SPRING	6		8			
9	37002437740	HOSE	1		L=630			
10	37002460810	HOSE	2		L=650			
11	80481304024	JOINT	2					
12	91002801800	O-RING	2		1B P18			
13	37002403690	HOSE	2		L=570			
14	80430620400	JOINT	2					
15	37002415020	HOSE	1		L=620			
16	37000925950	JOINT	1		S,G1/4-G1/4			
17	91002801100	O-RING	1		1B P11			
18	37002415100	HOSE	1		L=450			
19	37002464900	HOSE	2		L=430			
20	37002407340	HOSE	1		L=500			
21	80456120610	JOINT,SELF SEALING (PLUG)	1					
22	91002801400	O-RING	2		1B P14			
23	80456460600	JOINT,SELF SEALING (SOCKET)	1					
24	37000918980	JOINT	2					
25	37001600810	NUT	4		PF1/4			
26	82100001412	TUBE,SPIRAL	4	M	SE-12BK			
29	91810130230	FASTENER	2					
30	37000928550	JOINT	2					
31	37000928560	JOINT	1					
32	37001600820	NUT	1		PF3/8			
33	42346863002	SUPPORT	1					
34	90186208010	BOLT,FLANGE	2		M8X10			
35	91810132530	FASTENER	7					
37	80458010600	PLUG (FOR FEMAIL)	1		06			
38	80457030600	CAP	1					
61	42347231010	FITTING,FLANGE	1					
62	80430620400	JOINT	10					
63	80430620600	JOINT (WITH O-RING)	3		L,G3/8-G3/8			
64	37000925950	JOINT	1		S,G1/4-G1/4			
65	37000920990	JOINT	1					
66	80316070040	PLUG	5		PF1/4			
67	91002801400	O-RING	7		1B P14			
68	91002801100	O-RING	28		1B P11			
69	80316090020	PLUG	2		KKT PT1/8			
70	36741780000	VALVE,SOLENOID	2					
71	90172105050	BOLT,HEXAGON SOCKET	8		M5X50			
72	37000929850	JOINT	1		S,G1/4-G1/4			
73	80471020502	JOINT	2					
74	37000920980	JOINT	1		PF3/8-PF3/8			
75	80481302025	JOINT	2		L,G1/4-G1/4			
96	90172106040	BOLT,HEXAGON SOCKET	4		M6X40			
97	80400160127	JOINT	1					
98	36604750000	VALVE,RELIEF	1					
99	42342842000	VALVE ASSY,SOLENOID	1					
100	36647480000	VALVE,SOLENOID	1					
102	42346862100	FITTING,FLANGE	1					
104	37000919710	JOINT,BUSHING	1					
105	42345370100	JOINT	1					
106	80400160129	JOINT	1					
107	37000922070	JOINT	1		S,G1/4-G1/4			
108	80481702020	JOINT	1		L,G1/4-G1/4			
109	37000928570	JOINT	1					

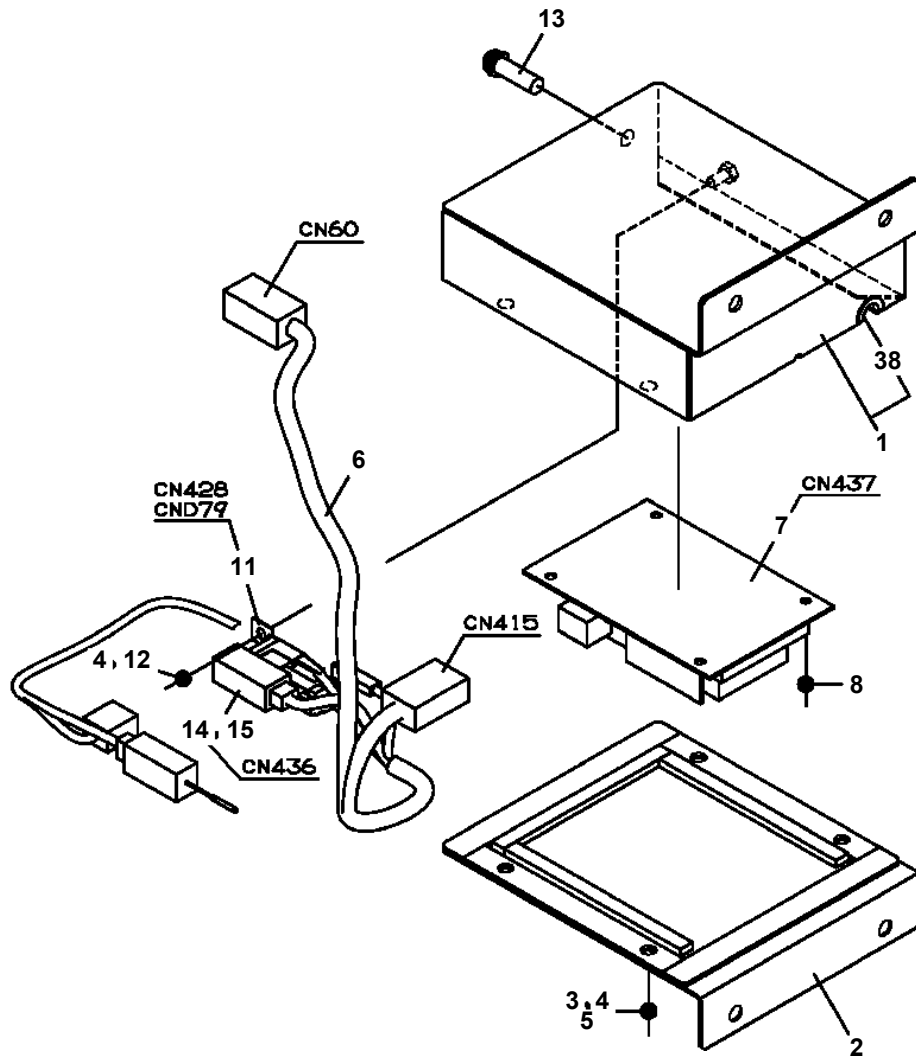
**AT-147-4 43010231821 UPPER,LOWER,HINO 2KG-XZU600F-TKFSE6  
PP6330015-00 PIPING ASSY,SWING FRAME**



# AT-147-4 43010231821 UPPER,LOWER,HINO 2KG-XZU600F-TKFSE6

Pos No.	Parts No	Parts Name	Qty	Unit	Technical Data	Serial No (Start)	Serial No (End)	Remarks	Page
1	90171108040	BOLT	6		M8X40				
3	90302040801	WASHER,SPRING	8		8				
4	90201780800	NUT	3		M8				
5	42422262300	PIPE,FLEXIBLE	1						
6	90101210020	BOLT	2		M10X20				
7	90302041001	WASHER,SPRING	4		10				
8	90201201000	NUT	6		M10				
9	42422262200	MUFFLER	1						
10	42422262010	PLATE	1						
11	90162260500	U-BOLT	1		50AXM10				
12	42422262020	SUPPORT	1						
13	90101208025	BOLT	2		M8X25				
14	90201200800	NUT	2		M8				
31	36361361040	GASKET (EXHAUST)	2						
51	36361361050	MUFFLER	1						

AT-147-4 43010231821 UPPER,LOWER,HINO 2KG-XZU600F-TKFSE6  
PR5100138-00 RELAY BOX ASSY



**AT-147-4 43010231821 UPPER,LOWER,HINO 2KG-XZU600F-TKFSE6  
PS5080025-00 SELECTOR ASSY,BOOSTER (AIR X 1,40T,TEMPORARY HOLD)**

セレクタASSY,フースタ (エアX1,40T,カリホシツキ,ハネルカブラセツソク)  
SELECTOR ASSY,BOOSTER (AIR X 1,40T,TEMPORARY HOLD)

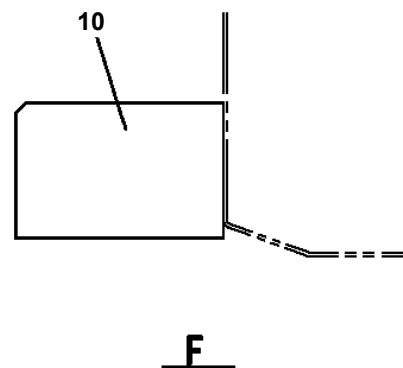
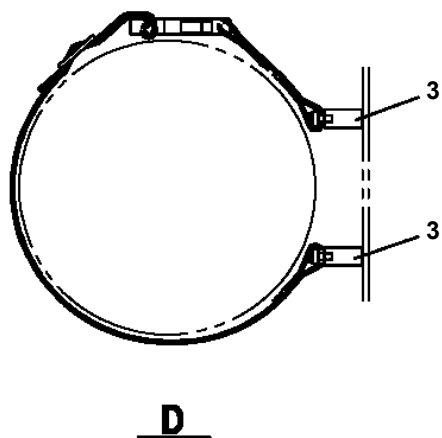
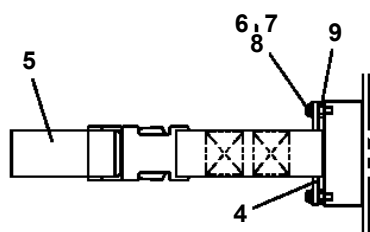
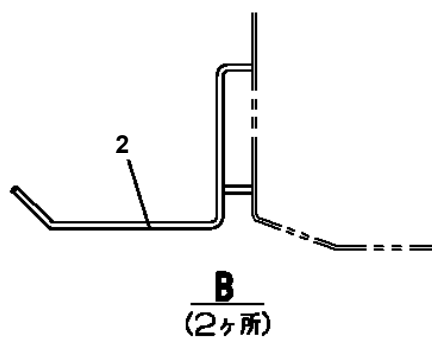
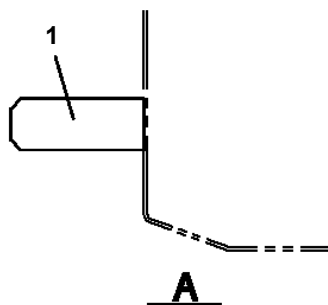
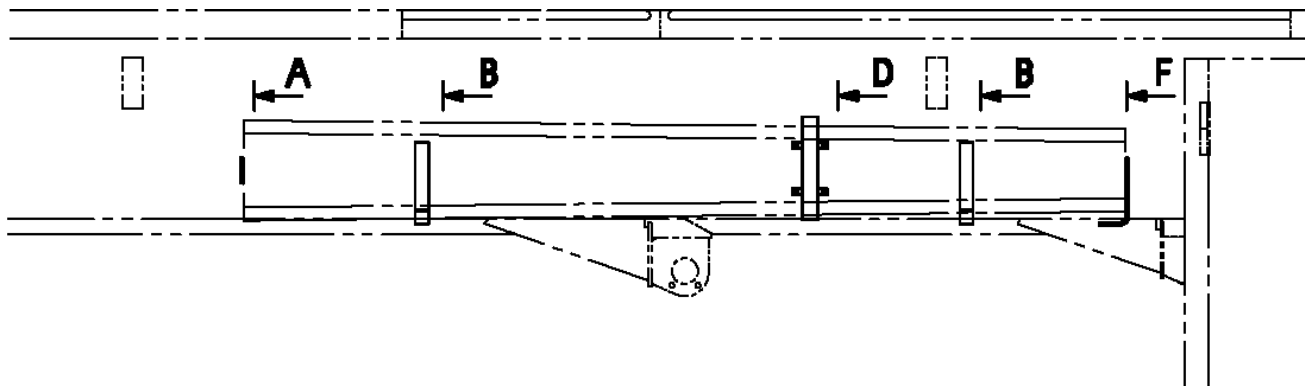
高圧切替付・エア操作 (パネルカブラ接続)  
ワンスイッチ対応

符号	日本語名称	英語名称	備考
1	フースタASSY	BOOSTER ASSY	
2	ハイセンASSY (フースタ)	ELEC. ASSY (BOOSTER)	
3	パイコンASSY (フースタ)	PIPING ASSY (BOOSTER)	

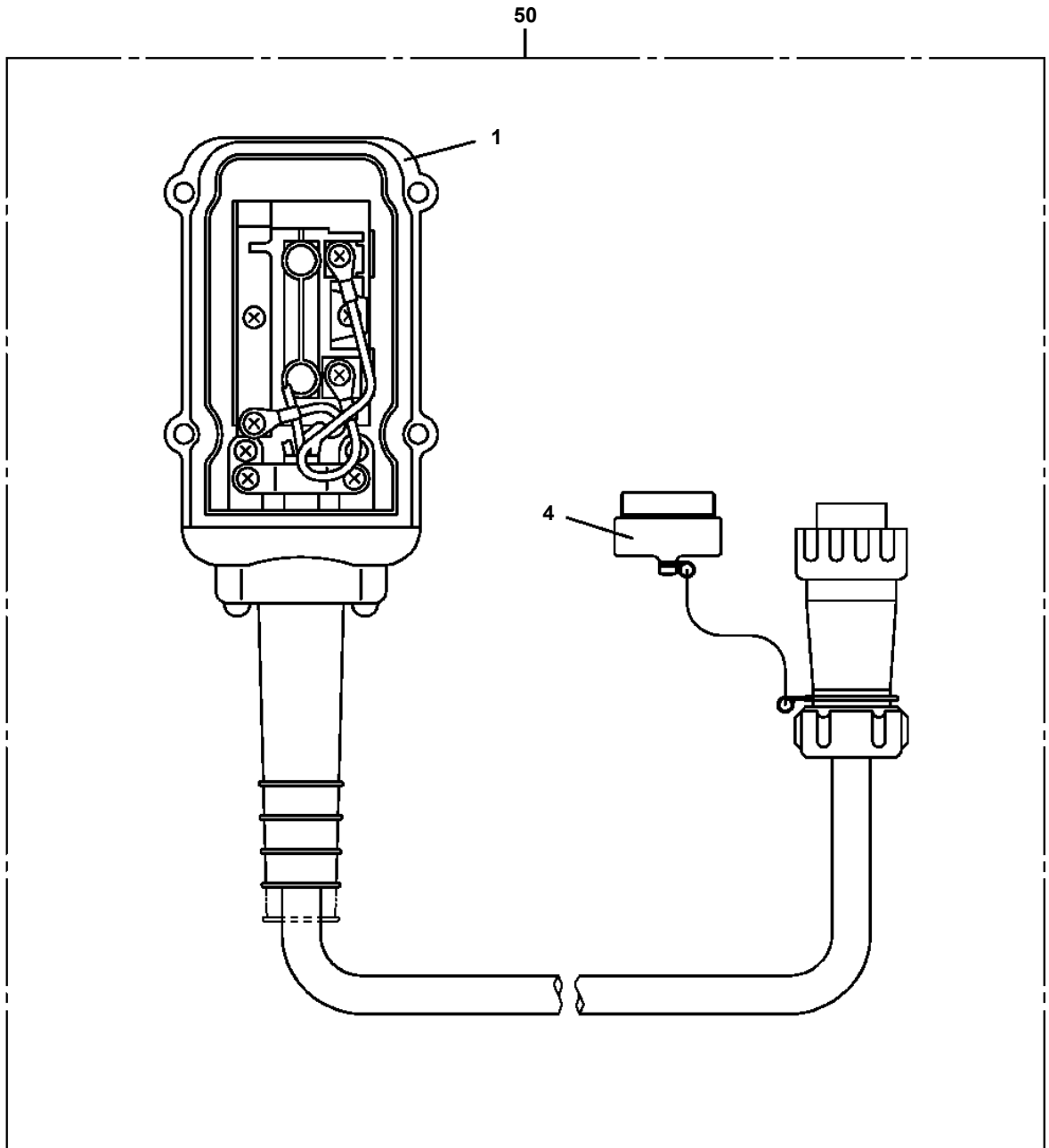
適用製造番号によっては取り付けがないものもあります。

MACHINES OF SOME SERIAL NO. ARE NOT EQUIPPED WITH THESE PARTS.

AT-147-4 43010231821 UPPER,LOWER,HINO 2KG-XZU600F-TKFSE6  
PS5420413-00 SUPPORT ASSY (GUARD NET)



**AT-147-4 43010231821 UPPER,LOWER,HINO 2KG-XZU600F-TKFSE6  
PS5530103-00 SWITCH ASSY (3M,ELECTLIC BOOSTER REMOCON)**



**AT-147-4 43010231821 UPPER,LOWER,HINO 2KG-XZU600F-TKFSE6  
PS5530373-00 SWITCH ASSY (SAFETY ROPE INTERLOCK,WITHOUT SELECTOR SW)**

スイッチASSY (セーフティロープ インターロック, シ` ヨウインキリカエSWナシ)  
SWITCH ASSY (SAFETY ROPE INTERLOCK,WITHOUT SELECTOR SW)

---

指示番号 KEY NO.	部品名称 PART NAME	備考 REMARK
1	ハイセンASSY ELEC.ASSY	補助ロープ規制スイッチ

適用製造番号によっては取り付けがないものもあります。

MACHINES OF SOME SERIAL NO. ARE NOT EQUIPPED WITH THESE PARTS.



# AT-147-4 43010231821 UPPER,LOWER,HINO 2KG-XZU600F-TKFSE6

Pos No.	Parts No	Parts Name	Qty	Unit	Technical Data	Serial No (Start)	Serial No (End)
2	36653355010	PLUG	3				
3	36646965020	PLUG	2				
4	36653355010	PLUG	9				
5	36653355010	PLUG	3				
6	36636505010	PLUG	1				
7	36648355010	PLUG	1				
8	36636505010	PLUG	4				
9	91002802200	O-RING	12		1B P22		
10	91002800700	O-RING	23		1B P7		
11	91002801100	O-RING	2		1B P11		
12	91002802000	O-RING	1		1B P20		
13	91002800700	O-RING	1		1B P7		
14	36648355460	FILTER ASSY (WITH HOLDER,O-RING)	1				
16	36648355400	COVER,END (1)	3				
17	36648355410	COVER,END (2)	3				
18	36742265010	COVER	3				
19	36648355070	COVER (SOLENOID)	6				
20	36646965020	PLUG	3				
21	36742265040	VALVE ASSY,RELIEF	9				
22	36742265030	CAP	9				
23	36653355010	PLUG	3				
24	91001002400	O-RING	3		S24		
25	91002800600	O-RING	6		1B P6		
26	91002801100	O-RING	3		1B P11		
27	91002802000	O-RING	3		1B P20		
28	91001002900	O-RING	3		S29		
29	90131905016	BOLT,HEXAGON SOCKET	24		M5X16		
30	90131906035	BOLT,HEXAGON SOCKET	12		M6X35		
31	90131905008	BOLT,HEXAGON SOCKET	12		M5X8		
32	36741735040	SCREW	3				
36	36648355120	SPRING	3				
37	36648355130	SPRING	3				
38	36648355140	SEAT,SPRING	6				
39	36648355150	BOLT (SPACER)	3				
40	36648355160	PIN	3				
41	36641435010	PIN	3				
42	36648355180	PIN	3				
43	36648355190	LEVER	3				
44	36648355200	KNOB	3				
45	36648355210	CAP	3				
46	36648355220	PIN,SPRING	3				
47	36648355230	ROLLER,NEEDLE	3				
48	36648355240	O-RING	6				
49	36648355250	SEAT (1)	3				
50	36648355260	SEAT (2)	3				
51	36648355270	BALL,STEEL	3				
52	36648355280	PLUG	4				
53	91002801400	O-RING	4		1B P14		
54	91000501200	O-RING	3				
55	91000501300	O-RING	3		AS568-013		
56	36742785010	VALVE,RELIEF	1				
60	36648355320	SPRING	1				
61	36648355330	SPRING	1				
62	36648355340	SPRING	3				
63	36648355350	PLUG	5				
64	36742565010	PLUG	1				
65	91002801400	O-RING	5		1B P14		
66	91000501700	O-RING	1				
67	36648355360	BOLT	4				
68	36648355370	NUT	4				
71	36742265020	VALVE,REDUCING	6				
101	91001000800	O-RING	1		S8		
500	36742780000	VALVE ASSY,CONTROL	1				

**AT-147-4 43010231821 UPPER,LOWER,HINO 2KG-XZU600F-TKFSE6**

Pos No.	Parts No	Parts Name	Qty	Unit	Technical Data	Serial No (Start)	Serial No (End)	Remarks
1	36643050000	VALVE,SOLENOID	1					
10	42342842000	VALVE ASSY,SOLENOID	1					

# AT-147-4 43010231821 UPPER,LOWER,HINO 2KG-XZU600F-TKFSE6

Pos No.	Parts No	Parts Name	Qty	Unit	Technical Data	Serial No (Start)	Serial No (End)	Remarks	Pages
1	42470340000	MAT	1		1000X630 T=6				

# AT-147-4 43010231821 UPPER,LOWER,HINO 2KG-XZU600F-TKFSE6

Pos No.	Parts No	Parts Name	Qty	Unit	Technical Data	Serial No (Start)	Serial No (End)	Remarks	Pages
1	36073820000	WINCH	1						000100
2	42310951100	SUPPORT	1						
3	42310951200	SUPPORT	1						
4	42310951020	JOINT	1						
5	80320030050	FITTING,ELBOW	1		KLE10-020N				
6	42310951300	PIN	1						
7	37002600400	WEDGE	1						
8	90101212018	BOLT	6		M12X18				
9	90302041201	WASHER,SPRING	6		12				
10	90101210016	BOLT	4		M10X16				
11	90302041001	WASHER,SPRING	4		10				
12	90101208018	BOLT	4		M8X18				
13	90302040801	WASHER,SPRING	8		8				
14	80400160128	JOINT	2		S,G3/8-G1/4				
15	91002801400	O-RING	2		1B P14				
16	42311917100	SUPPORT	1						
17	90102208035	BOLT	2		M8X35				
18	90201200800	NUT	2		M8				
19	90303070801	WASHER,PLAIN	2		8				

**AT-147-4 43010231821 UPPER,LOWER,HINO 2KG-XZU600F-TKFSE6**

Pos No.	Parts No	Parts Name	Qty	Unit	Technical Data	Serial No (Start)	Serial No (End)	Remarks	Pages
1	42736320100	STEP	1						
2	34393906550	PLATE (NON-SLIP)	2						

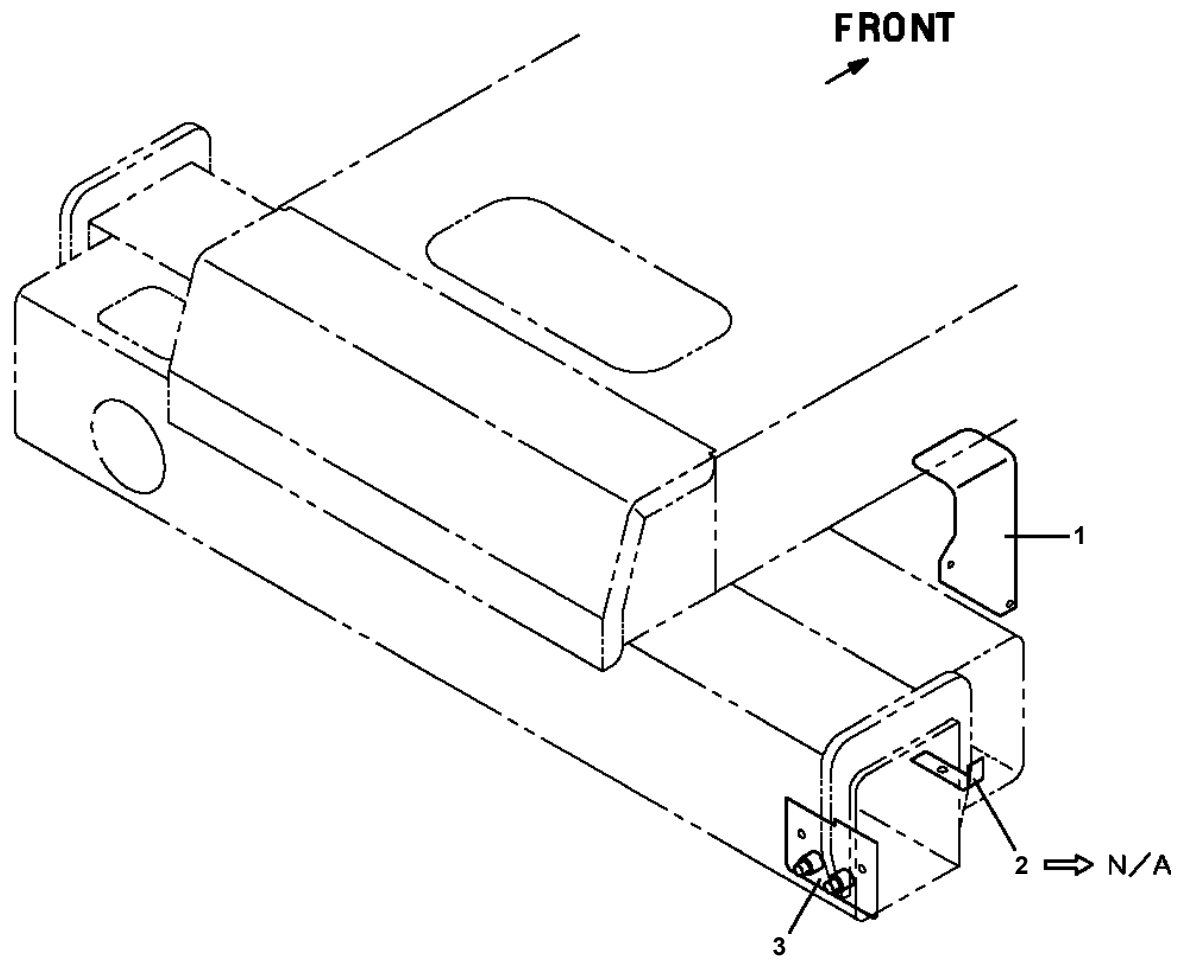
**AT-147-4 43010231821 UPPER,LOWER,HINO 2KG-XZU600F-TKFSE6**

Pos No.	Parts No	Parts Name	Qty	Unit	Technical Data	Serial No (Start)	S
12	42738221000	WOOD BLOCK (KANSAI DENRYOKU/DETACHABLE)	4				

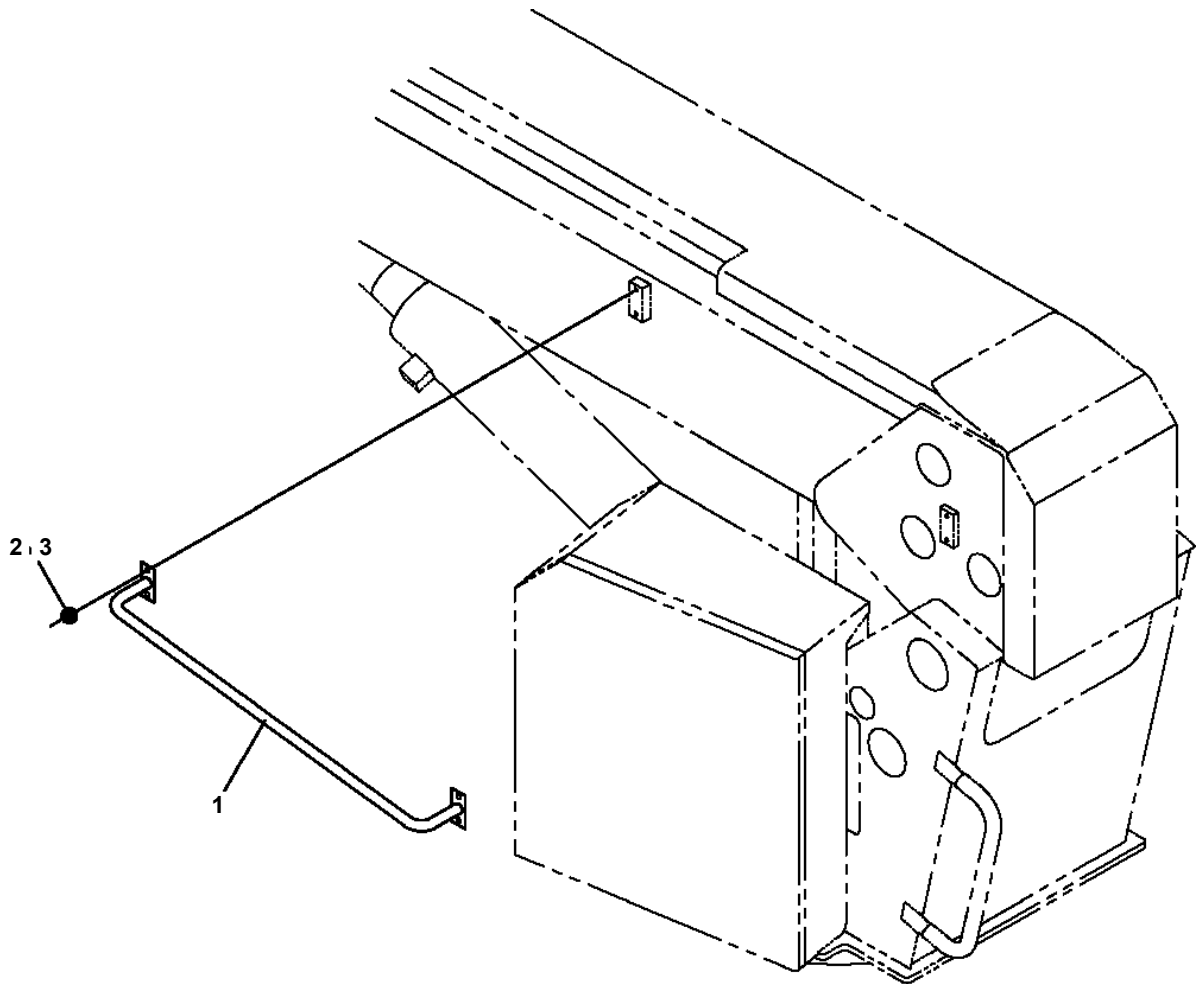
# AT-147-4 43010231821 UPPER,LOWER,HINO 2KG-XZU600F-TKFSE6

Pos No.	Parts No	Parts Name	Qty	Unit	Technical Data	Serial No (Start)	Serial No (End)	Remarks	Pages
1	42501710000	BOX,TOOL	1						

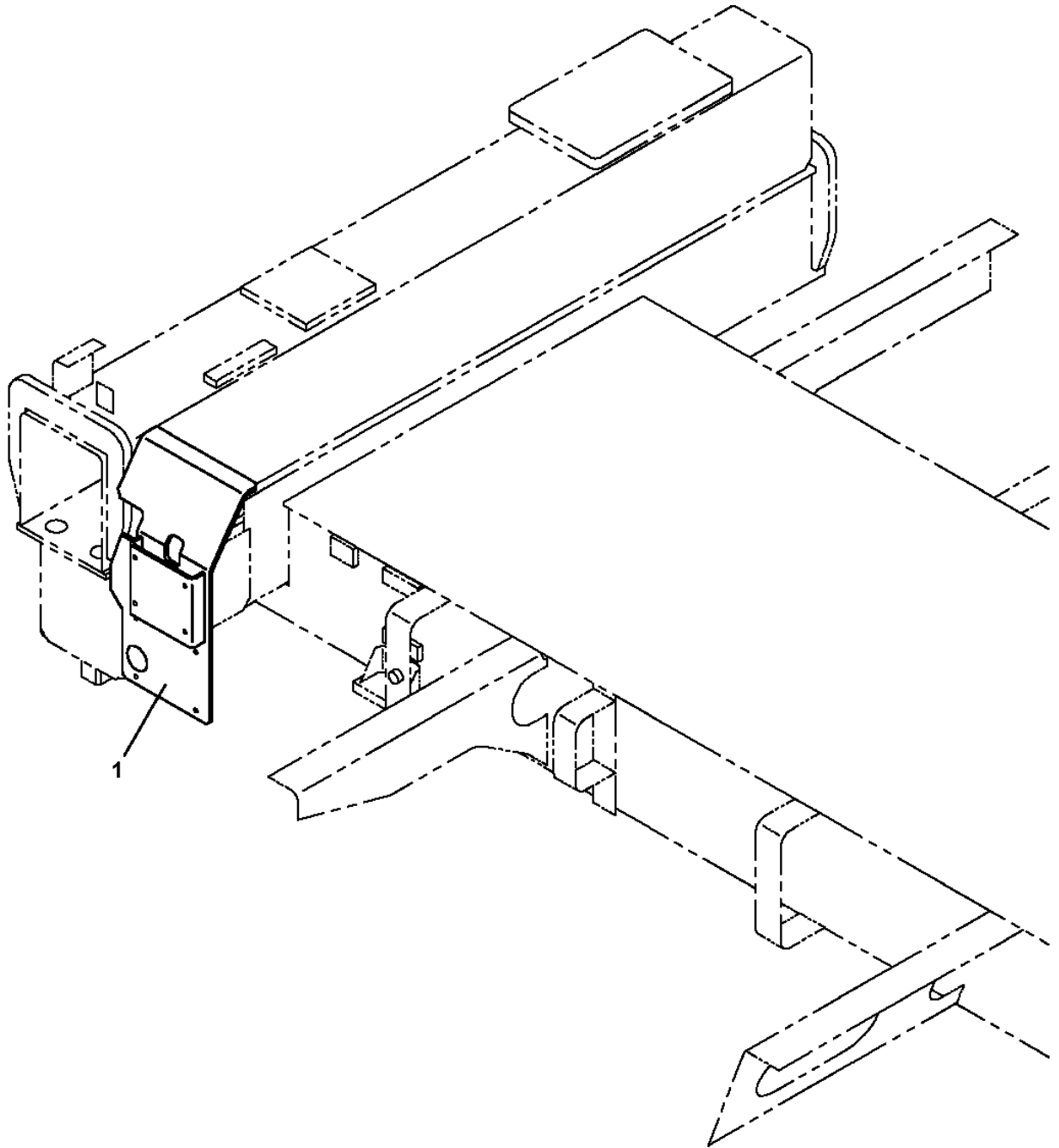
AT-147-4 43010231821 UPPER,LOWER,HINO 2KG-XZU600F-TKFSE6  
PX1810287-01 MOUNT,SUPPORT



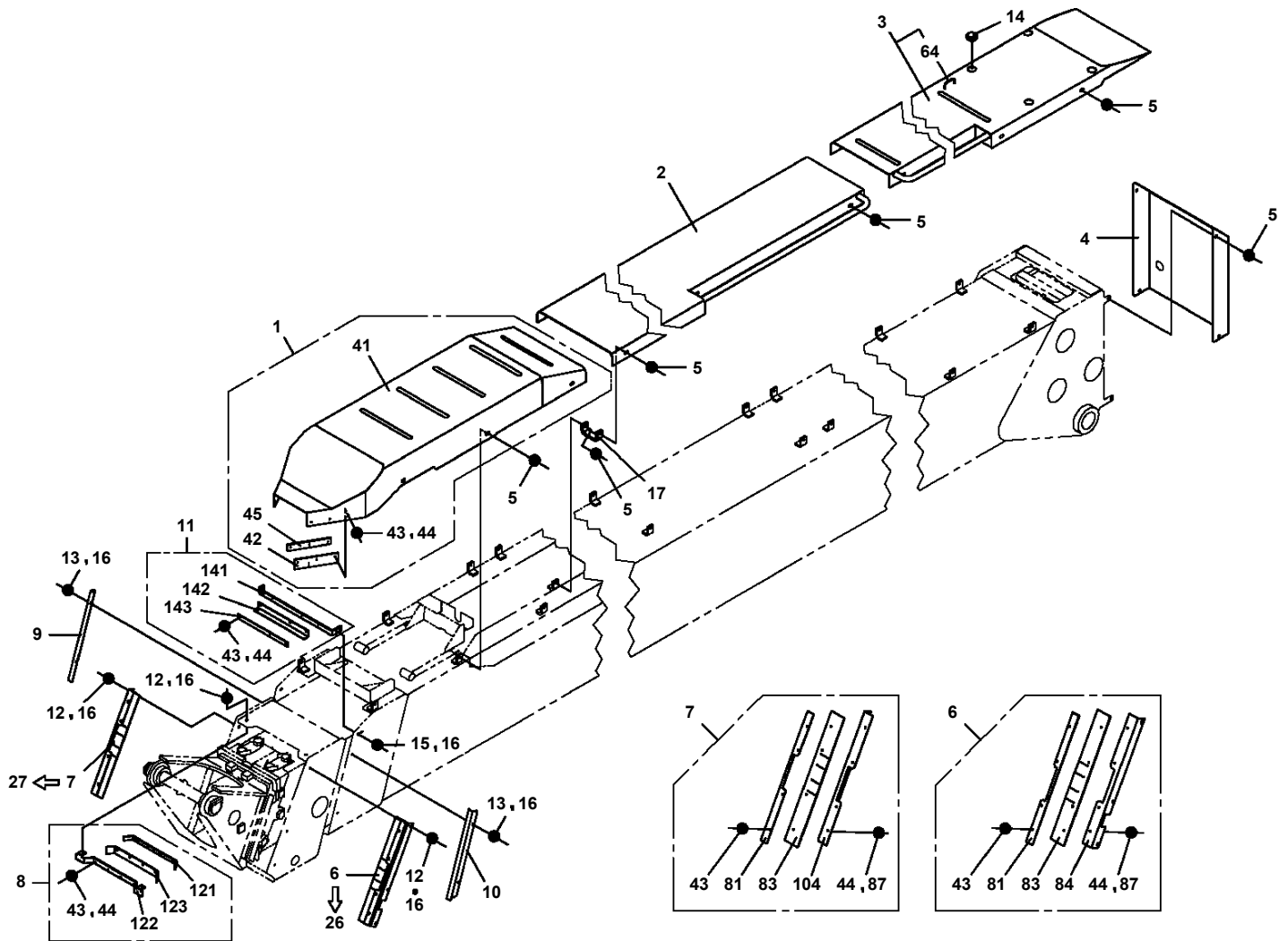
**AT-147-4 43010231821 UPPER,LOWER,HINO 2KG-XZU600F-TKFSE6  
PX5010480-00 MOUNT ASSY (HANDRAIL:BOOM SIDE)**



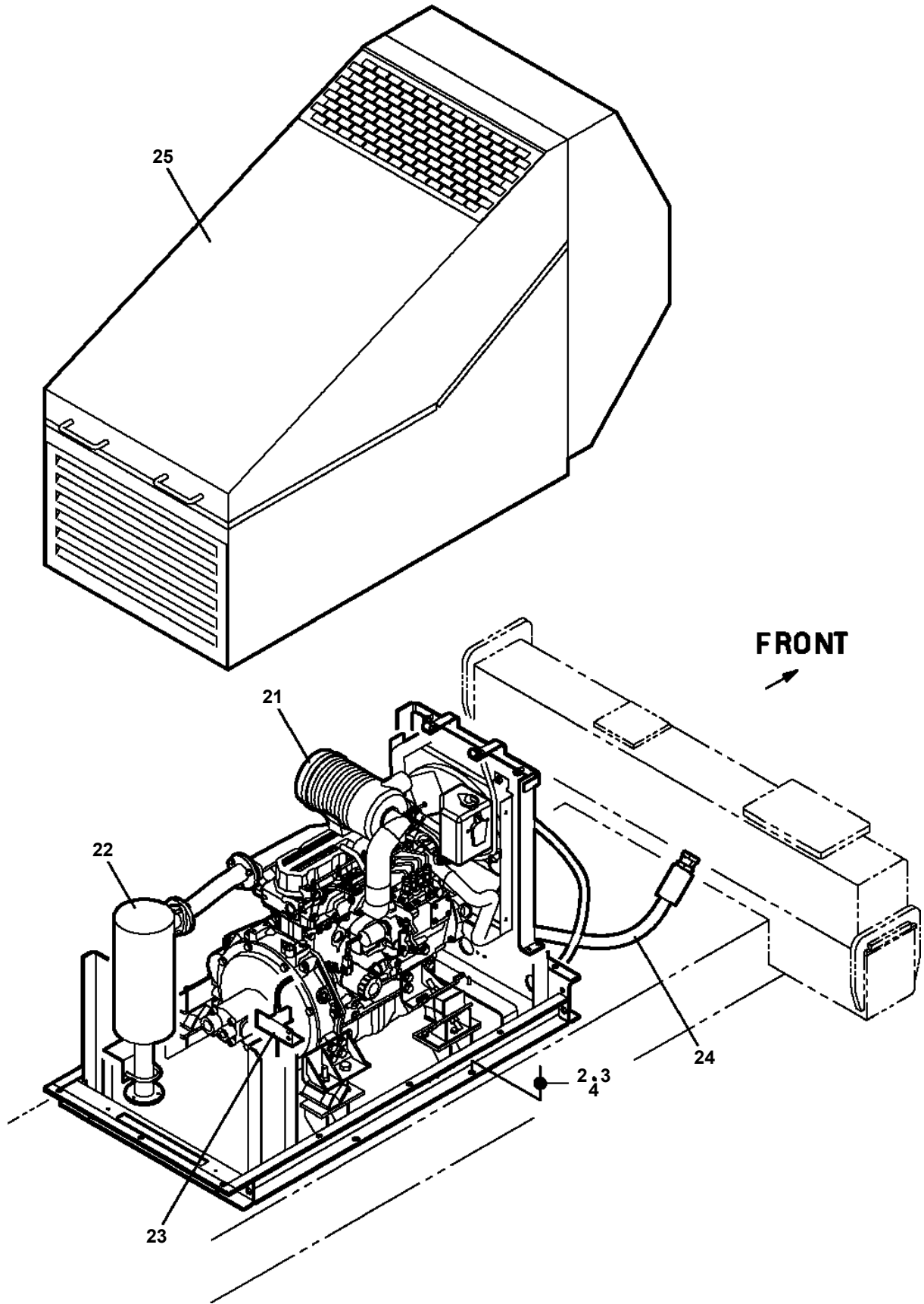
**AT-147-4 43010231821 UPPER,LOWER,HINO 2KG-XZU600F-TKFSE6  
PX5010621-00 MOUNT ASSY (BATTERY)**



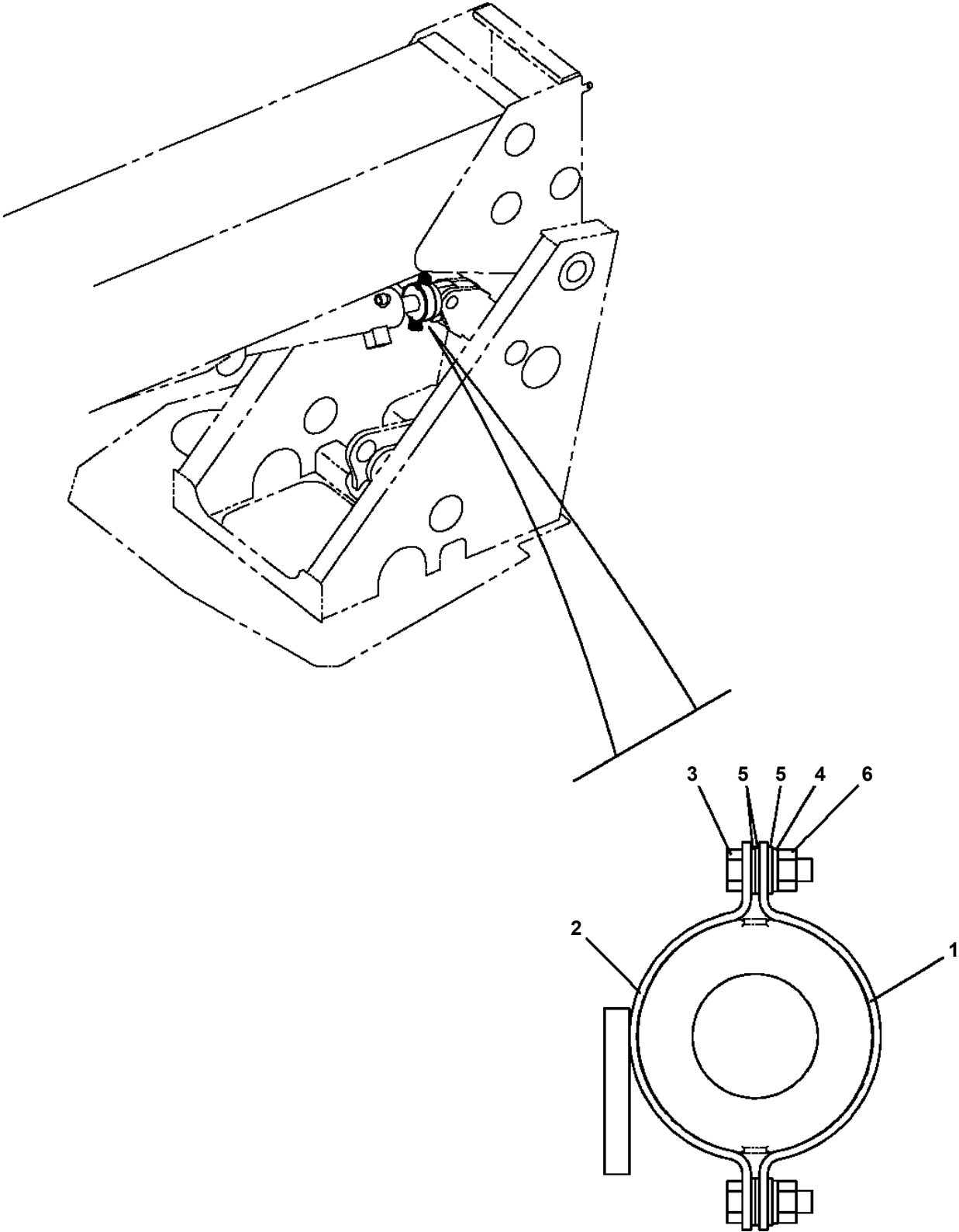
AT-147-4 43010231821 UPPER,LOWER,HINO 2KG-XZU600F-TKFSE6  
PX5260028-01 MOUNT ASSY,COVER



AT-147-4 43010231821 UPPER,LOWER,HINO 2KG-XZU600F-TKFSE6  
PX5310009-00 MOUNT ASSY,ENGINE UNIT (L SPEC.)



**AT-147-4 43010231821 UPPER,LOWER,HINO 2KG-XZU600F-TKFSE6  
PX5690015-00 MOUNT ASSY,SUPPORT (DISTORTED DETECTION/LEVELING CYL)**



**AT-147-4 43010231821 UPPER,LOWER,HINO 2KG-XZU600F-TKFSE6  
PX5780356-00 MOUNT ASSY,TOOL BOX (RIGHT/FRONT:2-DECK,REAR:NONE)**

マウントASSY, ツールボックス (ライト/フロント:2デック, リヤ:ナシ)  
MOUNT ASSY, TOOL BOX (RIGHT/FRONT:2-DECK, REAR:NONE)

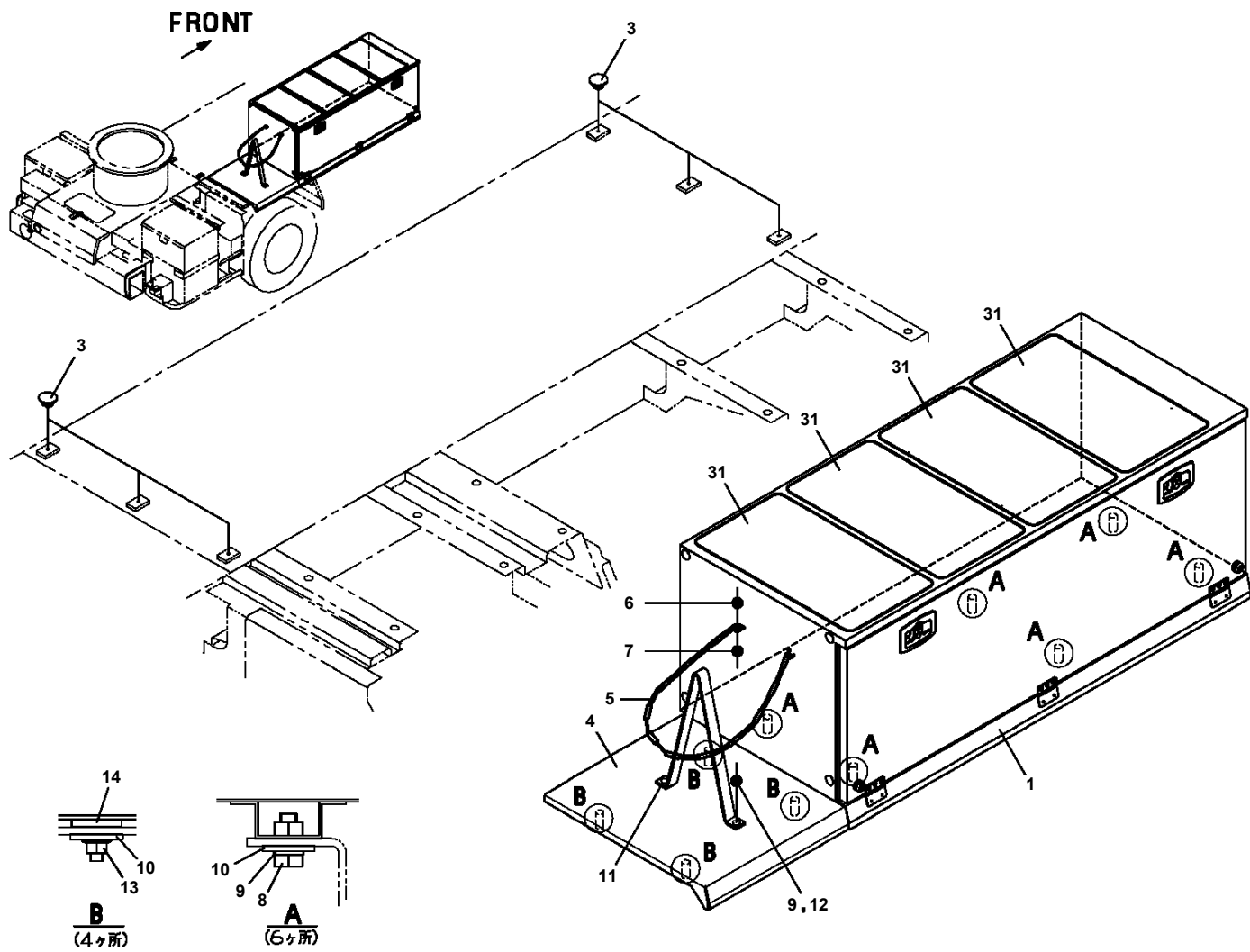
L仕様 右前:2段工具箱・右後:無

指示番号 KEY NO.	部品名称 PART NAME	備考 REMARK
1	マウントASSY, ツールボックス MOUNT ASSY, TOOL BOX	右前2段工具箱
2	マウントASSY, デッキ MOUNT ASSY, DECK	右後用
3	マウントASSY MOUNT ASSY	右後サイドガード用

適用製造番号によっては取り付けがないものもあります。

MACHINES OF SOME SERIAL NO. ARE NOT EQUIPPED WITH THESE PARTS.

**AT-147-4 43010231821 UPPER,LOWER,HINO 2KG-XZU600F-TKFSE6  
PX5780366-00 MOUNT ASSY,TOOL BOX (RIGHT/FRONT:1-DECK)**



**AT-147-4 43010231821 UPPER,LOWER,HINO 2KG-XZU600F-TKFSE6  
PX5780532-00 MOUNT ASSY,TOOL BOX (LEFT/FRONT:1-DECK,REAR:1-DECK)**

マウントASSY, ツールボ<sup>ク</sup>ックス (レフト/フロント:1ﾀ<sup>ン</sup>, リヤ:1ﾀ<sup>ン</sup>)  
MOUNT ASSY, TOOL BOX (LEFT/FRONT:1-DECK, REAR:1-DECK)

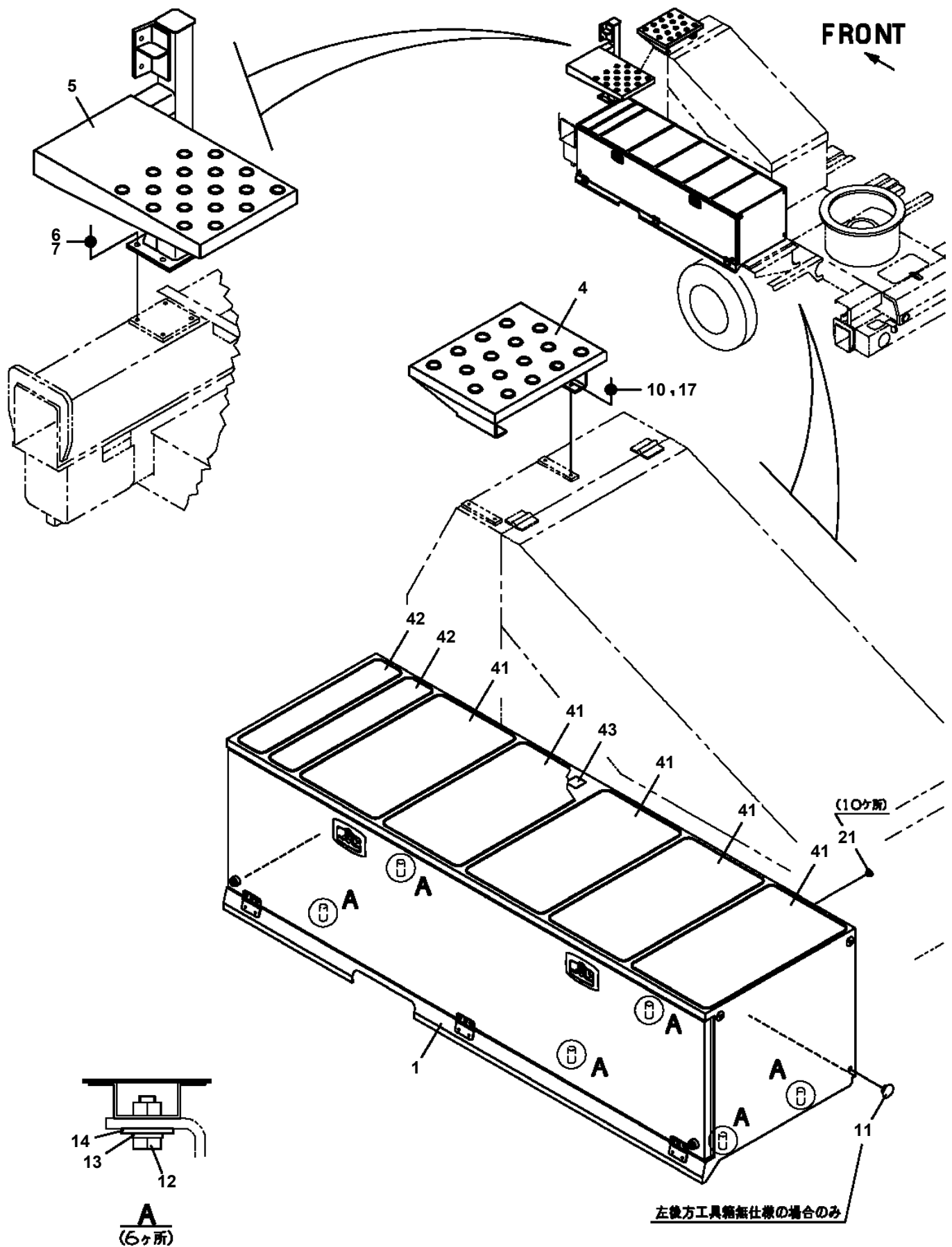
L仕様  
左前:1段工具箱・左後:1段工具箱

符号	日本語名称	英語名称	備考
1	マウントASSY, ツールボ <sup>ク</sup> ックス	MOUNT ASSY, TOOL BOX	左前1段工具箱
2	マウントASSY, ツールボ <sup>ク</sup> ックス	MOUNT ASSY, TOOL BOX	左後1段工具箱+後方乗込用テスリ

適用製造番号によっては取り付けがないものもあります。

MACHINES OF SOME SERIAL NO. ARE NOT EQUIPPED WITH THESE PARTS.

AT-147-4 43010231821 UPPER,LOWER,HINO 2KG-XZU600F-TKFSE6  
 PX5780537-00 MOUNT ASSY,TOOL BOX (LEFT/FRONT:1-DECK)



# AT-147-4 43010231821 UPPER,LOWER,HINO 2KG-XZU600F-TKFSE6 PY1001801-10 OPTION UNIT,1 (UPPER)

符号	日本語名称	英語名称	備考
1	カバー ASSY	COVER ASSY	インナーケース補強
2	ランプ ASSY	LAMP ASSY	ハット部照明灯
3	ランプ	LAMP	黄色マーカランプ
4	ランプ ASSY	LAMP ASSY	フレーム横作業灯
5	ランプ ASSY (フレームレスト左)	LAMP ASSY	フレームレスト左作業灯
6	ランプ	LAMP	O/R操作ハット部照明
7	ランプ	LAMP	水準器灯
8	カイズ ヴ ASSY	MODIFICATION ASSY	黄色マーカランプ LEDハット部 交換改造用
9	フロート ASSY	FLOAT ASSY	大型コラムフロート
10	スイッチ ASSY	SWITCH ASSY	垂直・水平制御
11	スイッチ ASSY	SWITCH ASSY	セーフティロープ インターロック (乗員切替スイッチ兼)
12	スイッチ ASSY	SWITCH ASSY	セーフティロープ インターロック (乗員切替スイッチ付)
13	ステップ, ハット ケット	STEP, BUCKET	ハットケットライナ内ステップ 滑り止め
14	マーキング	MARKING	フレーム1m伸び合いマーク
15	マーキング	MARKING	フレーム1m伸び合いマーク (赤色、四角、TOPフレーム貼付)
16	マウント ASSY, リフレクタ	MOUNT ASSY, REFLECTOR	旋回格納位置合いマーク
17	アタッチメント, シフト	ATTACHMENT, JIB	フレーム側面FRPシフト 仮取付アームサポーター
18	アタッチメント, シフト	ATTACHMENT, JIB	フレーム側面FRPシフト 仮取付アームサポーター (フレーム先端側にFRPシフト シープ側を格納)
19	ガイド	GUIDE	フレーム横フックガイド レール $\phi 17.3 \times t 2.3$ (ハット部材)
20	ガイド	GUIDE	フレーム横フックガイド レール 同電工仕様
21	カバー	COVER	セカンドフレーム先端FRPカバー
22	カバー	COVER	キー式非常スイッチカバー
23	ビューシステム (カラーモニタ)	VIEW SYSTEM	ハット部モニタカメラ (いすゞ車対応) 市光製ルーミラ型カラーモニタ
24	ビューシステム (カラーモニタ)	VIEW SYSTEM	ハット部モニタカメラ (日野・トヨタ車対応) 市光製ルーミラ型カラーモニタ
25	マウント ASSY, ツールボックス	MOUNT ASSY, TOOL BOX	フレーム上ホツステイツク格納用工具箱
26	マウント ASSY, ハット バッテリ	MOUNT ASSY, BATTERY	上部電源予備ハット バッテリ (日野・トヨタ用)
27	マウント ASSY, ハット バッテリ	MOUNT ASSY, BATTERY	上部電源予備ハット バッテリ (日野・トヨタ用) (ハット部本体無)
28	パワー ソース	POWER SOURCE	24V電源取出口 コンセント2個
29	ハット部 サフ ライ	POWER SUPPLY	下部油圧取出口 (車体水平無し用)
30	ハット部 サフ ライ	POWER SUPPLY	下部油圧取出口 (車体水平システム用)

適用製造番号によっては取り付けがないものもあります。

MACHINES OF SOME SERIAL NO. ARE NOT EQUIPPED WITH THESE PARTS.

# AT-147-4 43010231821 UPPER,LOWER,HINO 2KG-XZU600F-TKFSE6

Pos No.	Parts No	Parts Name	Qty	Unit	Technical Data	Serial No (Start)	Serial No (End)
1	42471070000	CLAMP HEAD (O.D.K 10TON ELECTRIC)	1				

**AT-147-4 43010231821 UPPER,LOWER,HINO 2KG-XZU600F-TKFSE6**

Pos No.	Parts No	Parts Name	Qty	Unit	Technical Data	Serial No (Start)	Serial No (End)	F
1	42470530000	CUTTER HEAD (IZUMI 6.4TON AIR)	1					
2	42470537510	BOLT	2					
3	42470537520	NUT	2		M8			

**AT-147-4 43010231821 UPPER,LOWER,HINO 2KG-XZU600F-TKFSE6**

Pos No.	Parts No	Parts Name	Qty	Unit	Technical Data	Serial No (Start)	Serial No (End)	Remarks	P
1	42472670000	ROPE (SAFETY,WHITE)	1						

**AT-147-4 43010231821 UPPER,LOWER,HINO 2KG-XZU600F-TKFSE6**

Pos No.	Parts No	Parts Name	Qty	Unit	Technical Data	Serial No (Start)	Serial No (End)	Remarks	Pages
1	42470121000	ARM ASSY	1						
2	42470122000	HOLDER	3						
3	42470123000	CLAMP ASSY	1						
4	42470044000	HOT STICK	1						
5	42476851000	SUPPORT	1						
6	90101216130	BOLT	1		M16X130				
7	90303071601	WASHER,PLAIN	2		16				
8	90201201600	NUT	2		M16				
9	42220011200	SUPPORT	1						
31	42470121100	ARM	1						
32	42470121200	CAP	2						

# AT-147-4 43010231821 UPPER,LOWER,HINO 2KG-XZU600F-TKFSE6

Pos No.	Parts No	Parts Name	Qty	Unit	Technical Data	Serial No (Start)	Serial No (End)	Remarks
1	42736653010	COVER (SIDE)	1					
2	91002806000	O-RING	1		1B P60			
3	91411006000	RING,BACKUP	1		P60			
4	36050345020	HEAD	1					
5	12235104020	SPRING	1					
6	80560061000	BALL,STEEL	1		3/8			
7	36050345030	PACKING SET	1					
8	36051485020	TUBE	1					
9	42505344110	TUBE	1					
10	91001209500	O-RING	2		1A G95			
11	36050395042	COVER (B)	1					
12	91411004200	RING,BACKUP	1		P42			
13	91001104200	O-RING	1		1A P42			
14	36050395051	ROD	1					
15	36050395061	TUBE	1					
16	36050395071	ROD,PUSH	1					
17	91002802600	O-RING	1		1B P26			
18	36050345090	PISTON	1					
19	91411009000	RING,BACKUP	2		P90			
20	91001109000	O-RING	1		1A P90			
21	36050125110	NUT	1					
22	36050845012	COVER (SIDE)	1					
23	91002801200	O-RING	1		1B P12			
24	80602110170	RING,RITAINING	1		R17			
25	91002801000	O-RING	2		1B P10			
26	90201201000	NUT	1		M10			
27	36050125130	BUSH	1					
28	91001100800	O-RING	1		1A P8			
29	91411000800	RING,BACKUP	1					
30	36050395102	BOLT,STUD	4		M14X1.5			
31	90209701400	NUT	4		M14			
32	36050801400	WASHER,PLAIN	4					
33	91002909500	O-RING	2		1B G95			
34	90131505015	BOLT,HEXAGON SOCKET	4		M5X15			
35	90740006060	SCREW,SET	1		M6X6			
36	42732457530	PLATE ASSY	1					
38	90131508020	BOLT,HEXAGON SOCKET	4		M8X20			
39	42475953000	SWITCH,BOOSTER	1					
40	80316030040	PLUG	1		PT1/4			
41	91002800800	O-RING	1		1B P8			
100	42505344000	BOOSTER	1					

**AT-147-4 43010231821 UPPER,LOWER,HINO 2KG-XZU600F-TKFSE6**

Pos No.	Parts No	Parts Name	Qty	Unit	Technical Data	Serial No (Start)	Serial No (E
1	80456210600	JOINT,SELF SEALING	1				
2	42470367750	HOSE ASSY	1		3M		
3	42470362100	JOINT,SELF SEALING	1				
4	42470367770	HOSE,AIR	1		3M		
5	42470362200	PUMP	1				
6	80456240600	JOINT,SELF SEALING (WITH DUST CAP)	1				
7	42470367840	TUBE	2		25X0.15M		
8	42470367780	JOINT	1				
21	42471437520	CAP	1				
50	42470362000	HOSE,BOOSTER	1		L=3000		

**AT-147-4 43010231821 UPPER,LOWER,HINO 2KG-XZU600F-TKFSE6**

Pos No.	Parts No	Parts Name	Qty	Unit	Technical Data	Serial No (Start)	Serial No (End)
5	80456210600	JOINT,SELF SEALING	2				
10	42472130000	HOSE,BOOSTER (FEMALE-FEMALE,5M)	1				

CLICK HERE TO **DOWNLOAD** THE COMPLETE MANUAL

- Thank you very much for reading the preview of the manual.
- You can download the complete manual from: [www.heydownloads.com](http://www.heydownloads.com) by clicking the link below



- Please note: If there is no response to CLICKING the link, please download this PDF first and then click on it.

CLICK HERE TO **DOWNLOAD** THE COMPLETE MANUAL