

AT-147-3 43010100029 UPPER

PD2000186-01 SWING UNIT
PF1000692-00 WINCH SYSTEM
PG2000301-00 BOOM UNIT
PH1000550-00 SAFETY DEVICES (MOTION CONTROLLER)
PJ3000568-00 BUCKET SYSTEM
PJ5000003-00 BOOSTER UNIT
PK2001258-00 FRAME UNIT
PO1000171-00 INDICATION PLATES
PW1000118-00 ACCESSORIES & TOOLS
PX1001154-00 MOUNTING PARTS
PY1001439-00 OPTIONS
ASSEMBLY

CLICK HERE TO **DOWNLOAD** THE COMPLETE MANUAL

- Thank you very much for reading the preview of the manual.
- You can download the complete manual from: www.heydownloads.com by clicking the link below



- Please note: If there is no response to CLICKING the link, please download this PDF first and then click on it.

CLICK HERE TO **DOWNLOAD** THE COMPLETE MANUAL

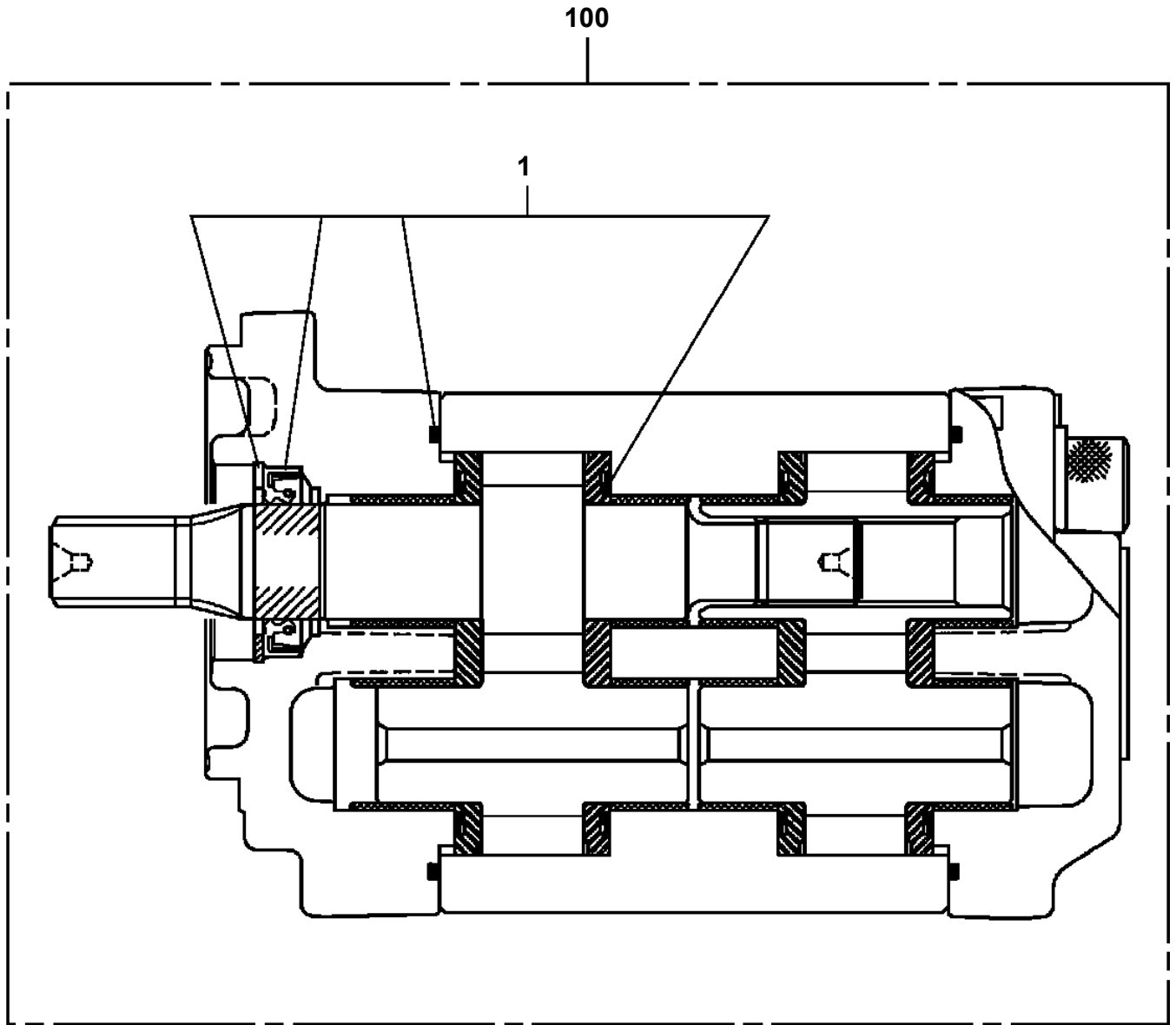
AT-147-3 43010100029 UPPER

Pos No.	Parts No	Parts Name	Qty	Unit	Technical Data	Serial No (Start)	Serial No (End)
1	42267241000	BUCKET	1				
2	(*****)	BUCKET (INNER CASE)	1				
4	(*****)	ARM	1				590391
	(*****)	ARM ASSY	1			590392	
5	(*****)	PIPING,ARM	1				590391
	(*****)	PIPING ASSY,ARM	1			590392	590393
	(*****)	PIPING ASSY,ARM	1			590394	
6	(*****)	PIPING,BUCKET	1				590391
	(*****)	PIPING ASSY,BUCKET	1			590392	590393
	(*****)	PIPING ASSY,BUCKET	1			590394	
9	(*****)	COVER,BOOM (TOP/FRP,WHITE)	1				
10	(*****)	FRAME (BUCKET)	1				590391
	(*****)	BUCKET FRAME ASSY	1			590392	
11	(*****)	COVER (ARM/FRP,WHITE)	1				
12	(*****)	COVER (WINCH/FRP,WHITE)	1				
13	42267274000	COVER (CLOTH,WHITE/BUCKET)	1				
14	(*****)	COVER (BUCKET/FRP,WHITE)	1				
15	(*****)	COVER (ARM HOSE,CLOTH)	1				
16	(*****)	COVER	1				
17	42262804000	COVER,WINCH (CLOTH,WHITE/WINCH)	1				
21	(*****)	OPE.ASSY (BUCKET)	1				
22	(*****)	ELEC.ASSY (ARM)	1				
23	(*****)	ELEC.ASSY (BUCKET)	1				590391
	(*****)	ELEC.ASSY,BUCKET	1			590392	
24	(*****)	ACCESSORIES (BUCKET INNER MAT)	1				

AT-147-3 43010100029 UPPER

Pos No.	Parts No	Parts Name	Qty	Unit	Technical Data	Serial No (Start)	Serial No (End)
1	(*****)	BOX, TOOL (LEFT SIDE/F:DOUBLE,R:SINGLE)	1				
2	(*****)	BOX, TOOL (RIGHT SIDE/FRONT:SINGLE-DECKER)	1				
3	(*****)	EARTHING DEVICE	1				

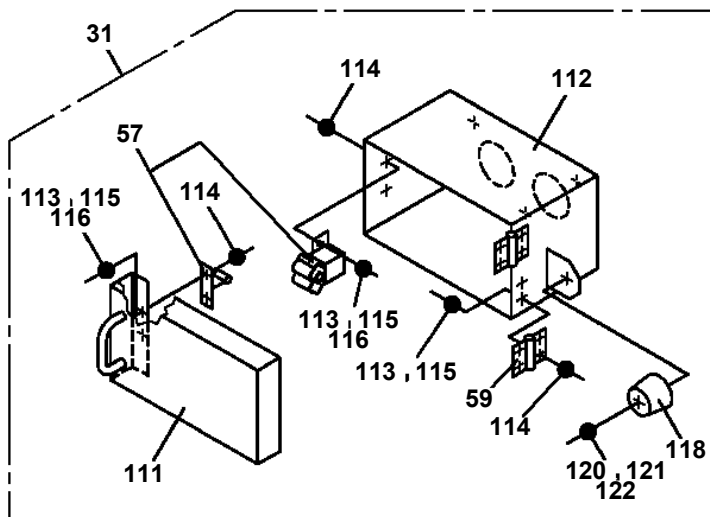
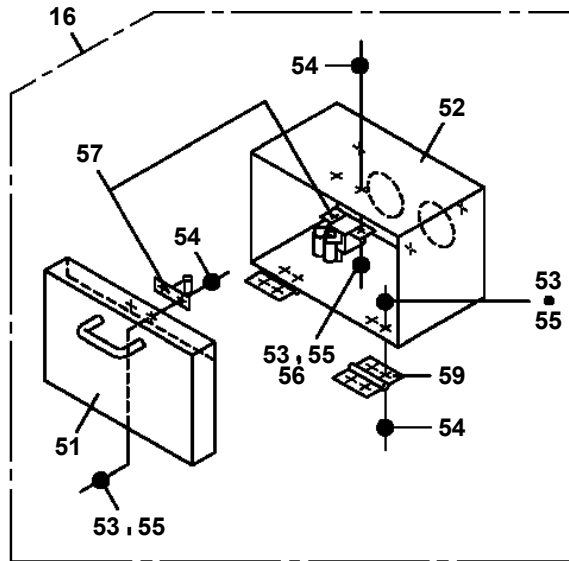
AT-147-3 43010100029 UPPER
PB1100358-00 PUMP, HYDRAULIC



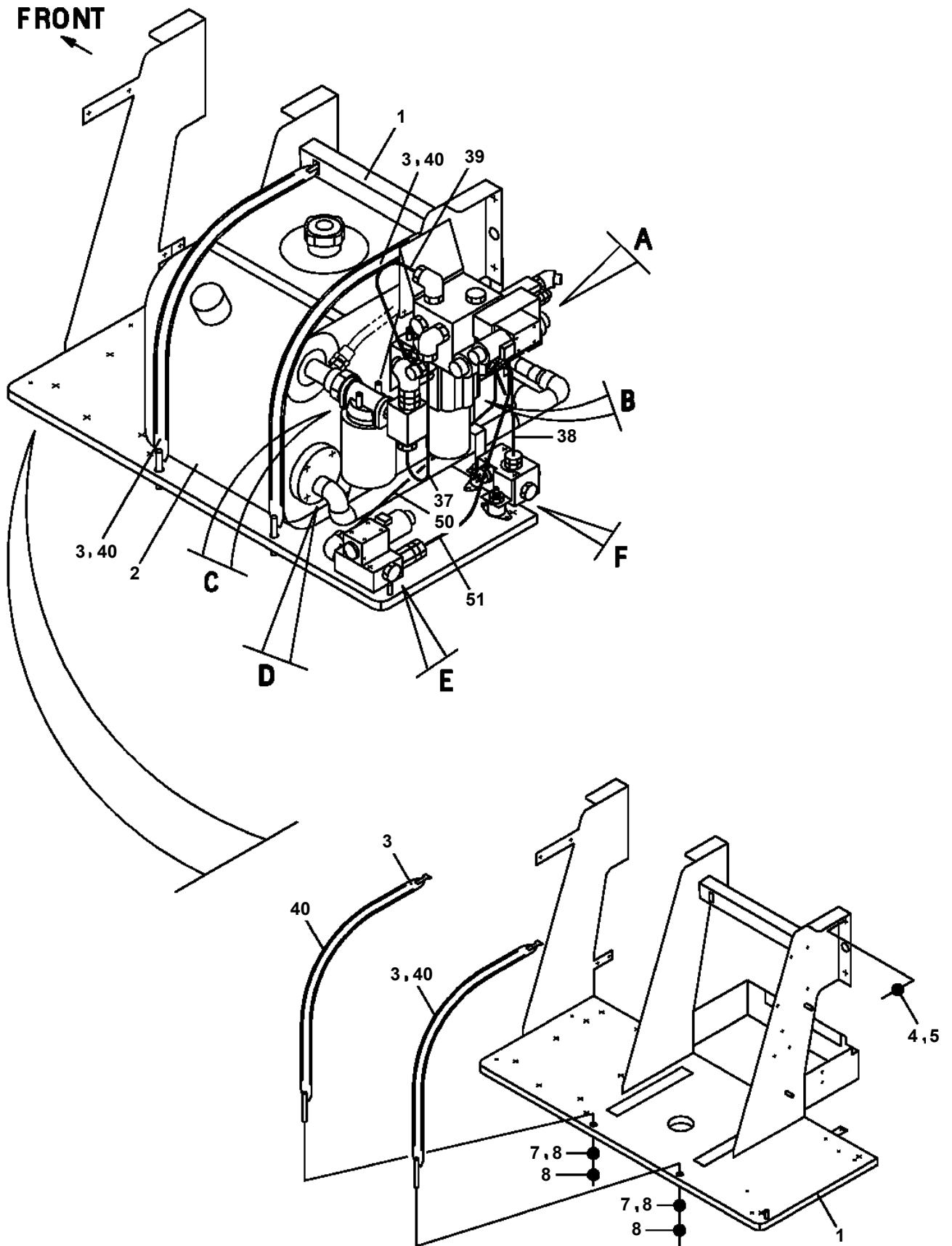
AT-147-3 43010100029 UPPER

Pos No.	Parts No	Parts Name	Qty	Unit	Technical Data	Serial No (Start)	Serial No (End)	Remarks	Pages
1	42630890000	JOINT,ROTARY	1						000016
2	90171110025	BOLT	4		M10X25				
3	90302041001	WASHER,SPRING	4		10				
4	42443110100	SUPPORT	1						
5	90171112030	BOLT	2		M12X30				
6	90302041201	WASHER,SPRING	4		12				
7	42443110202	SUPPORT	1						
8	90171112025	BOLT	2		M12X25				
9	80481004060	JOINT	1		S G3/4-G1/2				
10	91002801800	O-RING	2		1B P18				
11	80400160131	JOINT	1						
12	80400160129	JOINT	1						
13	91002801400	O-RING	1		1B P14				
14	37002483810	HOSE	1		L=780				
15	37002417580	HOSE	1		L=600				
16	37002434090	HOSE	1		L=550				
17	82100001413	TUBE,SPIRAL	N		SE-15BK				

**AT-147-3 43010100029 UPPER
PB1380317-05 POWER SUPPLY**



AT-147-3 43010100029 UPPER
PB1411973-01 PIPING,LOWER (TANK)



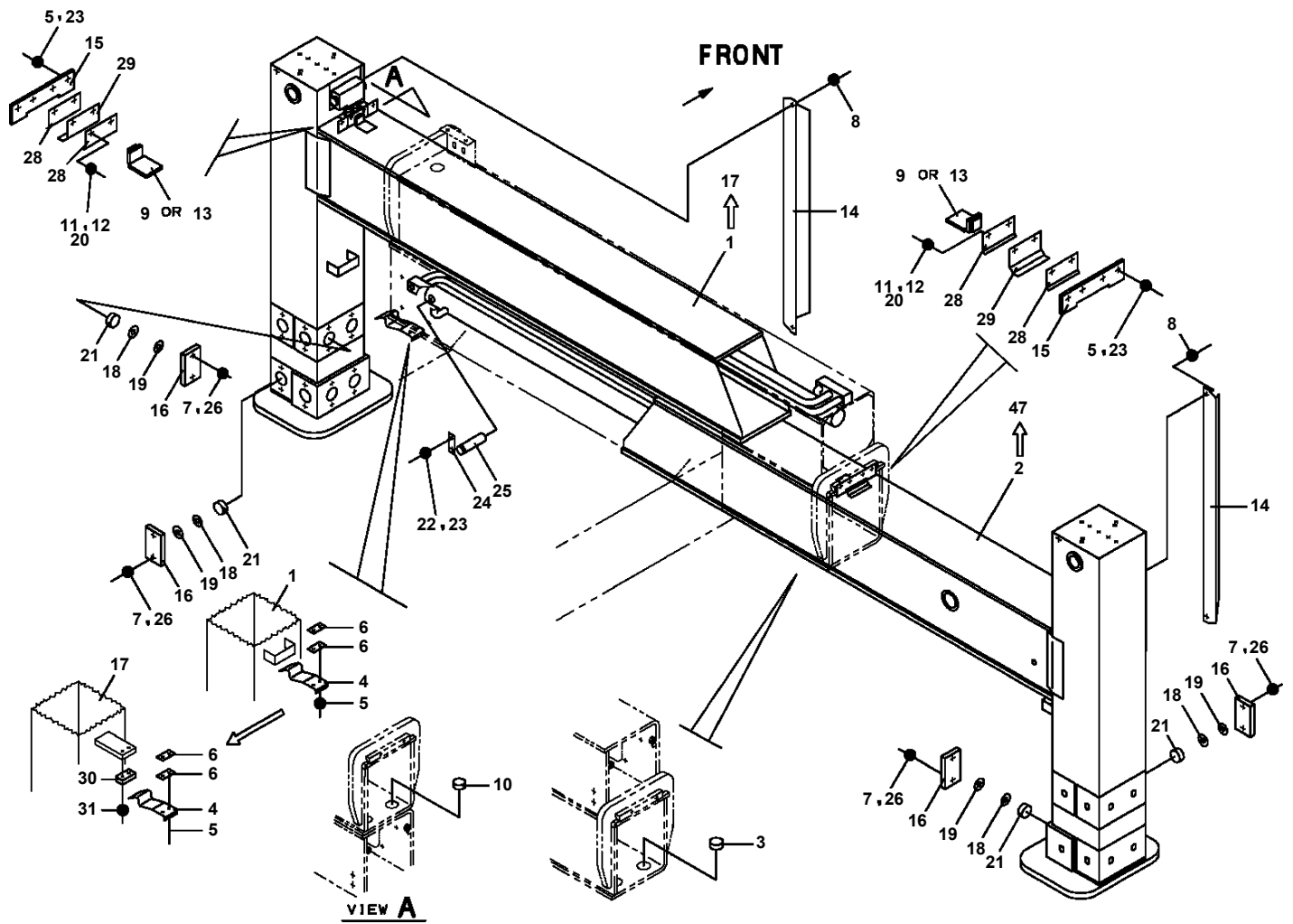
AT-147-3 43010100029 UPPER

Pos No.	Parts No	Parts Name	Qty	Unit	Technical Data	Serial No (Start)	Serial No (End)	Remarks	Pages
1	82100003002	BATTERY	1						000128
2	42350200310	HARNESS	1						
3	82100001261	CAP	1						

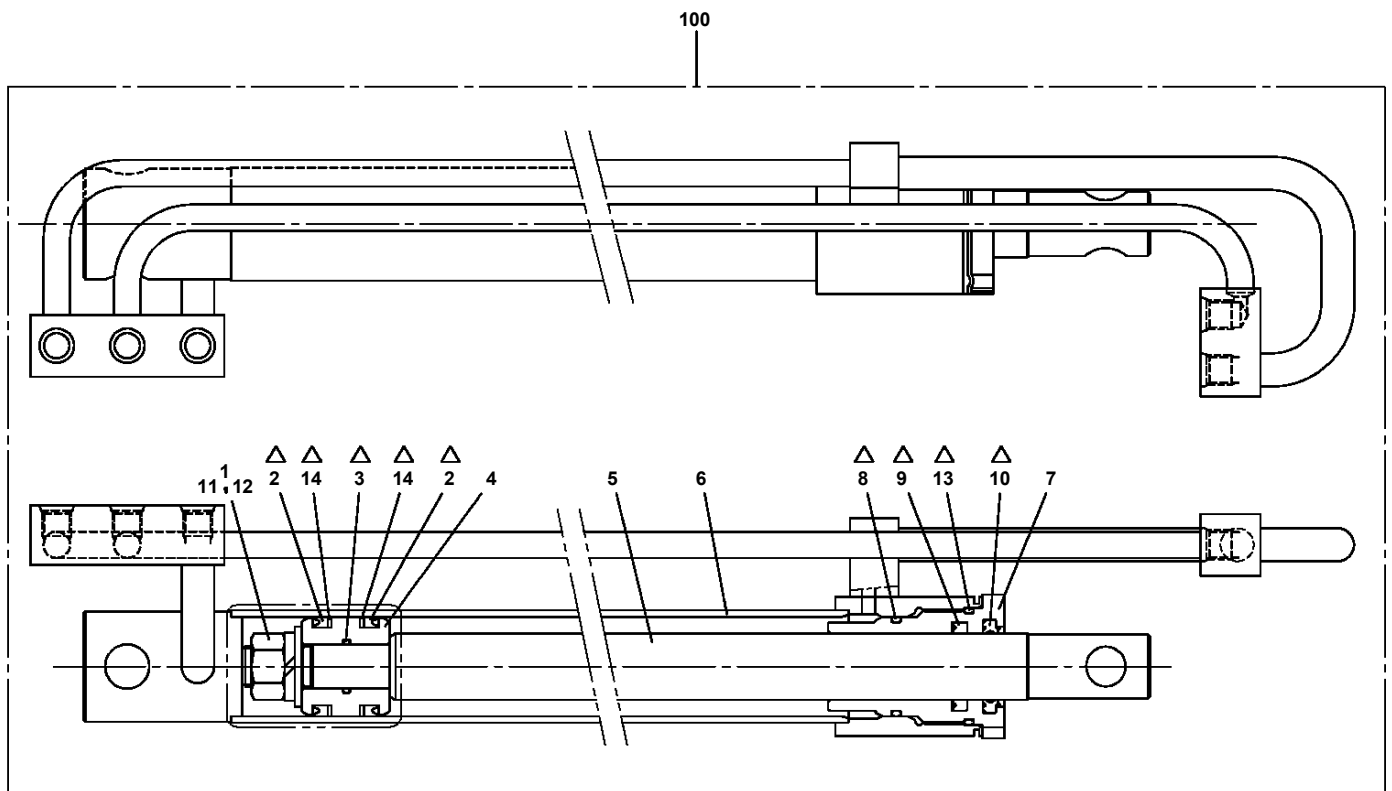
AT-147-3 43010100029 UPPER

Pos No.	Parts No	Parts Name	Qty	Unit	Technical Data	Serial No (Start)	Serial No (End)	Re
205	42201700150	ROLLER ASSY	2					
206	37000312280	SPACER	4					
211	80513006005	BEARING,BALL	8					
221	82455106000	NIPPLE,GREASE	1		A-M6F FE			
231	42203170410	PLATE	10			590487		
232	90101208012	BOLT	10		M8X12	590487		
233	90302040801	WASHER,SPRING	10		8	590487		
234	90303070801	WASHER,PLAIN	10		8	590487		

AT-147-3 43010100029 UPPER PC1011305-02 OUTRIGGER (FRONT)

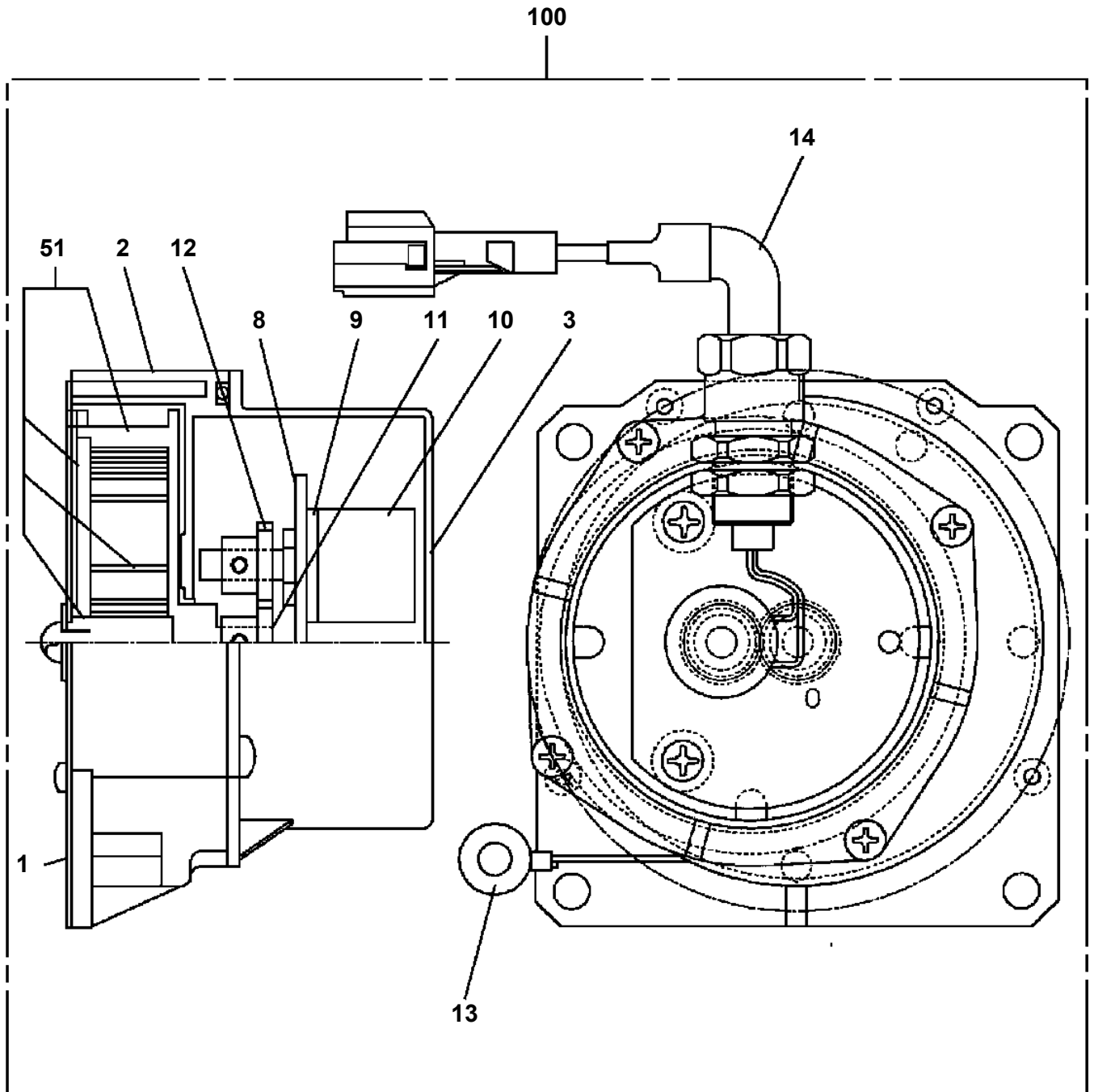


AT-147-3 43010100029 UPPER
PC1050222-00 CYLINDER,EXTENSION (REAR)



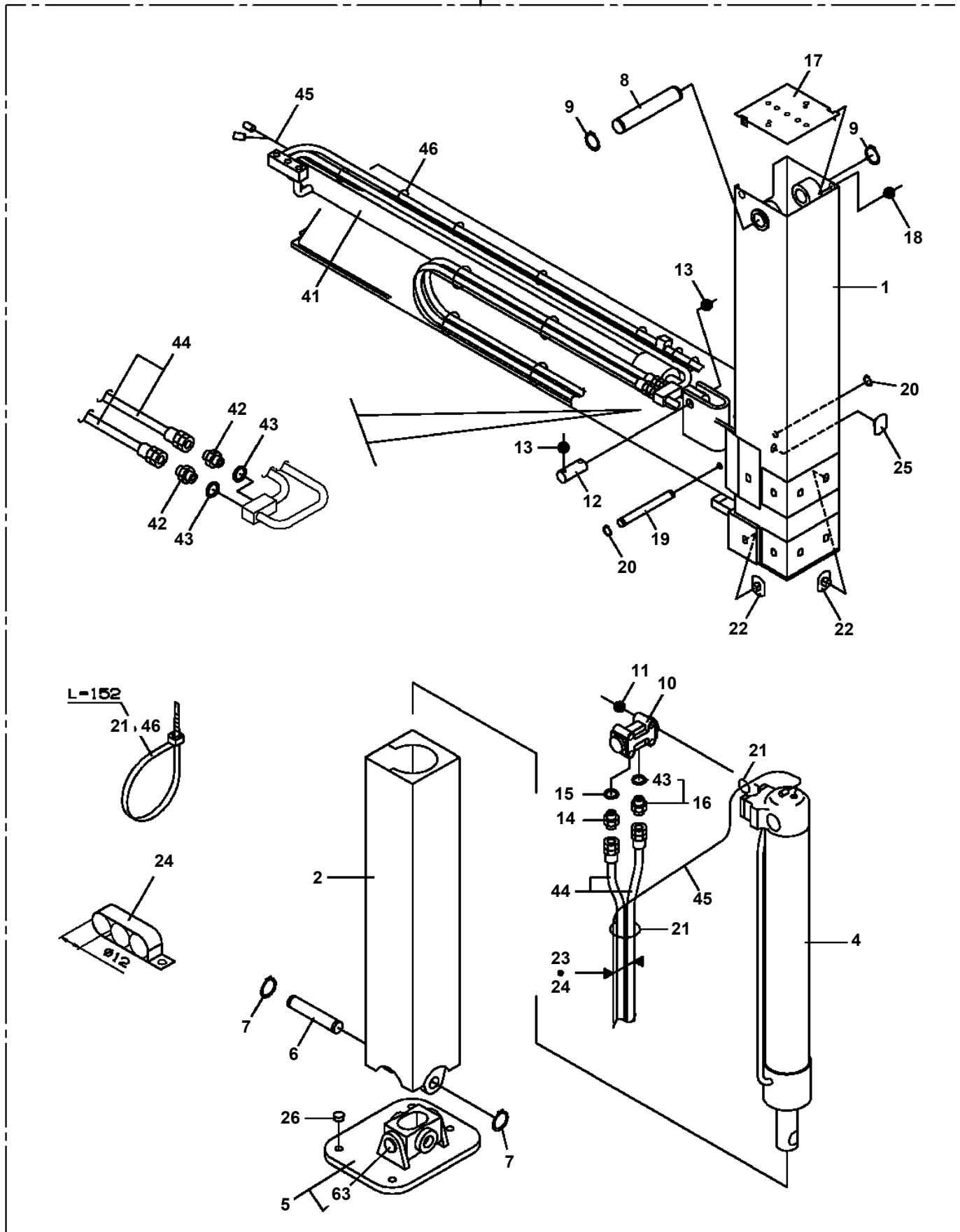
△:PACKING SET KEY NO.30 (KEY NO.2,3,8,9,10,13,14)

AT-147-3 43010100029 UPPER
PC1380015-01 DETECTOR,OUTRIGGER LENGTH



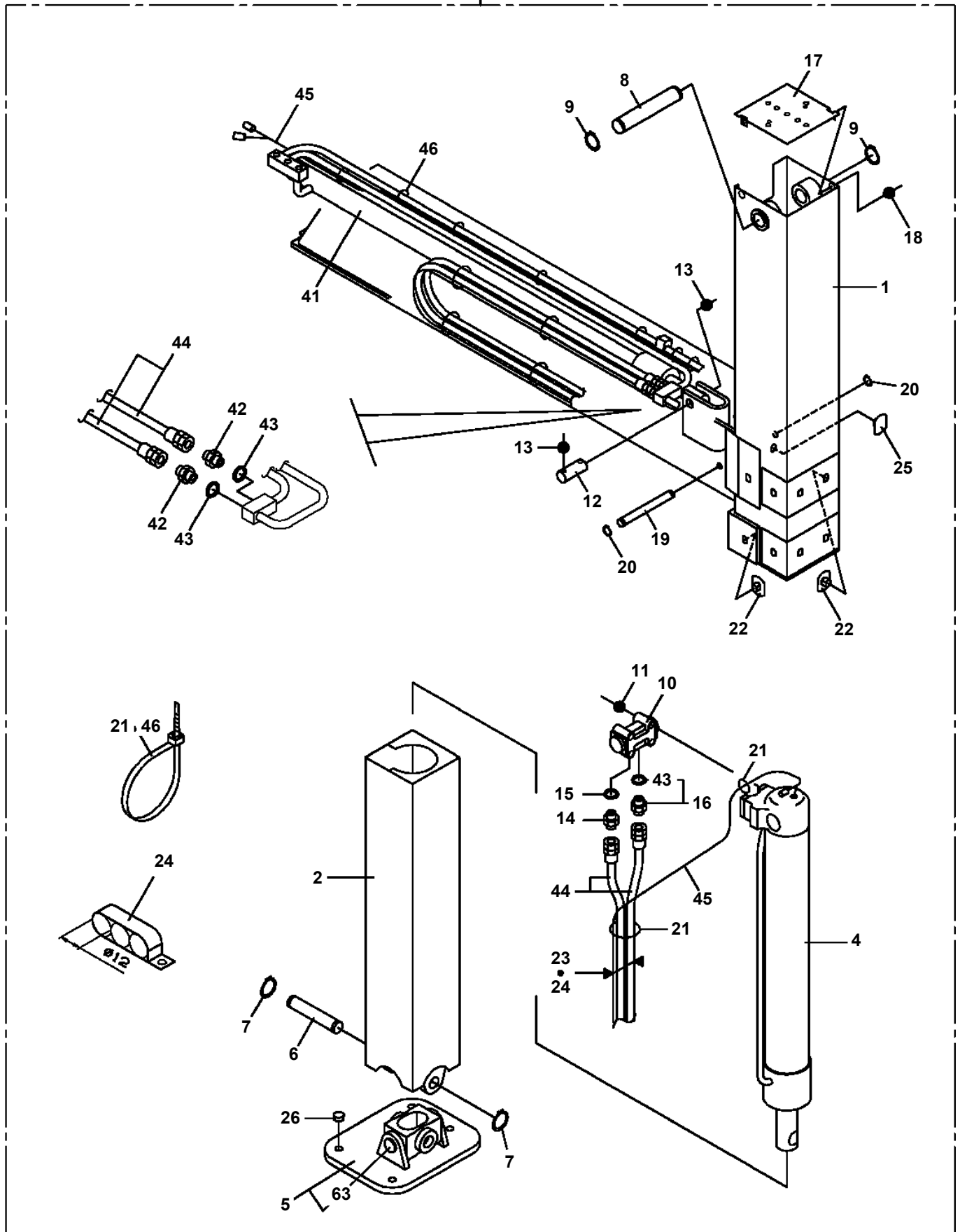
AT-147-3 43010100029 UPPER
PC5150019-00 CASE ASSY, INNER (REAR, LEFT/OUTRIGGER)

100

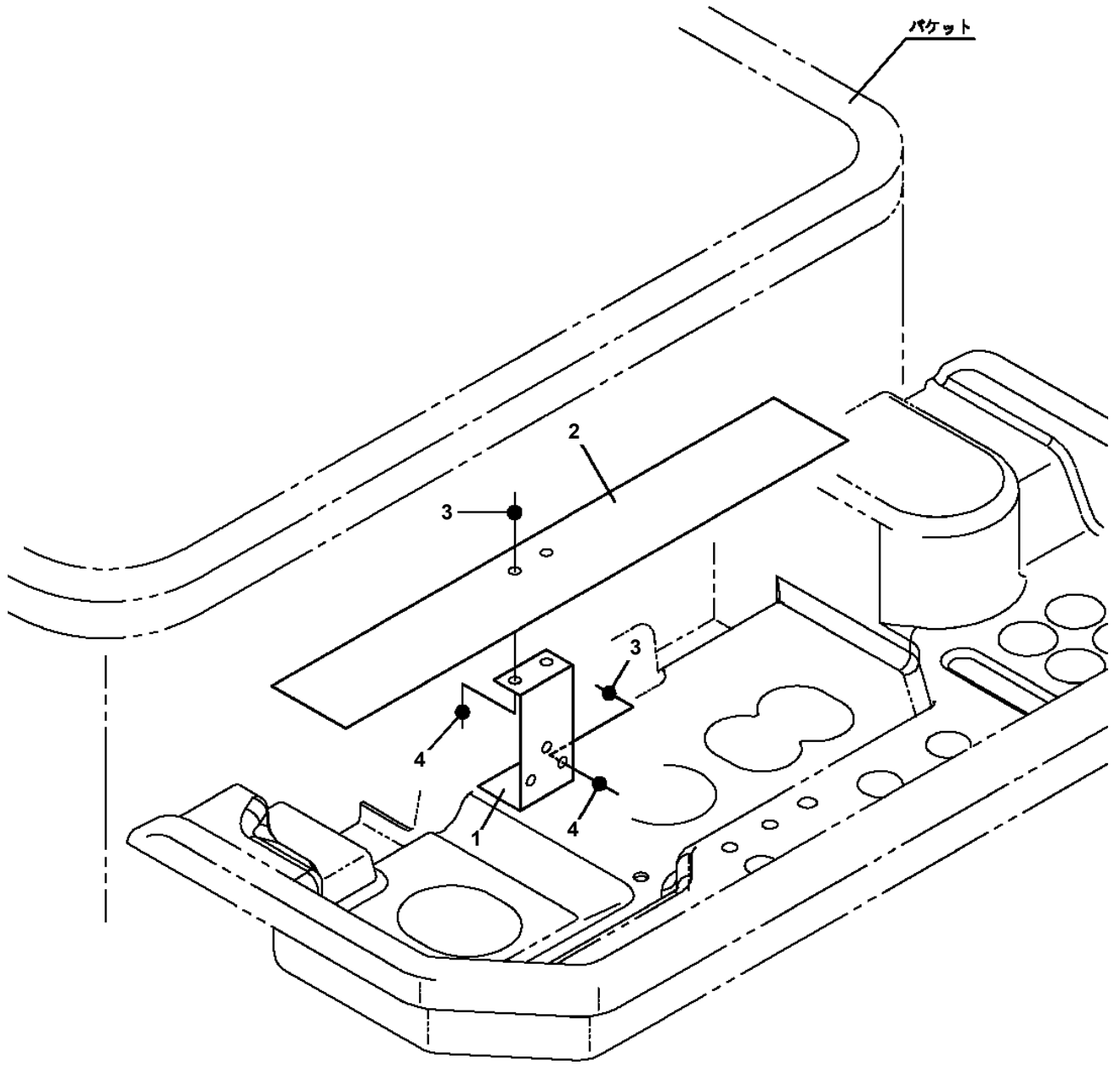


AT-147-3 43010100029 UPPER
PC5150057-00 CASE ASSY,INNER (REAR,RIGHT/OUTRIGGER)

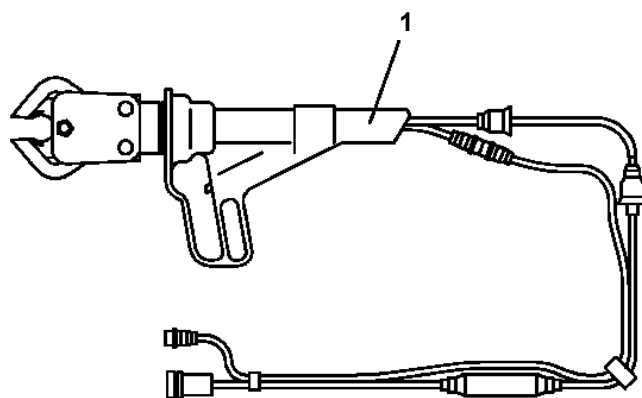
100



AT-147-3 43010100029 UPPER
PC5570038-00 COVER ASSY

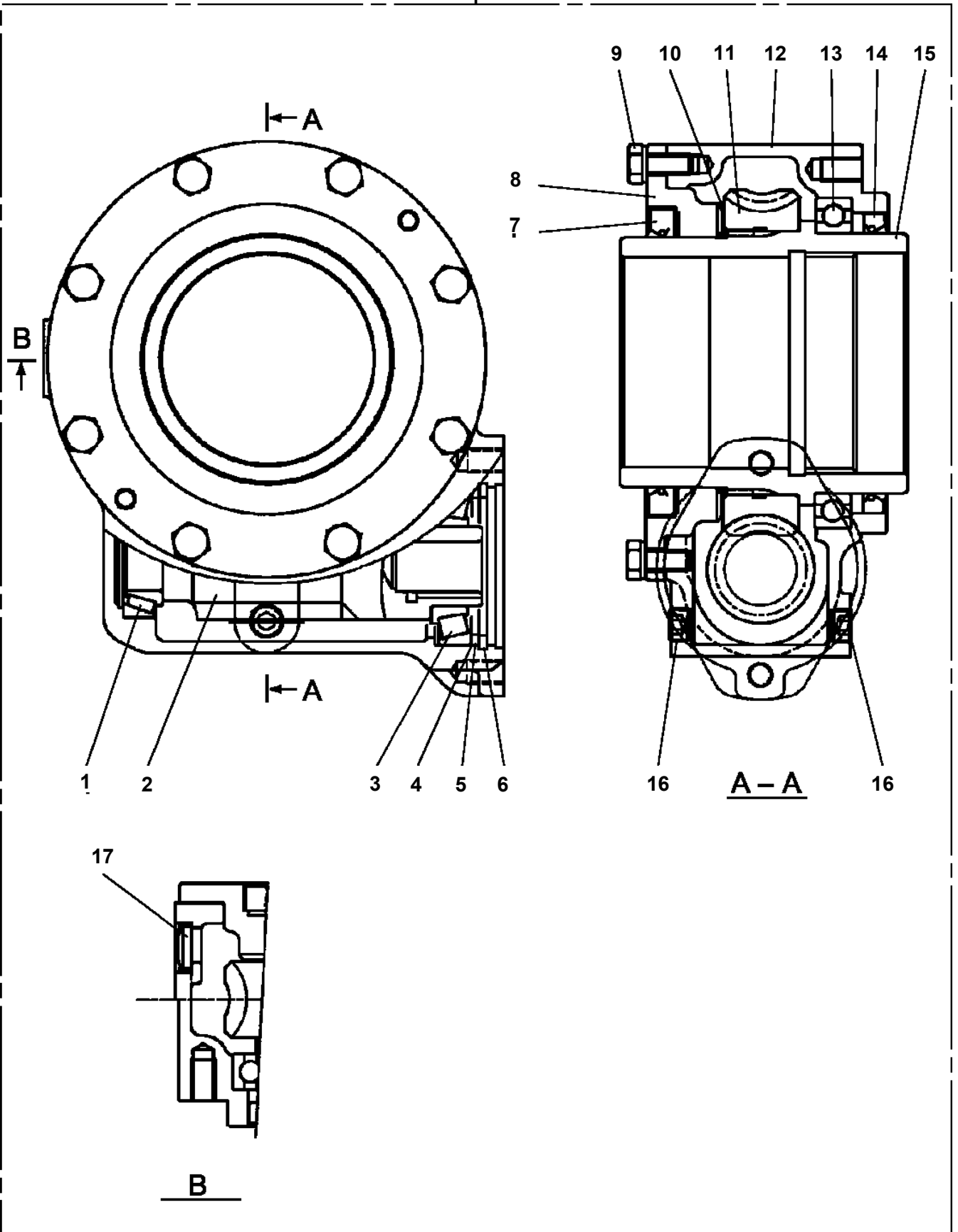


**AT-147-3 43010100029 UPPER
PC5640001-00 CUTTER HEAD ASSY (YONDENKO/SAFETY HOSE)**

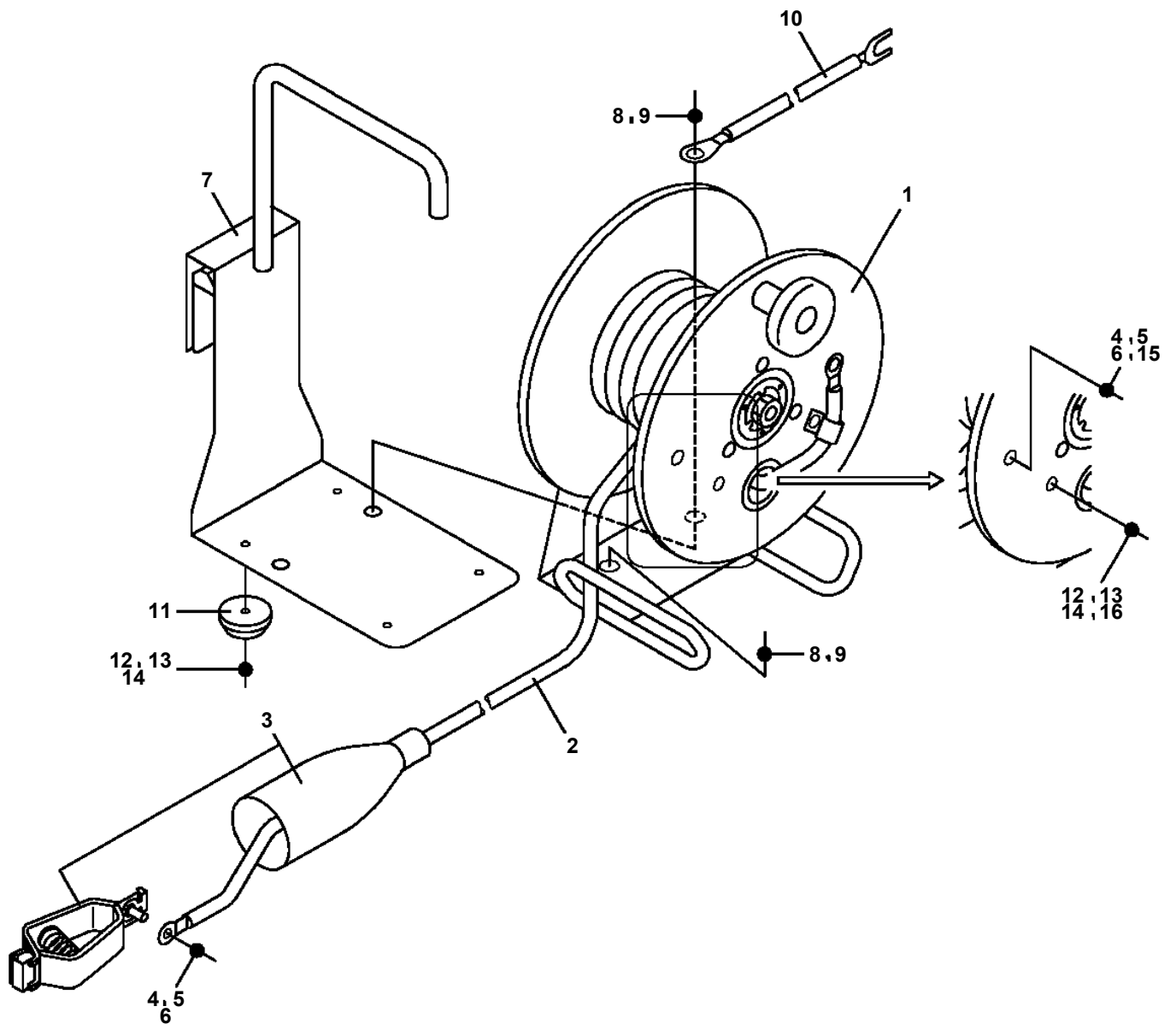


AT-147-3 43010100029 UPPER
PD1010183-00 REDUCER, SWING SPEED

100



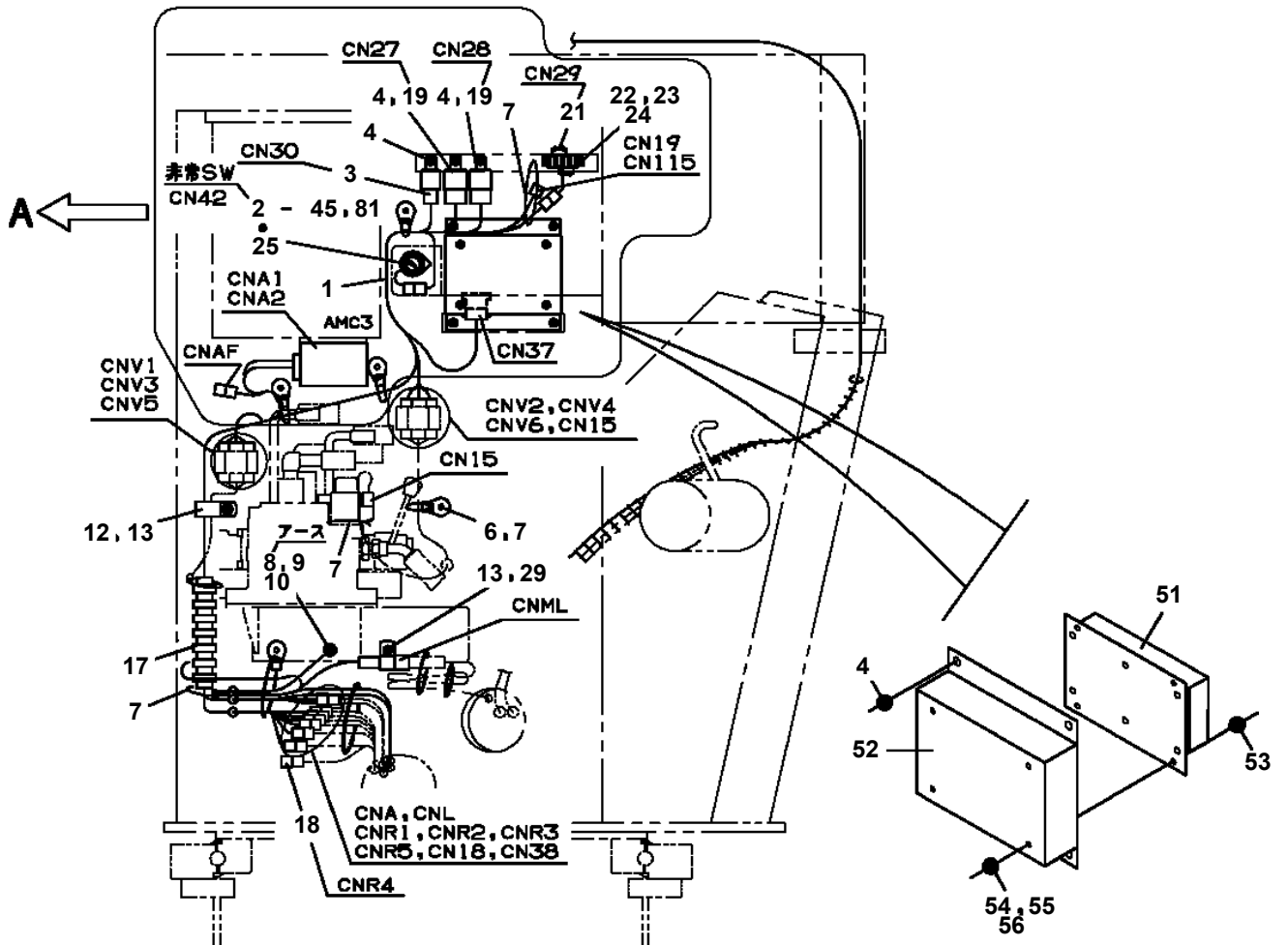
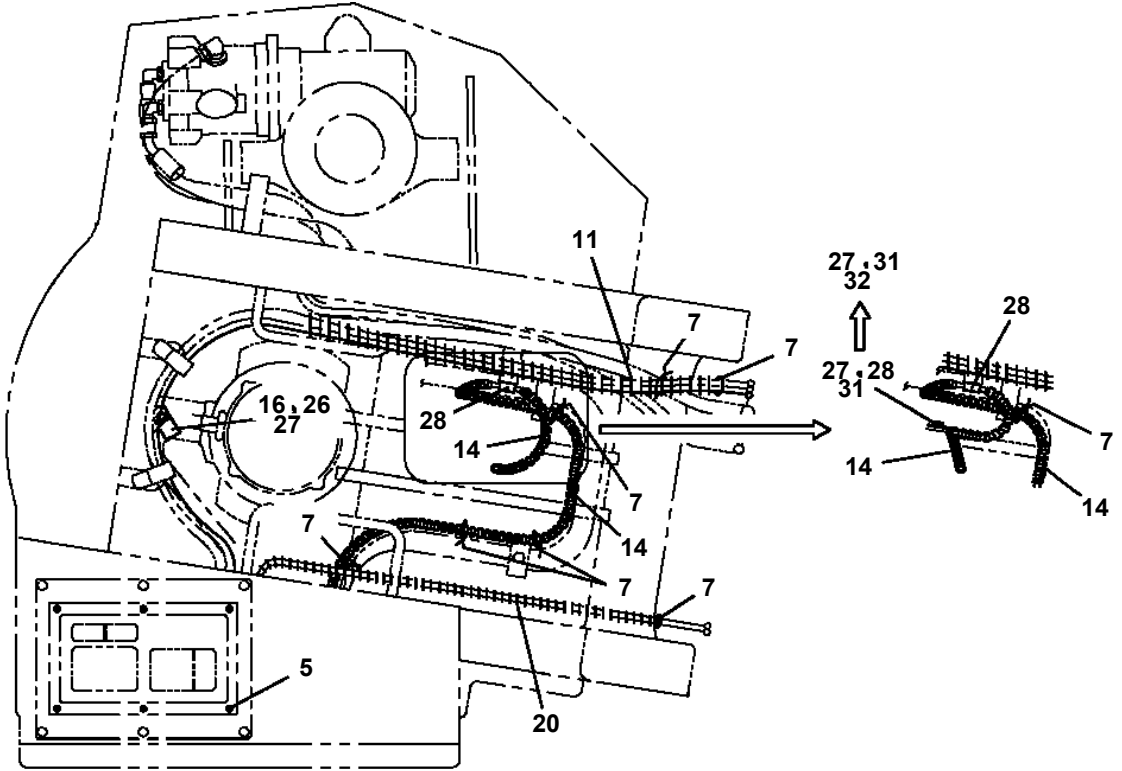
AT-147-3 43010100029 UPPER
PE5010004-01 EARTH ASSY



AT-147-3 43010100029 UPPER

Pos No.	Parts No	Parts Name	Qty	Unit	Technical Data	Serial No (Start)	Serial No (End)	Re
1	42502782010	PLATE,NAME	1					
2	42736070100	SWITCH ASSY (WITH HARNESS)	1					
3	42473830020	SWITCH	1					
4	42502852100	HARNESS	1					
5	91810130230	FASTENER	4					
6	42475511100	JOINT,SELF SEALING	2					
7	82100000665	CAP (BLACK)	1					
8	91810132530	FASTENER	30					
9	42474421100	SWITCH	1					
10	90201200600	NUT	2		M6			
11	90302040601	WASHER,SPRING	2		6			
12	42502782200	HARNESS	1					
13	89671101500	TUBE	2		L=1500			
14	42392583090	PLATE,CAUTION	1					
15	42503390200	LAMP ASSY (DC12V RED)	1					
16	42502852010	PLATE,NAME	1					
17	42502852020	PLATE,NAME	1					
20	82100001801	TUBE,CORRUGATE	1	M	7			
21	42502852203	HARNESS	1					

AT-147-3 43010100029 UPPER
 PE5190007-06 ELEC.ASSY, SWING FRAME



AT-147-3 43010100029 UPPER

Pos No.	Parts No	Parts Name	Qty	Unit	Technical Data	Serial No (Start)	Serial No (End)	Remarks
500	36073820000	WINCH	1					

AT-147-3 43010100029 UPPER

Pos No.	Parts No	Parts Name	Qty	Unit	Technical Data	Serial No (Start)	Serial No (End)	Remarks
1	37002465910	HOSE	2		L=580			
2	91002801800	O-RING	2		1B P18			
3	80481304024	JOINT	2					
4	37012400750	HOSE	1		L=1050			
5	37002475170	HOSE	1		L=950			
6	37002460360	HOSE	1		L=780			
7	37002489470	HOSE	1		L=790			
8	80430620400	JOINT	1					
9	80481302020	JOINT	1		G1/4-G1/4			
10	80481302025	JOINT	1		L,G1/4-G1/4			
11	91002801100	O-RING	2		1B P11			
12	37002467720	HOSE	1		L=420			
14	80320010075	FITTING	1		KUD12-020N			
15	81408000160	PIPE,STEEL	1	M	12X1.4T			
16	90101208020	BOLT	3		M8X20			
17	90302040801	WASHER,SPRING	3		8			
31	91002801100	O-RING	12		1B P11			
41	42342842000	VALVE ASSY,SOLENOID	2					
42	90172106040	BOLT,HEXAGON SOCKET	8		M6X40			
43	80471020502	JOINT	7					
44	80400160127	JOINT	1					
45	37000925690	JOINT	1					
46	42312284110	FITTING,FLANGE	1					
47	37000928830	JOINT	1					
48	80316090020	PLUG	7		KKT PT1/8			
49	42342460320	ORIFICE	4		1.0			
50	36741770000	VALVE,SOLENOID	2					
52	90172105050	BOLT,HEXAGON SOCKET	8		M5X50			
53	80303130141	FITTING,ELBOW	1		KLO12-020E			

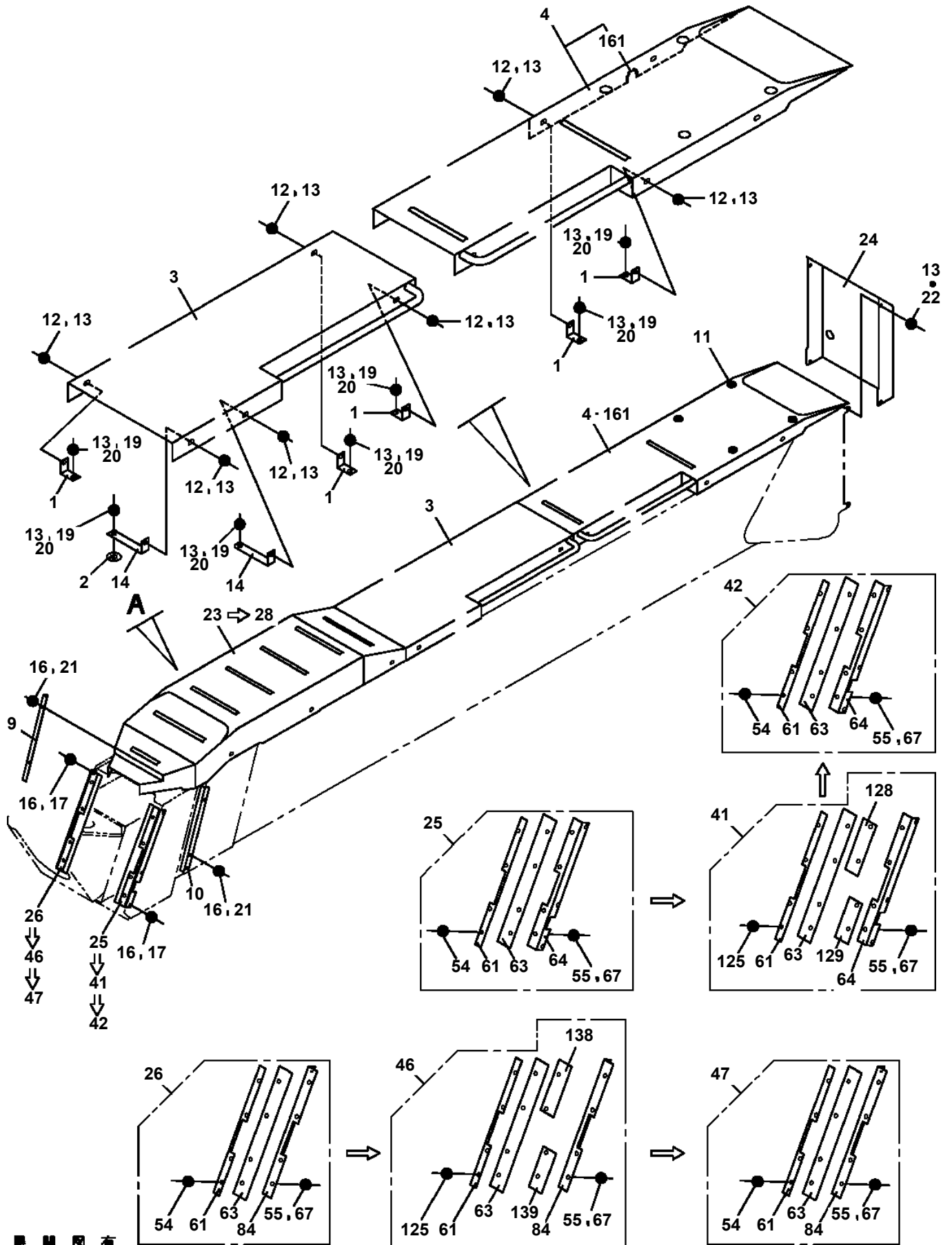
AT-147-3 43010100029 UPPER

Pos No.	Parts No	Parts Name	Qty	Unit	Technical Data	Serial No (Start)	Serial No (End)	Remarks	Pages
2	36673325020	HEAD ASSY	1						
3	36673325030	CASE	1						
4	36673325040	O-RING	1						
5	36673325050	RING,BACKUP	1						
11	36673730030	ELEMENT KIT	1						
100	36673730000	FILTER ASSY	1						

AT-147-3 43010100029 UPPER

Pos No.	Parts No	Parts Name	Qty	Unit	Technical Data	Serial No (Start)	Serial No (End)	Remark
1	36132015010	PLATE (BASE)	1					
2	36132425010	CASE	1					
3	36132015020	DRUM ASSY	1					
4	36132015030	COVER	1					
5	31370105030	PACKING	1					
6	31370005030	PACKING	1					
7	36132095060	SEAL	1					
8	36131825030	BRACKET	1					
9	36131825040	CABLE ASSY	1					
10	36132015040	POTENTIOMETER	1					
11	36130045090	CLIP (NYLON)	1					
12	32360005150	CLIP (NYLON)	1					
13	36132015050	GEAR (A)	1					
14	36132015060	GEAR (B)	1					
17	36160435100	COLLAR	1					
18	31370005080	GUIDE (CORD)	1					
19	36132425020	WIRE ASSY	1					
100	36132420000	DETECTOR,BOOM LENGTH	1					

AT-147-3 43010100029 UPPER
PG1410104-03 COVER,BOOM



展開圖有
ILLUSTRATED BREAKDOWN NO. 28

AT-147-3 43010100029 UPPER

Pos No.	Parts No	Parts Name	Qty	Unit	Technical Data	Serial No (Start)	Serial No (End)	Rema
2	36191071030	BOARD,CIRCUIT	1					
3	36190191071	BOARD ASSY	1					
4	36190185150	SEAT	1					
5	36190185050	BOX	1					
6	36190185060	PANEL ASSY	1					
7	36190185070	FITTING (SET)	1					
8	36190185080	COVER (SET)	1					
9	36190195020	STAY SET	1				590479	
10	36190185100	FRAME ASSY	1					
11	36190185111	HARNESS ASSY	1				590479	
12	36190185121	HARNESS ASSY	1				590479	
14	36190185160	HARNESS	1					
15	36191075020	STAY SET	1			590480		
16	36191075030	HARNESS ASSY	1			590480		
31	36195135010	BOARD,CPU (WITH DATA)	1					
100	36195130000	MOTION CONTROLLER (AMC)	1					

AT-147-3 43010100029 UPPER

Pos No.	Parts No	Parts Name	Qty	Unit	Technical Data	Serial No (Start)	Serial No (End)	Remarks
1	42739693110	DISPLAY	1					
2	42739931300	CABLE	1					
3	42739931150	CAMERA	1					
4	42807471210	CABLE (MONITOR SIDE)	1					
5	42807471220	CABLE (CAMERA SIDE)	1					
30	42739951100	VIEW SYSTEM (MAIN UNIT)	1					

AT-147-3 43010100029 UPPER

Pos No.	Parts No	Parts Name	Qty	Unit	Technical Data	Serial No (Start)	Serial No (End)	Remarks
2	42739697510	CABLE ASSY	1					
3	42739697540	CABLE ASSY	1					
4	42739697520	CLIP	1					
5	42739697530	REMOTE CONTROL ASSY	1					
100	42739693110	DISPLAY	1					

AT-147-3 43010100029 UPPER

Pos No.	Parts No	Parts Name	Qty	Unit	Technical Data	Serial No (Start)	Serial No (End)	Remarks	Pages
15	82182809623	DIODE	4						
100	42422455100	HARNESS	1						

AT-147-3 43010100029 UPPER

Pos No.	Parts No	Parts Name	Qty	Unit	Technical Data	Serial No (Start)	Serial No (End)	Remarks	Pages
100	42357100101	HARNESS	1						

AT-147-3 43010100029 UPPER

Pos No.	Parts No	Parts Name	Qty	Unit	Technical Data	Serial No (Start)	Serial No (End)	Remarks	Pages
100	42614051350	HARNESS	1						

AT-147-3 43010100029 UPPER

Pos No.	Parts No	Parts Name	Qty	Unit	Technical Data	Serial No (Start)	Serial No (End)	Remarks	Pages
29	82182809623	DIODE	1						
100	42900020101	HARNESS	1						

AT-147-3 43010100029 UPPER

Pos No.	Parts No	Parts Name	Qty	Unit	Technical Data	Serial No (Start)	Serial No (End)	Remarks	Pages
100	42612853350	HARNESS	1						

AT-147-3 43010100029 UPPER

Pos No.	Parts No	Parts Name	Qty	Unit	Technical Data	Serial No (Start)	Serial No (End)	Remarks	Pages
100	42356450301	HARNESS	1						

AT-147-3 43010100029 UPPER

Pos No.	Parts No	Parts Name	Qty	Unit	Technical Data	Serial No (Start)	Serial No (End)	Remarks	Pages
100	42312285100	HARNESS	1						

AT-147-3 43010100029 UPPER

Pos No.	Parts No	Parts Name	Qty	Unit	Technical Data	Serial No (Start)	Serial No (End)	Remarks	Pages
100	42653720200	HARNESS	1						

AT-147-3 43010100029 UPPER

Pos No.	Parts No	Parts Name	Qty	Unit	Technical Data	Serial No (Start)	Serial No (End)	Remarks	Pages
32	34351562510	BOX,FUSE	1						
33	82100001841	FUSE	3		20A,YELLOW				
35	82100001839	FUSE	7		10A.RED				
53	82100001837	FUSE	2		5A				
55	82100001840	FUSE	2		15A,BLUE				
72	82182819823	DIODE	4		1.5A				
100	42653990104	HARNESS (MAIN)	1						

AT-147-3 43010100029 UPPER

Pos No.	Parts No	Parts Name	Qty	Unit	Technical Data	Serial No (Start)	Serial No (End)	Remarks	Pages
100	42354820200	HARNESS	1						

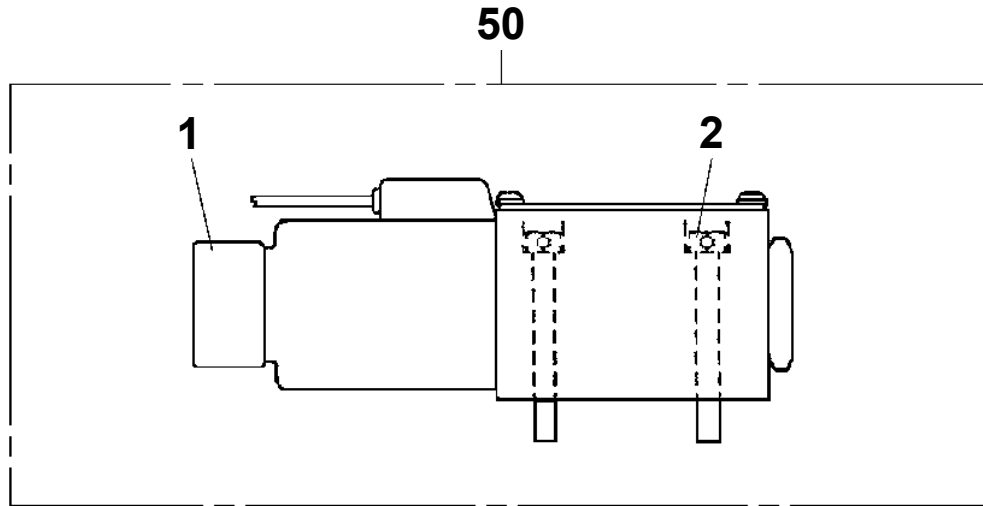
AT-147-3 43010100029 UPPER

Pos No.	Parts No	Parts Name	Qty	Unit	Technical Data	Serial No (Start)	Serial No (End)	Remarks	Page
7	36660405070	BALL	2						
10	36662755010	KEY	1						
31	36662755020	SEAL KIT	1						
50	36662750000	MOTOR,HYDRAULIC	1						

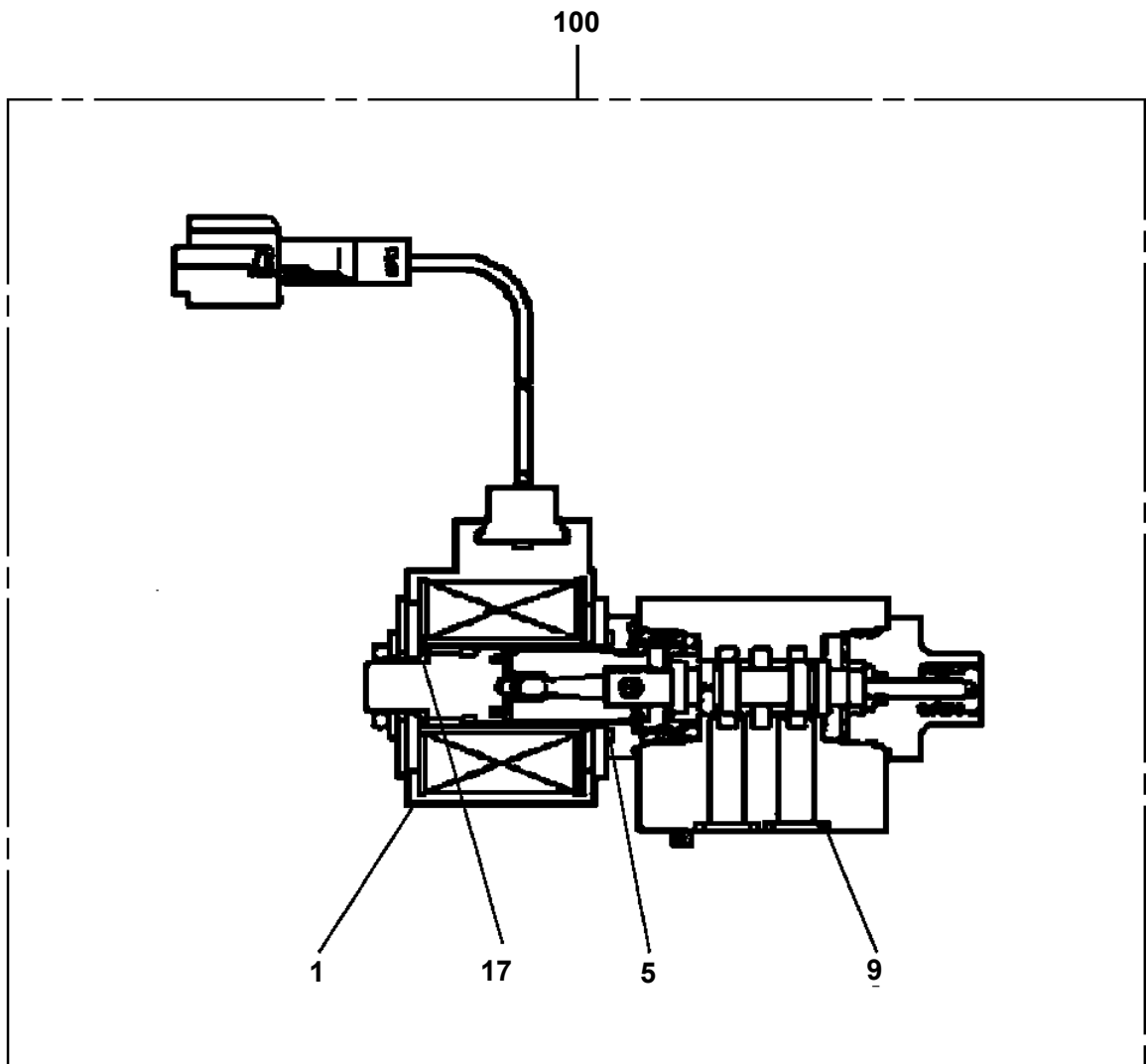
AT-147-3 43010100029 UPPER

Pos No.	Parts No	Parts Name	Qty	Unit	Technical Data	Serial No (Start)	Serial No (End)	Remarks	Pages
4	36606665010	PLUG	2				590399		
5	91002902500	O-RING	4		1B G25				
6	36606655020	SPRING	2						
7	36606405070	SPACER	2						
8	80316090020	PLUG	2		KKT PT1/8				
10	36606665012	PLUG	2			590400			
51	36606669010	POPPET ASSY	2						
100	36606660000	VALVE,RELIEF	1						

**AT-147-3 43010100029 UPPER
PI1120259-01 VALVE,SOLENOID**

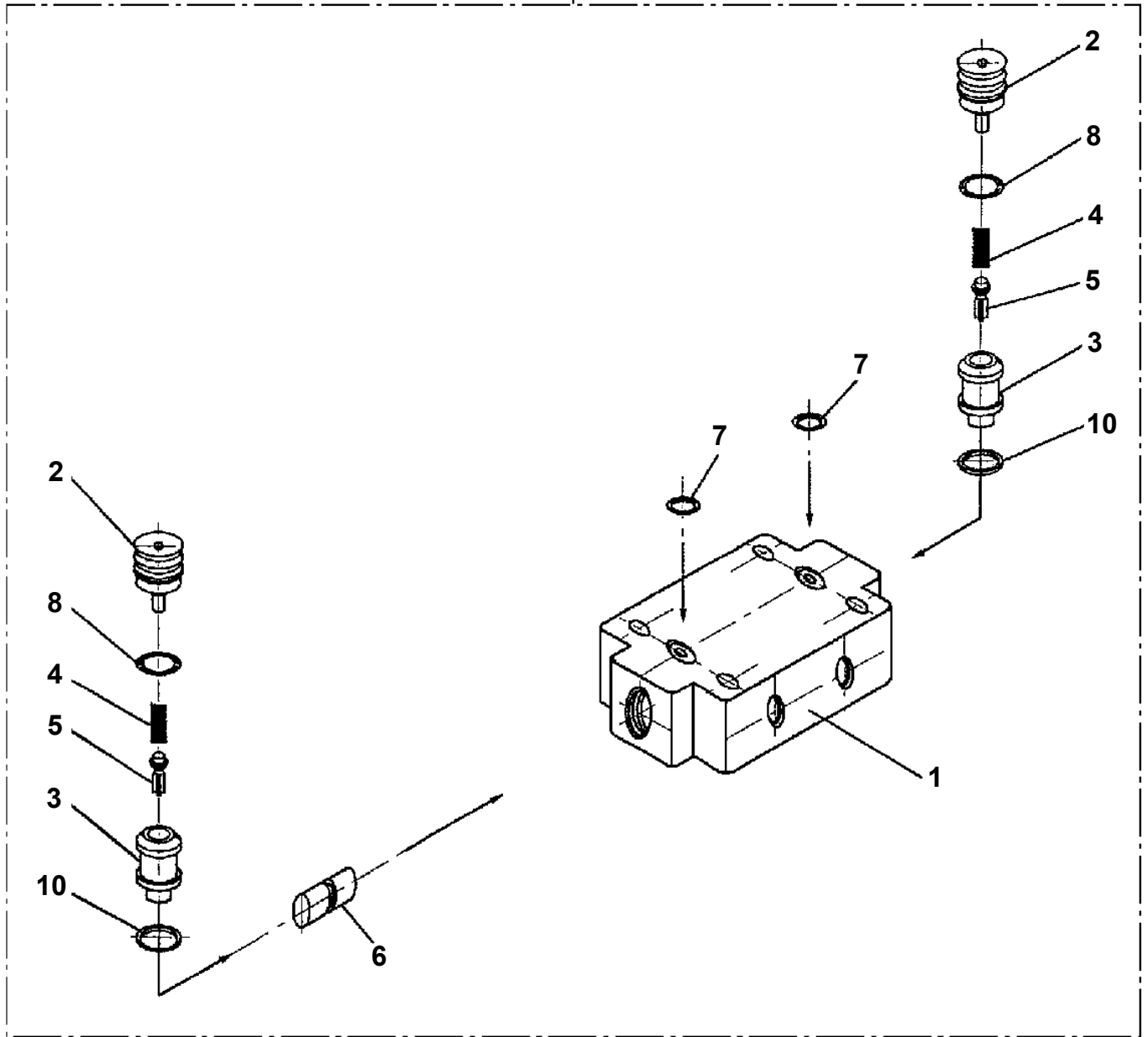


AT-147-3 43010100029 UPPER
PI1120336-00 VALVE,SOLENOID

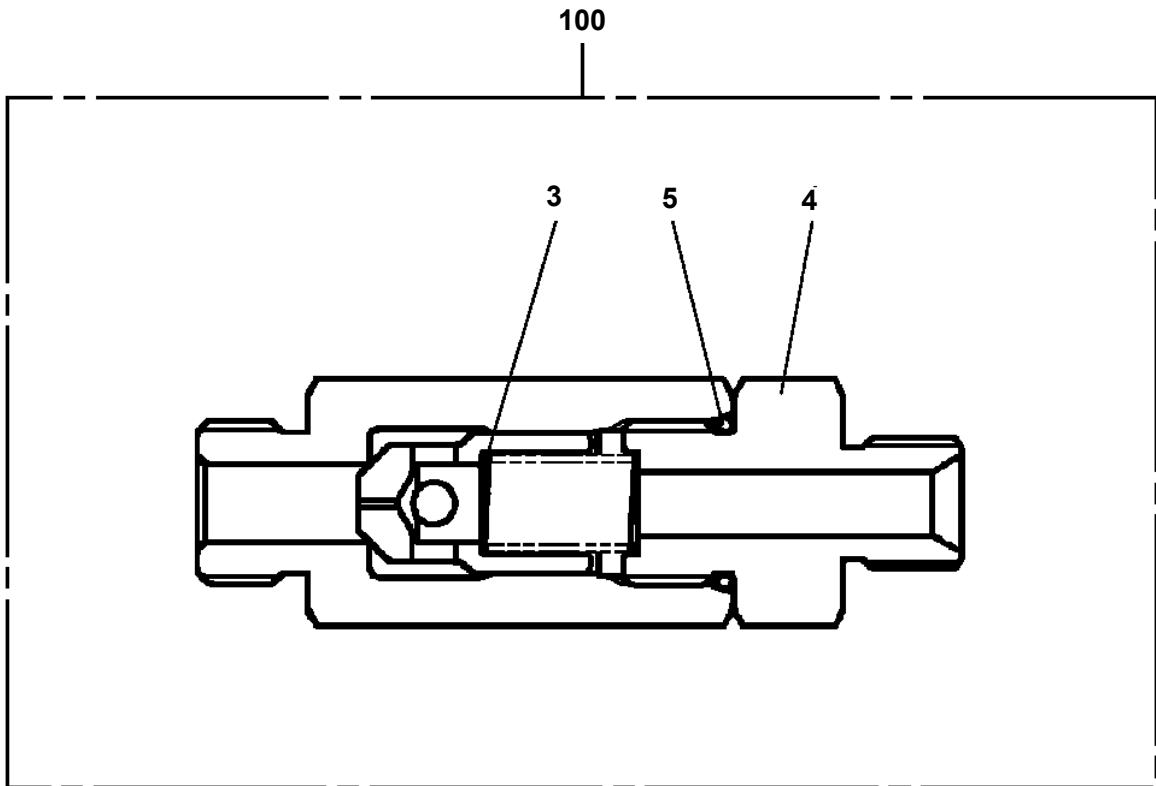


AT-147-3 43010100029 UPPER
PI1140136-01 VALVE,CHECK

30

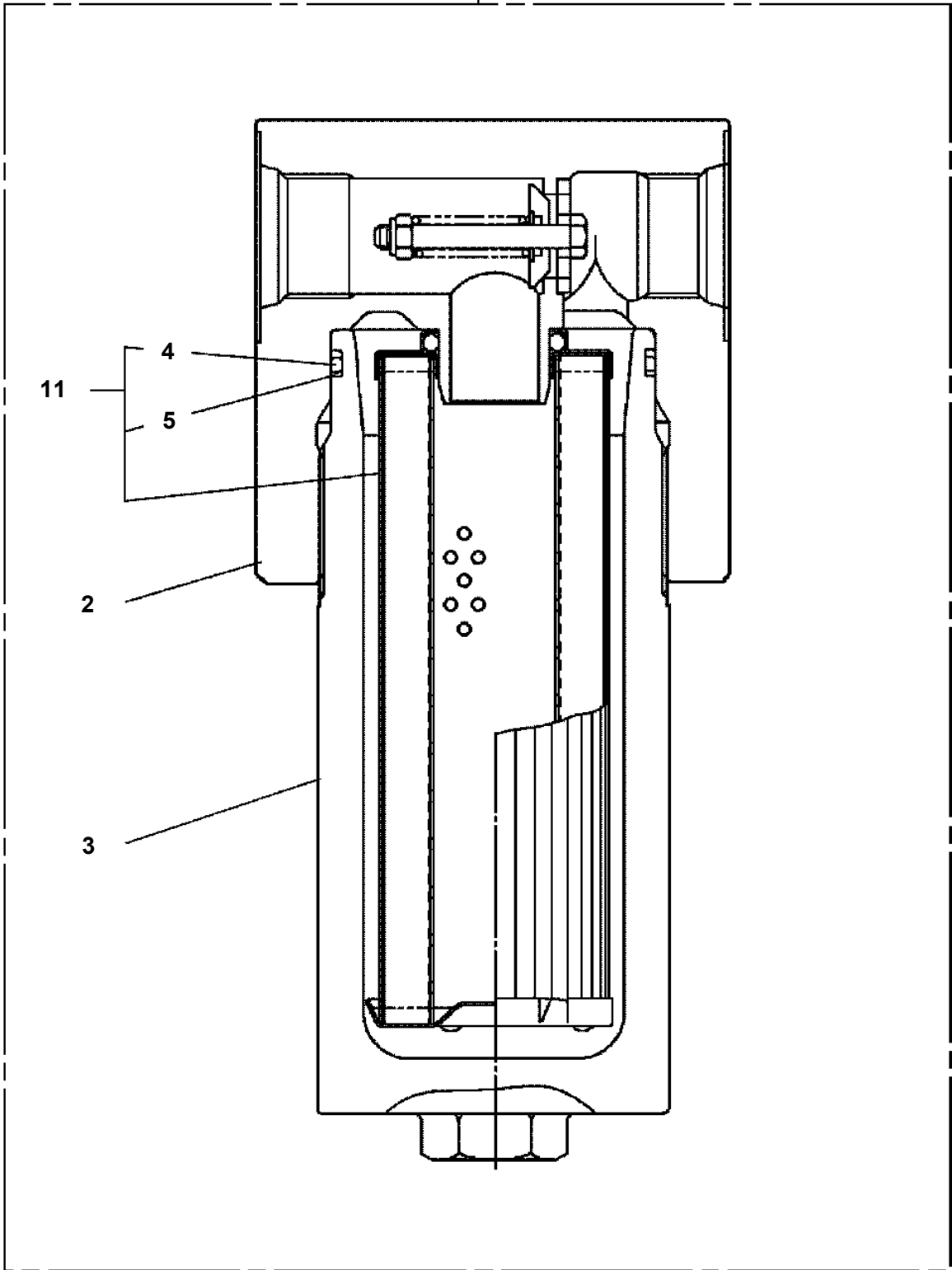


AT-147-3 43010100029 UPPER
PI1140224-00 VALVE,CHECK



AT-147-3 43010100029 UPPER
PI1300048-01 FILTER,OIL

100



AT-147-3 43010100029 UPPER

Pos No.	Parts No	Parts Name	Qty	Unit	Technical Data	Serial No (Start)	Serial No (End)	Remarks	Pages
1	37002438420	HOSE	1		L=1850 TO 1800				
2	37002437130	HOSE	1		L=1900				
3	37002456180	HOSE	1		L=1850				
4	82100001411	TUBE, SPIRAL	2	M	SE-08BK				
5	90101208015	BOLT	2		M8X15				
6	90302040801	WASHER, SPRING	2		8				
8	91810130270	FASTENER	20						
9	91002801800	O-RING	2		1B P18				
10	80481304024	JOINT	2						
11	37002406620	HOSE	1		L=1660				
12	37012400740	HOSE	1		L=1660				
13	37002473680	HOSE	1		L=1720				
14	37002437630	HOSE	1		L=1840				
15	42832750010	PLATE	1						
16	37002479570	HOSE	2		L=1090				
17	37002473640	HOSE	1		L=1040				
19	37002471530	HOSE	1		L=2040				
20	37002406670	HOSE	2		L=1610				
21	82420912713	TRIM	1	M					
22	80430620400	JOINT	2						
41	42347241100	JOINT	1						
42	80400160129	JOINT	4						
43	80400160127	JOINT	5						
44	80316090020	PLUG	3		KKT PT1/8				
45	91002801100	O-RING	7		1B P11				
46	91002801400	O-RING	4		1B P14				

CLICK HERE TO **DOWNLOAD** THE COMPLETE MANUAL

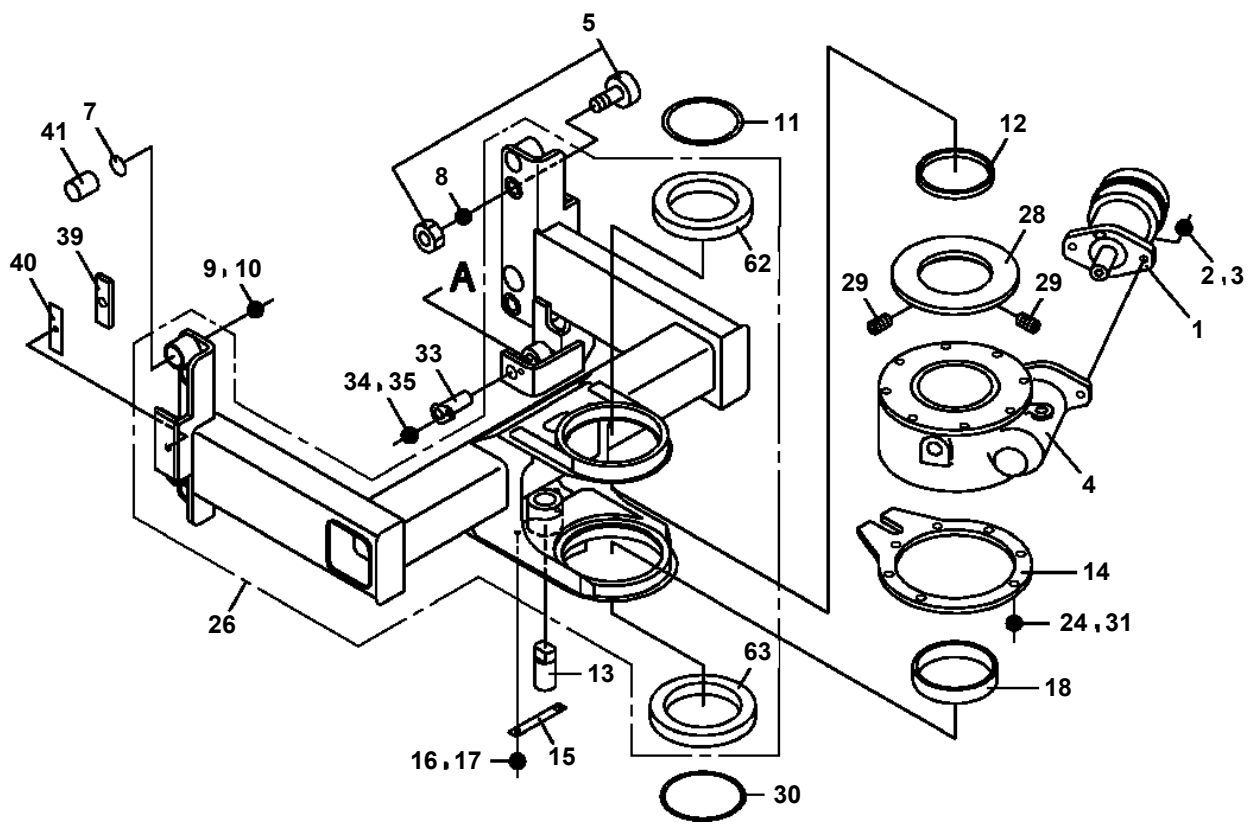
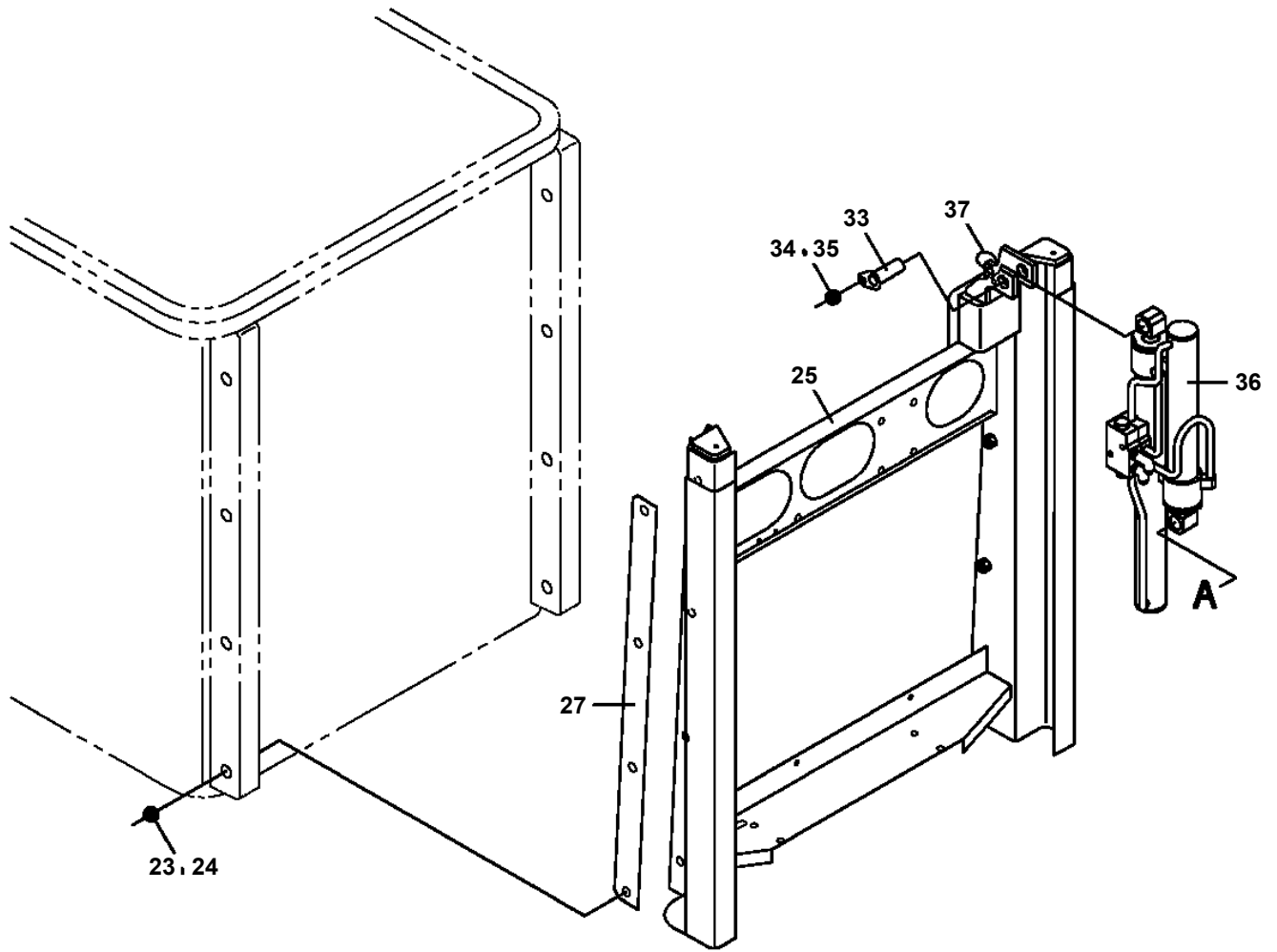
- Thank you very much for reading the preview of the manual.
- You can download the complete manual from: www.heydownloads.com by clicking the link below



- Please note: If there is no response to CLICKING the link, please download this PDF first and then click on it.

CLICK HERE TO **DOWNLOAD** THE COMPLETE MANUAL

**AT-147-3 43010100029 UPPER
PK1011444-00 FRAME (BUCKET)**



AT-147-3 4301010029 UPPER

Pos No.	Parts No	Parts Name	Qty	Unit	Technical Data	Serial No (Start)	Serial No (End)	Remarks
1	42272361002	COVER	1				590360	
	42272361003	COVER ASSY	1			590361	590405	
	42272361004	COVER ASSY	1			590406	590433	
	42272361005	COVER ASSY	1			590434		
2	42272362001	COVER ASSY	1				590360	
3	90101208016	BOLT	12		M8X16			
4	90302040801	WASHER,SPRING	12		8			
5	90303070801	WASHER,PLAIN	12		8			
6	90101206014	BOLT	6		M6X14			
7	90302040601	WASHER,SPRING	6		6			
8	37000512320	PLATE	6					
9	42270480020	COVER	1					
10	42272360100	COVER	1					
13	82466009202	CATCH	1				590399	
14	80172803008	SCREW,MACHINE	2		M3X8		590399	
15	90303520301	WASHER,PLAIN	2		3		590399	
16	82400000393	INSULATOR	1				590399	
17	80172804016	SCREW,MACHINE	1		M4X16		590399	
18	90201500400	NUT	1		M4		590399	
19	90302510401	WASHER,SPRING	1		4		590399	
20	37000550890	PLATE	3			590361		
21	90303070401	WASHER,PLAIN	1		4	590394	590399	
31	42272362002	COVER ASSY	1			590361	590371	
32	42272362003	COVER ASSY	1			590372	590399	
33	42272362004	COVER ASSY	1			590400		
41	42272362102	COVER	1				590371	
42	42272362200	COVER	1				590360	
43	82464107501	HINGE	2					
44	90201500300	NUT	8		M3		590371	
	90201500300	NUT	14		M3	590372		
45	90302510301	WASHER,SPRING (SUS 3)	8				590371	
	90302510301	WASHER,SPRING (SUS 3)	14			590372		
46	80175803008	SCREW,MACHINE	8		M3X8			
47	82400000310	GROMMET	1		L=1000		590360	
62	42272362201	COVER	1			590361	590371	
71	42272362103	COVER	1			590372	590399	
72	42272362202	COVER	1			590372	590399	
77	82466117003	LOCK	1			590372		
78	80175803010	SCREW,MACHINE	6		M3X8	590372		
79	90303520301	WASHER,PLAIN	2		3	590372		
91	42272362104	COVER	1			590400		
92	42272362203	COVER	1			590400		
100	42272362010	PLATE	4		T=0.5	590402		
101	42272362020	PLATE	1		T=0.5	590402		
102	42272362030	PLATE	1		T=0.5	590402		

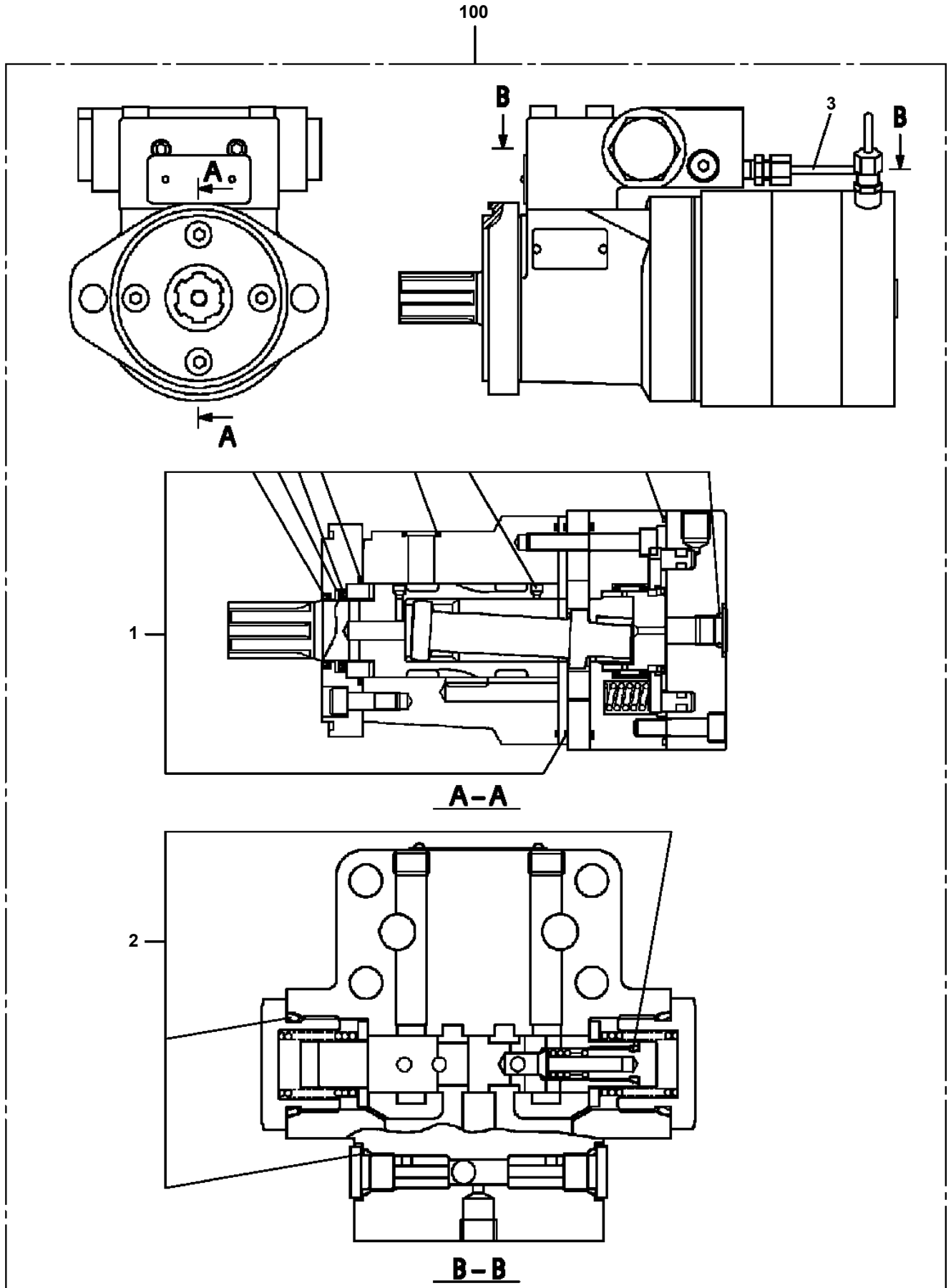
AT-147-3 43010100029 UPPER

Pos No.	Parts No	Parts Name	Qty	Unit	Technical Data	Serial No (Start)	Serial No (End)	Remarks	Pages
1	42267276101	COVER	1						
2	91810130270	FASTENER	4						

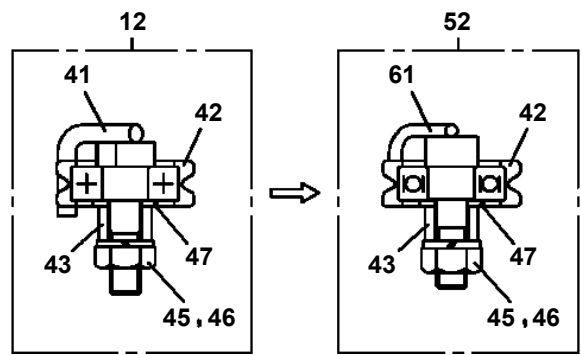
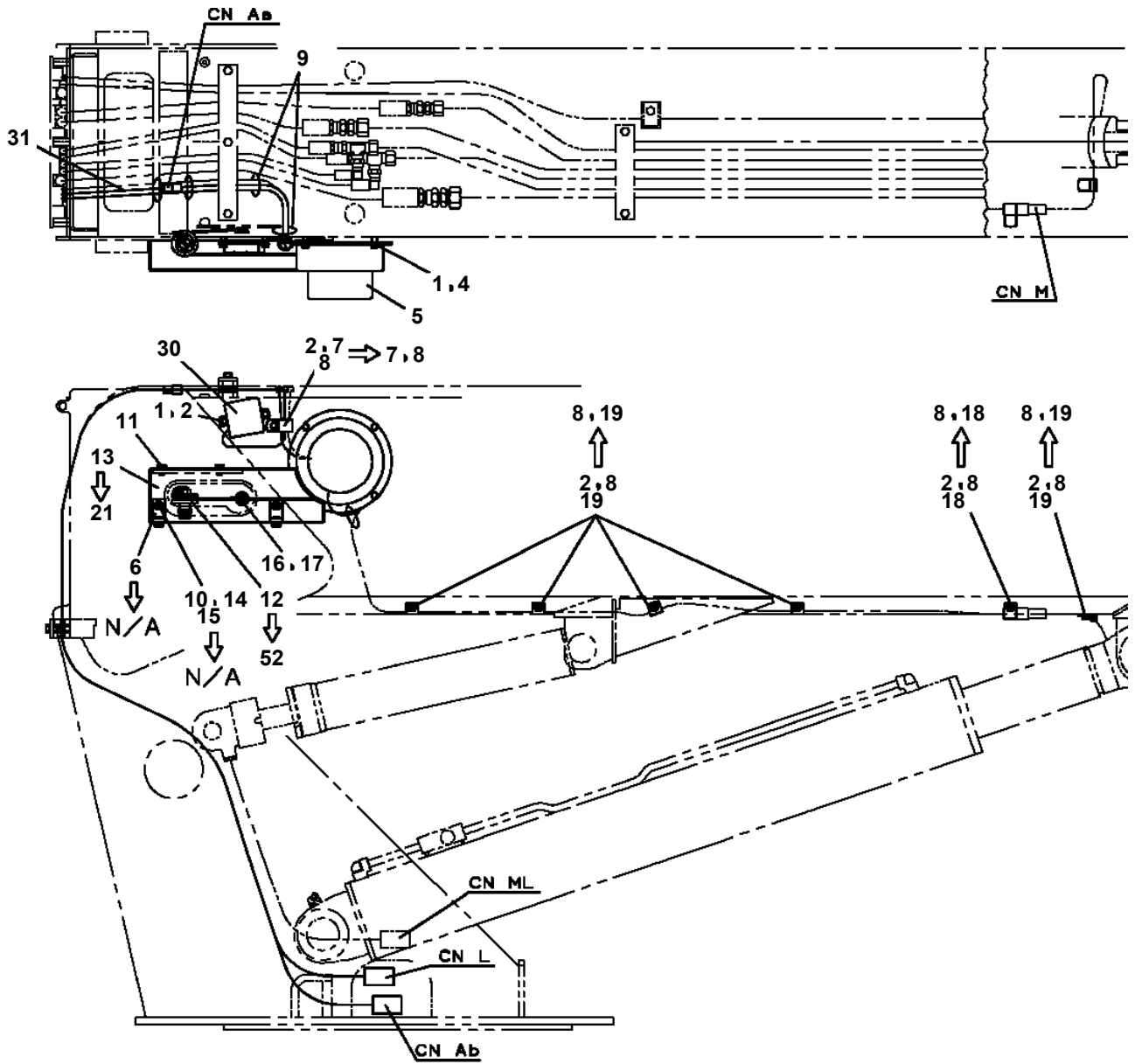
AT-147-3 43010100029 UPPER

Pos No.	Parts No	Parts Name	Qty	Unit	Technical Data	Serial No (Start)	Serial No (End)	Remarks	Pages
1	42267273100	COVER	1						
2	42267273200	COVER	1						
3	42267273300	COVER	1						
4	42267273400	COVER	1						
5	90183108015	BOLT	15		M8X15		590430		
	90183108015	BOLT	14		M8X15	590431			
8	37000565980	PLATE	8						
9	42310995600	PLATE	5						
10	37000585820	PLATE	2						
12	90183108030	BOLT	5		M8X30				
13	37000576600	PLATE	1		T=8.0				
14	90183108020	BOLT	4		M8X20		590430		
	90183108020	BOLT	5		M8X20	590431			
15	37000517000	PLATE	2			590474			

AT-147-3 43010100029 UPPER
PM5210007-01 MOTOR ASSY,OIL



**AT-147-3 43010100029 UPPER
PN1014441-05 ELEC.ASSY (BOOM)**



AT-147-3 4301010029 UPPER

Pos No.	Parts No	Parts Name	Qty	Unit	Technical Data	Serial No (Start)	Serial No (End)	Remarks
1	42354820200	HARNESS	1					
2	37000300720	SLEEVE	3		12-10			
5	42356350101	SUPPORT	1					
6	42352350300	HARNESS	1					
7	90171110016	BOLT	4		M10X16			
8	90302040801	WASHER,SPRING	2		8			
9	90303070801	WASHER,PLAIN	2		8			
10	91810130240	FASTENER	20					
11	90171108020	BOLT	2		M8X20			
12	42352350400	HARNESS	1					
14	90302040601	WASHER,SPRING	4		6			
15	90201200600	NUT	1		M6			
16	80172804006	SCREW,MACHINE	2		M4X6			
17	82100002002	CLAMP	1		WR6			
18	90101206012	BOLT	3		M6X12			
19	90172110025	BOLT,HEXAGON SOCKET	2		M10X25			
20	90302041001	WASHER,SPRING	6		10			
21	90303071001	WASHER,PLAIN	6		10			
24	82100002012	CLAMP	2		WR18			
42	42353341500	SUPPORT	1					
43	80172804020	SCREW,MACHINE	4		M4X20			
45	90172105012	BOLT,HEXAGON SOCKET	2		M5X12			
46	90302040501	WASHER,SPRING	2		5			
54	16311103000	SPRING	1					
55	42353342060	SCREW,SET	2		M6X35			
56	90201200600	NUT	2		M6			
60	80801001415	BEARING,PLAIN	2					
62	90201200500	NUT	2		M5			
63	80820001010	BEARING,PLAIN	2					
64	80801001010	BEARING,PLAIN	2					
81	42356352200	TERMINAL	2					
83	90201200800	NUT	2		M8			
87	90303071401	WASHER,PLAIN	4		14			
88	90101208045	BOLT	2		M8X45			
89	42356352500	SUPPORT	1					
91	90720005200	SCREW,SET	2		M5X16			
	90720705200	SCREW,SET	2		M5X20	590511	590510	
95	90302040801	WASHER,SPRING	2		8			
96	90303070801	WASHER,PLAIN	2		8			
112	42356352301	SUPPORT	2					
120	42356352401	SPACER	2		L=20.5			
131	42356351200	TERMINAL	2					
134	42356351300	SUPPORT	1					
202	42356351003	TERMINAL ASSY	1					
212	42356352002	TERMINAL ASSY	1					

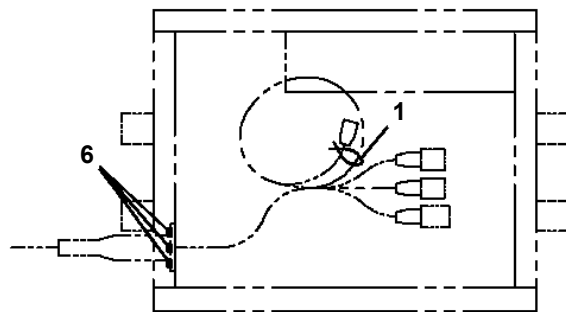
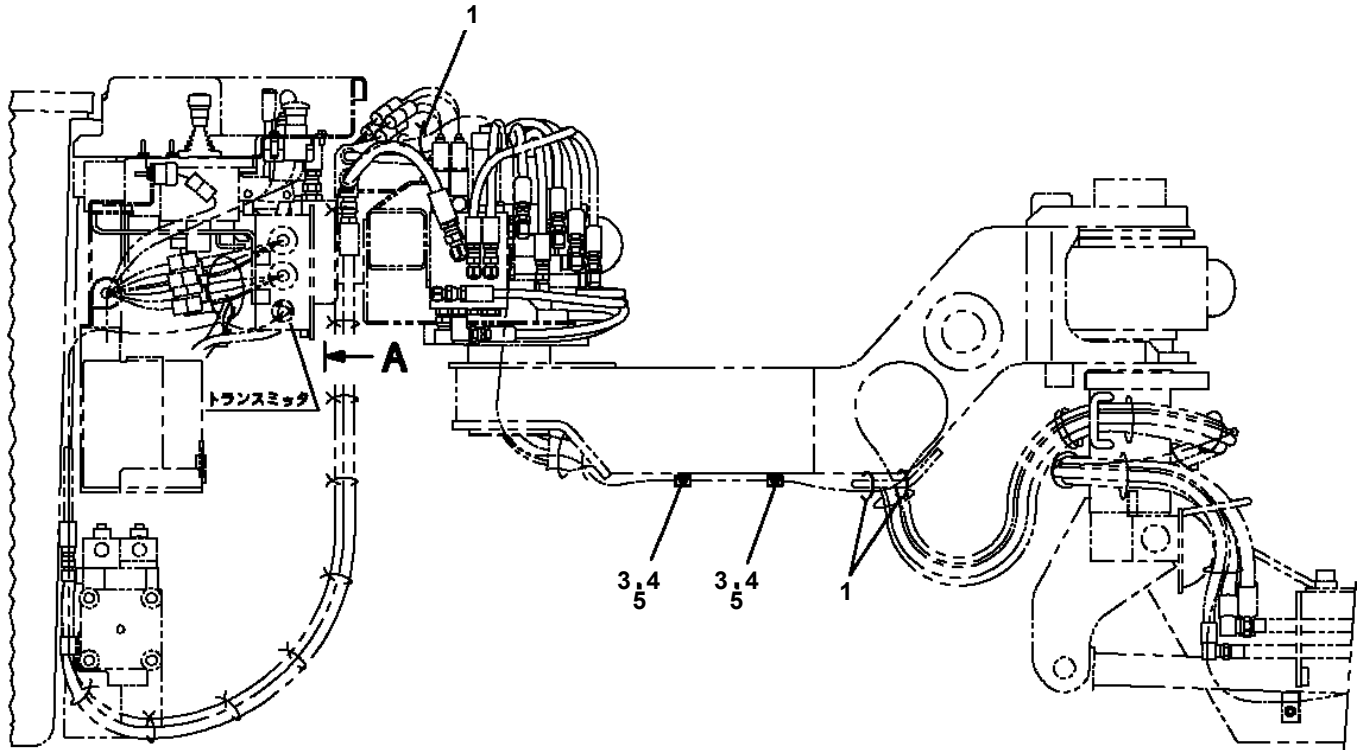
AT-147-3 43010100029 UPPER

Pos No.	Parts No	Parts Name	Qty	Unit	Technical Data	Serial No (Start)	Serial No (End)
1	42900020101	HARNESS	1				
2	91810132530	FASTENER	N				
3	42901141001	PANEL,CONTROL	1				
4	80192486014	SCREW,MACHINE (WITH WASHER)	4		M6X14		
5	42900602001	RELAY BOX	1				
6	90101210014	BOLT	4		M10X14		
7	90302041001	WASHER,SPRING	4		10		
8	80182406014	SCREW,MACHINE	2		M6X14		
9	42900020200	HARNESS	1				
10	42650390200	CABLE ASSY	1		3L-100L		
11	42900020300	CABLE ASSY	1		3G-100L		
12	82100002016	CLAMP	1		WR25		
13	90186208014	BOLT,FLANGE	1		M8X14		
14	82100001802	TUBE,CORRUGATE	1	M	10		
15	37002700660	CABLE	1		L=2360		
17	90302040601	WASHER,SPRING	1		6		
18	90101206012	BOLT	1		M6X12		
51	36361361260	LAMP ASSY (GLOW)	1				

AT-147-3 43010100029 UPPER

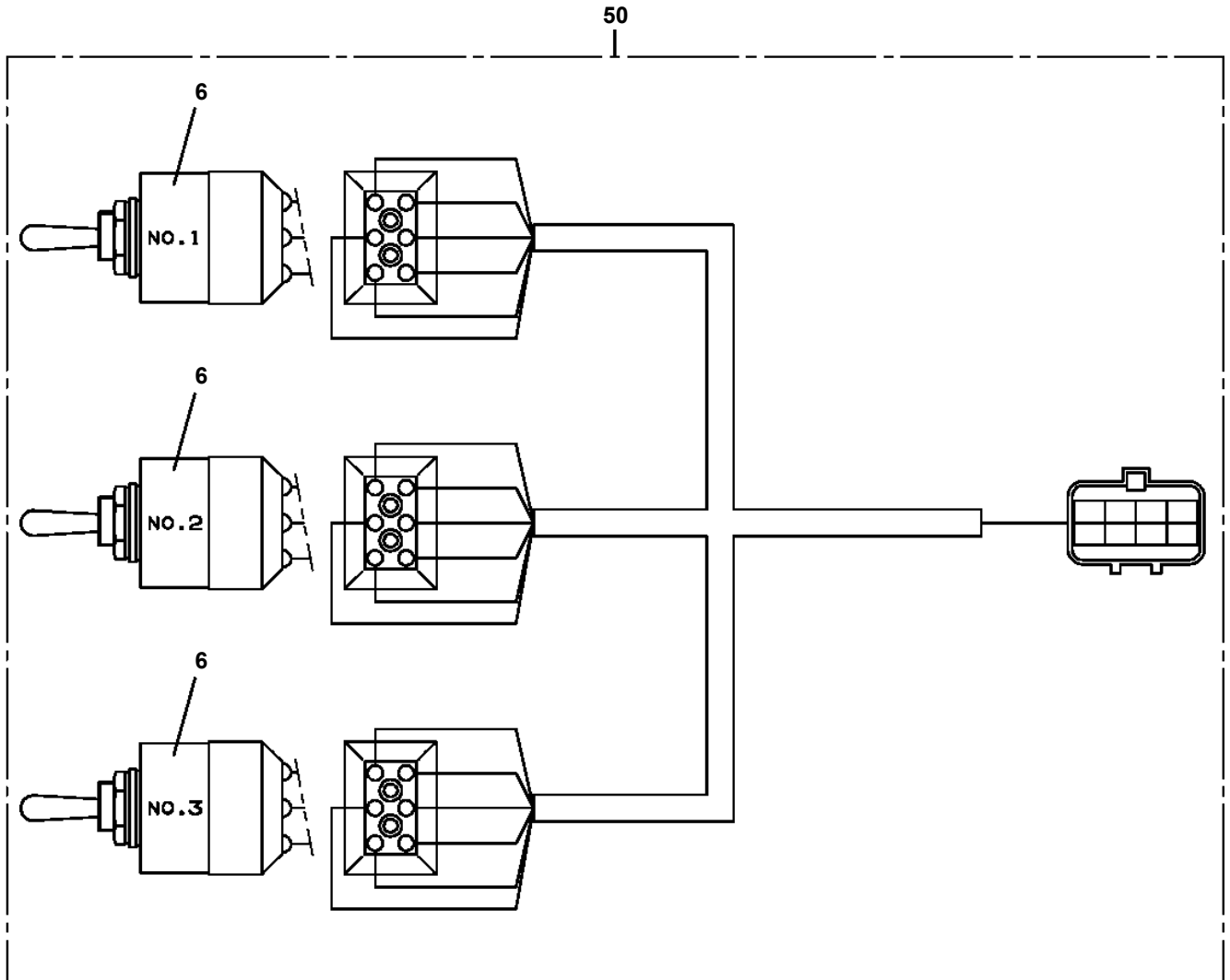
Pos No.	Parts No	Parts Name	Qty	Unit	Technical Data	Serial No (Start)	Serial No (End)	Remarks	Page
1	42312285100	HARNESS	1						0001
2	91810132530	FASTENER	20						
3	82100001803	TUBE,CORRUGATE	1	M	13	590496			

AT-147-3 43010100029 UPPER
PN1030066-00 OPTICAL CABLE (BUCKET.ARM)

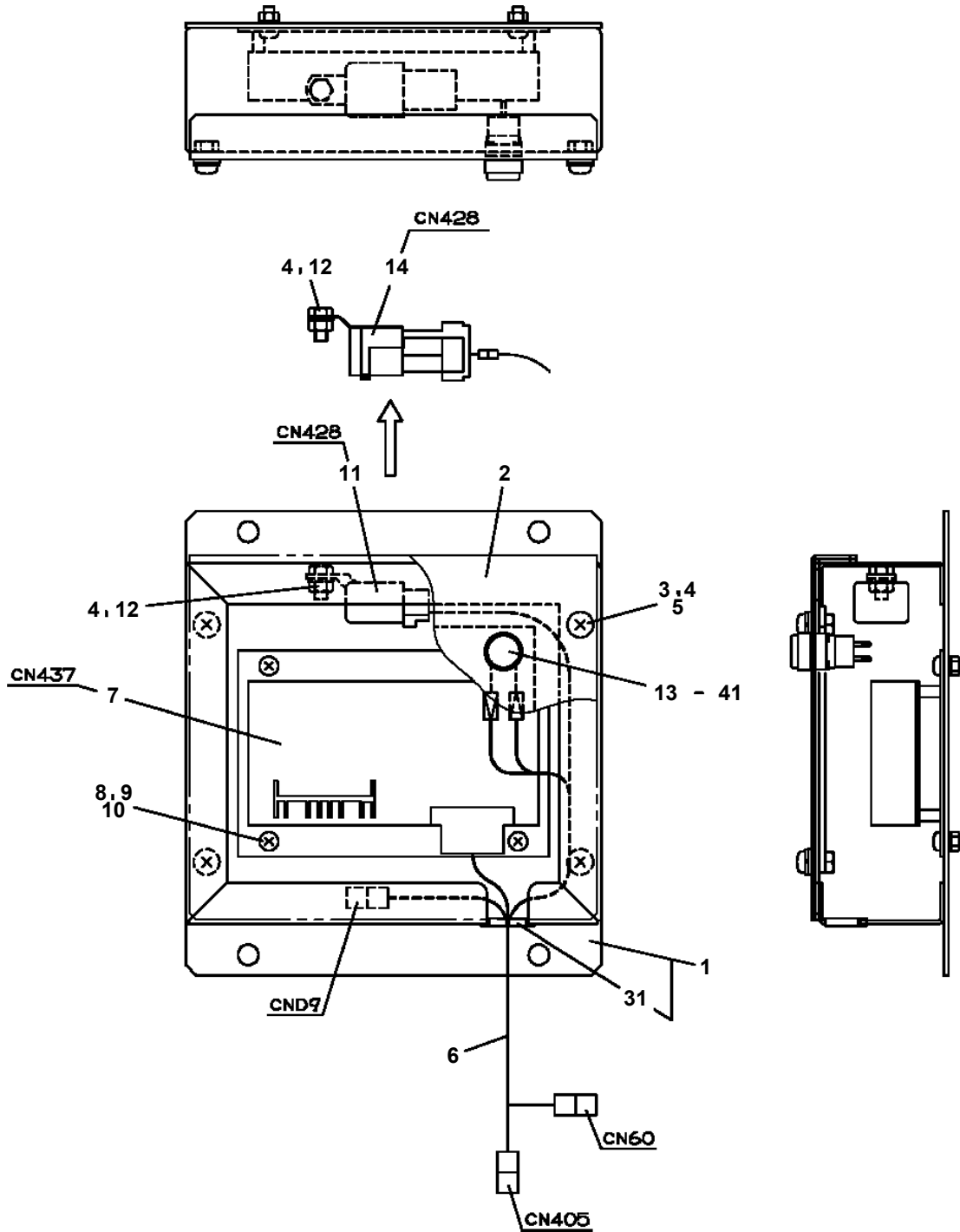


A

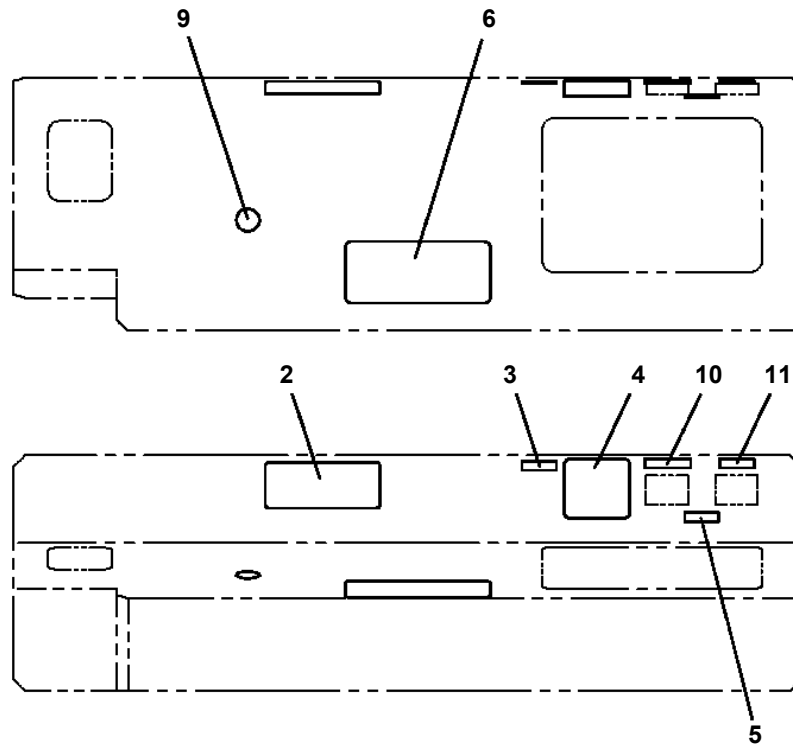
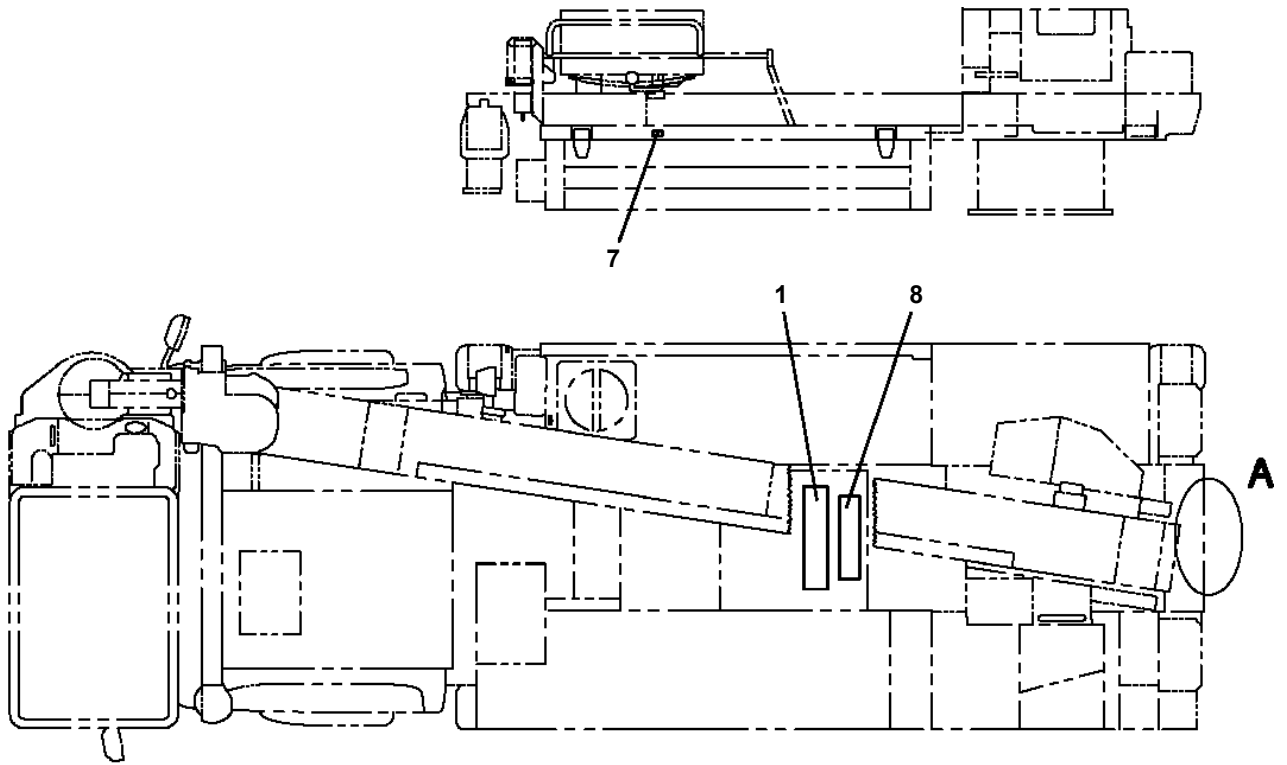
**AT-147-3 43010100029 UPPER
PN1140164-00 SWITCH ASSY (WITH HARNESS,3 SW)**



**AT-147-3 43010100029 UPPER
PN1370169-01 BATTERY**



**AT-147-3 43010100029 UPPER
PN5010180-00 NAME PLATE ASSY (ENGINE UNIT)**



A

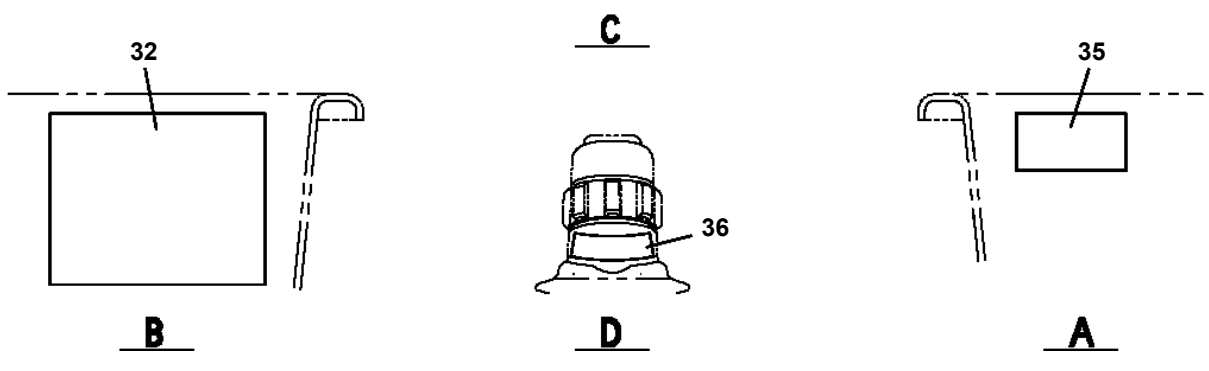
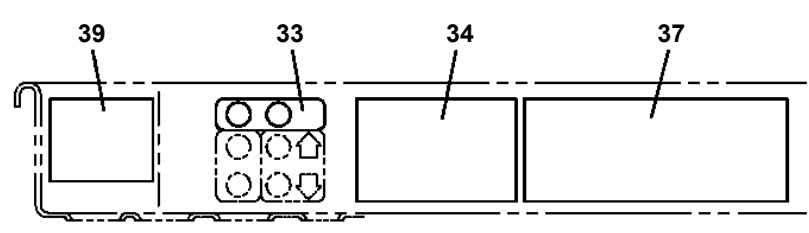
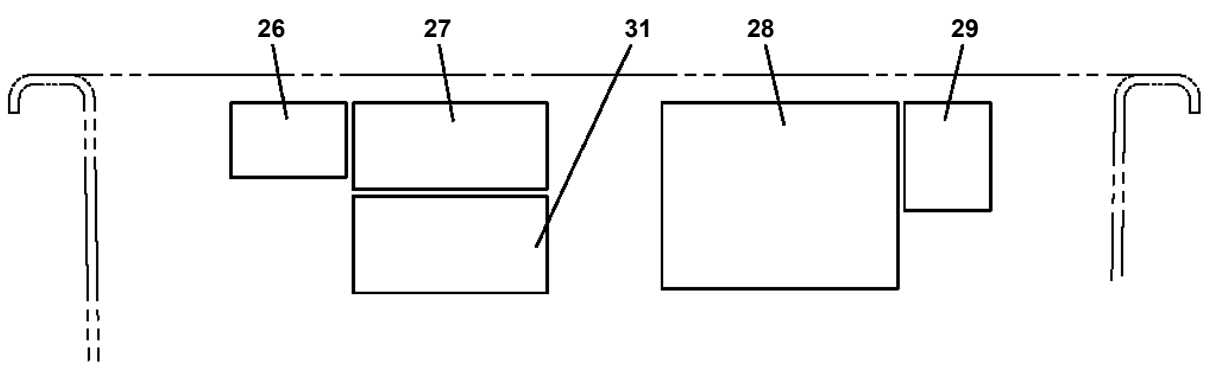
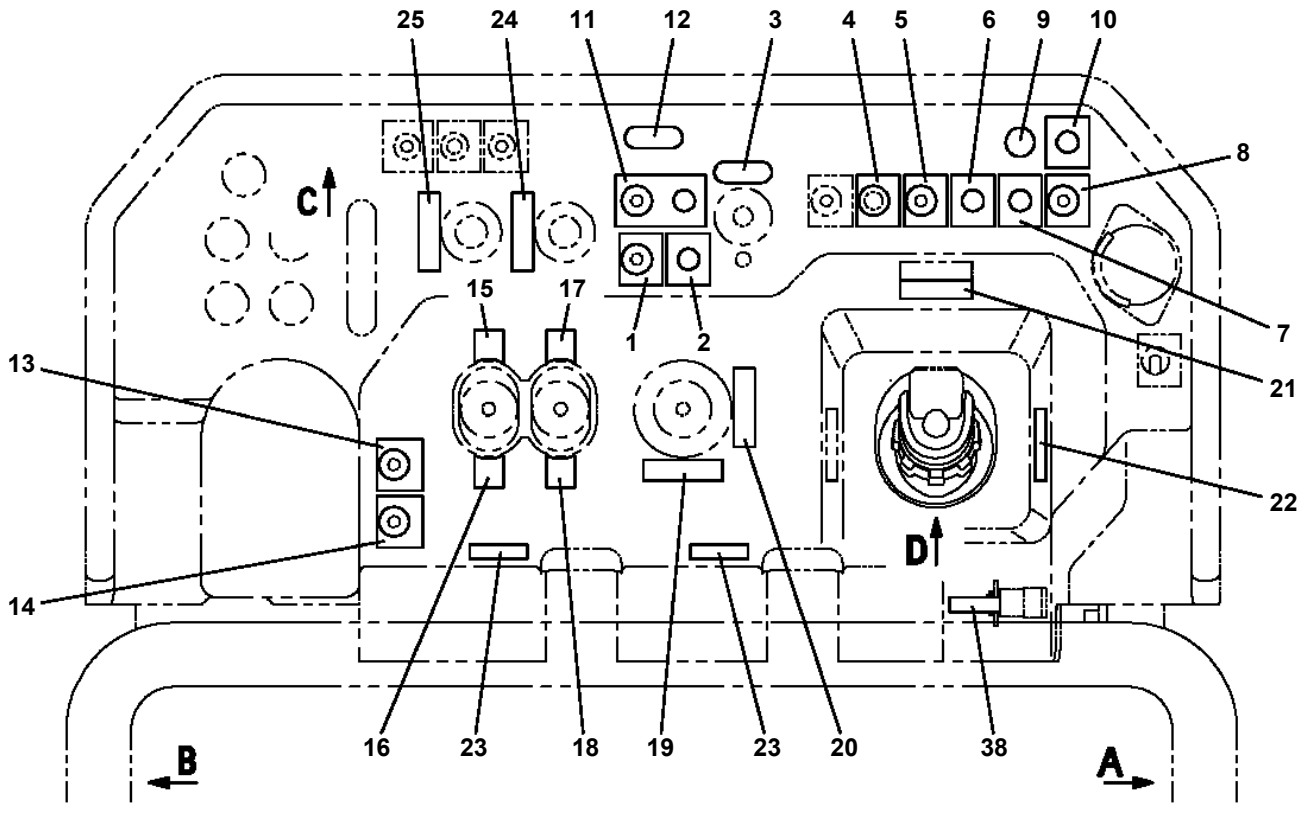
AT-147-3 43010100029 UPPER

Pos No.	Parts No	Parts Name	Qty	Unit	Technical Data	Serial No (Start)	Serial No (End)	Remarks	Pages
1	42391413080	PLATE,NAME	2						
2	42392684011	PLATE,NAME	2						
3	42392583120	PLATE,NAME	1						
4	42311895030	PLATE,CAUTION	1						
5	42311895040	PLATE,CAUTION	1						

AT-147-3 4301010029 UPPER

Pos No.	Parts No	Parts Name	Qty	Unit	Technical Data	Serial No (Start)	Serial No (End)	Remarks	Pages
1	42395081120	PLATE,NAME	1						
2	42398131020	PLATE,NAME	1						
3	42398294010	PLATE,NAME	1						
4	37002201980	PLATE,NAME	1						
5	42398612010	PLATE,NAME	1						
6	42475910010	PLATE,NAME	2						
7	42398612020	PLATE,NAME	1						
8	42398294030	PLATE,NAME	1						
9	42398294050	PLATE,CAUTION	1						
10	42398294060	PLATE,CAUTION	1						
11	42398294070	PLATE,CAUTION	1						
12	42398294080	PLATE,CAUTION	1						
13	42398294090	PLATE,NAME	1						
14	42394191140	PLATE,CAUTION	1						
15	42398294100	PLATE,NAME	1						
16	42398294110	PLATE,NAME	1						
17	42392584040	PLATE	1						
18	42331782100	PLATE,NAME	1						
19	42395134030	PLATE,NAME	1						
20	42396932010	PLATE,CAUTION	1						
21	42398294120	PLATE,CAUTION	1						

**AT-147-3 43010100029 UPPER
PO1015324-01 PLATE ASSY,NAME (BUCKET)**



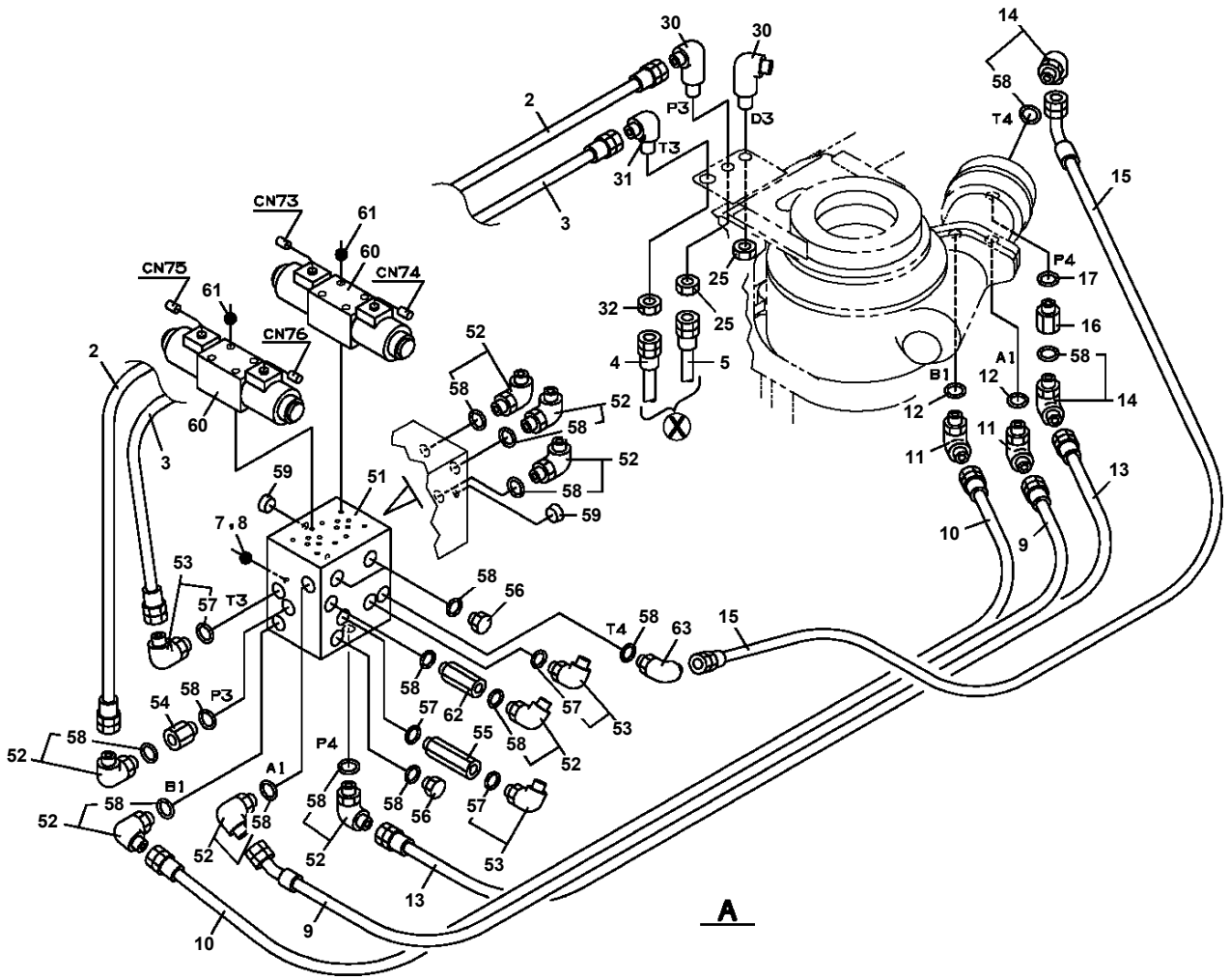
AT-147-3 43010100029 UPPER

Pos No.	Parts No	Parts Name	Qty	Unit	Technical Data	Serial No (Start)	Serial No (End)
1	(*****)	PLATE,NAME (LIVE-LINE WORKING DEVICE)	1				

AT-147-3 43010100029 UPPER

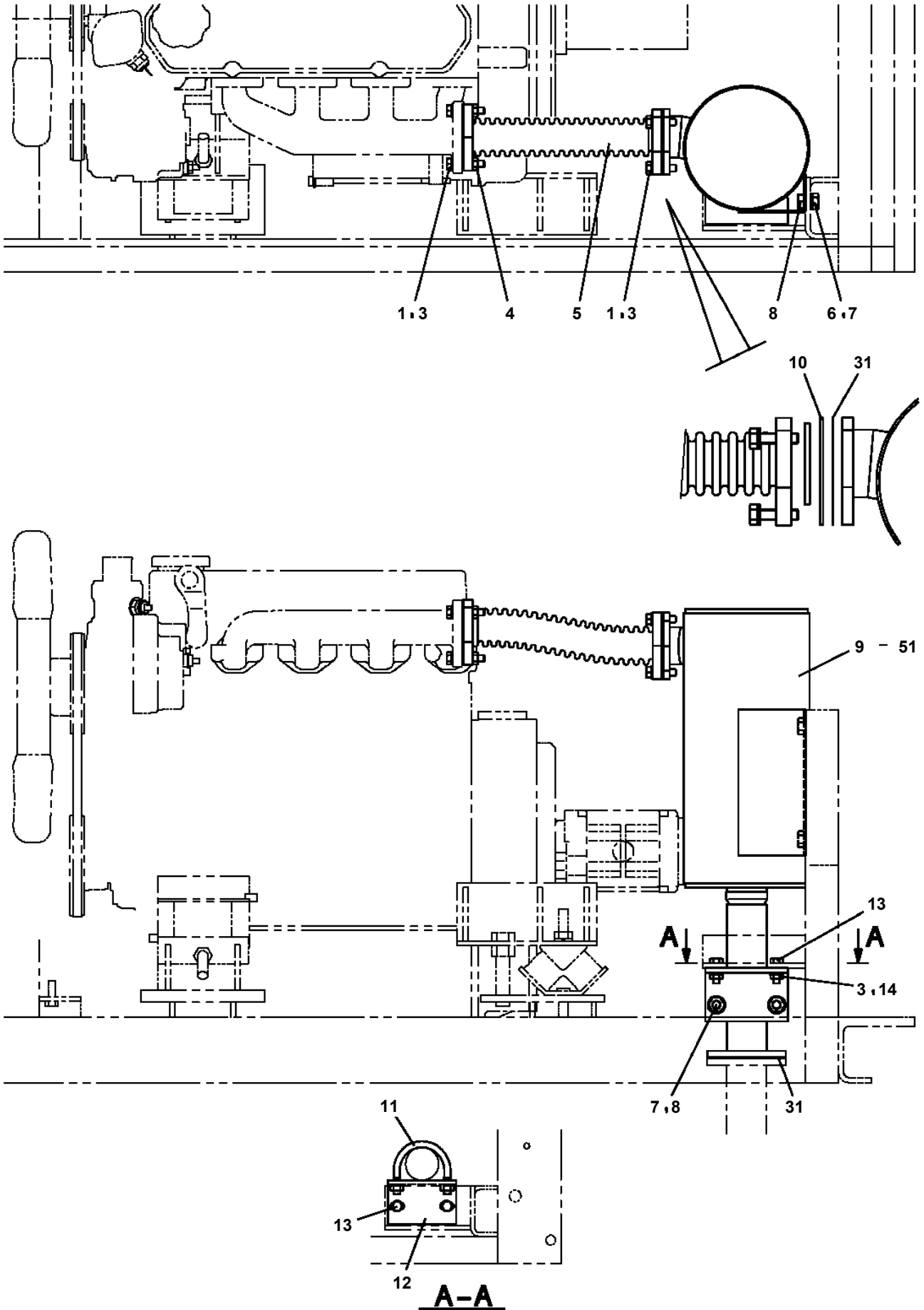
Pos No.	Parts No	Parts Name	Qty	Unit	Technical Data	Serial No (Start)	Serial No (End)
1	42332062500	SWITCH ASSY (WITH HARNESS,1 SW)	1				
2	42433932100	SWITCH ASSY (WITH HARNESS,1 SW)	1				
3	42900022000	INDICATOR,OUTRIGGER	1				
4	80192486014	SCREW,MACHINE (WITH WASHER)	4		M6X14		
5	90302040601	WASHER,SPRING	4		6		
6	90201200600	NUT	4		M6		
7	42901871100	PANEL	1				
8	82199514013	CAP	14				
9	82154201010	METER,HOUR	1				
10	82109341004	SWITCH	1				
11	82100002307	COVER (CONTACT BLOCK PROTECTION/BLACK)	1				
12	42651593400	SWITCH ASSY (WITH HARNESS,1 SW)	1				
13	80172303012	SCREW,MACHINE	2		M3X12		
14	90303070301	WASHER,PLAIN	2		3		
15	90201200300	NUT	2		M3		
16	90302040301	WASHER,SPRING	2		3		
17	42433932200	SWITCH ASSY (WITH HARNESS,1 SW)	1				
18	42809631200	LAMP ASSY (RED,WITH HARNESS)	6				
19	44320516500	PLUG (12 POLES,FEMALE)	1				
20	42736070100	SWITCH ASSY (WITH HARNESS)	1				
22	42651591300	SWITCH ASSY (WITH HARNESS,3 SW)	1				
23	42332521300	SWITCH ASSY (WITH HARNESS)	1				
24	42350250150	PLUG (6 POLES,MALE)	1				
25	42900001200	COVER	1				
26	91810130240	FASTENER	1				
27	82199504017	NUT	14		AT-401N		
28	42651593500	SWITCH ASSY (WITH CONNECTOR)	5				
29	42352420300	SWITCH ASSY	1				
30	82100001697	PLUG	1		OBS-13		
59	42355641010	COVER	1				
71	42355641210	BUTTON	1				
100	42901911000	PANEL ASSY,CONTROL	1				

**AT-147-3 43010100029 UPPER
PP6080001-00 PIPING ASSY, BUCKET**

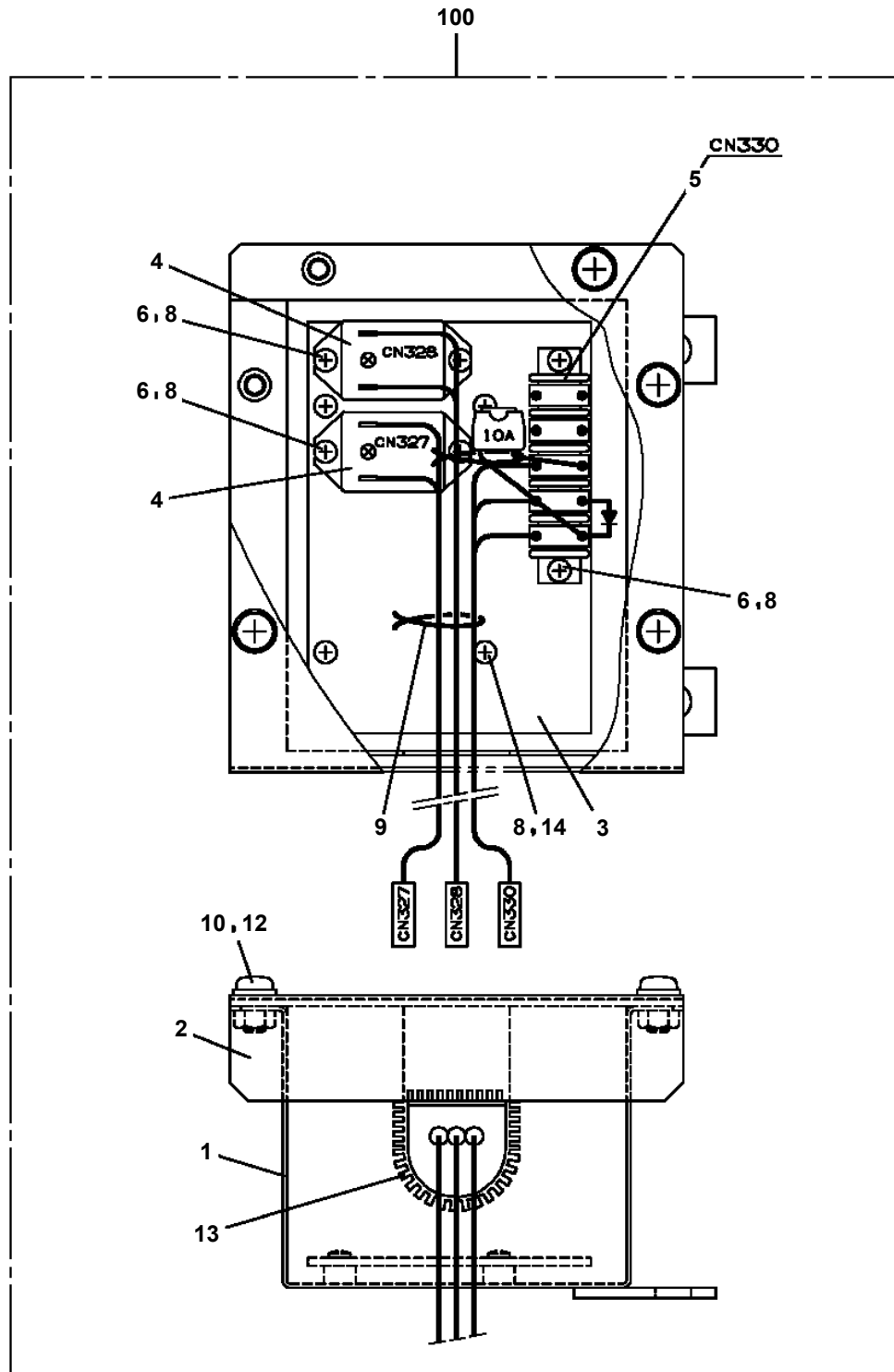


A

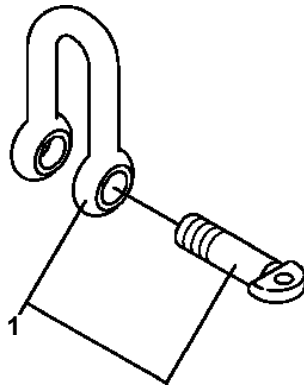
AT-147-3 43010100029 UPPER
PQ1040079-03 EXHAUST



AT-147-3 43010100029 UPPER
PR5100008-01 RELAY BOX ASSY

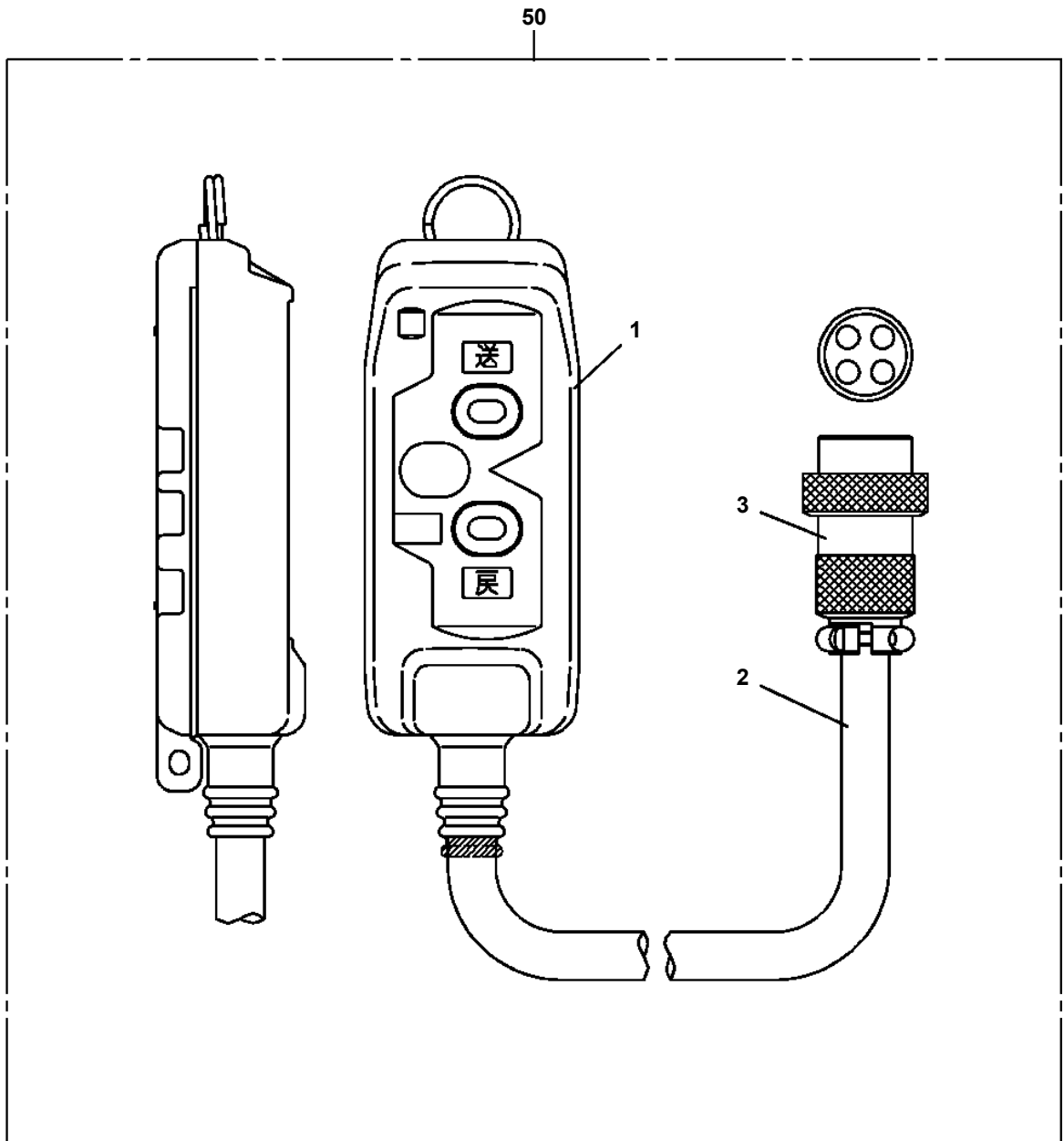


**AT-147-3 43010100029 UPPER
PS5150001-00 SHACKLE**



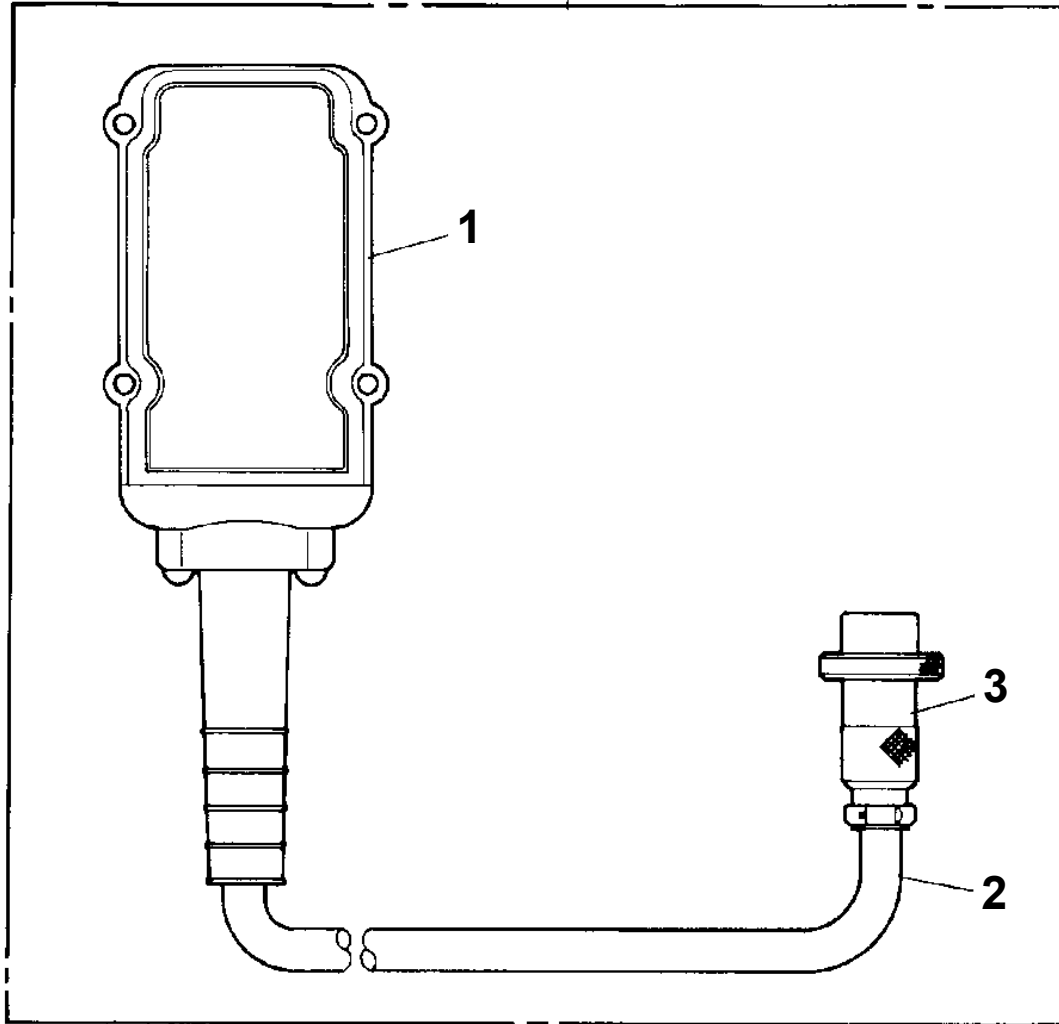
AT-147-3 43010100029 UPPER

PS5530117-00 SWITCH ASSY (ELEC.BOOSTER, REMOTE:2M,NANABOSI,KASUGA)

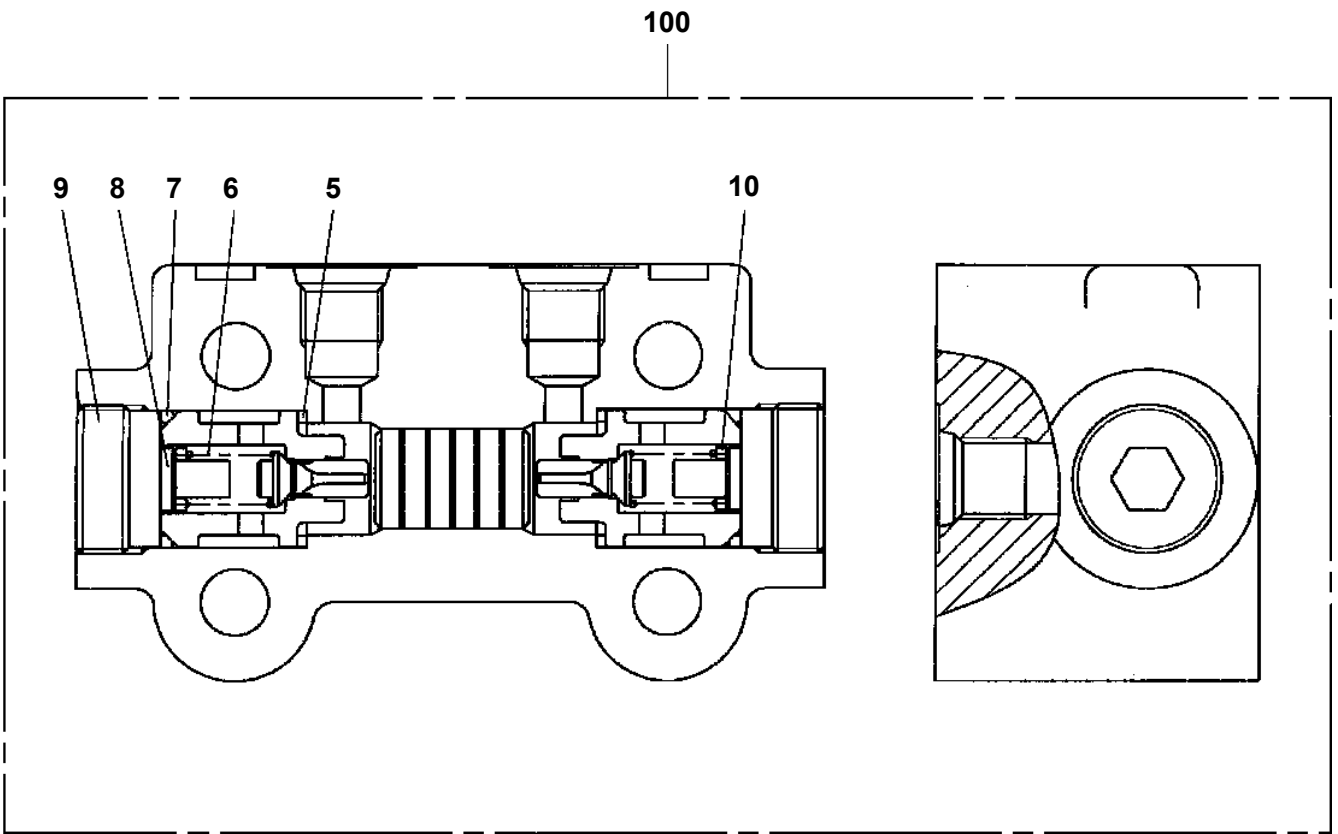


**AT-147-3 43010100029 UPPER
PV1030001-00 SWITCH BOX (FOR BOOSTER)**

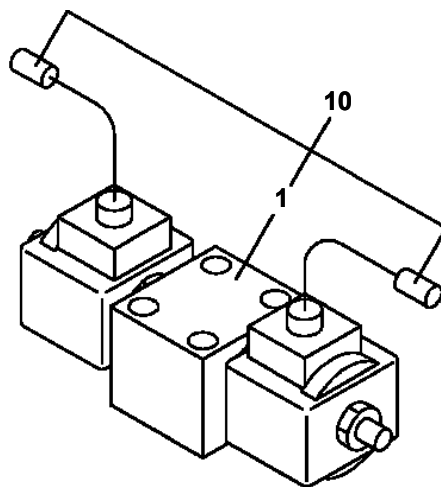
10



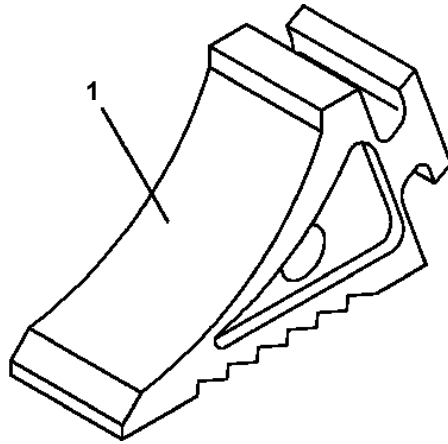
**AT-147-3 43010100029 UPPER
PV5040021-00 VALVE ASSY,CHECK**



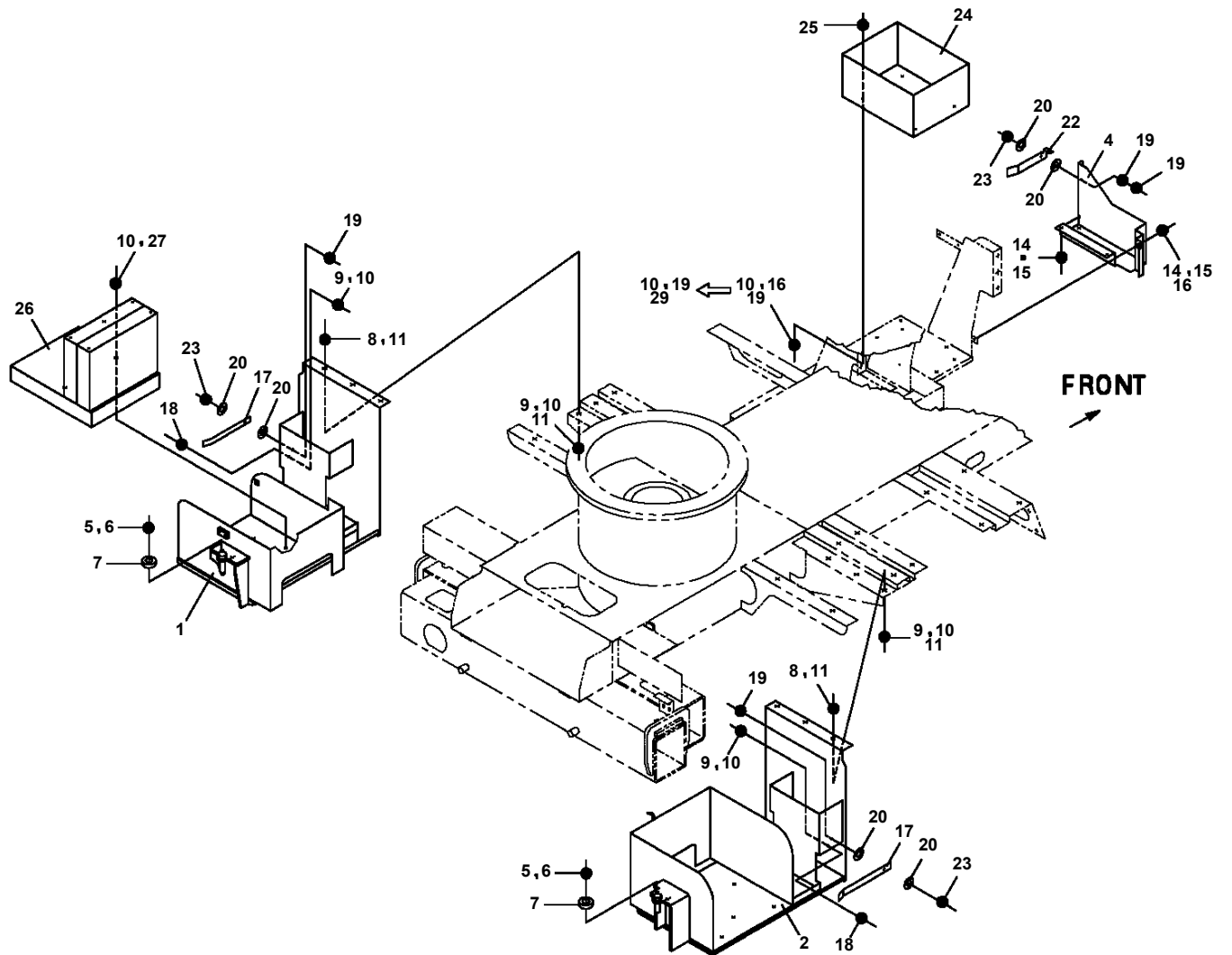
**AT-147-3 43010100029 UPPER
PV5240009-00 VALVE ASSY,SOLENOID**



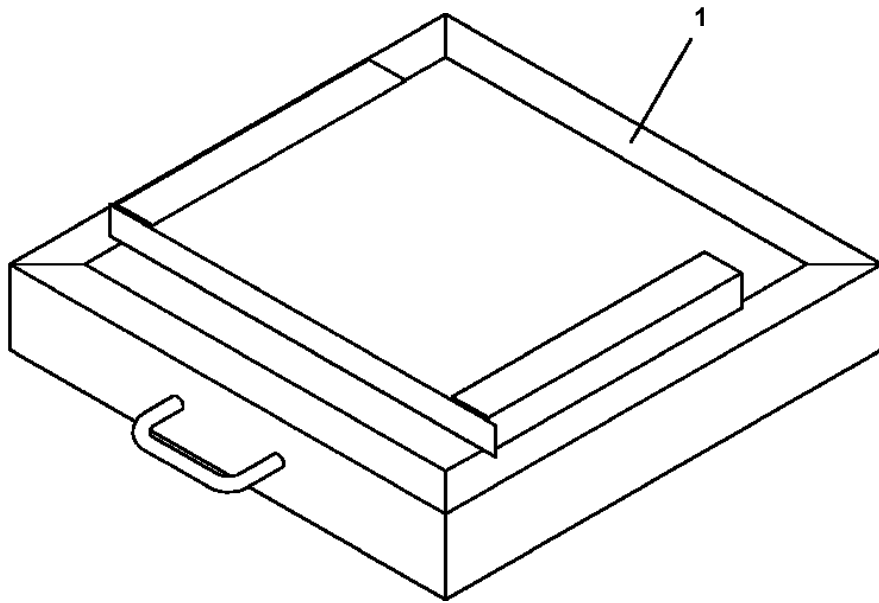
**AT-147-3 43010100029 UPPER
PW1050018-01 WEDGE (STOPPER FOR TIRE/JUSTIN)**



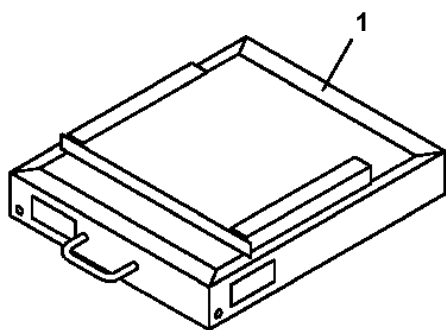
**AT-147-3 43010100029 UPPER
PX1200655-01 SIDE GUARD**



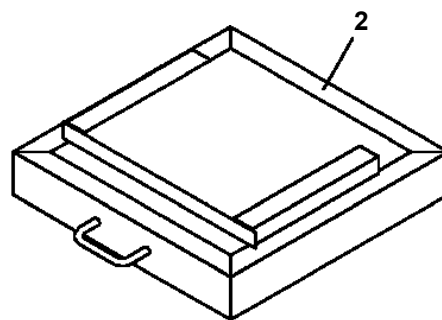
**AT-147-3 43010100029 UPPER
PX1270113-01 WOOD BLOCK (KANSAI DENRYOKU/DETACHABLE)**



**AT-147-3 43010100029 UPPER
PX1270165-00 WOOD BLOCK (KANDEN/DETACHABLE TYPE,B)**



(B仕様 左後用)



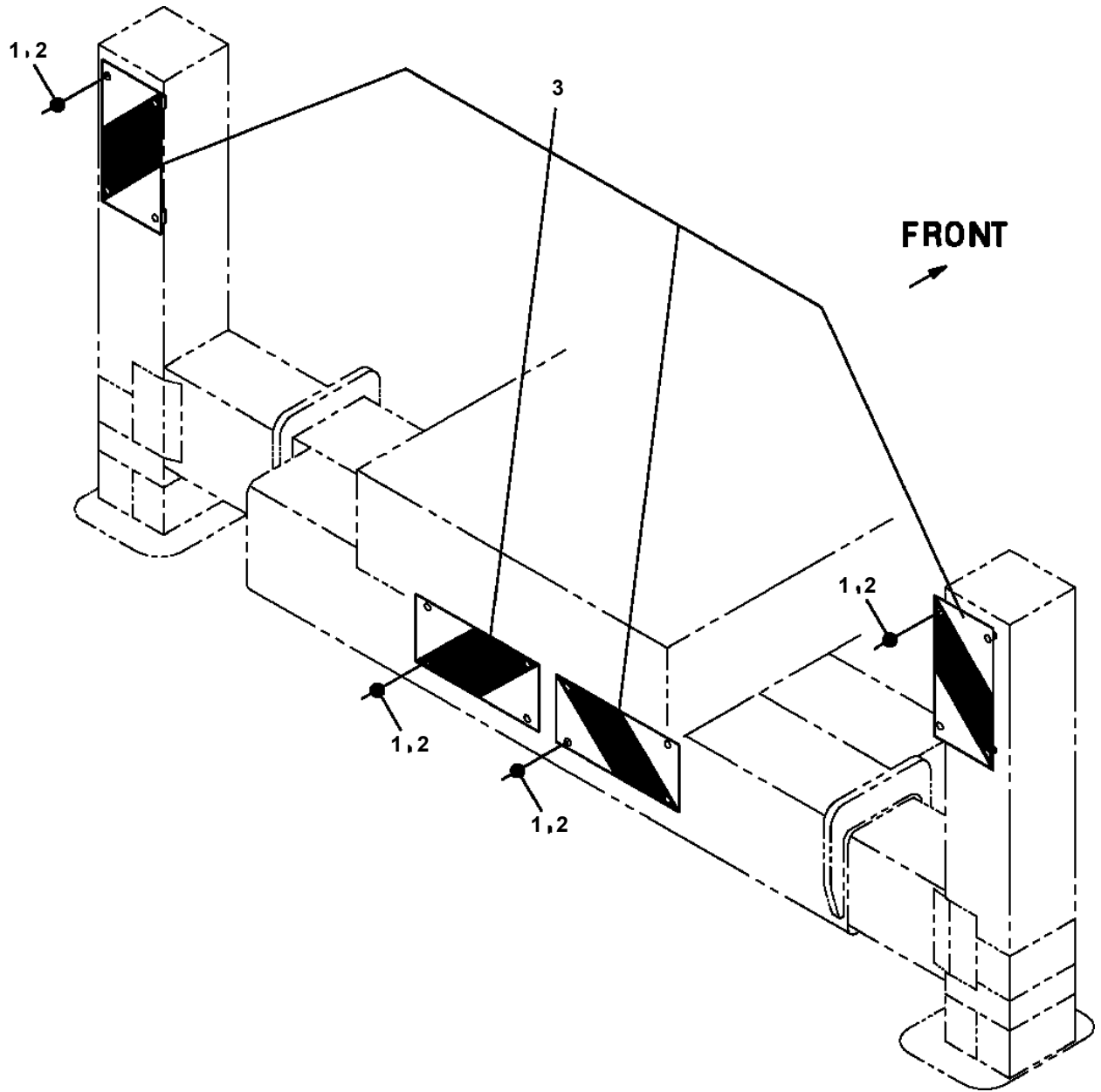
AT-147-3 43010100029 UPPER

Pos No.	Parts No	Parts Name	Qty	Unit	Technical Data	Serial No (Start)	Serial No (End)
2	42836407510	COVER	1				
3	42836407520	PLATE	1				
4	42836207530	SUPPORT	2				
5	42835717590	PLATE	6				
6	42836407530	RUBBER (WITH DOUBLE-STICK TAPE)	1				
7	42836407540	CUSHION (WITH DOUBLE-STICK TAPE)	1				
8	42834057550	HANDLE	1				
9	82466115200	CATCH	1				
10	42833867750	HINGE	3				
11	82440100035	GAS SPRING	2				
12	42832907610	BRACKET (FOR GAS SPRING)	2				
13	42832907600	BRACKET (FOR GAS SPRING)	2				
14	42833077610	BUSH	8				
15	42834837700	SCREW,MACHINE	2		M4X8		
16	42500577560	SCREW,MACHINE (SEMS)	2		M4X8		
17	42834837780	SCREW,MACHINE (SEMS)	18		M5X12		
18	99163804012	BOLT (M4X12)	8				
19	42835487670	BOLT (WITH W,SW)	4		M8X16		
100	42836401100	BOX,TOOL	1				

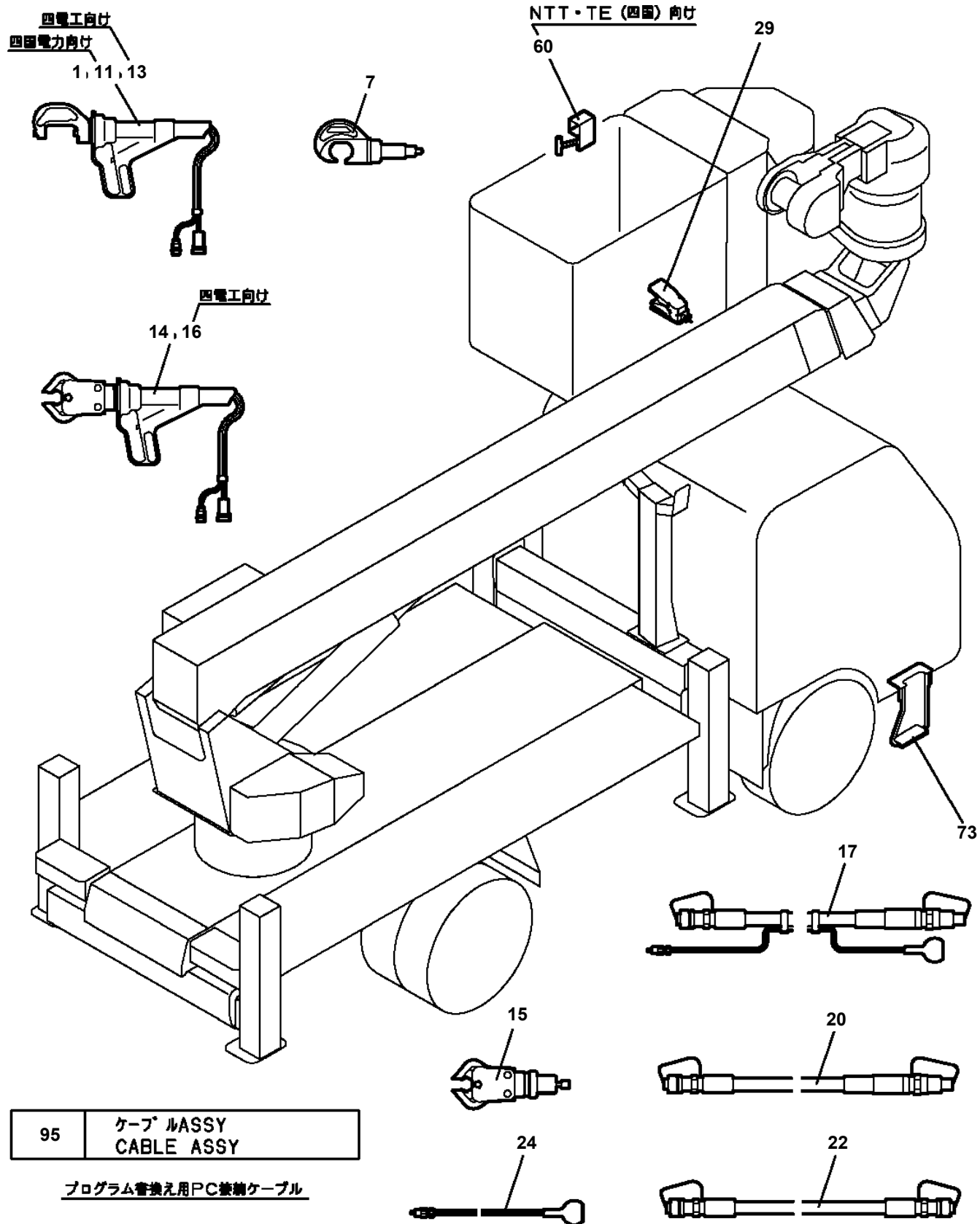
AT-147-3 43010100029 UPPER

Pos No.	Parts No	Parts Name	Qty	Unit	Technical Data	Serial No (Start)	Serial No (End)	Remarks	Pages
1	42443130300	SUPPORT	1						
2	90101208018	BOLT	4		M8X18				
3	90302040801	WASHER,SPRING	4		8				
4	42443130401	SUPPORT	1						
5	90201200800	NUT	2		M8				

AT-147-3 43010100029 UPPER
PX5620004-01 MOUNT ASSY, REFLECTOR



AT-147-3 43010100029 UPPER
 PY1020001-10 OPTION UNIT,2

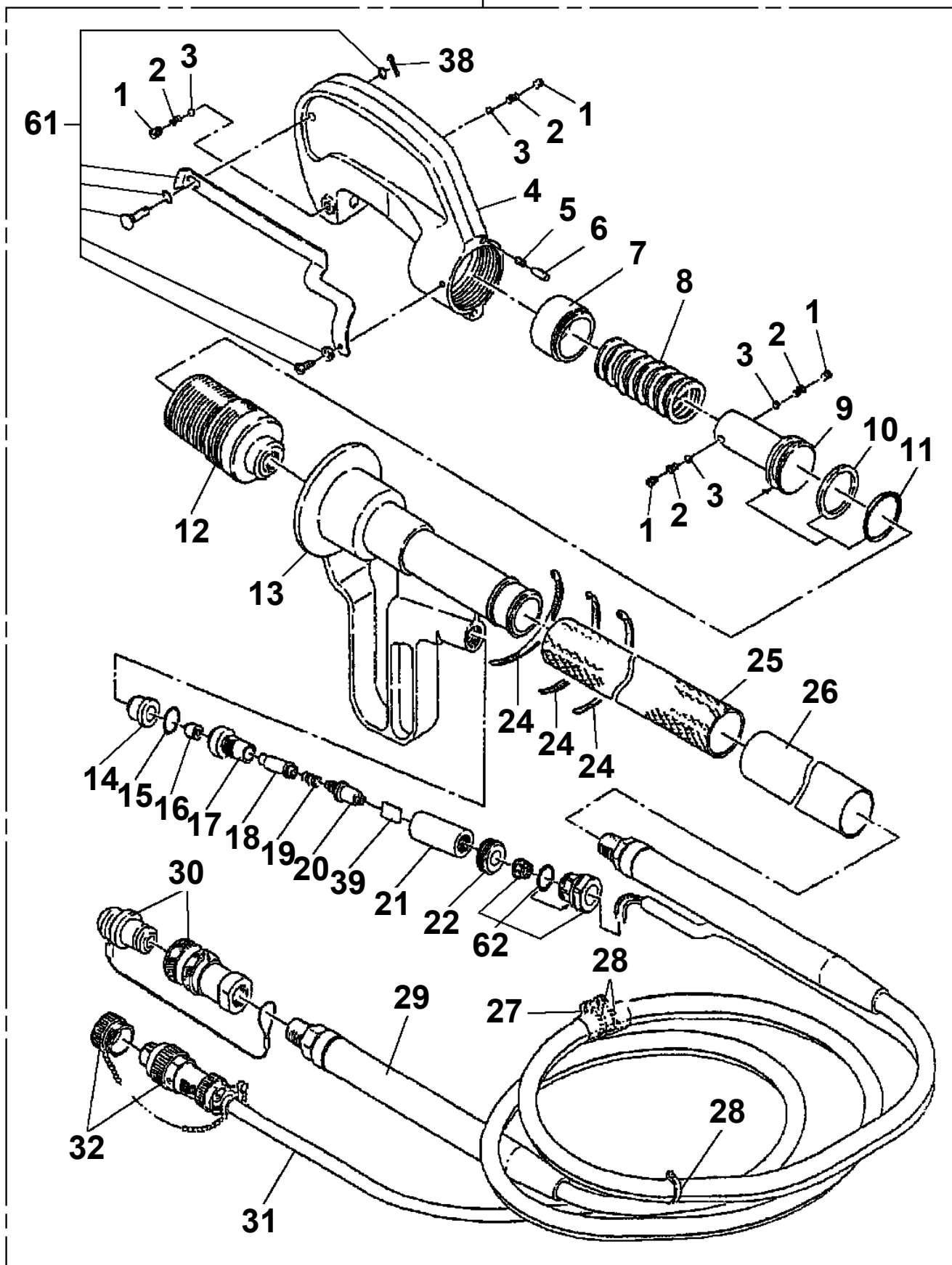


適用製造番号によっては取り付けがないものもあります。

MACHINES OF SOME SERIAL NO. ARE NOT EQUIPPED WITH THESE PARTS.

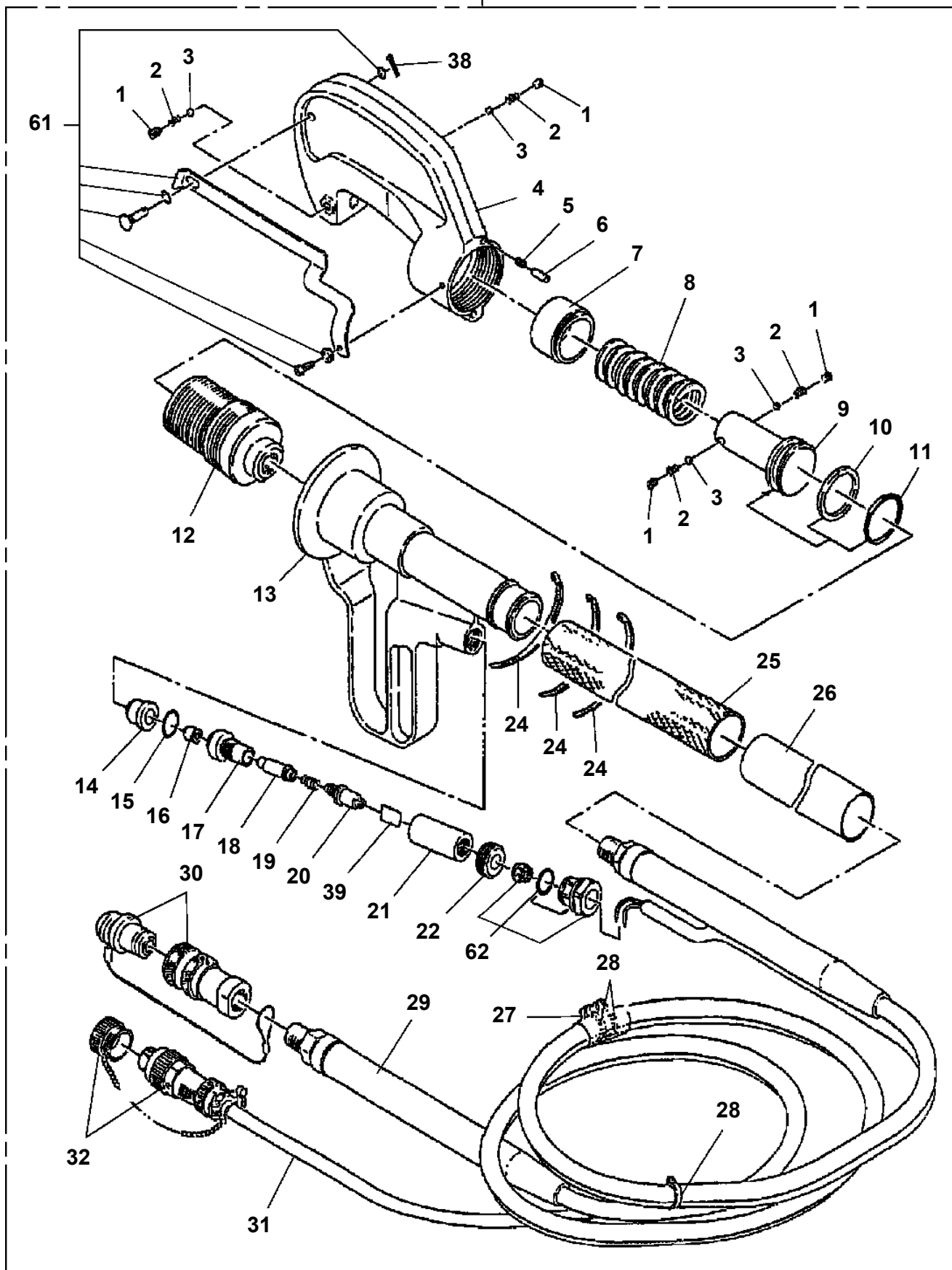
AT-147-3 43010100029 UPPER
PY1050001-01 CLAMP HEAD (IZUMI 8TON,2.5M)

100



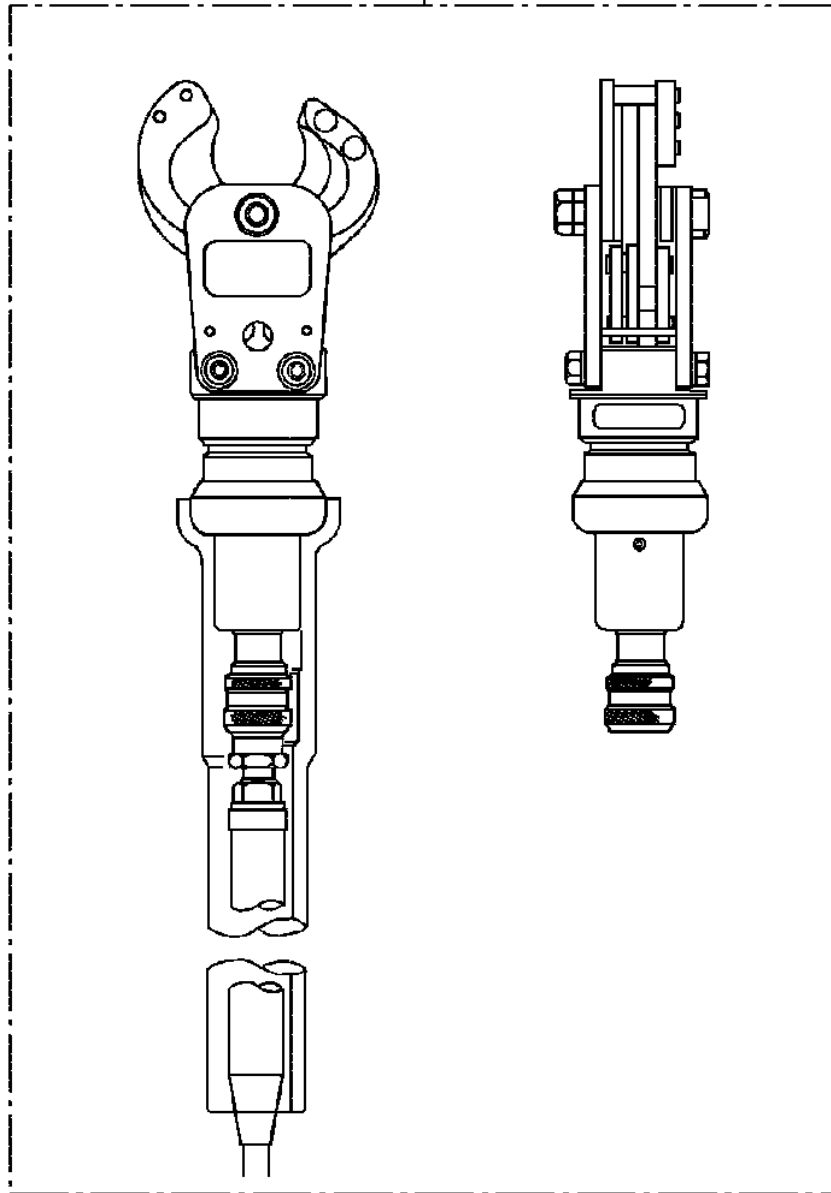
AT-147-3 43010100029 UPPER
PY1050009-01 CLAMP HEAD (IZUMI 8TO,3.5M)

100

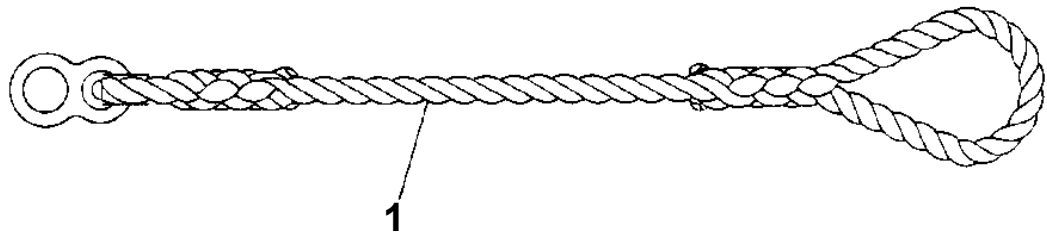


**AT-147-3 43010100029 UPPER
PY1060004-01 CUTTER HEAD (IZUMI 6.4TON 2.5M ELECTRICSANWA)**

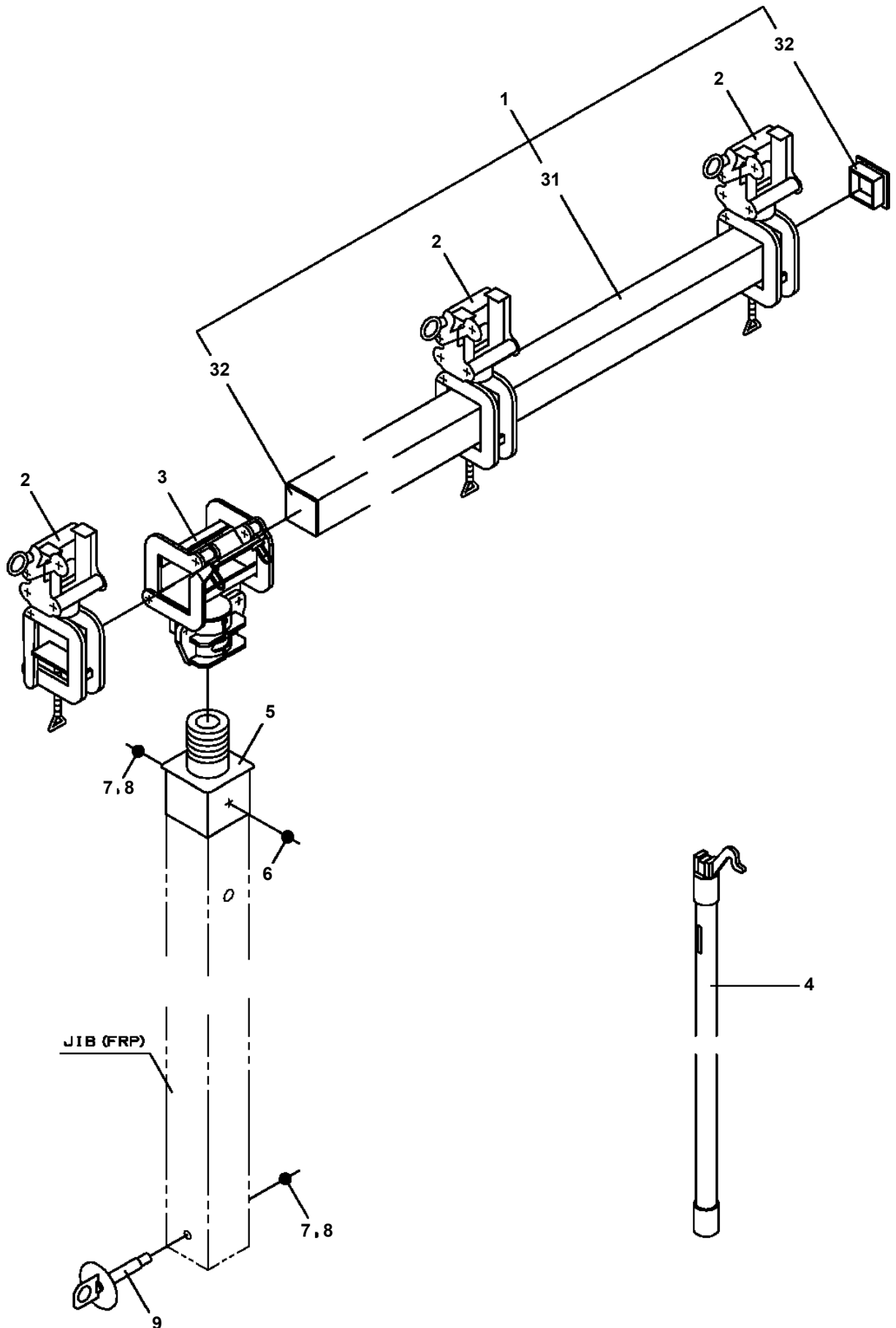
1



**AT-147-3 43010100029 UPPER
PY1070004-00 ROPE (SAFETY,0.5M,D=24)**

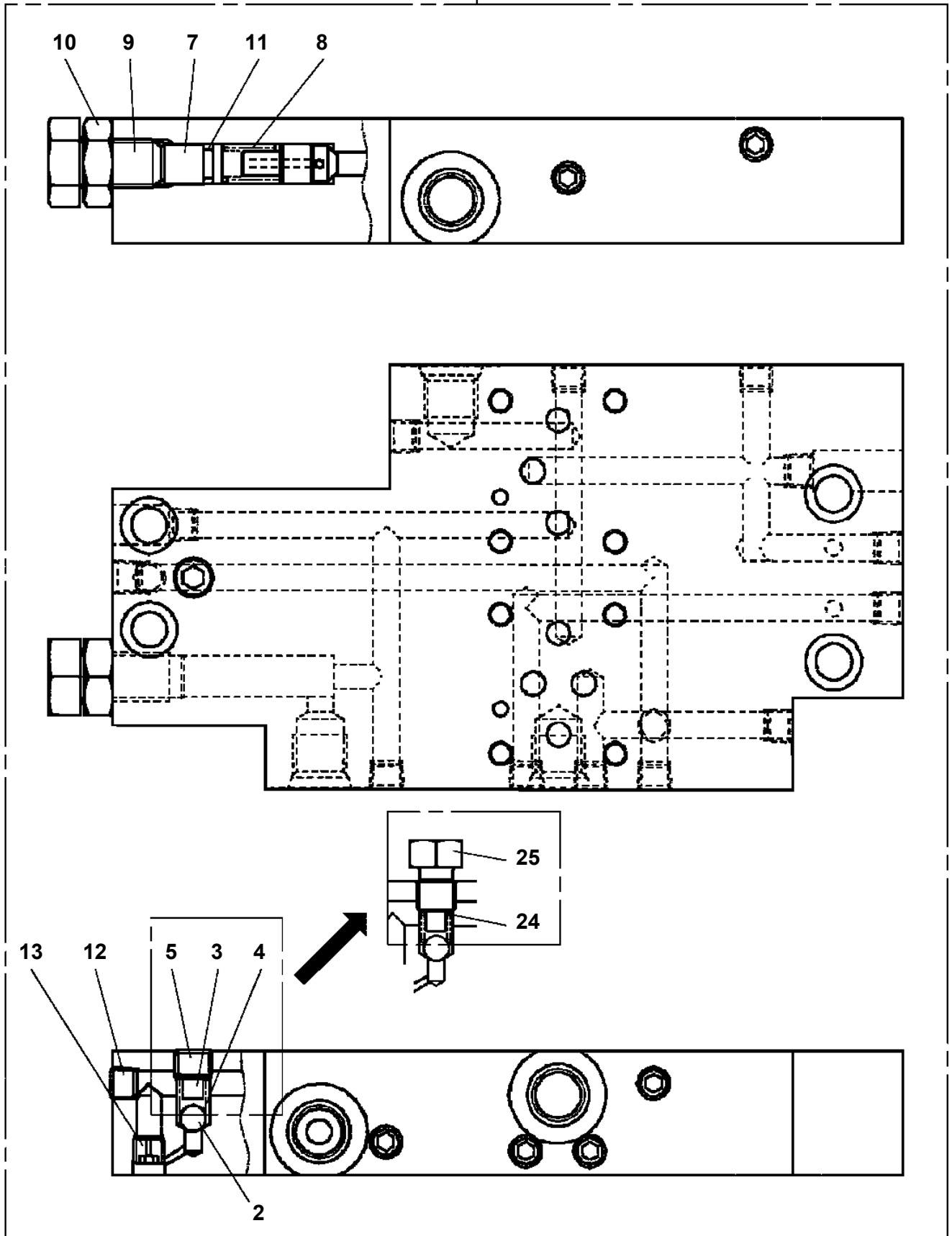


AT-147-3 43010100029 UPPER
PY1080035-00 ARM

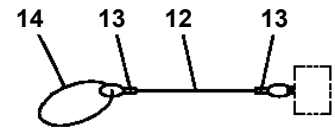
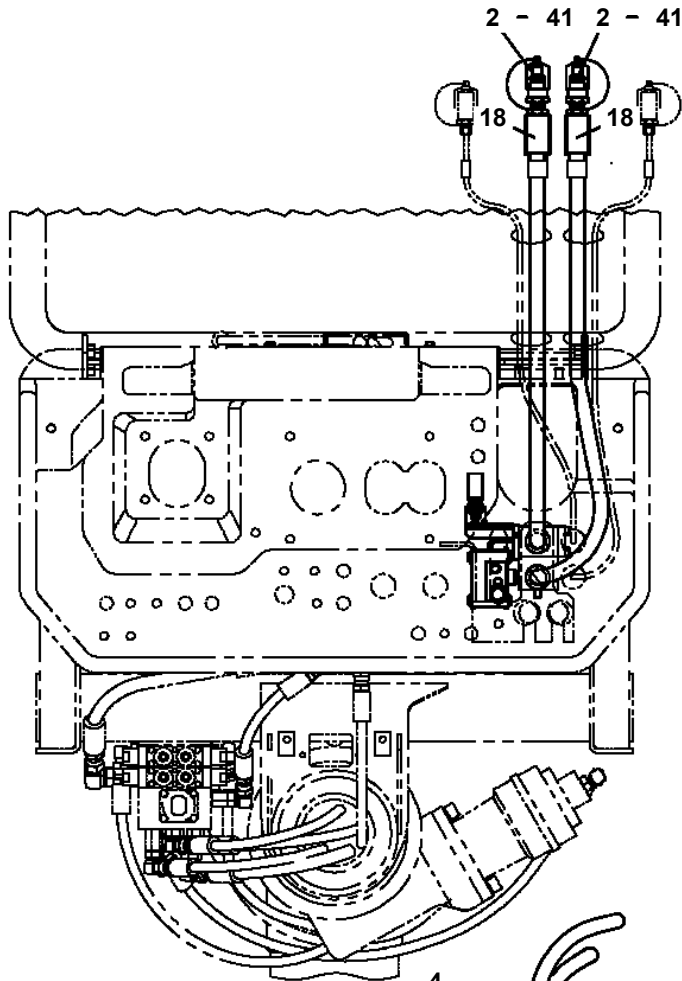


AT-147-3 43010100029 UPPER
PY1160211-01 BOOSTER (JOINT)

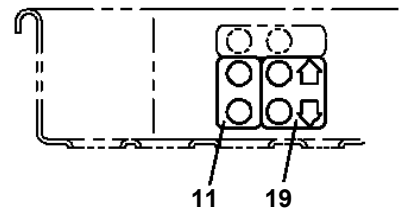
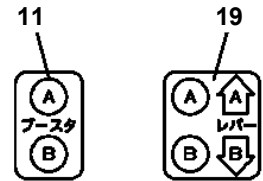
100



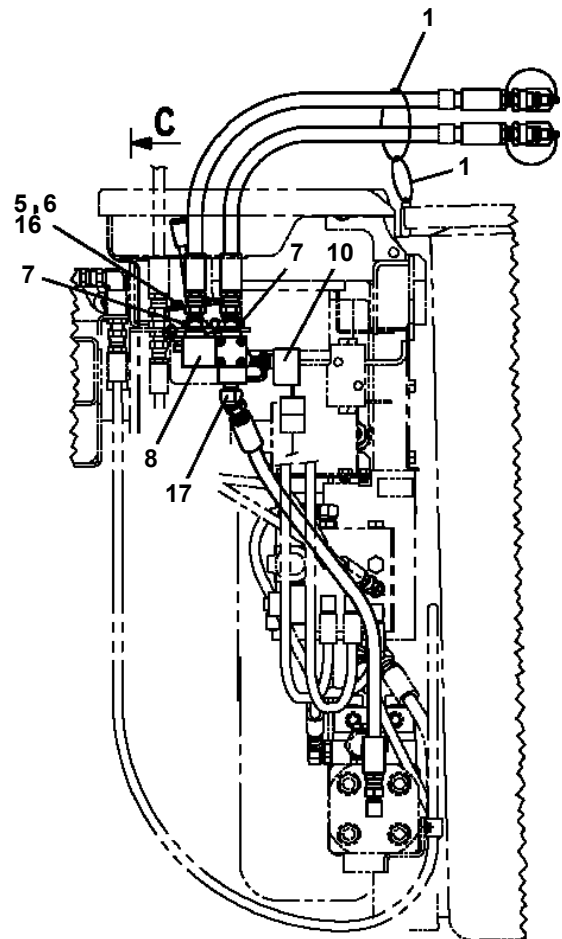
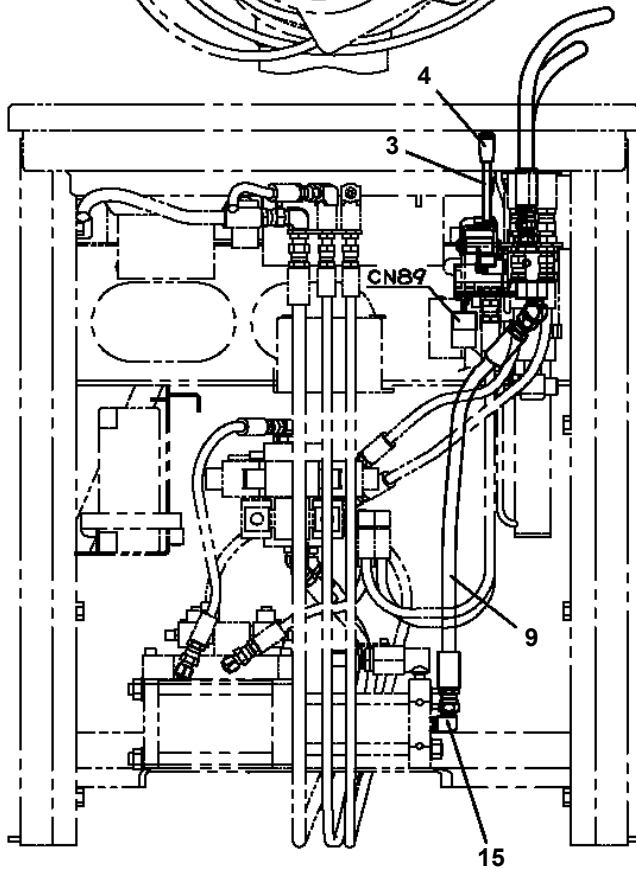
**AT-147-3 43010100029 UPPER
PY1580024-01 PIPING,BOOSTER**



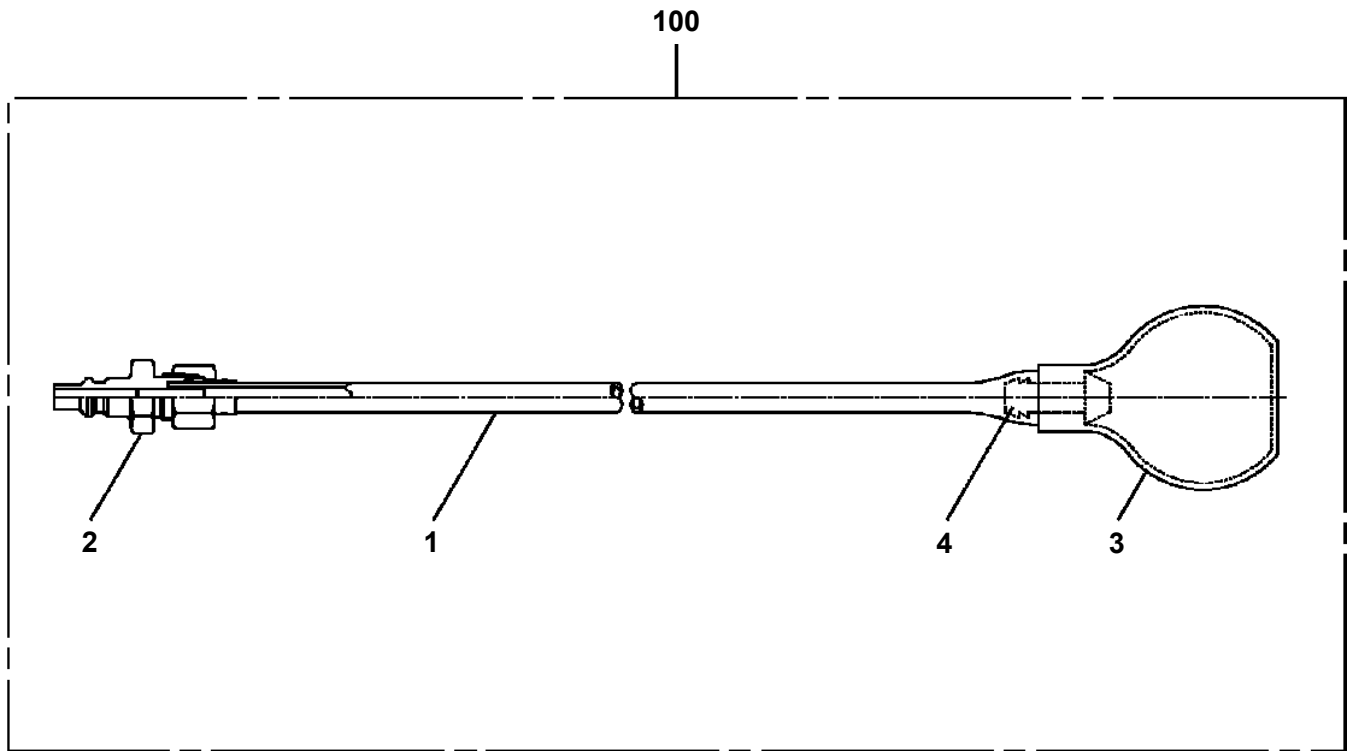
キャップ図



C

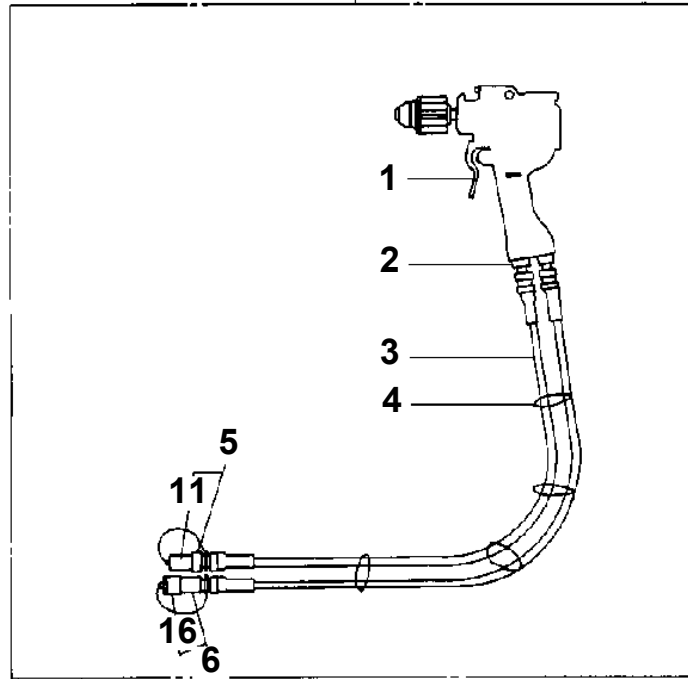


**AT-147-3 43010100029 UPPER
PY1590006-00 HOSE,BOOSTER (LARGE,AIR BALLOON ONLY)**

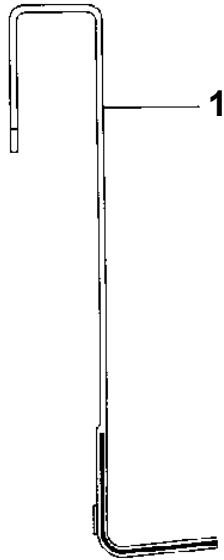


**AT-147-3 43010100029 UPPER
PY1640000-01 DRIL, HYDRAULIC**

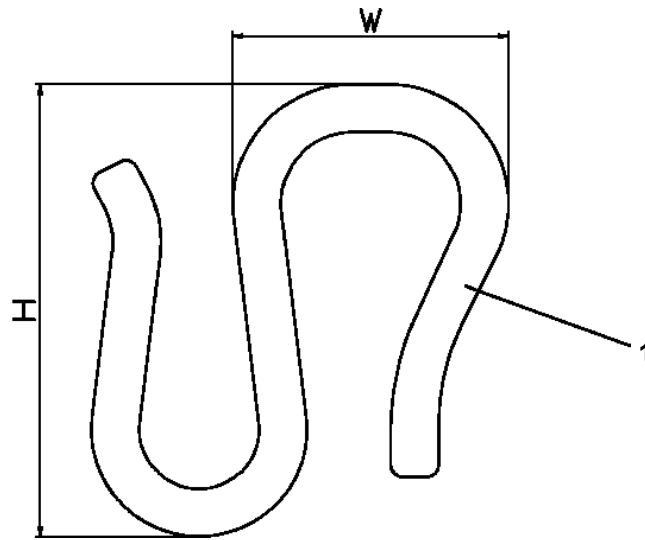
20



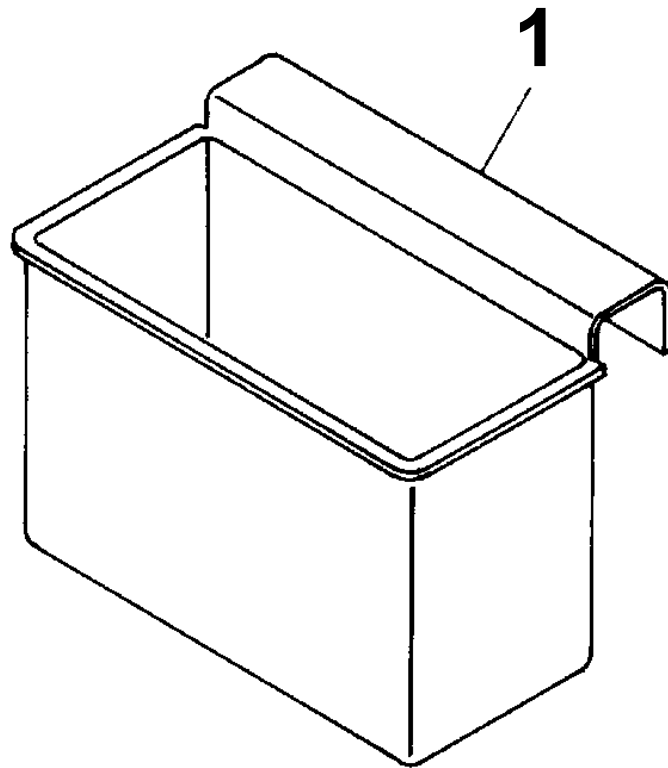
**AT-147-3 43010100029 UPPER
PY1760001-00 STEP, BUCKET**



**AT-147-3 43010100029 UPPER
PY1790004-01 HANGER (FOR BUCKET,FRP)**



AT-147-3 43010100029 UPPER
PY2120001-00 BOX,TOOL (FOR BUCKET)



CLICK HERE TO **DOWNLOAD** THE COMPLETE MANUAL

- Thank you very much for reading the preview of the manual.
- You can download the complete manual from: www.heydownloads.com by clicking the link below



- Please note: If there is no response to CLICKING the link, please download this PDF first and then click on it.

CLICK HERE TO **DOWNLOAD** THE COMPLETE MANUAL