

## **AT-146-2 42095200046 UPPER**

**PB3000011-00 POWER UNIT**  
**PD2000078-00 SWING UNIT**  
**PF1000488-01 WINCH SYSTEM**  
**PG2000086-01 BOOM UNIT**  
**PH1000463-01 SAFETY DEVICES (MOTION CONTROLLER)**  
**PJ3000272-00 BUCKET SYSTEM**  
**PJ5000003-00 BOOSTER UNIT**  
**PK2000295-00 FRAME UNIT**  
**PO1000127-01 INDICATION PLATES**  
**PW1000109-01 ACCESSORIES & TOOLS**  
**PX1000742-00 MOUNTING PARTS**  
**PY1000748-11 OPTIONS,1**  
**PY2000059-06 OPTIONS,2**  
**ASSEMBLY**

CLICK HERE TO **DOWNLOAD** THE COMPLETE MANUAL

- Thank you very much for reading the preview of the manual.
- You can download the complete manual from: [www.heydownloads.com](http://www.heydownloads.com) by clicking the link below



- Please note: If there is no response to CLICKING the link, please download this PDF first and then click on it.

CLICK HERE TO **DOWNLOAD** THE COMPLETE MANUAL

# AT-146-2 42095200046 UPPER

Pos No.	Parts No	Parts Name	Qty	Unit	Technical Data	Serial No (Start)	Serial No (End)	Remarks
1	36191070000	MOTION CONTROLLER (AMC)	1				227533	
	36191070001	MOTION CONTROLLER (AMC)	1			227534		

# AT-146-2 42095200046 UPPER

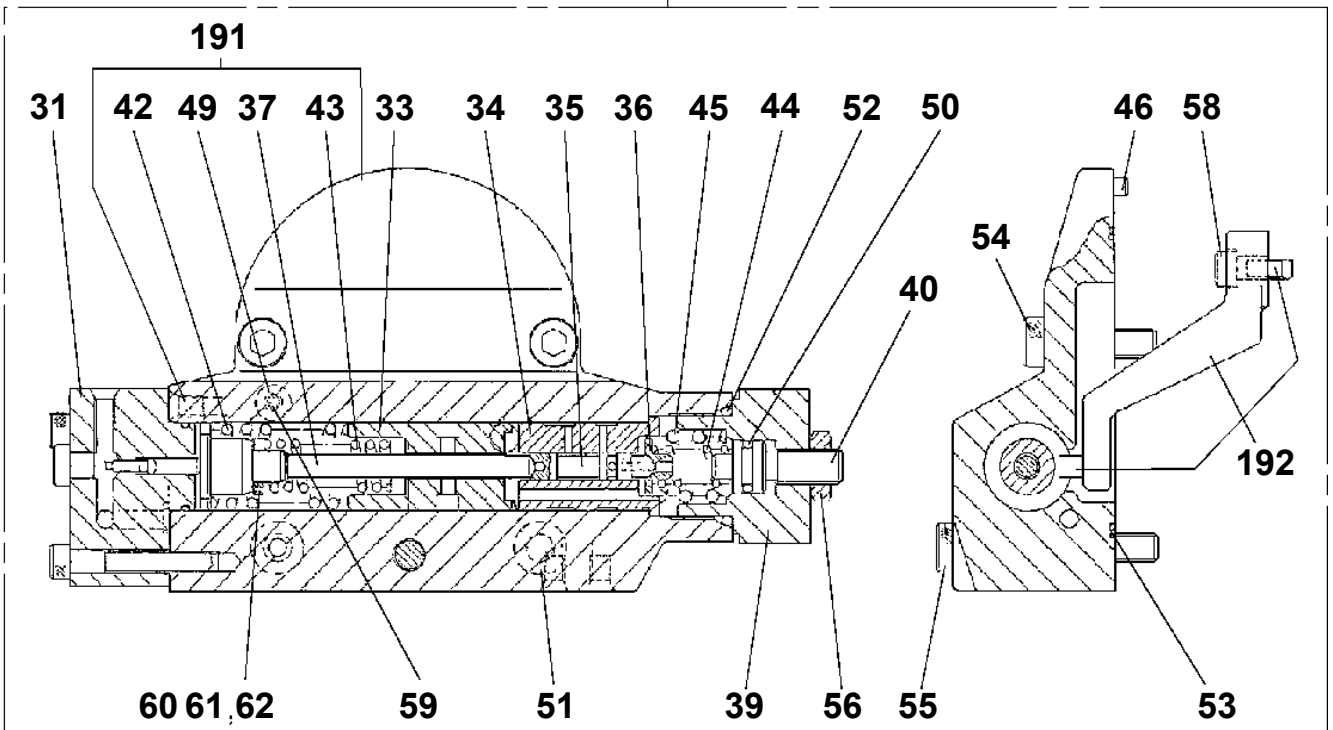
Pos No.	Parts No	Parts Name	Qty	Unit	Technical Data	Serial No (Start)	Serial No (End)	Remarks	Pages
1	(*****)	ACCESSORIES	1						000331

# AT-146-2 42095200046 UPPER

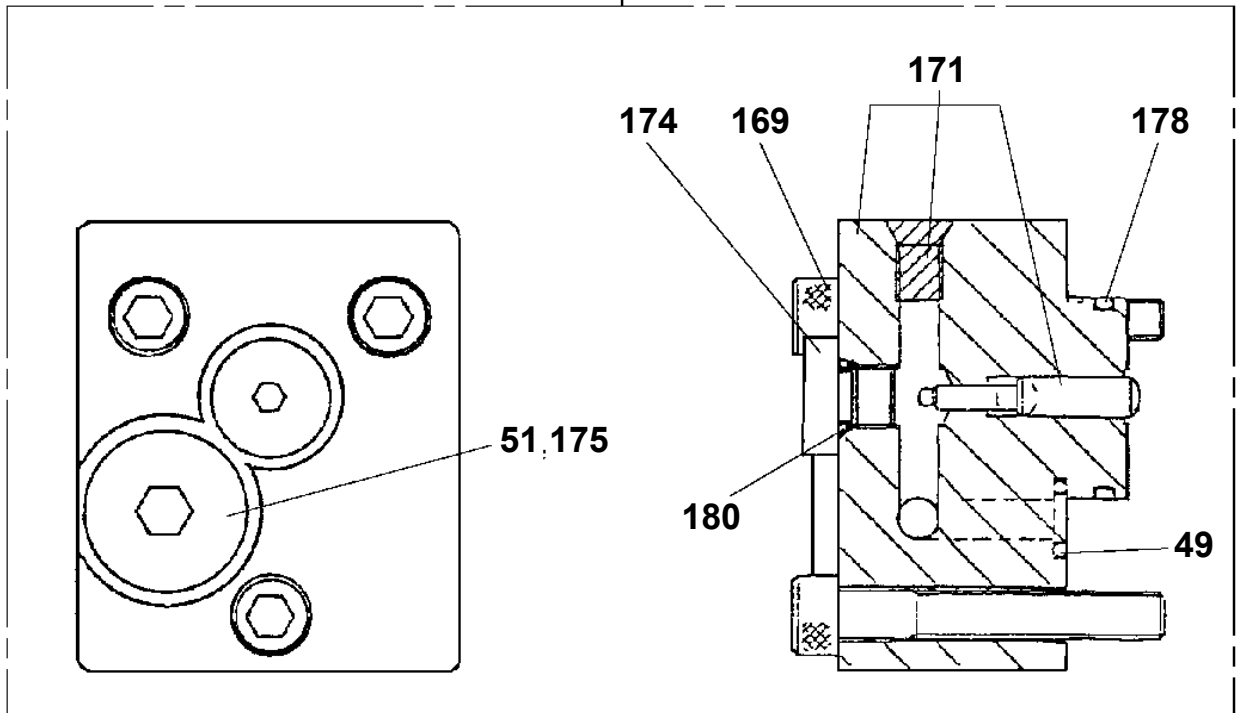
Pos No.	Parts No	Parts Name	Qty	Unit	Technical Data	Se
30	42731680000	WOOD BLOCK (WITH RUBBER,T=80)	1			
	42738400000	WOOD BLOCK (WITH RUBBER,T=100)	1			
31	(*****)	EARTHING DEVICE	1			
33	42475965000	COVER,WINCH (GRAY,FOR KANDENKO)	1			
34	(*****)	MOUNT,LAMP (BUCKET,FOR NTT,OPTION)	1			
35	42738221000	WOOD BLOCK (KANSAI DENRYOKU/DETACHABLE)	1			
	(*****)	WOOD BLOCK	1			
36	(*****)	CABLE	1			
37	(*****)	SUPPORT (WINCH JIB,OPTION)	1			
38	(*****)	SUPPORT (WINCH JIB,FOR HOKURIKUDENKOU)	1			
39	42501650000	STEP,BUCKET	1			22
40	(*****)	WINCH,JIB (FRP/INTEGRATED SUPPORT,GRAY)	1			
41	42510290000	CABLE ASSY (PC CONNECTION CABLE)	1			

**AT-146-2 42095200046 UPPER  
PB1100158-02 PUMP, HYDRAULIC**

1

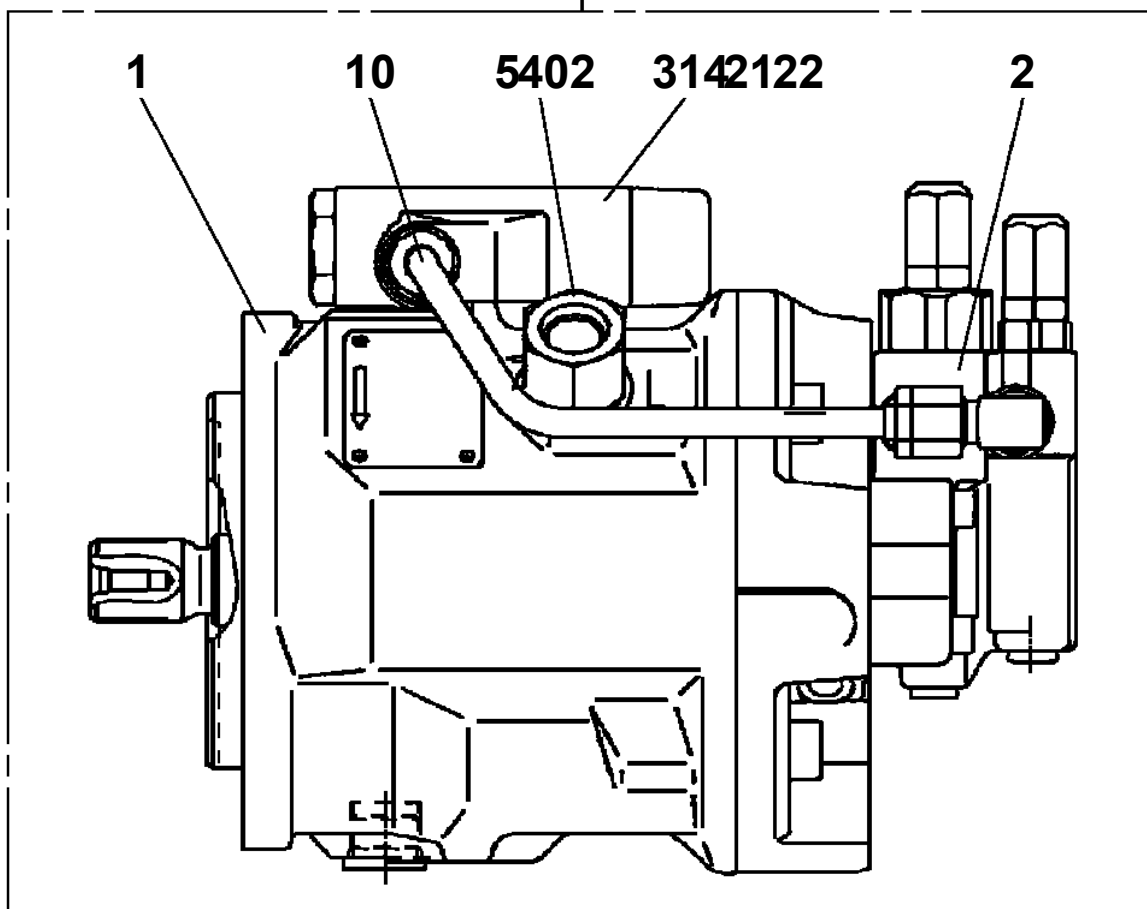


31

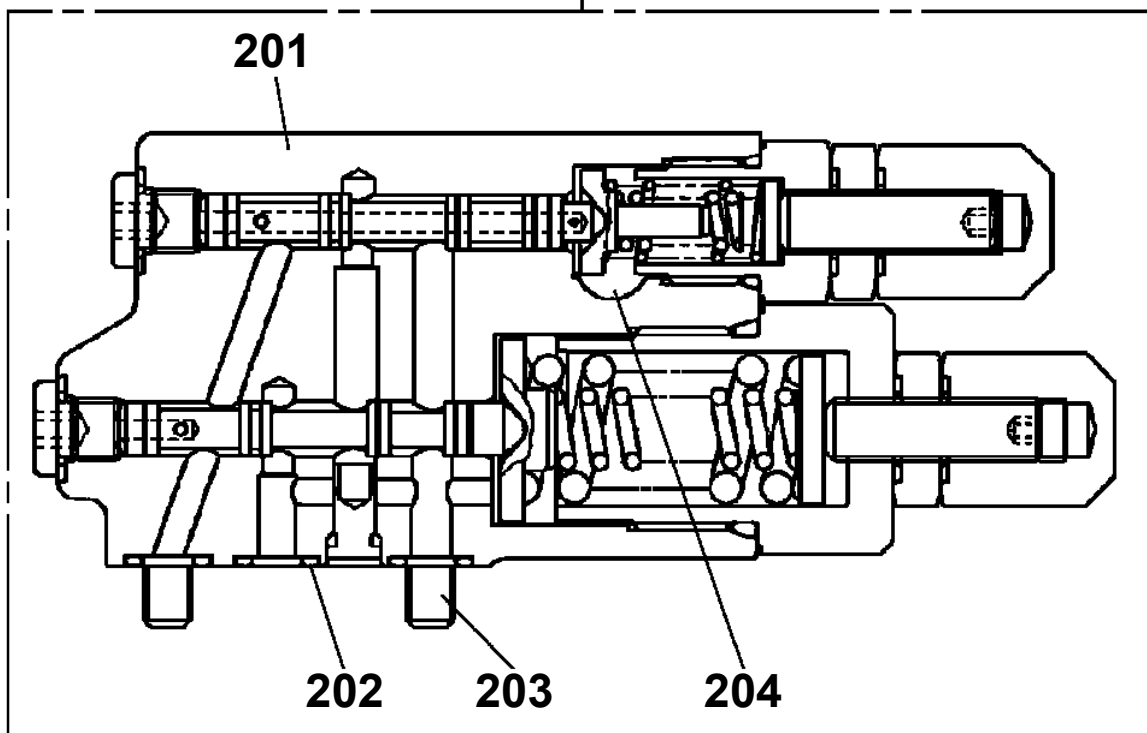


AT-146-2 42095200046 UPPER  
PB1100317-00 PUMP, HYDRAULIC

500



2

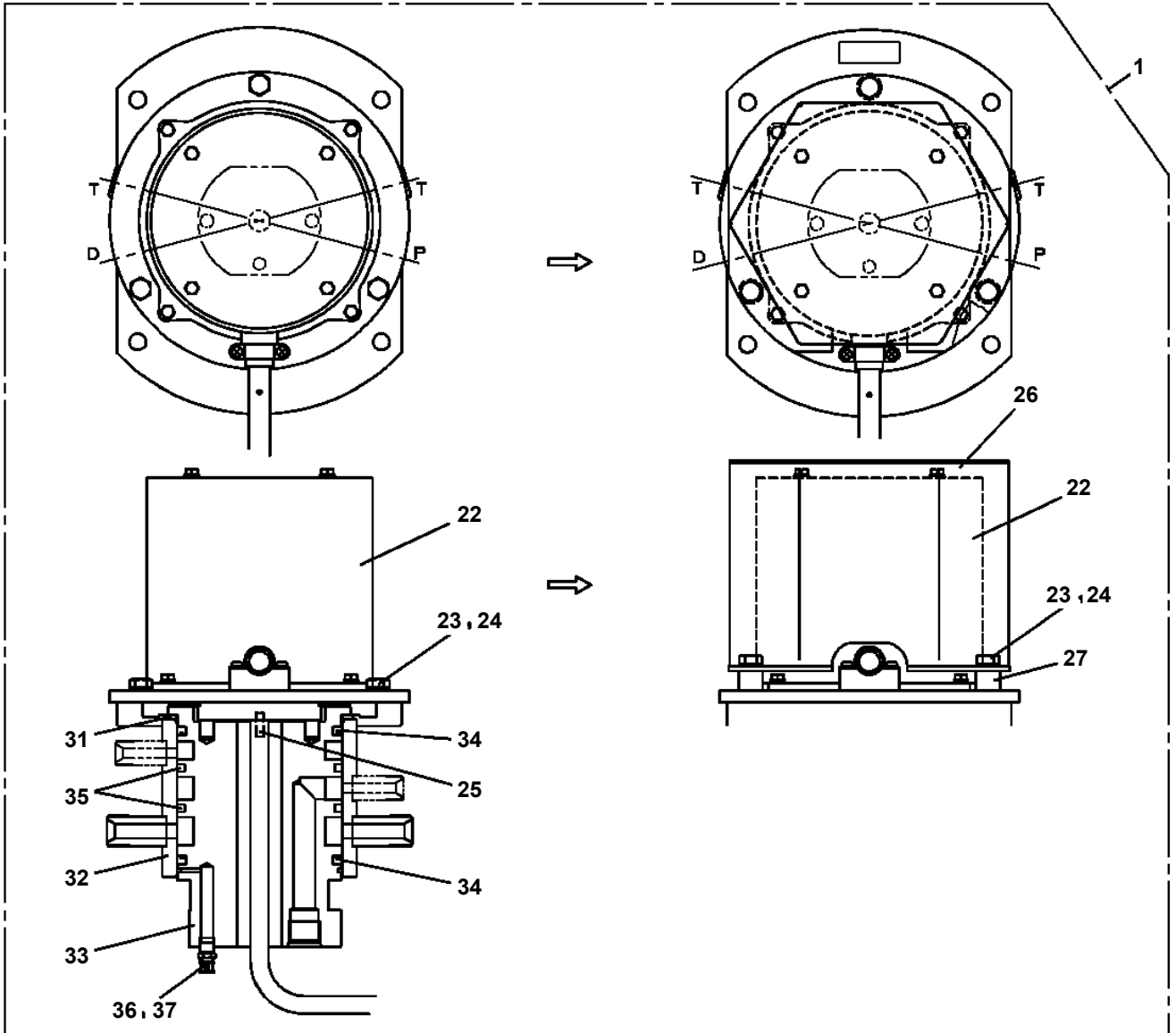
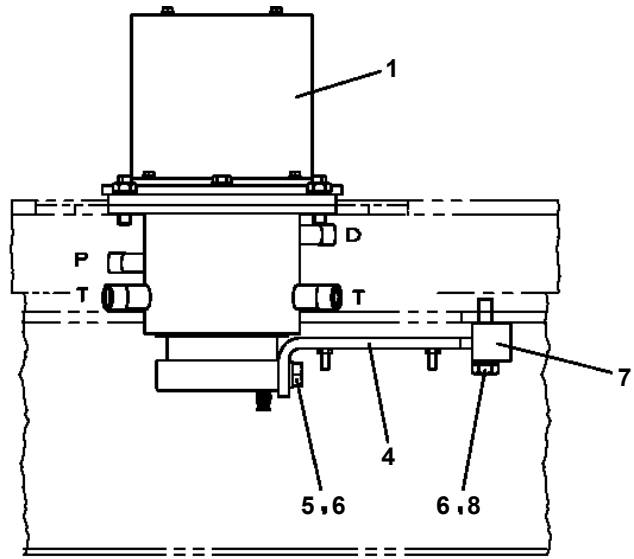
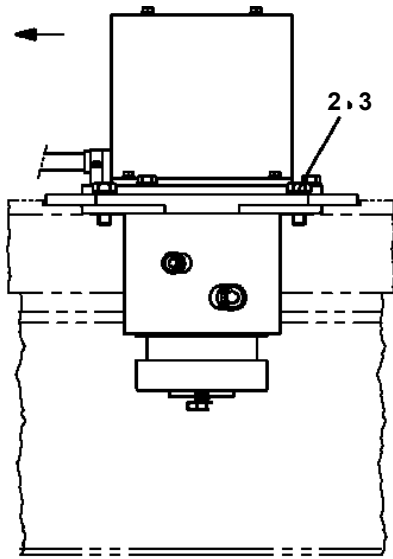


AT-146-2 42095200046 UPPER  
PB1110016-01 MOUNT,PUMP (EMERGENCY/L)

指示番号 KEY NO.	マウント,ポンプ (ヒジ ヨウヨウ/Lシヨウ) MOUNT,PUMP (EMERGENCY/L)
1	ポンプ,ハイdraulic PUMP,HYDRAULIC
2	ハイセンASSY ELEC.ASSY (EMERGENCY PUMP)
3	パイピング,ロー PIPING,LOWER
4	プレートASSY,ネーム PLATE ASSY,NAME
5	ハイセンASSY ELEC.ASSY (EMERGENCY PUMP RELAY)

**AT-146-2 42095200046 UPPER  
PB1300427-01 JOINT, ROTARY**

**FRONT** ←



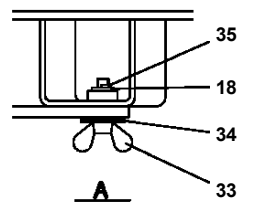
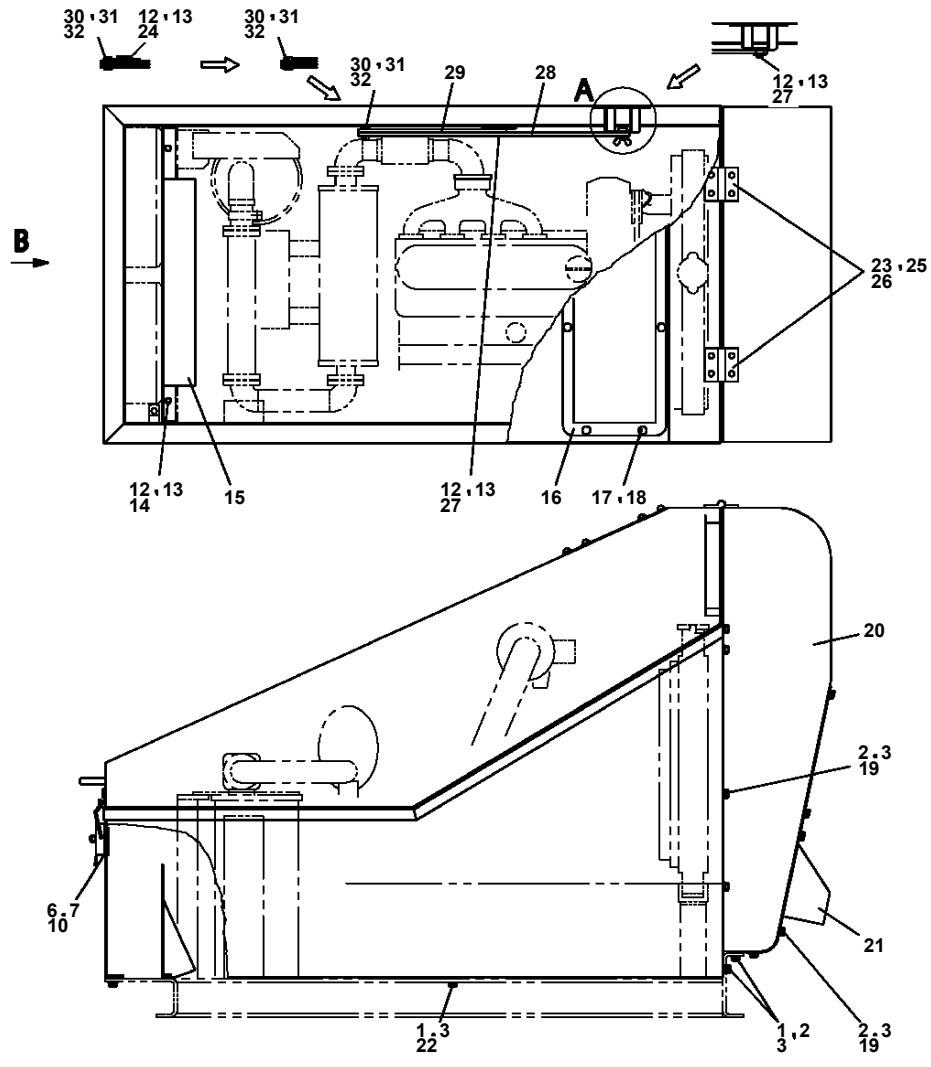
**AT-146-2 42095200046 UPPER**

Pos No.	Parts No	Parts Name	Qty	Unit	Technical Data	Serial No (Start)	Serial No (End)	Remarks
109	36630875070	END,SPOOL	4					
110	13115102030	CASE (BALL)	4					
111	80560005000	BALL,STEEL	8		5			
112	13115102050	RETAINER (BALL)	4					
113	13115102040	SPRING	4					
114	36630875080	COVER (SPRING)	4					
116	90131506015	BOLT,HEXAGON SOCKET	8		M6X15			
117	90131506025	BOLT,HEXAGON SOCKET	8		M6X25			
200	36637490000	VALVE,MANUAL CONTROL	1					

## AT-146-2 42095200046 UPPER

Pos No.	Parts No	Parts Name	Qty	Unit	Technical Data	Serial No (Start)	Serial No (End)	Remarks
1	42478183300	LEVER	1					
2	42475431200	LINK	1					
4	42478183400	SUPPORT	1					
7	80560006000	BALL,STEEL	1		6			
8	80720103010	PIN,SPRING	1		3X10			
9	37001200370	SPRING	1					
10	37000133460	PIN	2					
11	90172106020	BOLT,HEXAGON SOCKET	4		M6X20			
12	91002801400	O-RING	2		1B P14			
13	91410001400	RING,BACKUP	2		P14			
14	91002800700	O-RING	1		1B P7			
15	91410000700	RING,BACKUP	1		P7			
16	90303070601	WASHER,PLAIN	1		6			
17	90302040601	WASHER,SPRING	1		6			
18	90201200600	NUT	1		M6			
19	80601110100	RING,RITAINING	4		S10			
20	37000401040	BEARING,PLAIN	6					
21	90201200800	NUT	1		M8			
22	90302040801	WASHER,SPRING	1		8			
23	90303070801	WASHER,PLAIN	1		8			
100	42479232201	VALVE,MANUAL CONTROL	1					

**AT-146-2 42095200046 UPPER  
PB1380106-01 POWER SUPPLY (ENGINE COVER)**





# AT-146-2 42095200046 UPPER

Pos No.	Parts No	Parts Name	Qty	Unit	Technical Data	Serial No (Start)	Serial No (End)	Remarks
93	36360821200	FILTER ASSY	1					
94	36360821210	RADIATOR ASSY	1					
95	36360821220	HOSE	1					
96	36360821230	HOSE	1					
97	36360821240	CLAMP	4					
98	36360821250	TANK ASSY	1					
99	36360821260	SUPPORT	1					
101	37002514530	HOSE	1		L=1900			
102	37002514540	HOSE	1		L=2600			
111	36360945010	ELEMENT,FILTER	1					
121	36360825010	ELEMENT,FILTER	1					

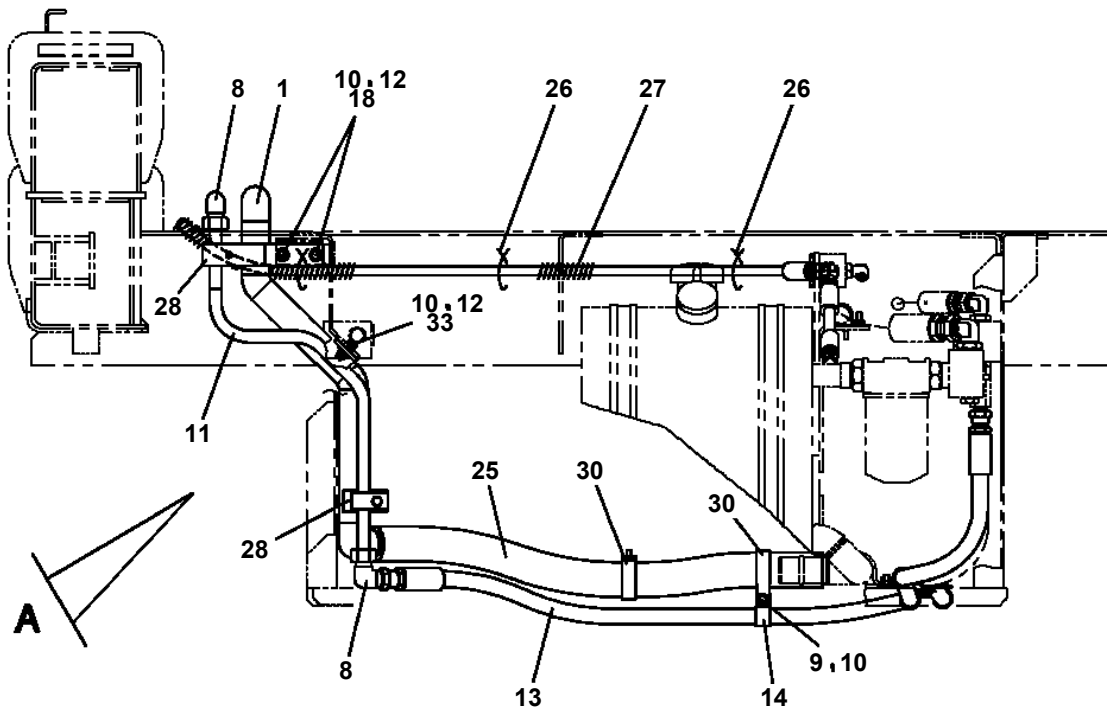
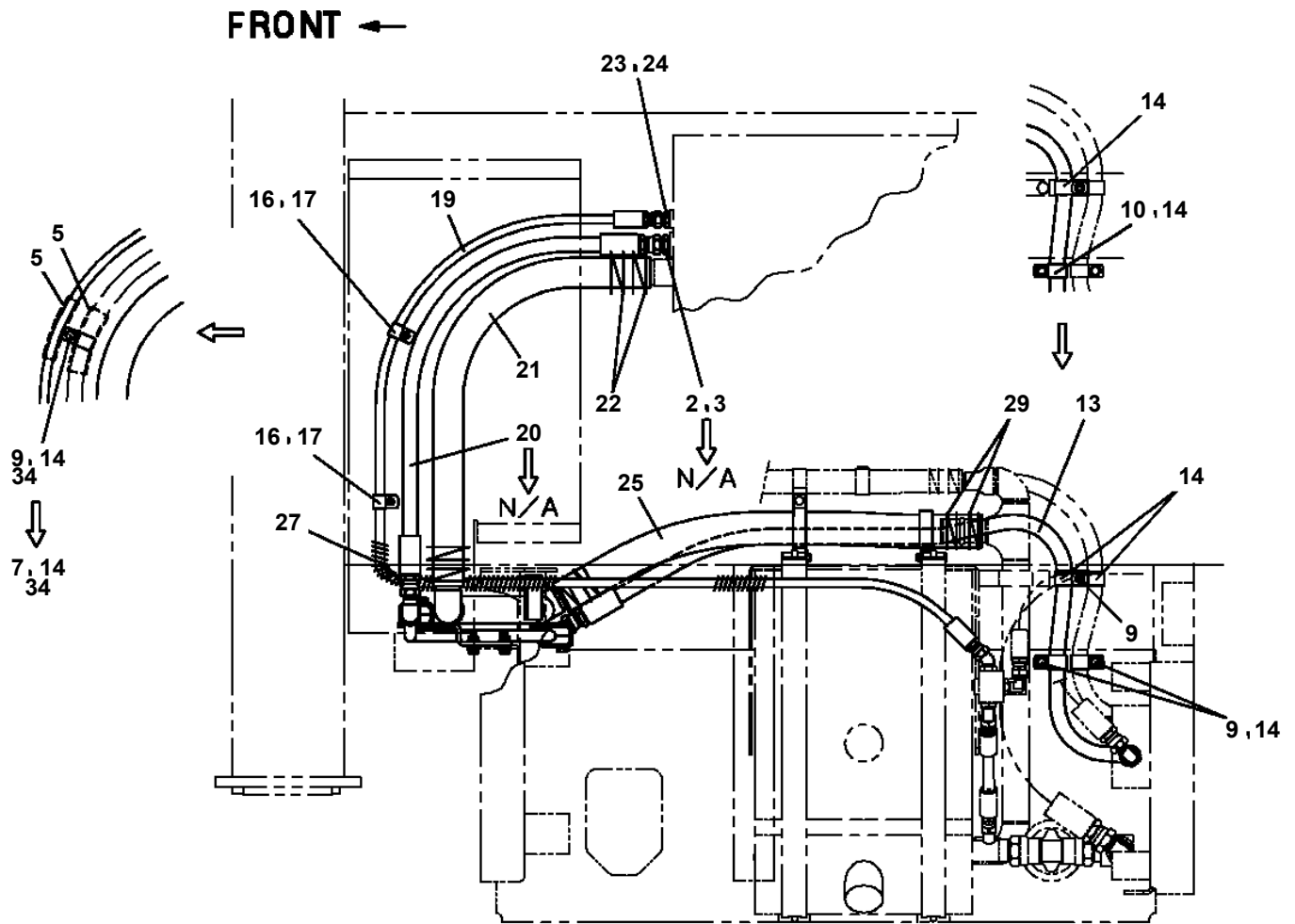
# AT-146-2 42095200046 UPPER

Pos No.	Parts No	Parts Name	Qty	Unit	Technical Data	Serial No (Start)	Serial No (End)	Remarks	Pages
1	90101208025	BOLT	11		M8X25				
2	37000553000	PLATE	30						
3	90302040801	WASHER,SPRING	32		8				
4	42421135100	COVER	1						
5	82466124001	CATCH	2						
6	80172804012	SCREW,MACHINE	12		M4X12				
7	90302510401	WASHER,SPRING	12		4				
8	42420385010	PLATE	2						
9	42422203100	COVER	1						
10	42420385020	PLATE	2						
12	90101206012	BOLT	4		M6X12				
13	90302040601	WASHER,SPRING	4		6				
14	90303070601	WASHER,PLAIN	3		6				
15	42420386500	COVER	1						
16	42421135300	COVER	1						
17	90180208016	BOLT,BUTTON	8		M8X16				
18	90303070801	WASHER,PLAIN	9		8				
19	90101208016	BOLT	21		M8X16				
20	42421135400	COVER	1						
21	42421135500	COVER	1						
22	90301010801	WASHER	2		8				
23	80175805014	SCREW,MACHINE	8		M5X14				
25	82464106403	HINGE	2						
26	42420385040	PLATE	4						
27	37000568200	PLATE	1						
28	42420385050	PLATE	1						
29	42420385060	PLATE	1						
30	37000130160	PIN	1						
31	80136340022	PIN,SPLIT	1		4X22				
32	90303071401	WASHER,PLAIN	1		14				
33	42420385070	BOLT,WING	1						
34	37000547660	PLATE	1		T=2.3				
35	80620210080	PIN,SNAP	1						

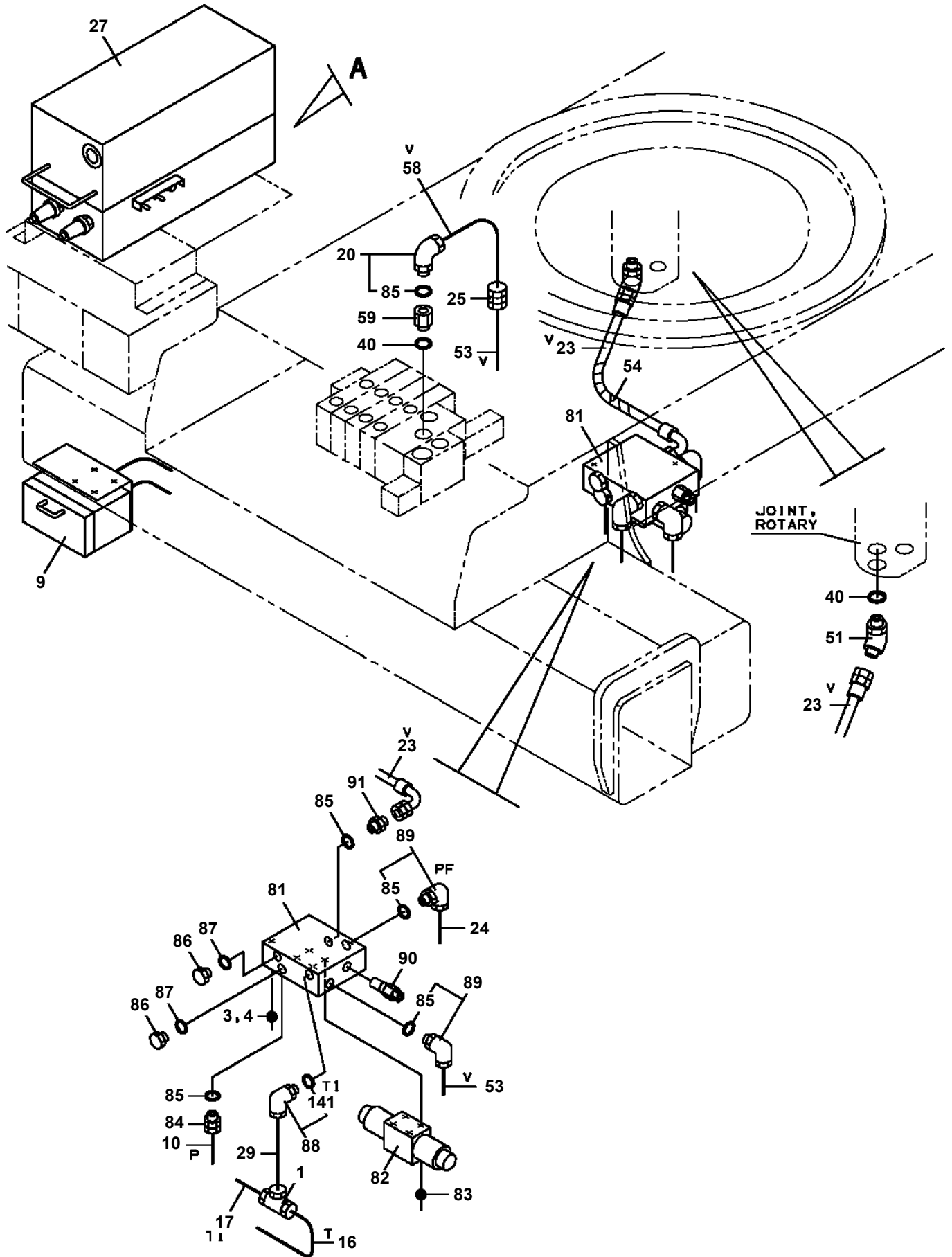
# AT-146-2 42095200046 UPPER

Pos No.	Parts No	Parts Name	Qty	Unit	Technical Data	Serial No (Start)	Serial No (End)	Remarks
84	80400160129	JOINT	2					
85	91002801400	O-RING	8		1B P14			
	91002801400	O-RING	1		1B P14		227949	
86	80430620600	JOINT (WITH O-RING)	3		L,G3/8-G3/8			
87	80430620400	JOINT	2					
101	36601610001	VALVE,RELIEF	1				227656	
102	42340240500	FILTER,OIL	1				227949	
103	80491303020	JOINT (WITH O-RING)	1		L,G3/8-G1/4		227949	
104	36672530000	FILTER (WITH O-RING)	2					
114	80400160128	JOINT	1		S,G3/8-G1/4			
131	37000927870	JOINT	1					
134	80400160131	JOINT	1					
136	80441010604	FITTING	1					
143	37000928370	JOINT	1		S,G1/2-G1/2			
151	36625000000	VALVE ASSY,CHECK	1					

AT-146-2 42095200046 UPPER  
PB1411588-02 PIPING, LOWER

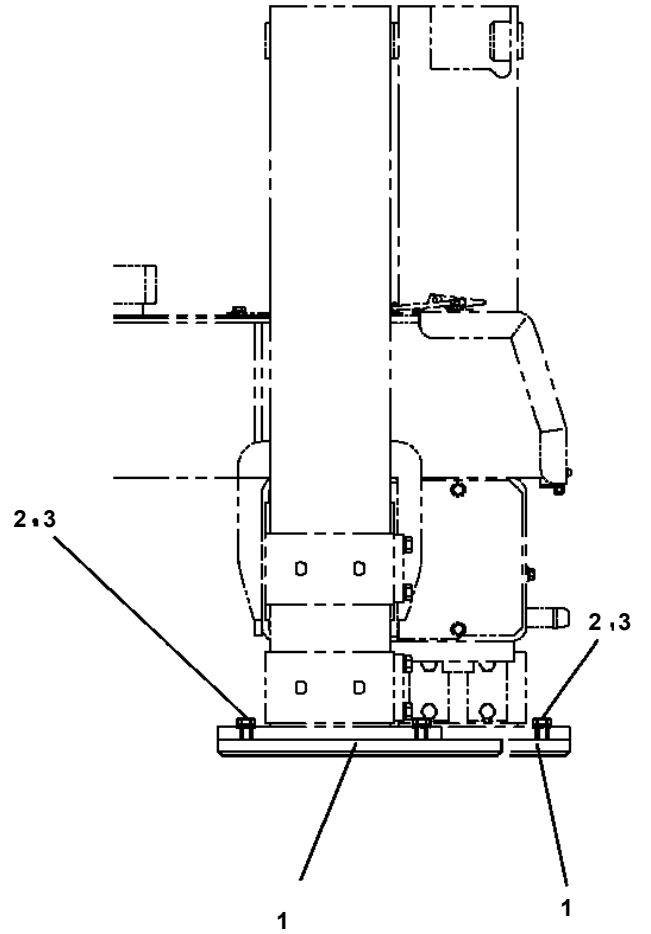
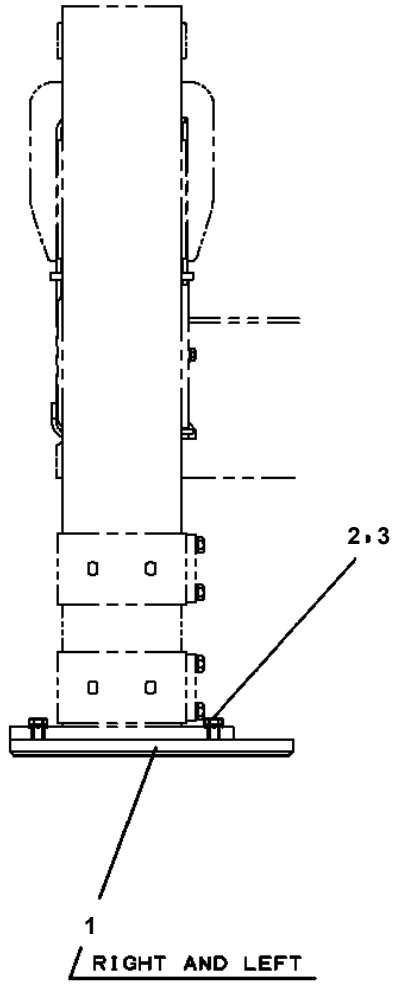


**AT-146-2 42095200046 UPPER  
PB1910066-01 PIPING**



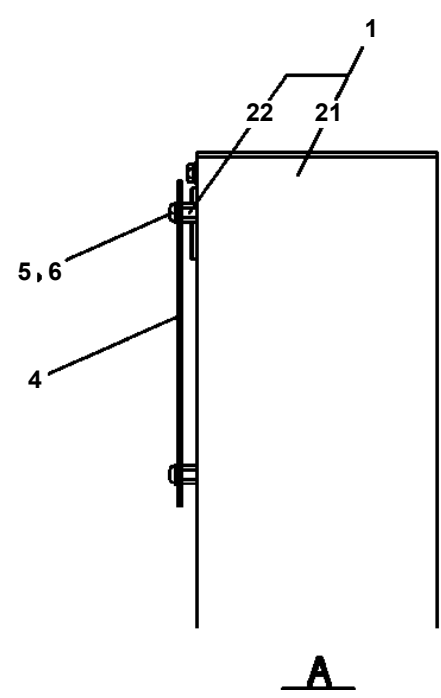
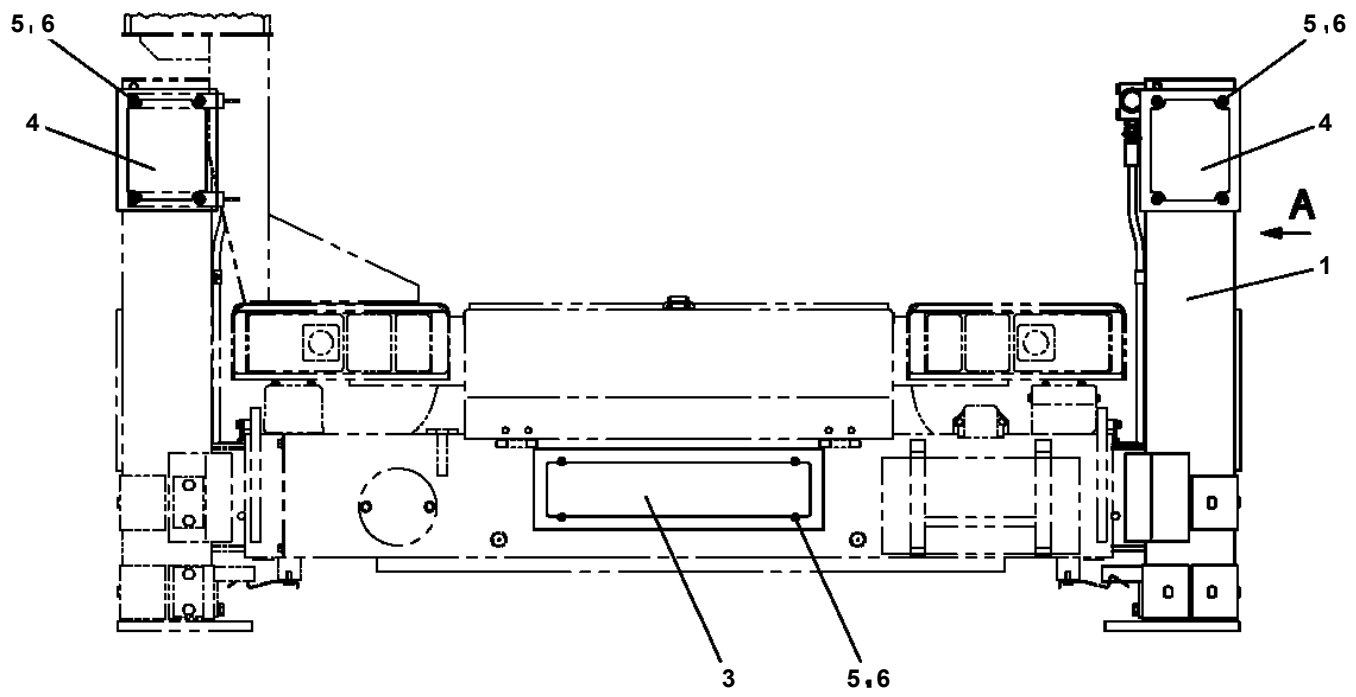
**AT-146-2 42095200046 UPPER  
PC1011012-00 OUTRIGGER**

**FRONT ←**

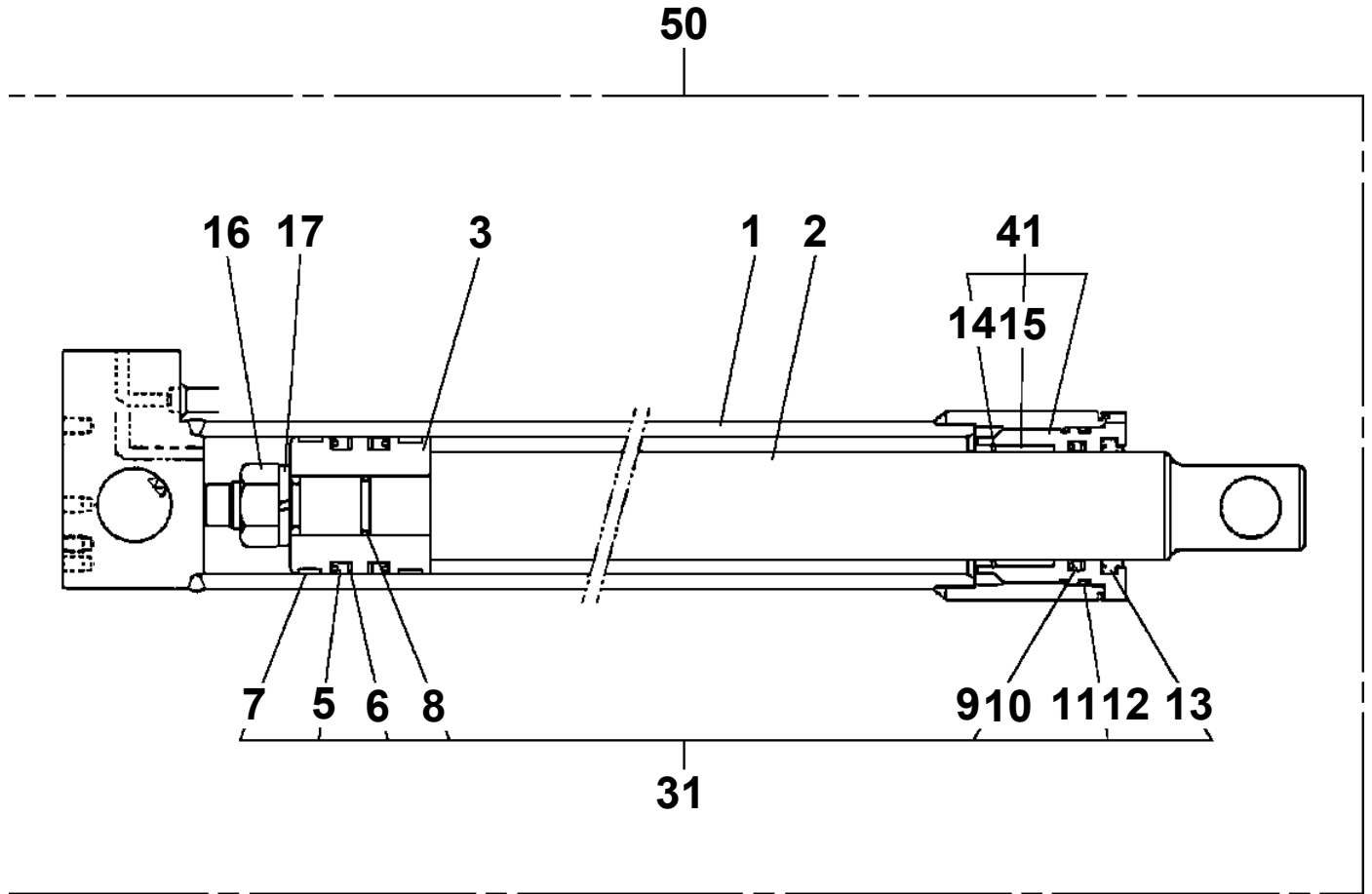


OUTRIGGER

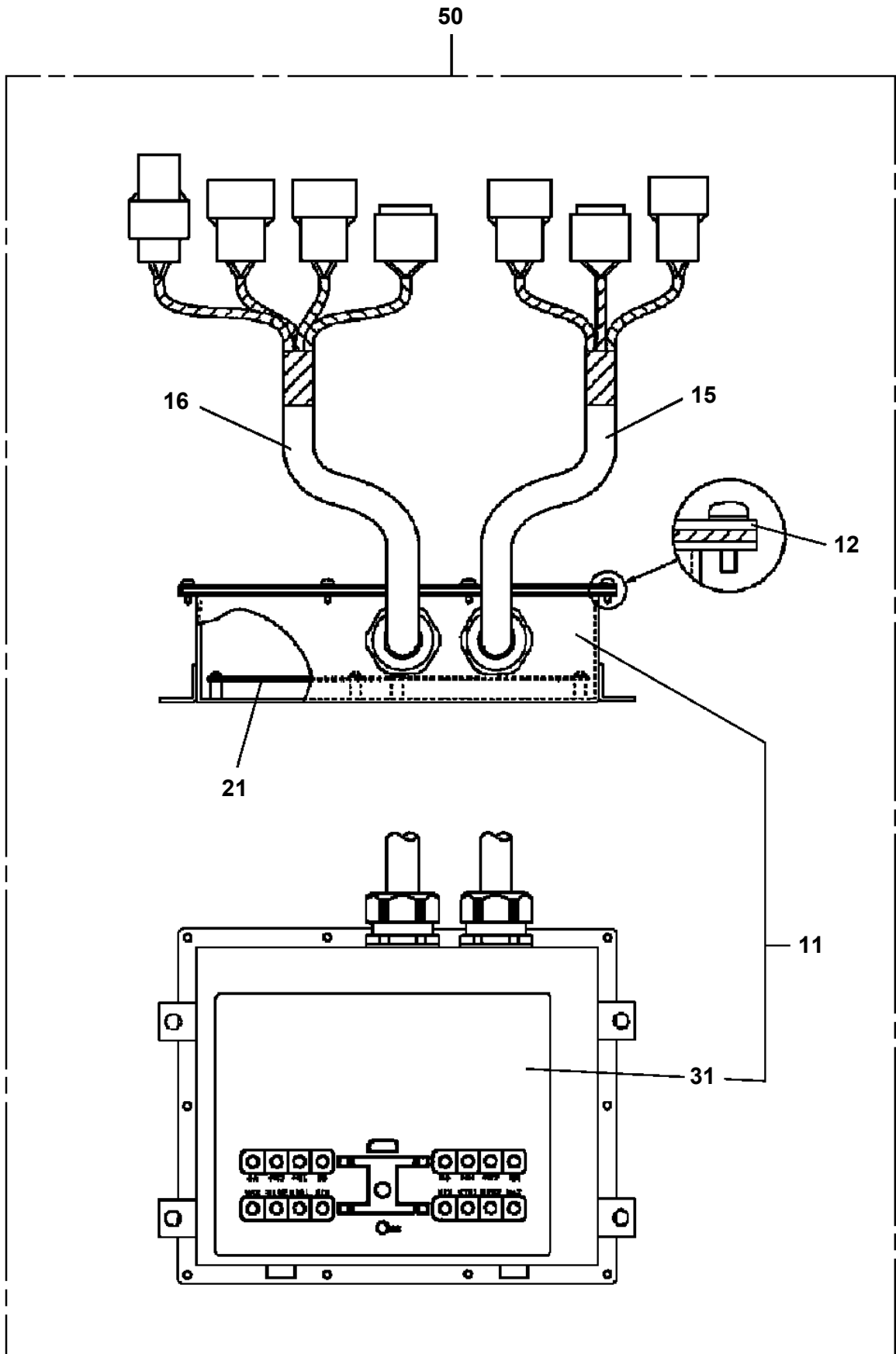
AT-146-2 42095200046 UPPER  
PC1011186-00 OUTRIGGER (REAR,REFCTOR)



**AT-146-2 42095200046 UPPER  
PC1030328-00 CYLINDER,JACK**



AT-146-2 42095200046 UPPER  
PC1190042-01 INDICATOR,OUTRIGGER



# AT-146-2 42095200046 UPPER

Pos No.	Parts No	Parts Name	Qty	Unit	Technical Data	Serial No (Start)	Serial No (End)	R
1	36132155010	PLATE (BASE)	1					
2	36132155020	CASE	1					
3	36132155030	COVER	1					
8	36132155080	BRACKET	1					
9	36131805010	PACKING	1					
10	36131745010	POTENTIOMETER	1					
11	36132155090	GEAR	1					
12	36132155100	GEAR	1					
13	36132155110	WIRE ASSY	1					
14	36132155120	CORD ASSY	1					
51	36132155140	SPRING ASSY	1					
100	36132150000	DETECTOR,OUTRIGGER LENGTH	1					

## AT-146-2 42095200046 UPPER

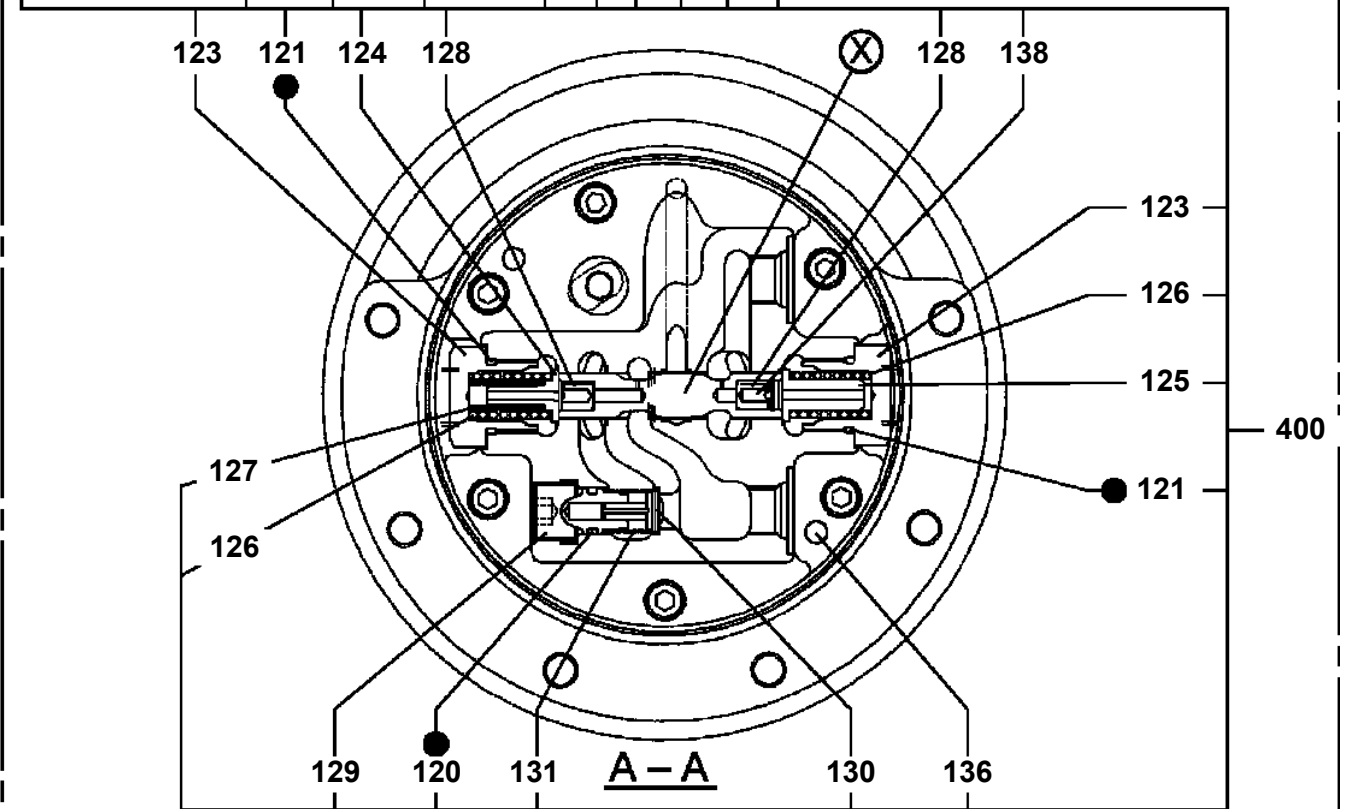
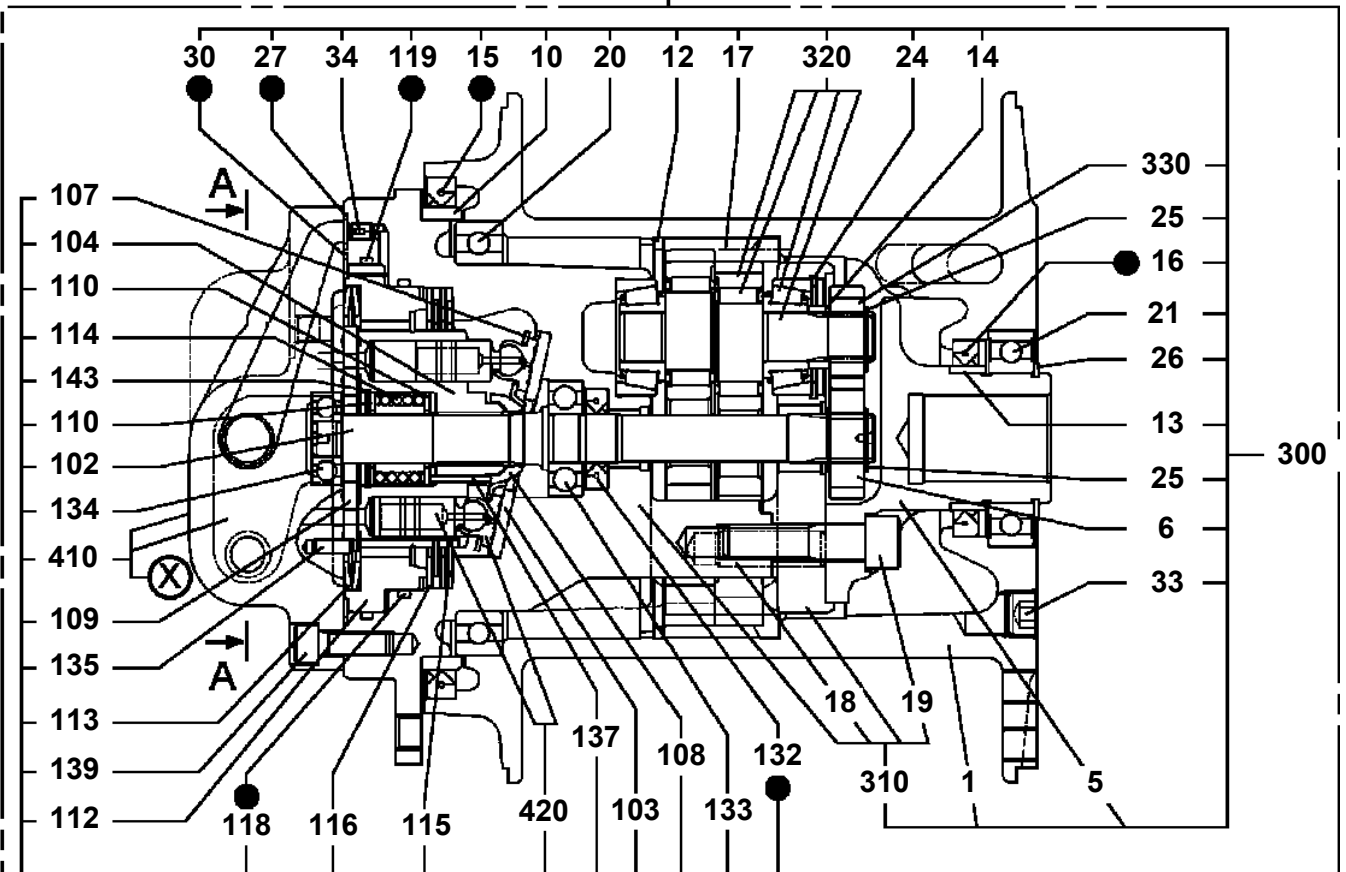
Pos No.	Parts No	Parts Name	Qty	Unit	Technical Data	Serial No (Start)	Serial No (End)	Remarks
3	91280439941	SEAL,OIL	1					
4	36081565010	CASE,GEAR	1					
5	80515006312	BEARING,BALL	1					
6	36081395040	KEY	1					
7	36081395050	WHEEL,WORM	1		4X32-34			
8	90102510025	BOLT	6		M10X25			
9	90302041001	WASHER,SPRING	6		10			
10	80516006211	BEARING,BALL	1					
11	80601110550	RING,RITAINING	1		S55			
12	36081395060	CASE,GEAR	1					
13	36072725350	BEARING,TAPER ROLLER	1					
14	36081395070	WORM	1		4X20			
15	36081325110	BEARING,TAPER ROLLER	1					
16	36081325080	SHIM SET	1					
17	36081325010	SPACER	1					
18	36081325090	RING,SNAP	1					
19	36080495090	GAUGE,OIL	1					
20	36080235080	WASHER,SEAL	1		M16			
21	80316090040	PLUG SOCKET	1		R1/4			
31	36081395500	GEAR,SPUR	1					
50	36081560000	REDUCER,SWING SPEED	1					

## AT-146-2 42095200046 UPPER

Pos No.	Parts No	Parts Name	Qty	Unit	Technical Data	Serial No (Start)	Serial No (End)	Rem
22	91001004500	O-RING	1		S45			
23	91001207000	O-RING	1		1A G70			
24	36026412000	PISTON	1					
25	91300009500	BEARING,PLAIN	1					
26	91002802600	O-RING	1		1B P26			
29	80612110520	RING,RITAINING	1		AR52			
30	91002909000	O-RING	1		1B G90			
31	80801004525	BEARING,PLAIN	1					
32	91694004500	PACKING	1					
33	91410204502	RING,BACKUP	1					
34	91660004501	SEAL,DUST	1					
35	36025230060	COVER	1					
36	80541700030	BEARING,SPHERICAL (NTN)	1		SA4-30B			
37	80820003030	BEARING,PLAIN	2					
38	80720105025	PIN,SPRING	1		5X25			
39	82455106000	NIPPLE,GREASE	1		A-M6F FE			
40	91684009500	PACKING	2					
41	91411208002	RING,BACKUP	2					
42	91002909500	O-RING	1		1B G95			
43	82400000459	CAP	1					
51	36026429510	CYLINDER ASSY	1					
52	36026429520	ROD ASSY	1					
53	36026419530	COVER,ROD	1					
54	36026419900	PACKING SET	1					
62	42360120030	CONNECTOR	1					
91	82100002132	CONNECTOR	1					
200	42491050000	CYLINDER,LEVELING (LOWER)	1					

AT-146-2 42095200046 UPPER  
PF1010392-01 WINCH

500



● : SEAL KIT KEY NO 490 ( KEY NO.15,16,27,30,118,119,120,121,132 )

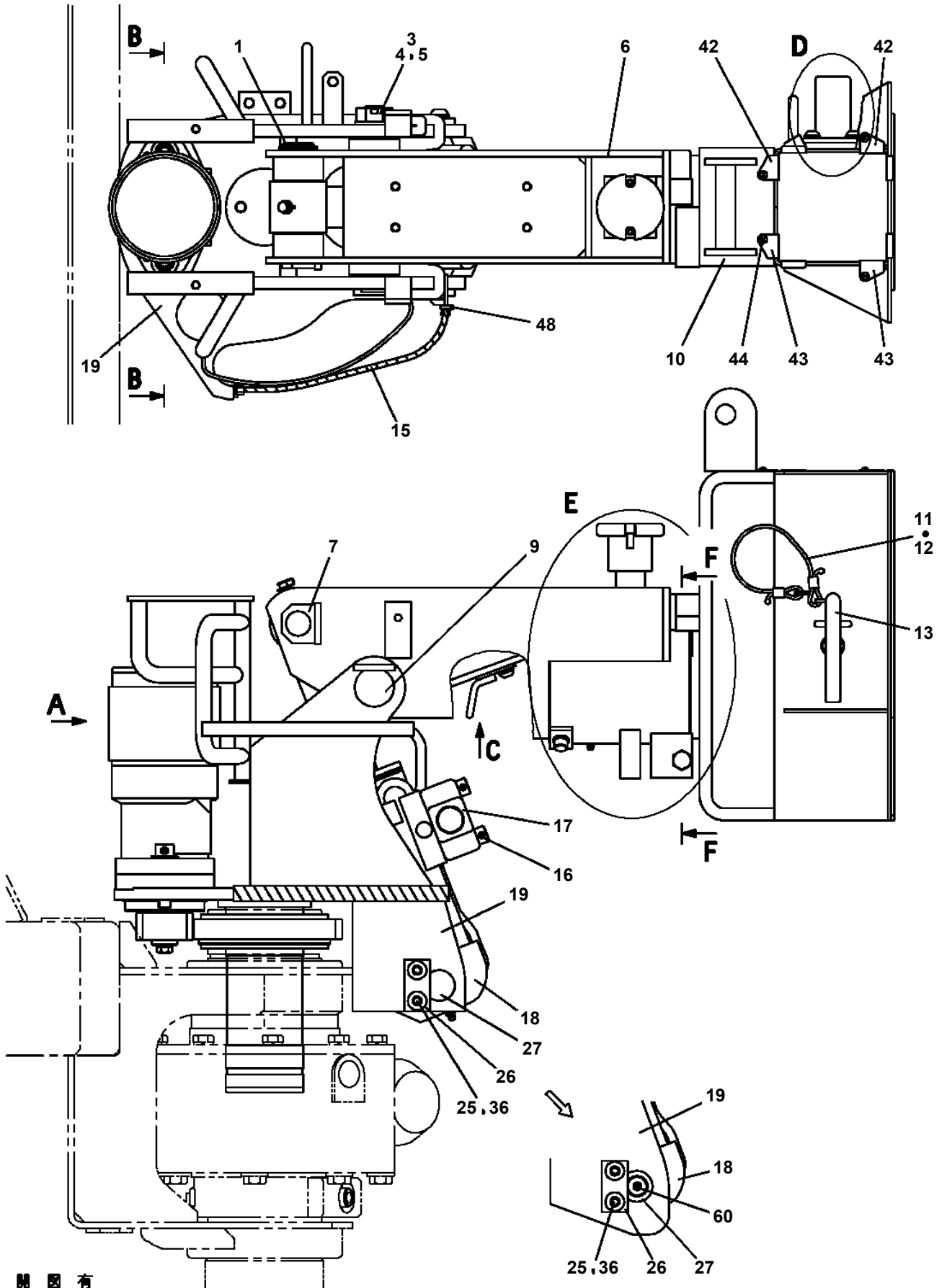
# AT-146-2 42095200046 UPPER

Pos No.	Parts No	Parts Name	Qty	Unit	Technical Data	Serial No (Start)	Serial No (End)	Remarks	Pages
1	42478760010	SUPPORT	1						
2	90201201600	NUT	1		M16				
3	90303071601	WASHER,PLAIN	1		16				

# AT-146-2 42095200046 UPPER

Pos No.	Parts No	Parts Name	Qty	Unit	Technical Data	Serial No (Start)	Serial No (End)	Remarks	Pages
1	37001002260	SHEAVE	1						
2	37000307870	SPACER	2						
3	37000174490	PIN	1						
4	42220411000	SUPPORT	1						
5	42220410100	JIB (FRP L=1800)	1						
6	90101216130	BOLT	1		M16X130				
7	90303071601	WASHER,PLAIN	1		16				
8	90201201600	NUT	1		M16				
9	90101210016	BOLT	1		M10X16				
10	90302041001	WASHER,SPRING	1		10				
11	42220400010	GUIDE	1						
12	42220400020	GUIDE	1						
13	90183106020	BOLT	8		M6X20				
14	42220041050	PLATE,NAME	2						
15	42220400030	GUIDE	2						
21	80516006207	BEARING,BALL	1						

**AT-146-2 42095200046 UPPER  
PF1350084-02 WINCH, JIB (SUPPORT)**



展開圖有  
ILLUSTRATED BREAKDOWN NO. 6

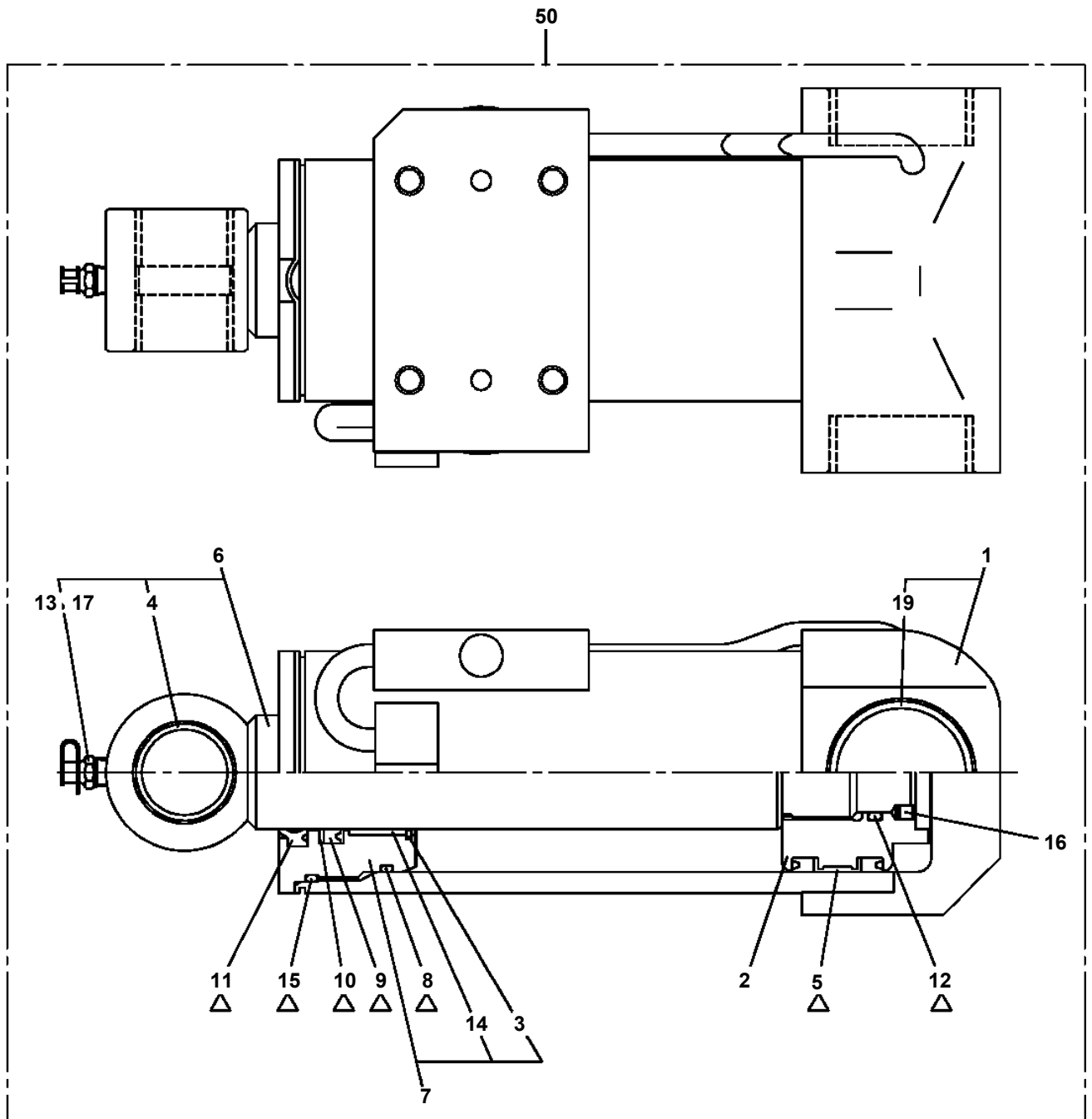
## AT-146-2 42095200046 UPPER

Pos No.	Parts No	Parts Name	Qty	Unit	Technical Data	Serial No (Start)	Serial No (End)	Remarks	Pages
2	42220041050	PLATE,NAME	2						
3	42220610100	GUIDE	2						
4	37000504780	PLATE	4		T=0.6				
5	90183106020	BOLT	12		M6X20				
6	42220580030	SHIM	2		T=0.5				
7	37001002260	SHEAVE	1						
8	37000312170	SPACER	2						
9	37000302490	SPACER	2		L=2				
10	80603110350	RING,RITAINING	2		C35				
11	42220400040	COVER	2						
12	42220400050	PIN	1						
13	42220400020	GUIDE	1						
14	42220400010	GUIDE	1						
15	42220580010	GUIDE	2						
16	37000504770	PLATE	4		T=1.0				
31	42220400201	JIB (FRP)	1						
41	80516006207	BEARING,BALL	1						

AT-146-2 42095200046 UPPER  
 PF1350116-01 WINCH,JIB

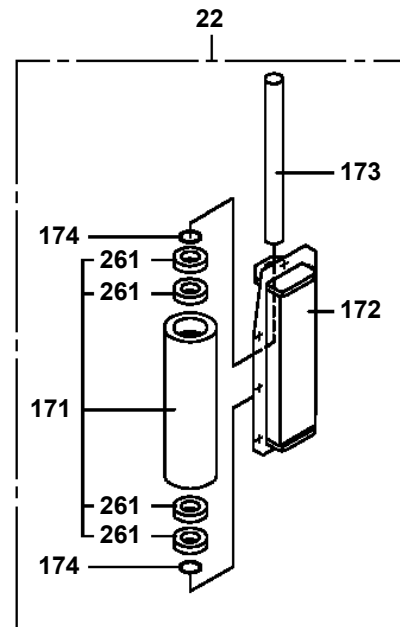
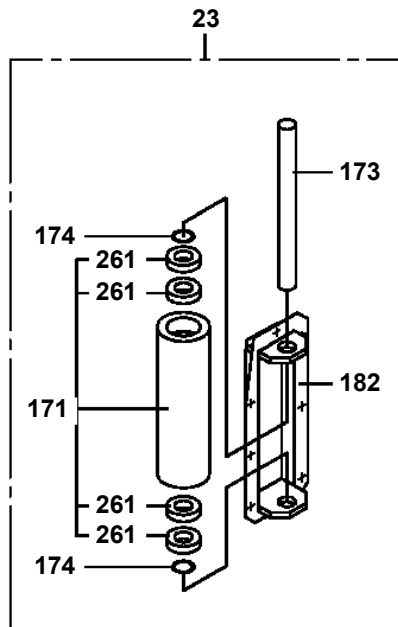
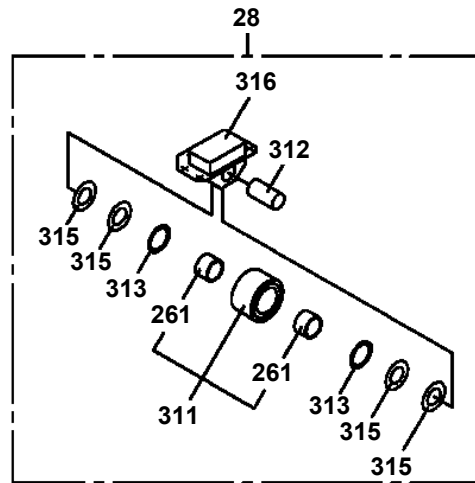
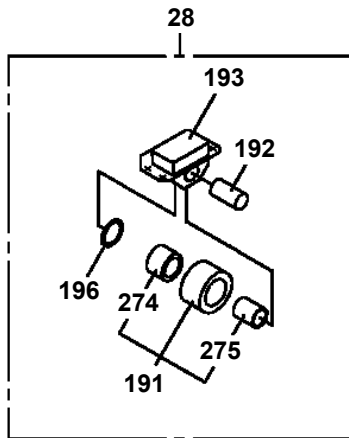
指示番号 KEY NO.	ウインチ, シブ WINCH, JIB	
1	ウインチ, シブ (FRP/セツエン:キリコミシキ) WINCH, JIB (FRP/INSULATION)	適用号機 ~227125 ~590144
2	ウインチ, シブ (FRP/セツエン:キリコミシキ) WINCH, JIB (FRP/INSULATION)	適用号機 227126~ 590145~
3	ウインチ, シブ (FRP/ビニールコーティング:サシコミシキ) WINCH, JIB (FRP/VINYL COATING)	
4	ウインチ, シブ (FRP/イツタイカクサホートシキ:アイチタイオウセツエンシブ) WINCH, JIB (FRP/INTEGRATED SUPPORT)	
5	ウインチ, シブ (メカニカルアームタイオウ) WINCH, JIB (MECHANIKAL ARM)	

**AT-146-2 42095200046 UPPER  
PF1360006-00 CYLINDER,WINCH JIB**

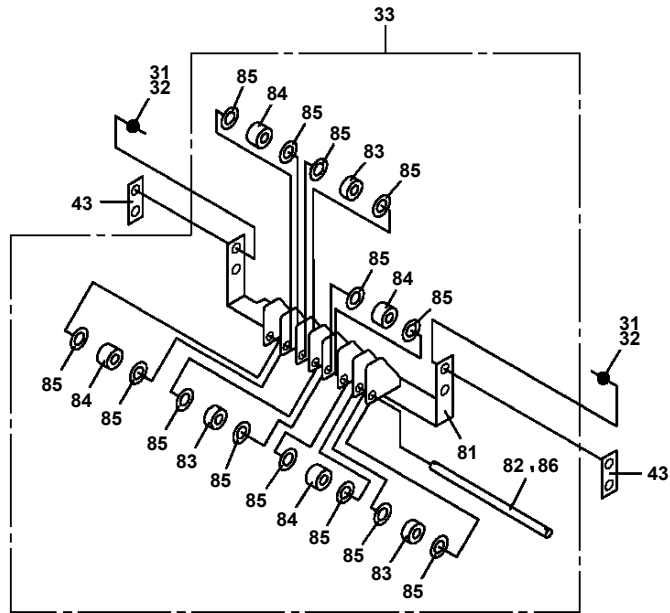


△:PACKING SET KEY NO.40 (KEY NO.5,8,9,10,11,12,15)

**AT-146-2 42095200046 UPPER  
PG1010821-04 BOOM**

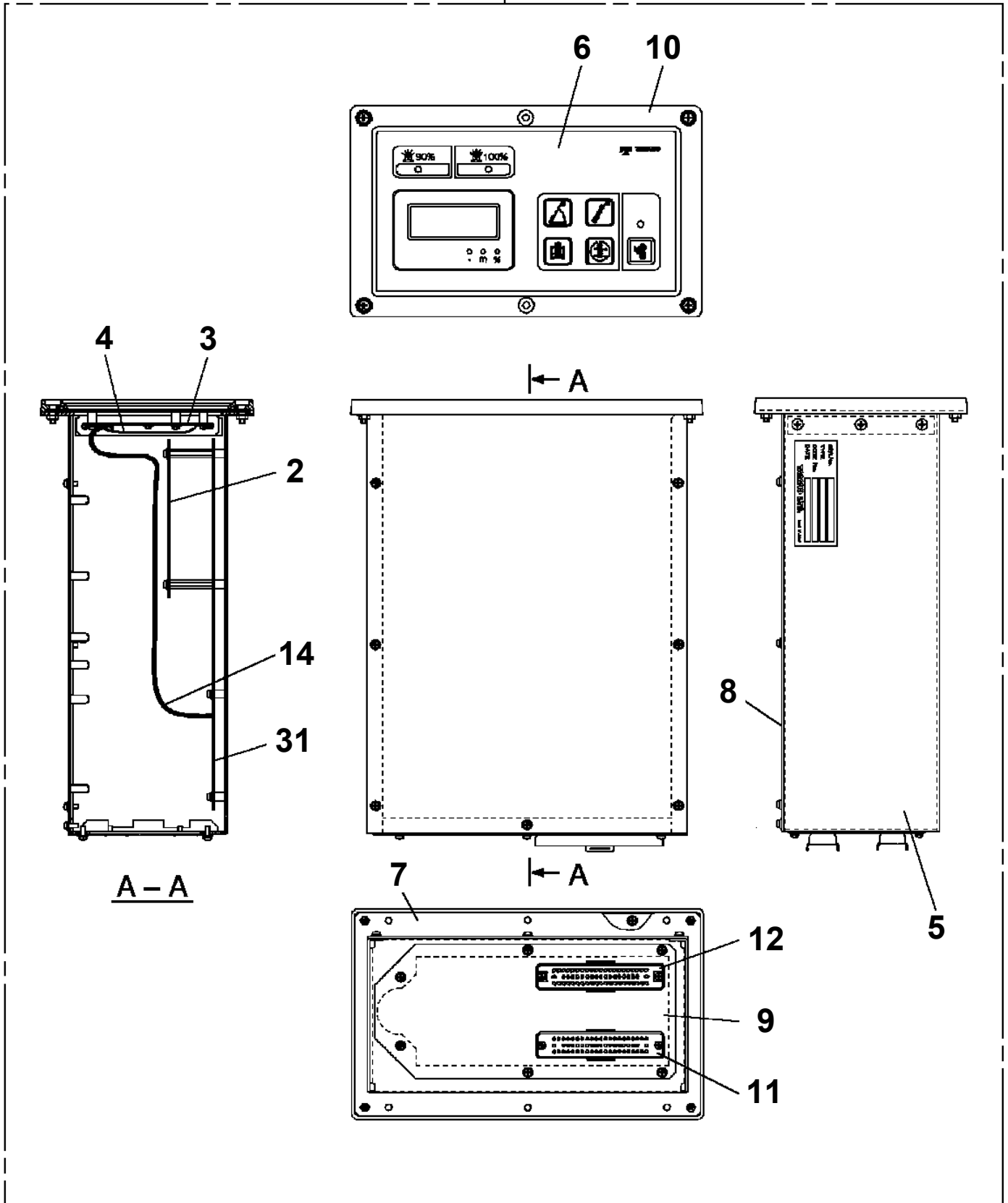


**AT-146-2 42095200046 UPPER  
PG1220116-03 PIPING,BOOM**

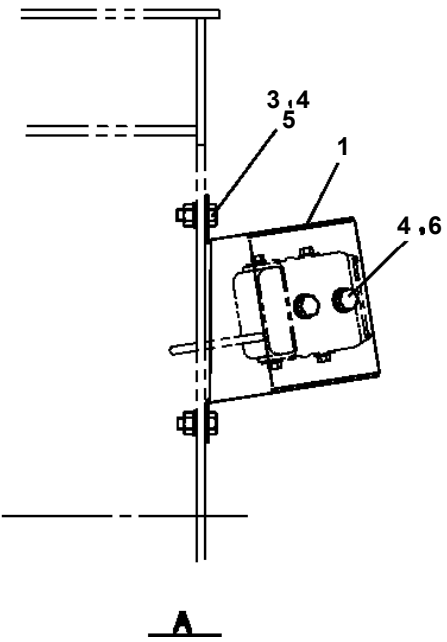
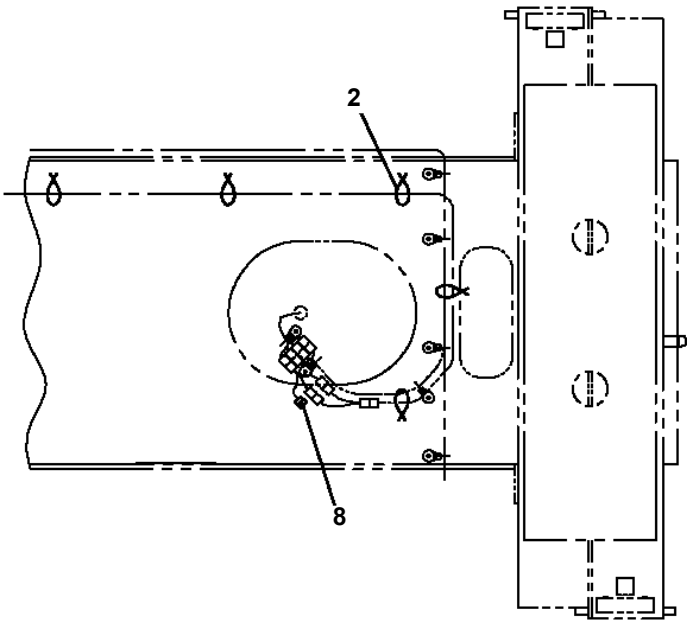
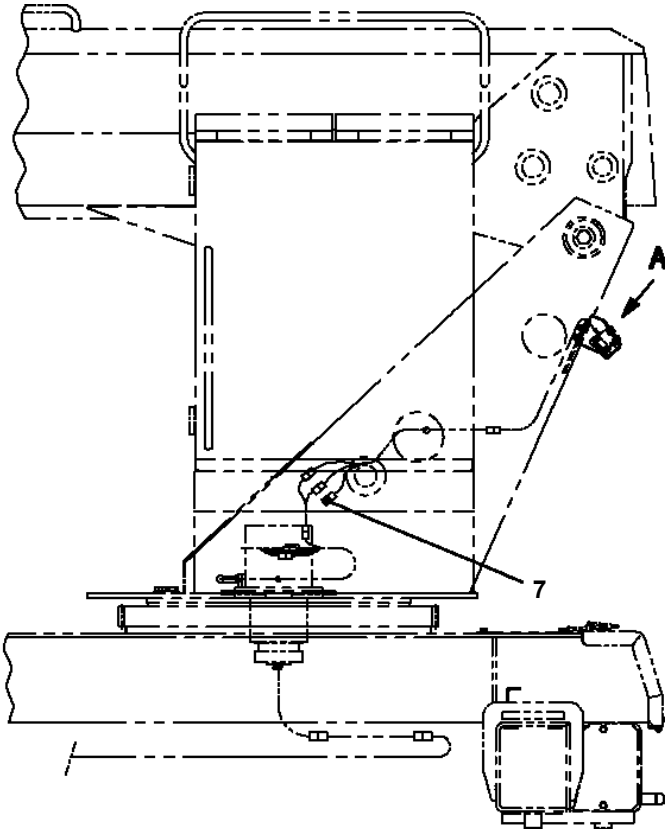


AT-146-2 42095200046 UPPER  
PH1480043-00 MOTION CONTROLLER (AMC)

100



**AT-146-2 42095200046 UPPER  
PH1700148-00 VIEW SYSTEM (CAMERA/CLARION)**



# AT-146-2 42095200046 UPPER

Pos No.	Parts No	Parts Name	Qty	Unit	Technical Data	Serial No (Start)	Serial No (End)	Remarks	Pages
1	42739091100	VIEW SYSTEM	1						000144
2	91810130240	FASTENER	10						

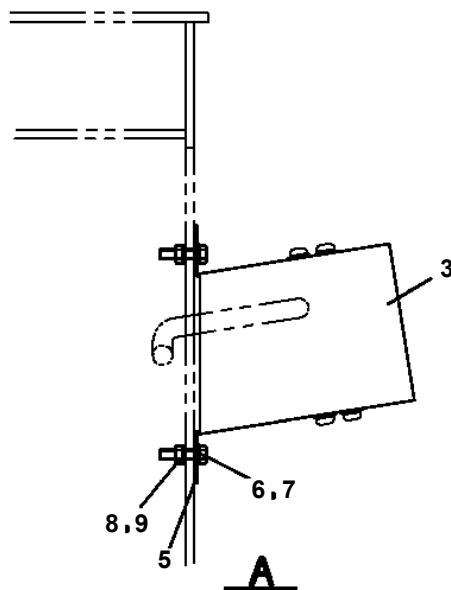
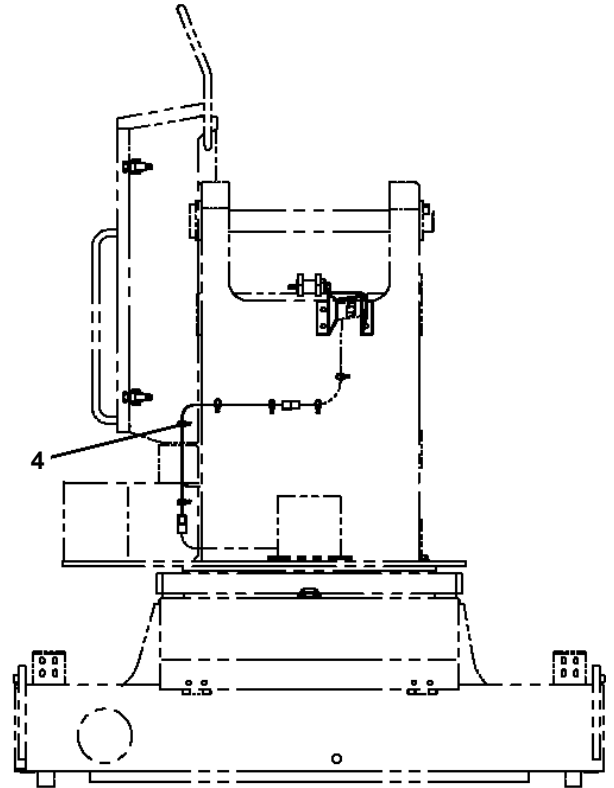
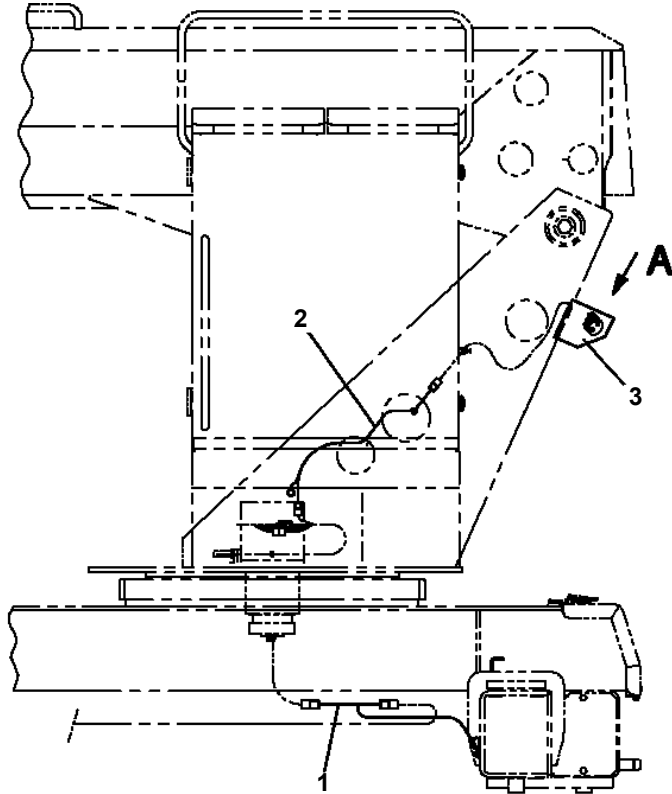
**AT-146-2 42095200046 UPPER  
PH1700178-01 VIEW SYSTEM (COLOR MONITOR,CLARION)**

指示番号 KEY NO.	ビユー システム (カラーモニタ,クラリオンセイ/ヒノ,トヨタ) VIEW SYSTEM (COLOR MONITOR,CLARION)
1	ビユー システム (モニタ) VIEW SYSTEM (MONITOR)
2	ビユー システム (カメラ) VIEW SYSTEM (CAMERA)

AT-146-2 42095200046 UPPER  
PH1700232-00 VIEW SYSTEM (COLOR MONITOR, ICHIKOH)

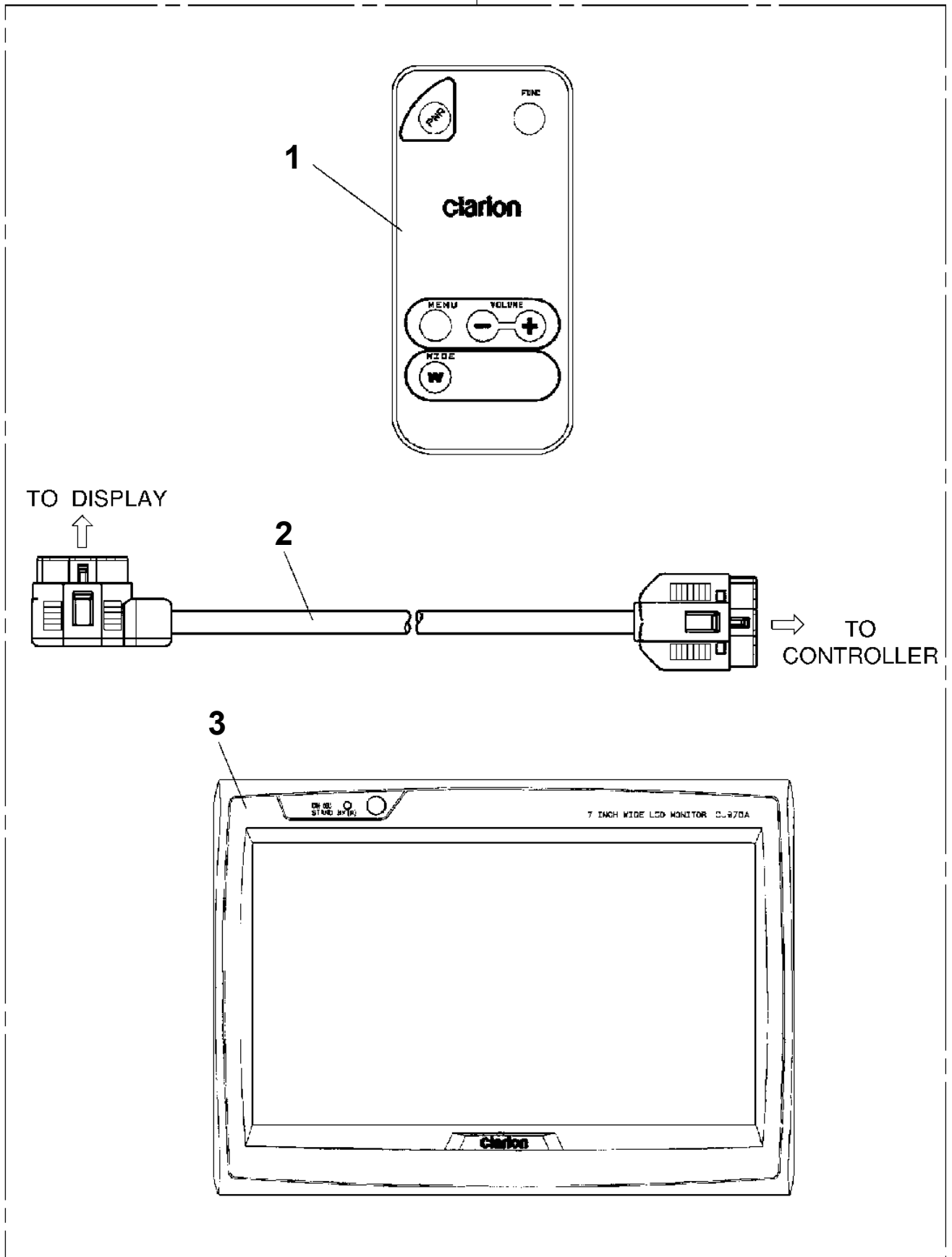
指示番号 KEY NO.	ビユー システム (カラーモニタ, イチコウセイ ST-900/イスズ) VIEW SYSTEM (COLOR MONITOR, ICHIKOH ST-900)
1	ビユー システム (モニタ) VIEW SYSTEM (MONITOR)
2	ビユー システム (カメラ) VIEW SYSTEM (CAMERA)

**AT-146-2 42095200046 UPPER  
PH1700237-00 VIEW SYSTEM (CAMERA)**



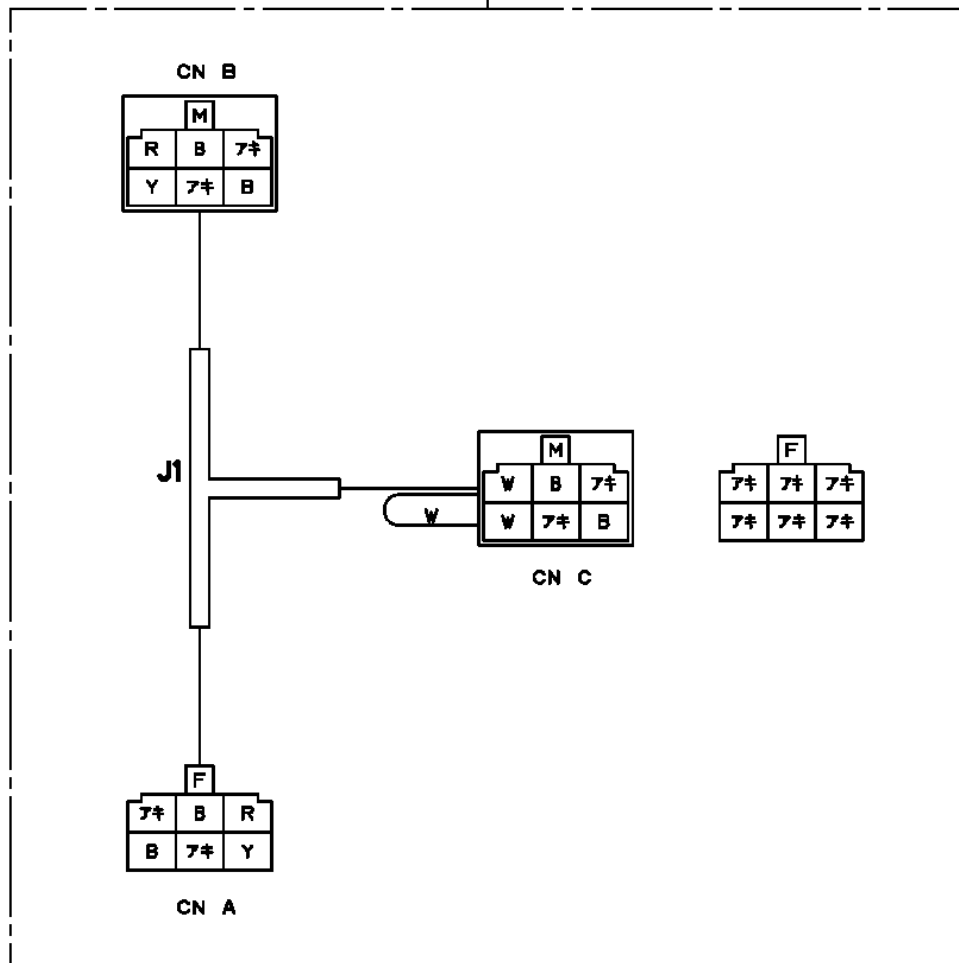
**AT-146-2 42095200046 UPPER  
PH1710009-00 DISPLAY**

**50**

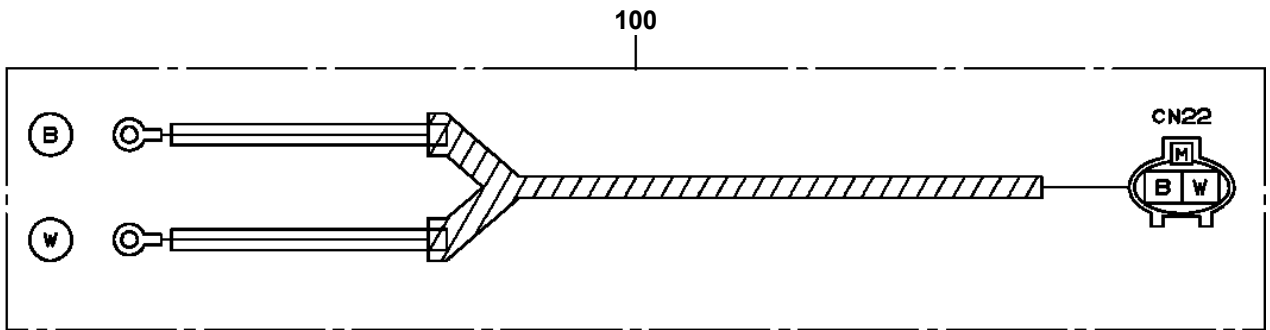


AT-146-2 42095200046 UPPER  
PH5030628-00 HARNESS

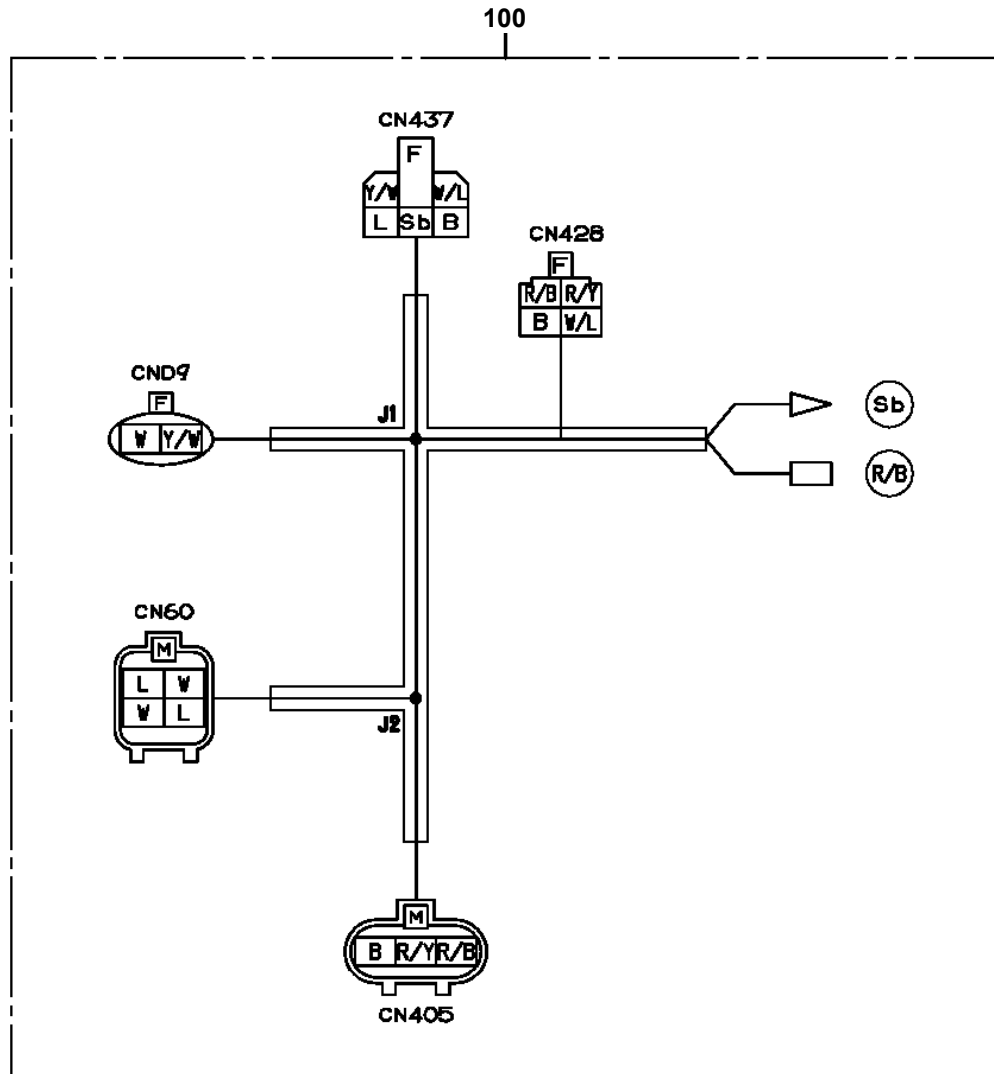
10



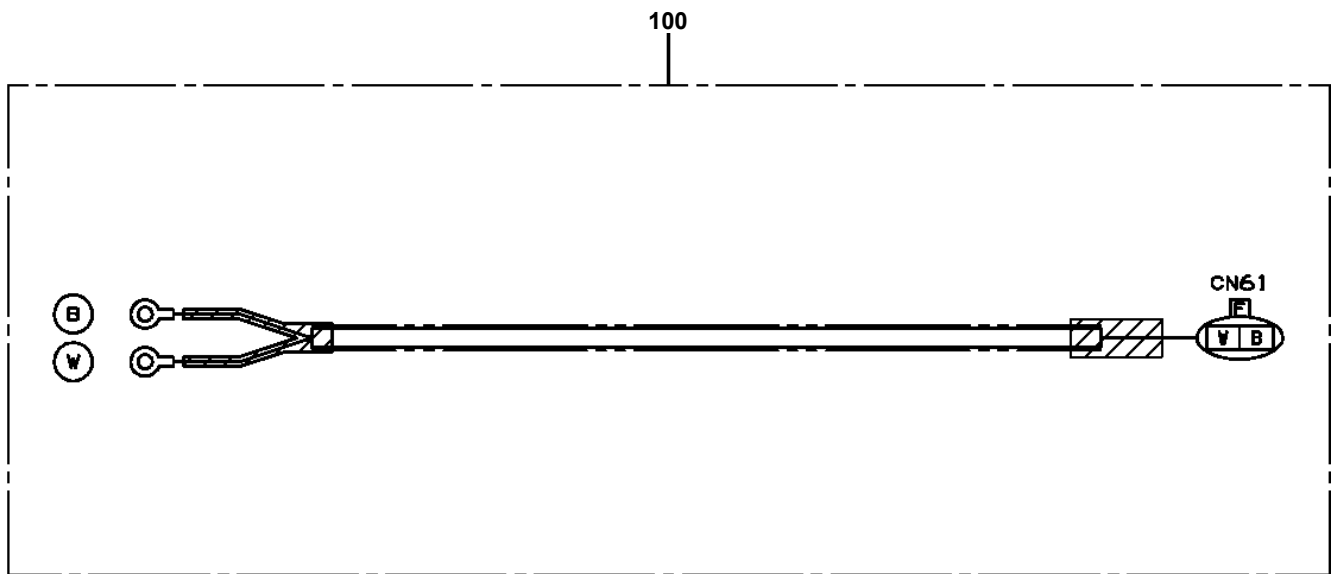
**AT-146-2 42095200046 UPPER  
PH5031069-00 HARNESS**



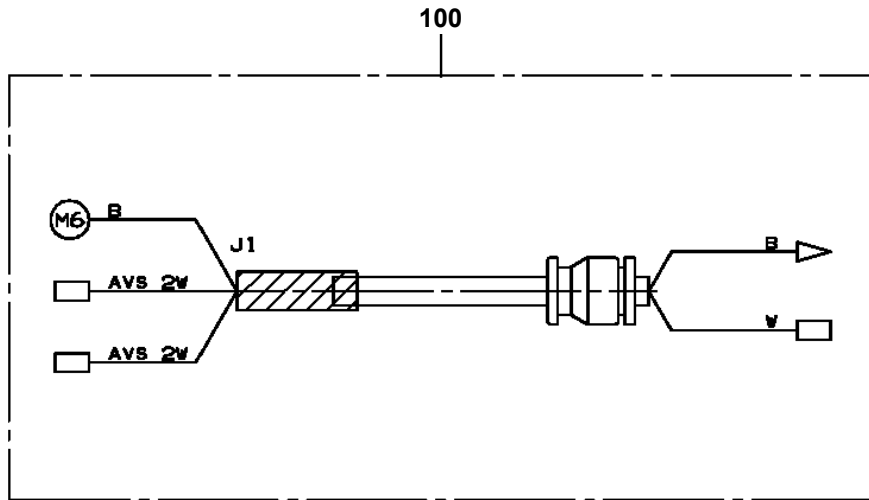
AT-146-2 42095200046 UPPER  
PH5031082-00 HARNESS



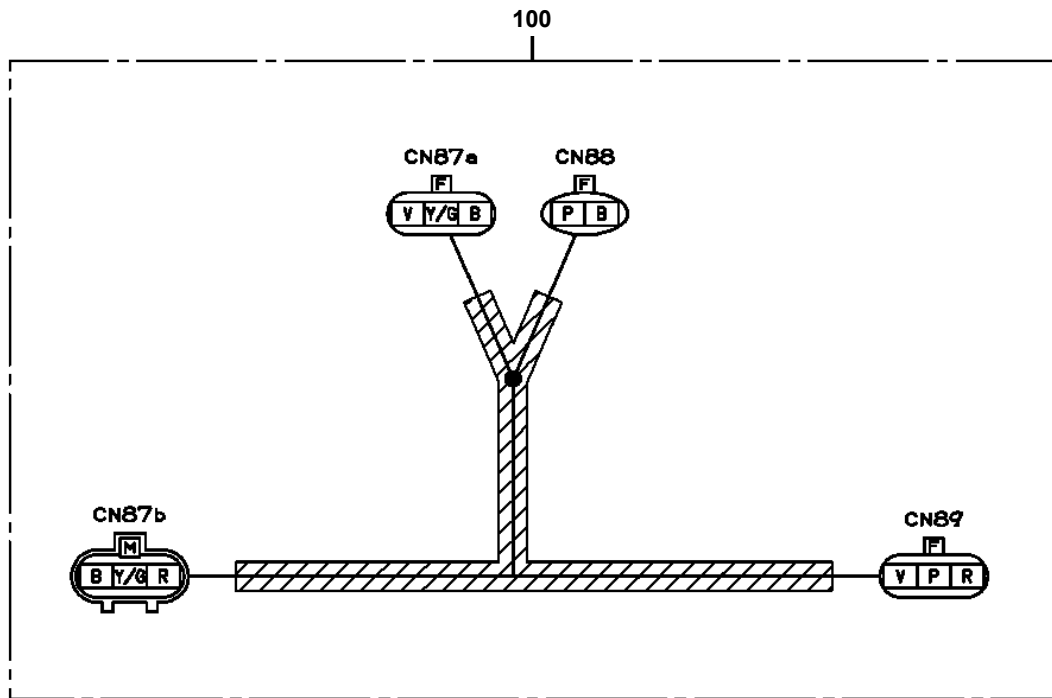
AT-146-2 42095200046 UPPER  
PH5032282-00 HARNESS



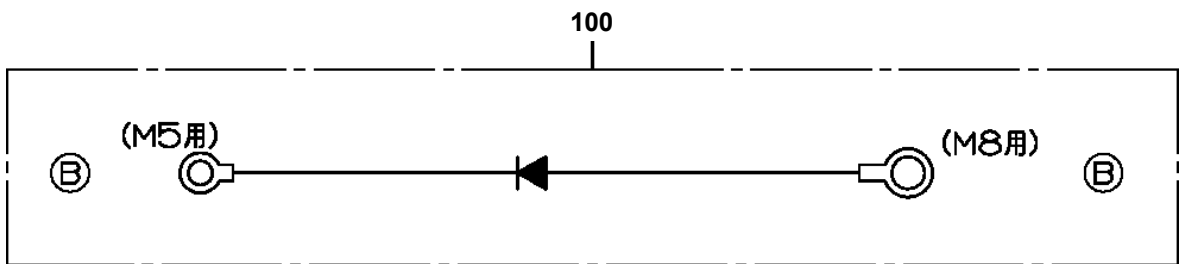
**AT-146-2 42095200046 UPPER  
PH5032350-00 HARNESS**



AT-146-2 42095200046 UPPER  
PH5032807-00 HARNESS



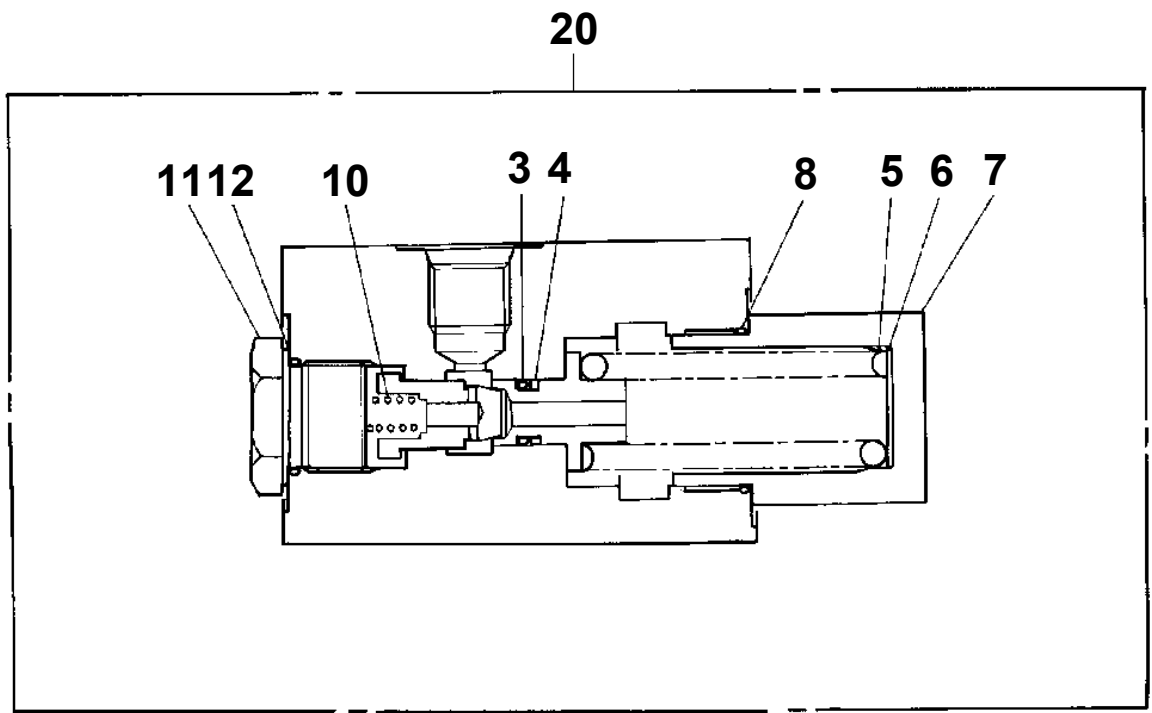
AT-146-2 42095200046 UPPER  
PH5034452-00 HARNESS



**AT-146-2 42095200046 UPPER**  
**PI1100007-00 VALVE,RELIEF**

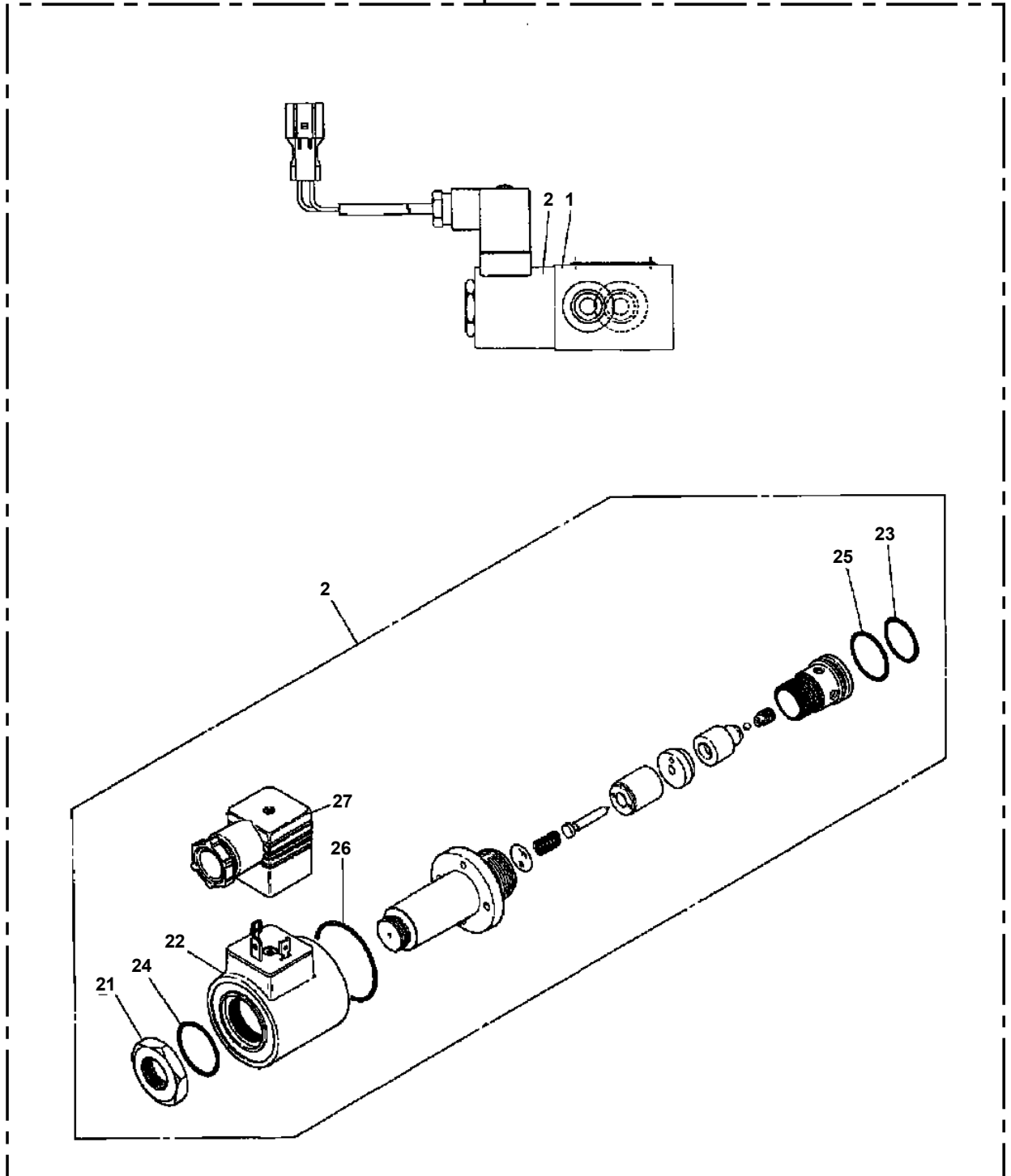
Assembly Name VALVE, RELIEF

PI110-0007-00



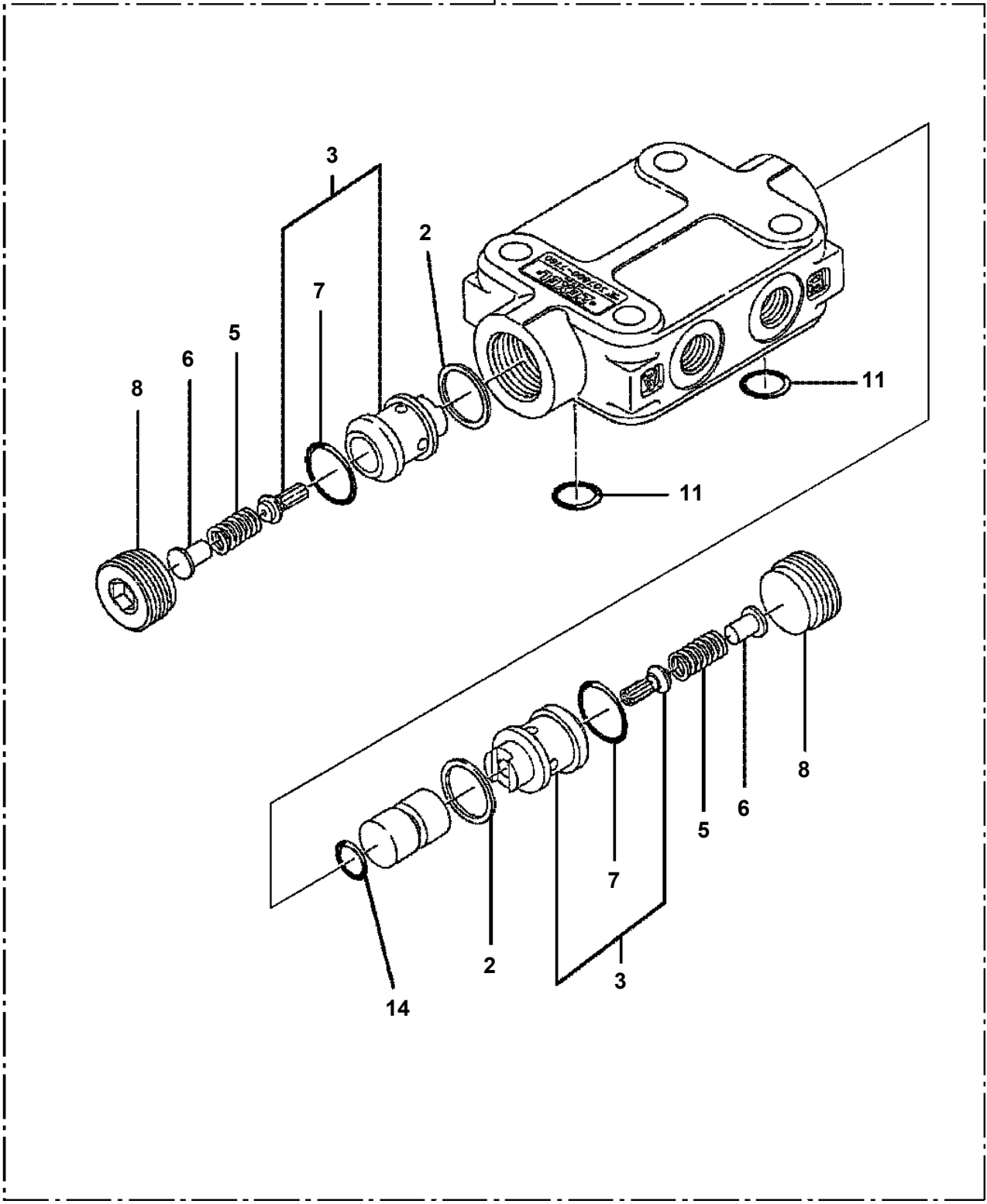
AT-146-2 42095200046 UPPER  
PI1120148-01 VALVE,SOLENOID

100



AT-146-2 42095200046 UPPER  
PI1140133-01 VALVE,CHECK

100 → (A)



CLICK HERE TO **DOWNLOAD** THE COMPLETE MANUAL

- Thank you very much for reading the preview of the manual.
- You can download the complete manual from: [www.heydownloads.com](http://www.heydownloads.com) by clicking the link below

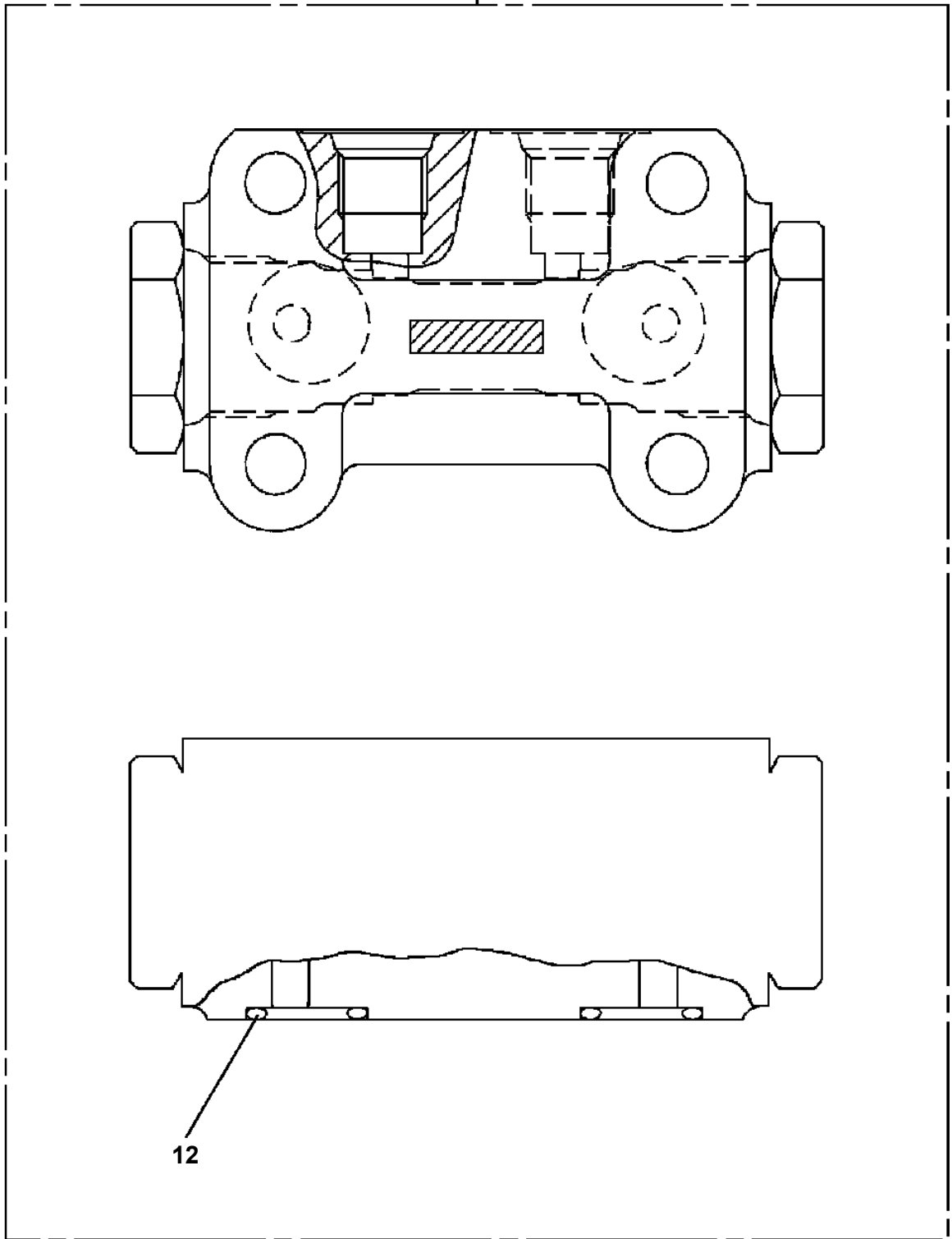


- Please note: If there is no response to CLICKING the link, please download this PDF first and then click on it.

CLICK HERE TO **DOWNLOAD** THE COMPLETE MANUAL

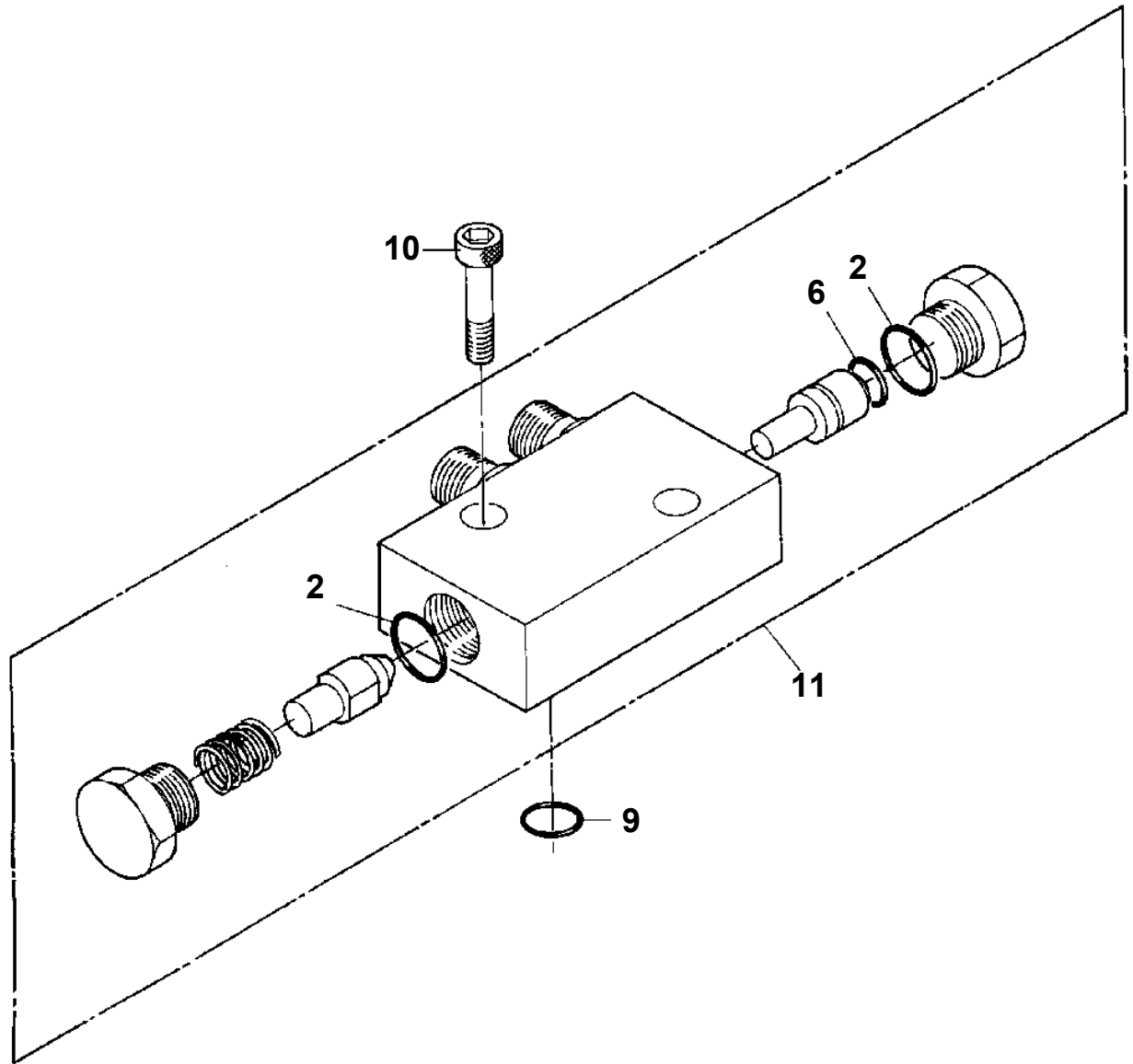
AT-146-2 42095200046 UPPER  
PI1140227-00 VALVE,CHECK

100



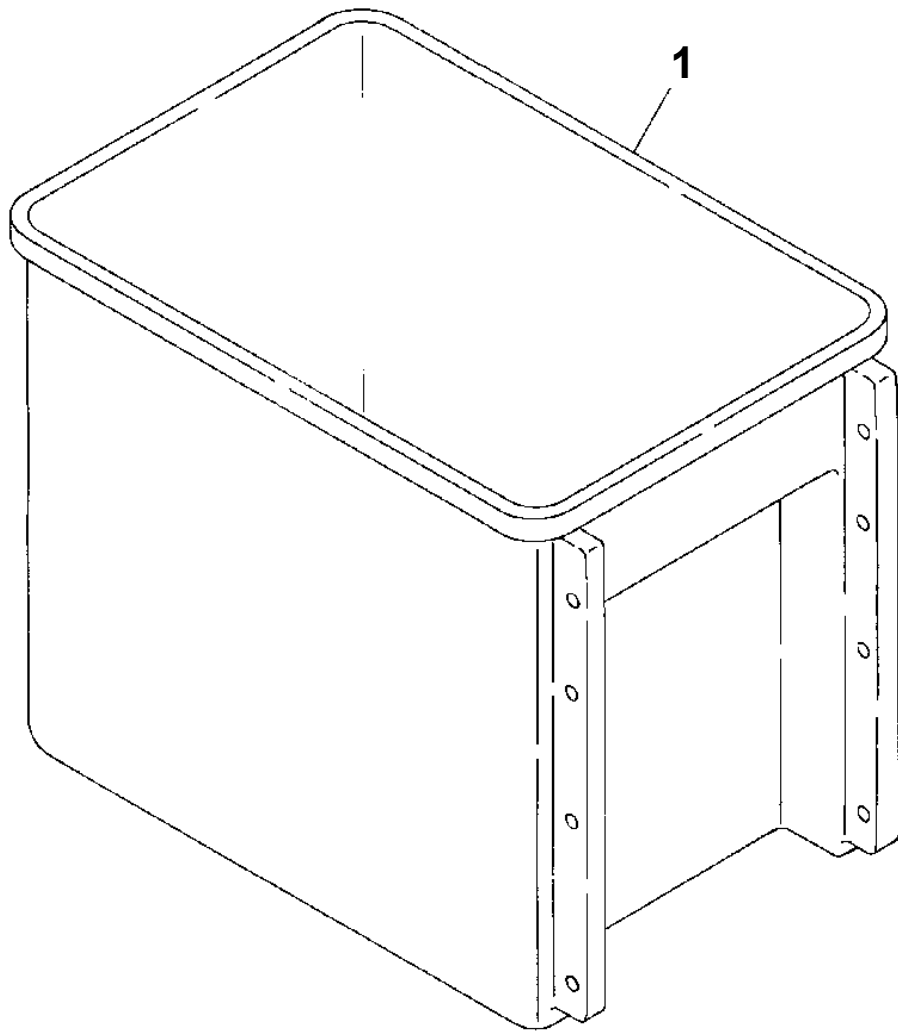
12

AT-146-2 42095200046 UPPER  
PI1280041-01 VALVE,PILOT CHECK



**AT-146-2 42095200046 UPPER**  
**PJ3010104-00 BUCKET**

Assembly Name BUCKET



# AT-146-2 42095200046 UPPER

Pos No.	Parts No	Parts Name	Qty	Unit	Technical Data	Serial No (Start)	Serial No (End)	Remarks
1	42265592000	FRAME	1					
2	42261170010	PLATE	2					
3	90171112065	BOLT	8		M12X65			
4	90303501201	WASHER,PLAIN	17		12		227847	
	90303501201	WASHER,PLAIN	9		12	227848		
5	42265591000	FRAME ASSY	1					
6	80136363050	PIN,SPLIT	1		6.3X50			
7	42261620020	PIN	1				227653	
	42265980010	PIN	1			227654		
8	82456106000	NIPPLE,GREASE	1		1/4-28UNF		227653	
	82455106000	NIPPLE,GREASE	1		A-M6F FE	227654		
9	82400000459	CAP	1					
10	90172112025	BOLT,HEXAGON SOCKET	2		M12X25			
11	42261370010	PIN ASSY	1					
12	42265594000	POST ASSY	1					
14	42261420080	BEARING,PLAIN	1					
15	80175303008	SCREW,MACHINE	4		M3X8			
16	42262715000	GUIDE	1					
17	90101208014	BOLT	6		M8X14			
18	90302040801	WASHER,SPRING	6		8			
19	36663470000	MOTOR,HYDRAULIC	1					
20	90172112030	BOLT,HEXAGON SOCKET	2		M12X30			
21	90309341203	WASHER,SPRING	2		12			
22	36340360000	REDUCER,SWING SPEED	1					
23	42264510100	PLATE	1					
24	90171112030	BOLT	7		M12X30			
25	42264510201	PIN	1					
26	90180210020	BOLT,BUTTON	2		M10X20			
27	90302041001	WASHER,SPRING	8		10			
28	37000179440	PIN	2					
29	42265590100	GUIDE	1					
30	37000510170	PLATE	1					
31	37000575630	PLATE	1					
32	42264510300	CHAIN	1		15.875X41			
33	42264514000	CYLINDER,LIFT	1					
34	42264510400	CHAIN	1		25.4X27			
35	90201481600	NUT	4		M16			
36	90302041601	WASHER,SPRING	1		16			
37	42264510500	ROD	2					
38	90201481200	NUT	5		M12			
39	90302041201	WASHER,SPRING	3		12			
40	42260440090	ROD	2					
41	90171112035	BOLT	1		M12X35			
42	37000508520	PLATE	N		T=0.8			
43	42261561600	PLATE,SLIDE	12					
44	80184306012	SCREW,MACHINE	12		M6X12			
45	91850210545	FASTENER	1		L=545			
46	90171110014	BOLT	6		M10X14			
47	42264510010	PLATE	2					
48	37000520110	PLATE	1					
49	37002012150	PLATE,SLIDE	2					
50	37000577290	PLATE	N		T=0.8			
51	90101212020	BOLT	2		M12X20			
52	42265750100	COVER	1					
53	80172304010	SCREW,MACHINE	4		M4X10			
54	90302040401	WASHER,SPRING	4		4			
55	37000586760	WASHER,PLAIN	8		12	227848		
56	37000570860	PLATE	N		T=0.5	227940		
57	42200690090	SHIM	N		T=0.3	227940		
72	37000401010	BEARING,PLAIN	2					
82	80801003540	BEARING,PLAIN	2					
83	80806007540	BEARING,PLAIN	2					
84	42262711501	SPACER	1					

# AT-146-2 42095200046 UPPER

Pos No.	Parts No	Parts Name	Qty	Unit	Technical Data	Serial No (Start)	Serial No (End)	Re
111	42345023100	JOINT	1					
112	80491303020	JOINT (WITH O-RING)	4		L,G3/8-G1/4			
113	80491303030	JOINT (WITH O-RING)	1		L,PF3/8-PF3/8			
121	91071011500	O-RING	1		Y22550-115-A			
122	91470000600	RING,BACKUP	1		Y22021-06			

## AT-146-2 42095200046 UPPER

Pos No.	Parts No	Parts Name	Qty	Unit	Technical Data	Serial No (Start)	Serial No (End)	Remarks
2	(*****)	VALVE,PILOT CHECK	1					
3	90172110035	BOLT,HEXAGON SOCKET	2		M10X35			
4	42262163100	LINK ASSY	1					
5	42264514300	SUPPORT	1					
6	37000160220	PIN	1					
7	80601110250	RING,RITAINING	2		S25			
8	90101208035	BOLT	1		M8X35			
9	90302040801	WASHER,SPRING	1		8			
10	90201200800	NUT	1		M8			
11	42264514400	ROD	1					
12	37000178810	PIN	1					
13	42341770300	CHOKE	1					
14	37000308110	SPACER	2					
15	37000312990	SPACER	1					
16	80136363040	PIN,SPLIT	2		6.3X40			
17	42264514100	LINK ASSY	1					
18	90101206012	BOLT	2		M6X12			
19	37002011570	PLATE,SLIDE	1					
31	36052921000	CYLINDER	1					
32	80136340032	PIN,SPLIT	1		4X32			
33	90236401600	NUT,CASTLE	1		M16 H			
34	91684004500	PACKING	2					
35	91001101800	O-RING	1		1A P18			
36	36051004000	PISTON	1					
37	36051002000	COVER,ROD	1					
38	91001204000	O-RING	1		1A G40			
39	91694002500	PACKING	1					
40	36052922000	ROD	1					
41	91660002500	SEAL,DUST	1					
42	80622000250	RING,RITAINING	1		SP25			
51	36051579900	PACKING SET	1					
62	37000401250	BEARING,PLAIN	1					
72	80804025030	BEARING,PLAIN	1					
100	42264514000	CYLINDER,LIFT	1					

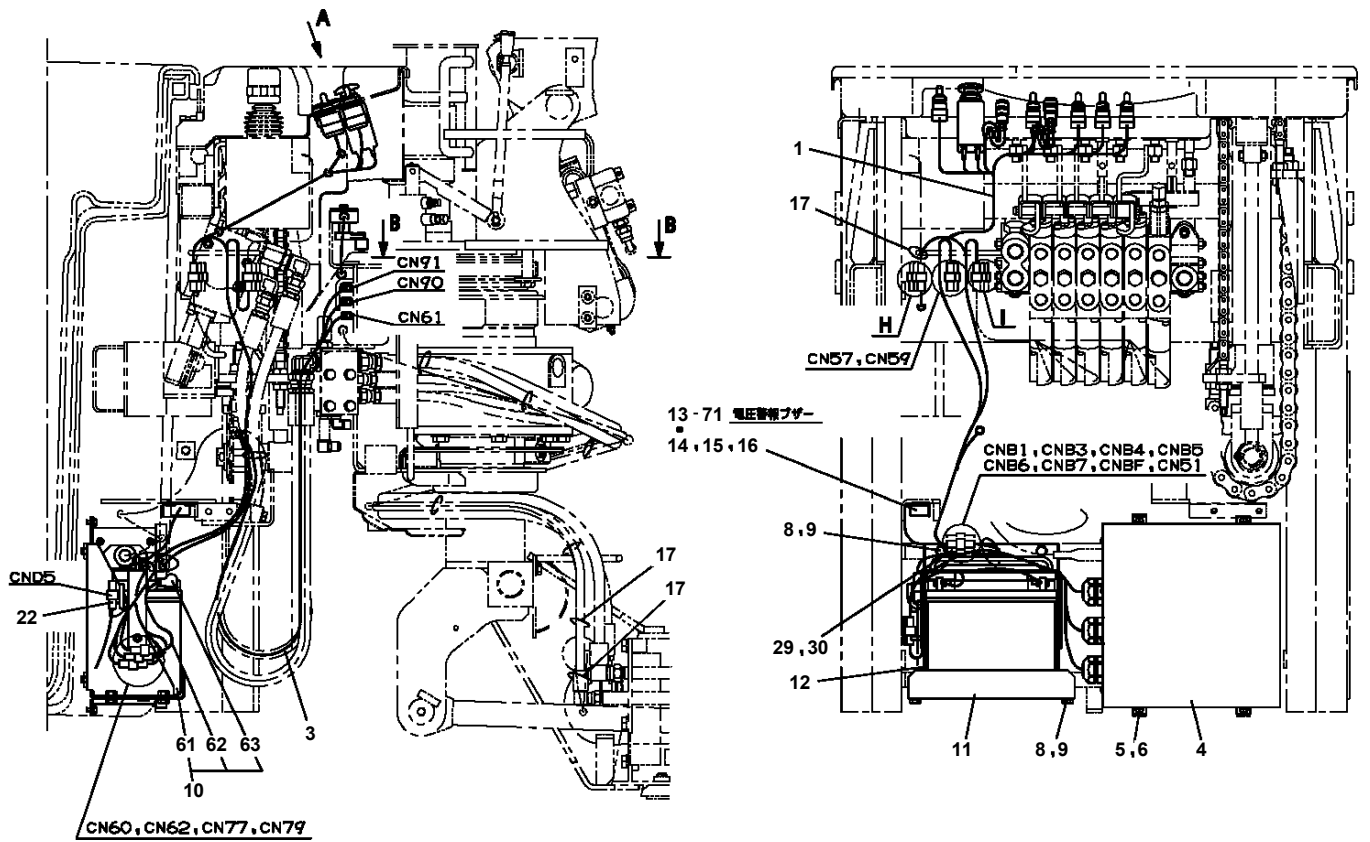
# AT-146-2 42095200046 UPPER

Pos No.	Parts No	Parts Name	Qty	Unit	Technical Data	Serial No (Start)	Serial No (End)	Remarks	Pages
1	37000537790	PLATE	1						
2	37000582910	SUPPORT	4						
21	42500471100	COVER	1						
22	42500471200	COVER	1						
23	42266281400	COVER ASSY	1						
24	42266281500	COVER ASSY	1						
25	37000565980	PLATE	4						
26	90183108020	BOLT	4		M8X20				
27	90183106010	BOLT	2		M6X1.0				
41	42266281410	COVER	1						
42	42442012650	SUPPORT	2						
43	42442012660	BLADE	2						
44	80172305010	SCREW,MACHINE	4		M5X10				
45	90302040501	WASHER,SPRING	4		5				
51	42266281510	COVER	1						
62	82400000311	GROMMET	2	M	L=1000				

# AT-146-2 42095200046 UPPER

Pos No.	Parts No	Parts Name	Qty	Unit	Technical Data	Serial No (Start)	Serial No (End)
1	(*****)	MODIFICATION ASSY (PANEL,LEVER EXCHANGE)	1				
3	(*****)	SUPPORT (BUCKET FRAME)	1				
4	(*****)	SWITCH,DETECTOR	1				
6	(*****)	NAME PLATE ASSY (BUCKET)	1				

**AT-146-2 42095200046 UPPER  
PN1013300-01 ELEC.ASSY (BUCKET)**



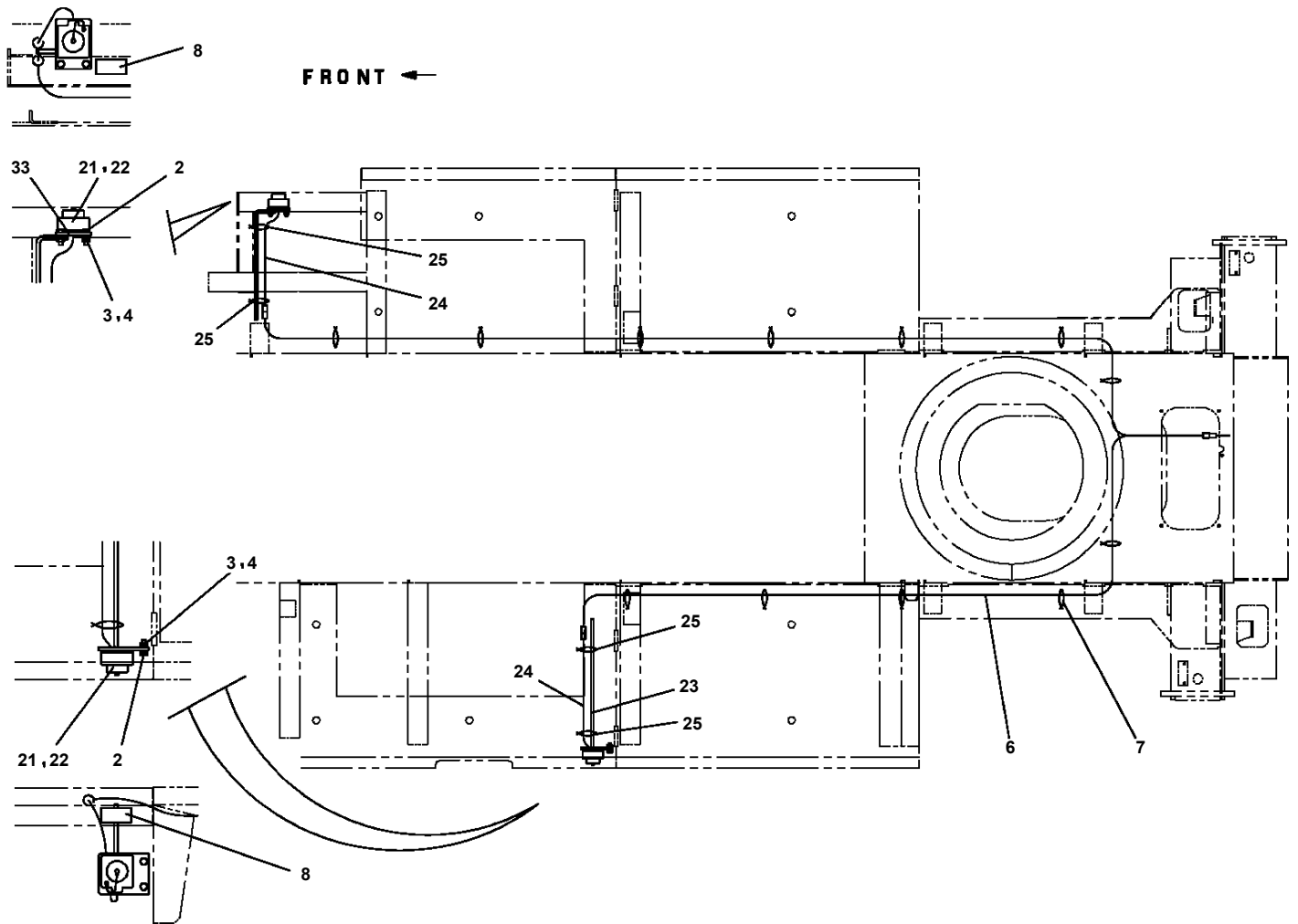
# AT-146-2 42095200046 UPPER

Pos No.	Parts No	Parts Name	Qty	Unit	Technical Data	Serial No (Start)	Serial No
1	42653151000	HARNESS	1				227563
	42653151200	HARNESS (MAIN)	1			227564	
2	42651890300	HARNESS (FOR DETECTOR,O/R LENGTH)	1				
3	82100002002	CLAMP	2		WR6		
4	91810132530	FASTENER	30				
5	42653150100	PLUG	1				
6	82100002004	CLAMP	3		WR8		
8	42350250080	PLUG (3 POLES,MALE)	1				
9	82104503104	SWITCH,LIMIT	1				
10	90172105014	BOLT,HEXAGON SOCKET	2		M5X14		
11	44430680200	BUZZER ASSY (WITH HARNESS)	1				
12	42474530100	LAMP ASSY	1				
13	90302040601	WASHER,SPRING	16		6		227603
	90302040601	WASHER,SPRING	12		6	227604	
16	90201200800	NUT	1		M8		
17	90302040801	WASHER,SPRING	1		8		
18	91850400601	CLAMP	36				
19	42350980010	PLUG (6POLES,FEMALE)	1				
20	91810130240	FASTENER	30				
23	90172206035	BOLT,HEXAGON SOCKET	4		M6X35		227603
24	90813108020	BOLT,WING	1		M8X20		
25	90172106016	BOLT,HEXAGON SOCKET	12		M6X16		
26	36131690000	DETECTOR,OUTRIGGER LENGTH	4				227603
	36132150000	DETECTOR,OUTRIGGER LENGTH	4			227604	
29	90280200600	NUT,FLANGE	6		M6		
30	80136320012	PIN,SPLIT	4		2X12		
31	90303070601	WASHER,PLAIN	7		6		227603
	90303070601	WASHER,PLAIN	39		6	227604	
36	82100002016	CLAMP	2		WR25		
51	82104501250	SWITCH,LIMIT (2 PCS/SET,WITH HARNESS)	2				
52	42653152100	COVER	2				
53	80172304030	SCREW,MACHINE	8		M4X30		
54	90302040401	WASHER,SPRING	8		4		
55	90303070401	WASHER,PLAIN	16		4		
56	90201200400	NUT	8		M4		
57	90101208012	BOLT	4		M8X12		
58	90302040801	WASHER,SPRING	12		8		
64	44960012000	BUZZER ASSY	1				
71	82165904020	LAMP	1		24V 60W		
72	90101212020	BOLT	1		M12X20		
73	90302041201	WASHER,SPRING	1		12		
74	37000159530	PIN	1				
75	80620210160	PIN,SNAP	1				
83	90101208020	BOLT	8		M8X20		
85	90303070801	WASHER,PLAIN	8		8		
86	82104501140	SWITCH,LIMIT	4				
87	42651710350	SUPPORT	4				
91	42651893100	COVER	2				
92	90186206014	BOLT,FLANGE	8		M6X14		
101	42651894100	COVER	1				
108	42651713450	COVER	1				
112	82400000200	GROMMET	2		KG-012,L=250		
121	82100000054	BULB,LAMP	1		24V 60W		
122	82100002838	SWITCH ASSY (WITH HARNESS,TERMINAL)	1				
133	82400000201	GROMMET	2		KG-016		
142	34351562510	BOX,FUSE	1				
143	82100001841	FUSE	3		20A,YELLOW		
145	82100001839	FUSE	9		10A.RED		
158	82161202010	RELAY	2				
162	82100001836	FUSE	1		3A		
165	82100001840	FUSE	1		15A,BLUE		
167	82182809623	DIODE	1				

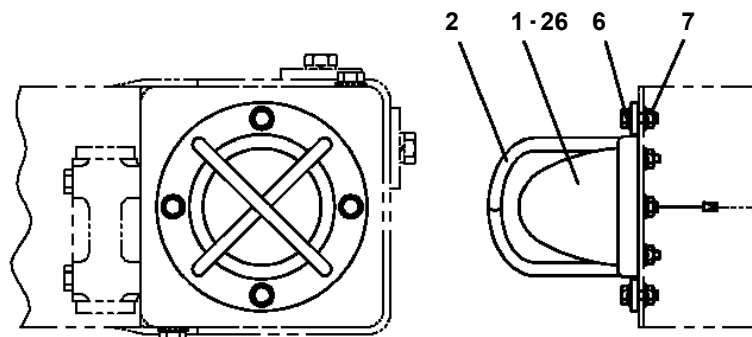
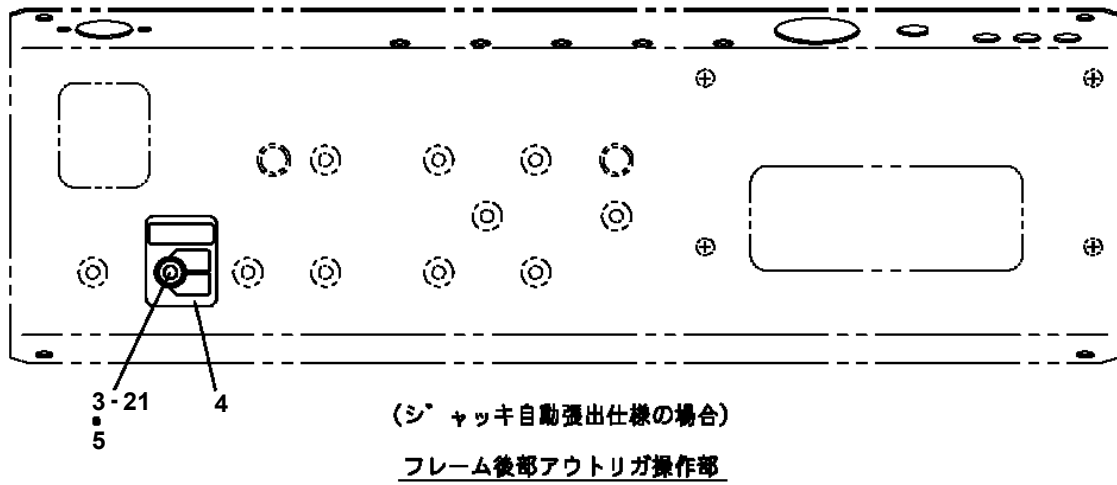
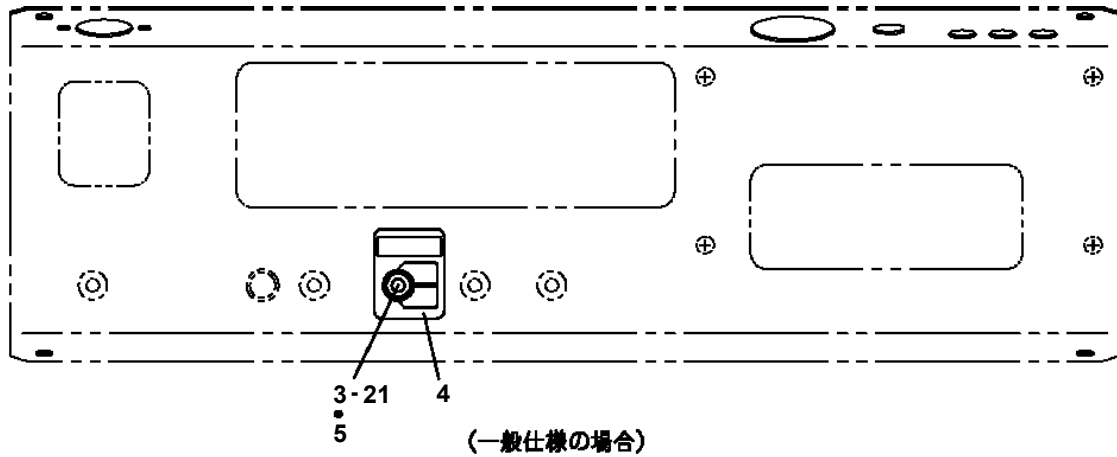
**AT-146-2 42095200046 UPPER  
PN1013888-00 ELEC.ASSY(GROUNT CONDITION FONFIRMATION)**

指示番号 KEY NO.	ハイセンASSY (ジ`ハ`ンカクニンSW./チュウテ`ンコウムケ) ELEC.ASSY (GROUND CONDITION CONFIRMATION)
1	ハイセンASSY (フレーム) ELEC.ASSY (FRAME)
2	ハイセンASSY (スイング`フレーム) ELEC.ASSY (SWING FRAME)

**AT-146-2 42095200046 UPPER  
PN1020028-00 POWER SOURCE (24V)**

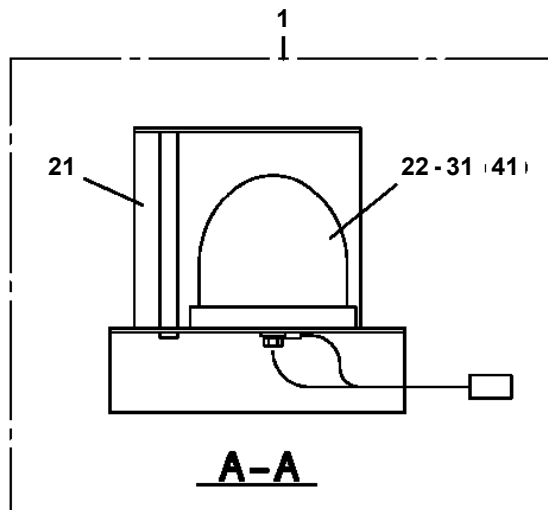
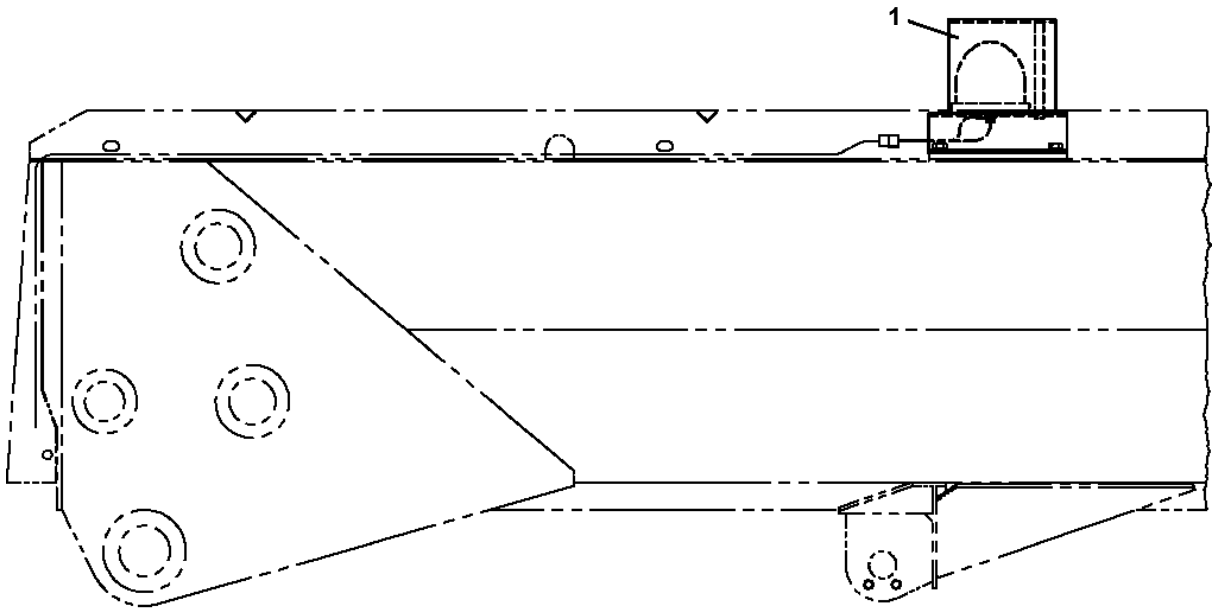
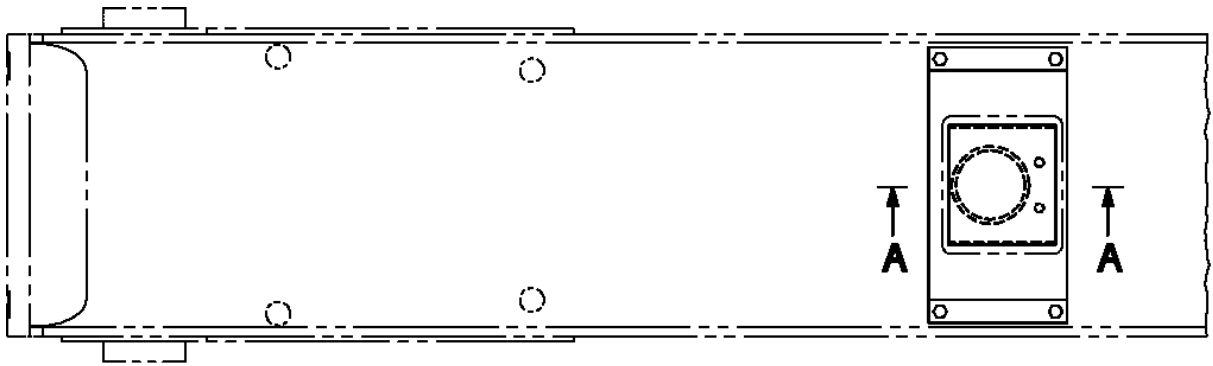


**AT-146-2 42095200046 UPPER  
PN1080109-01 LAMP (O/R FLICKER)**

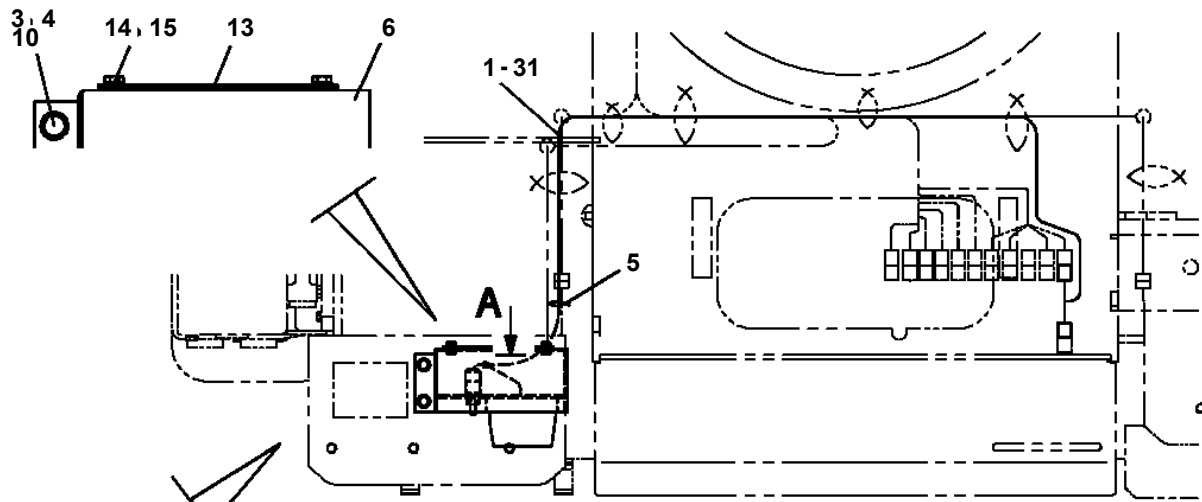


シリンダジャッキ上部

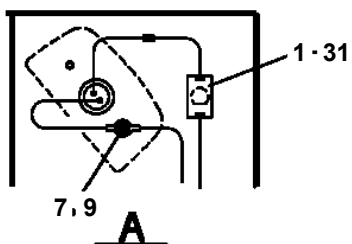
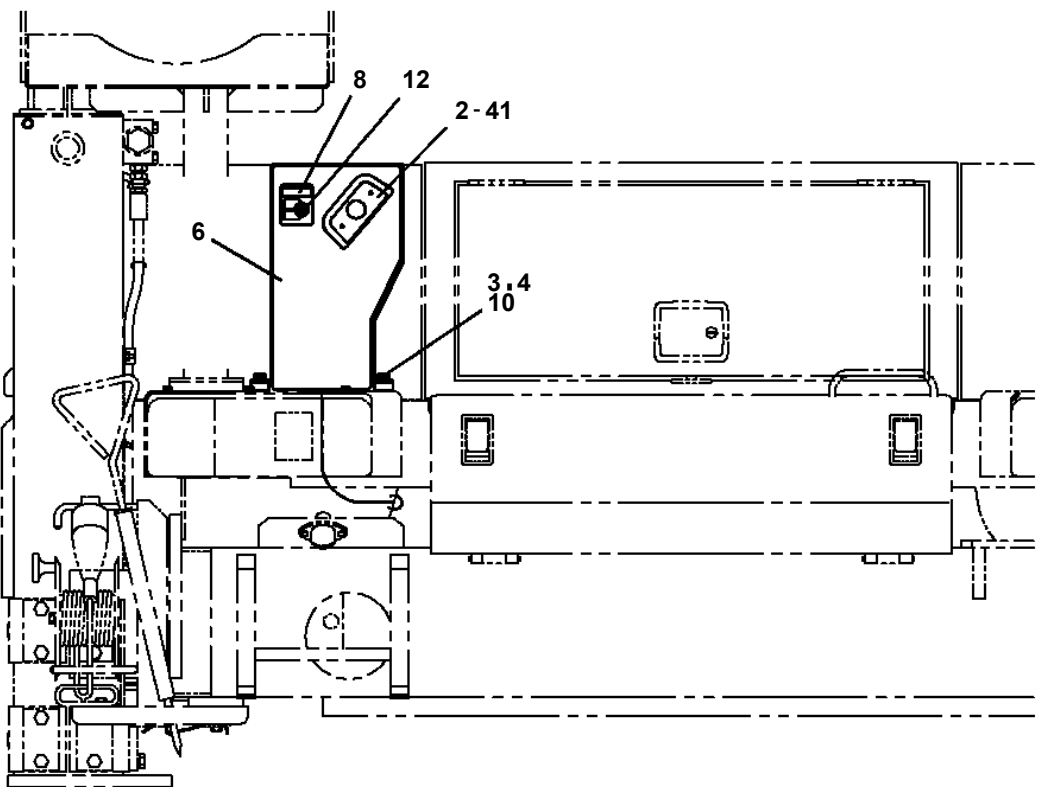
**AT-146-2 42095200046 UPPER  
PN1080259-00 LAMP (AML)**



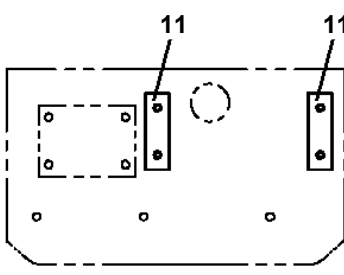
**AT-146-2 42095200046 UPPER  
PN1080294-00 LAMP (FOR O/R CONTROL)**



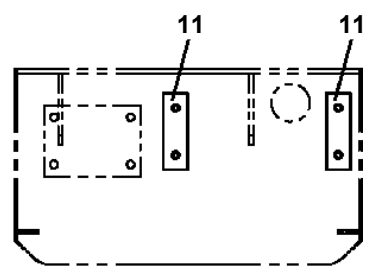
**B**



**A**



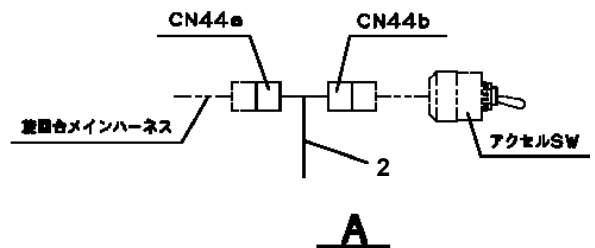
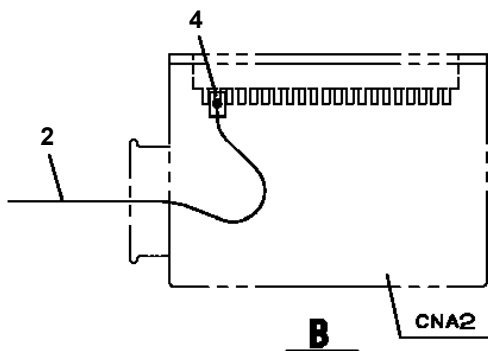
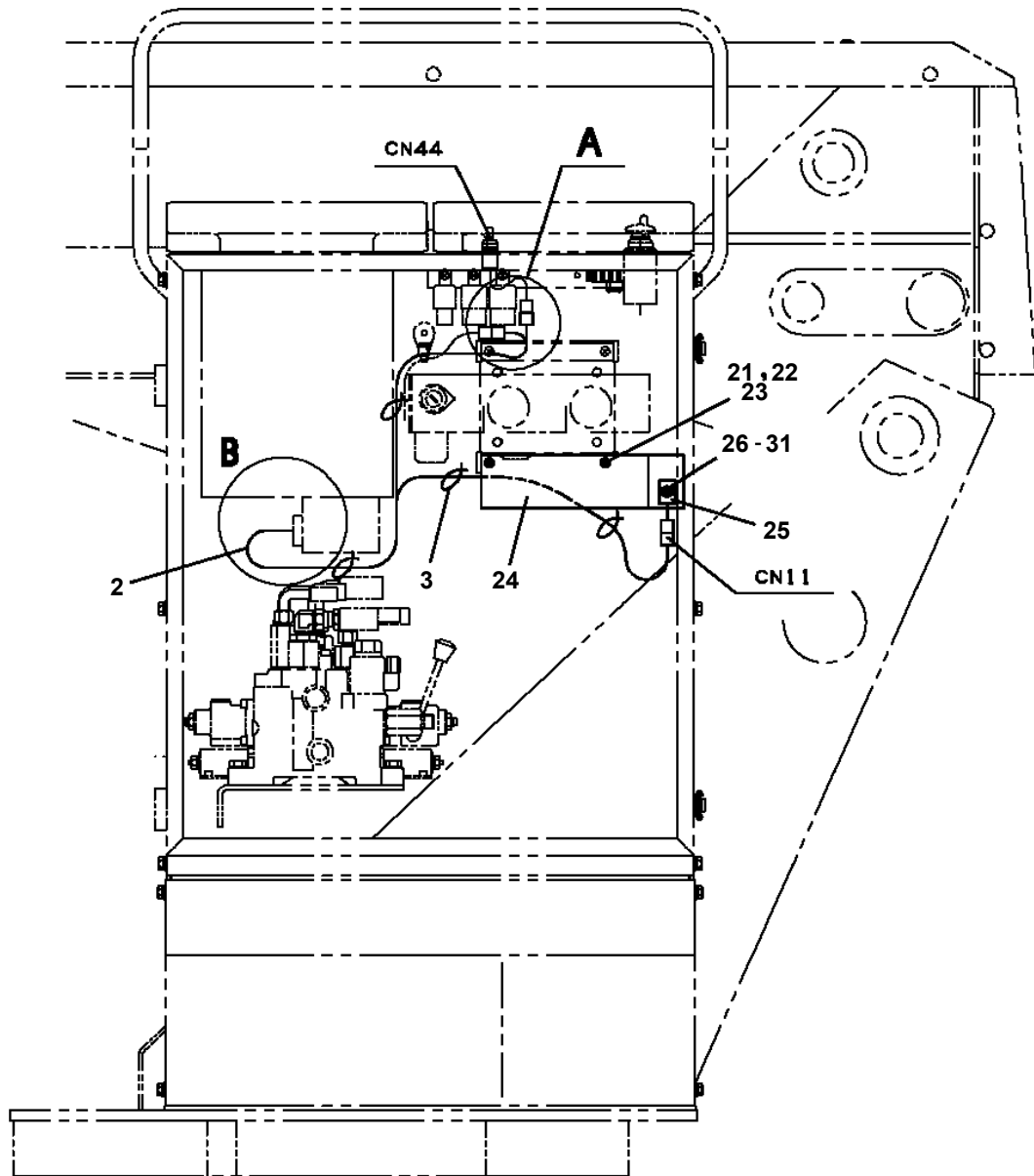
(三菱, トヨタ, 日野)



(いすゞ, 日産)

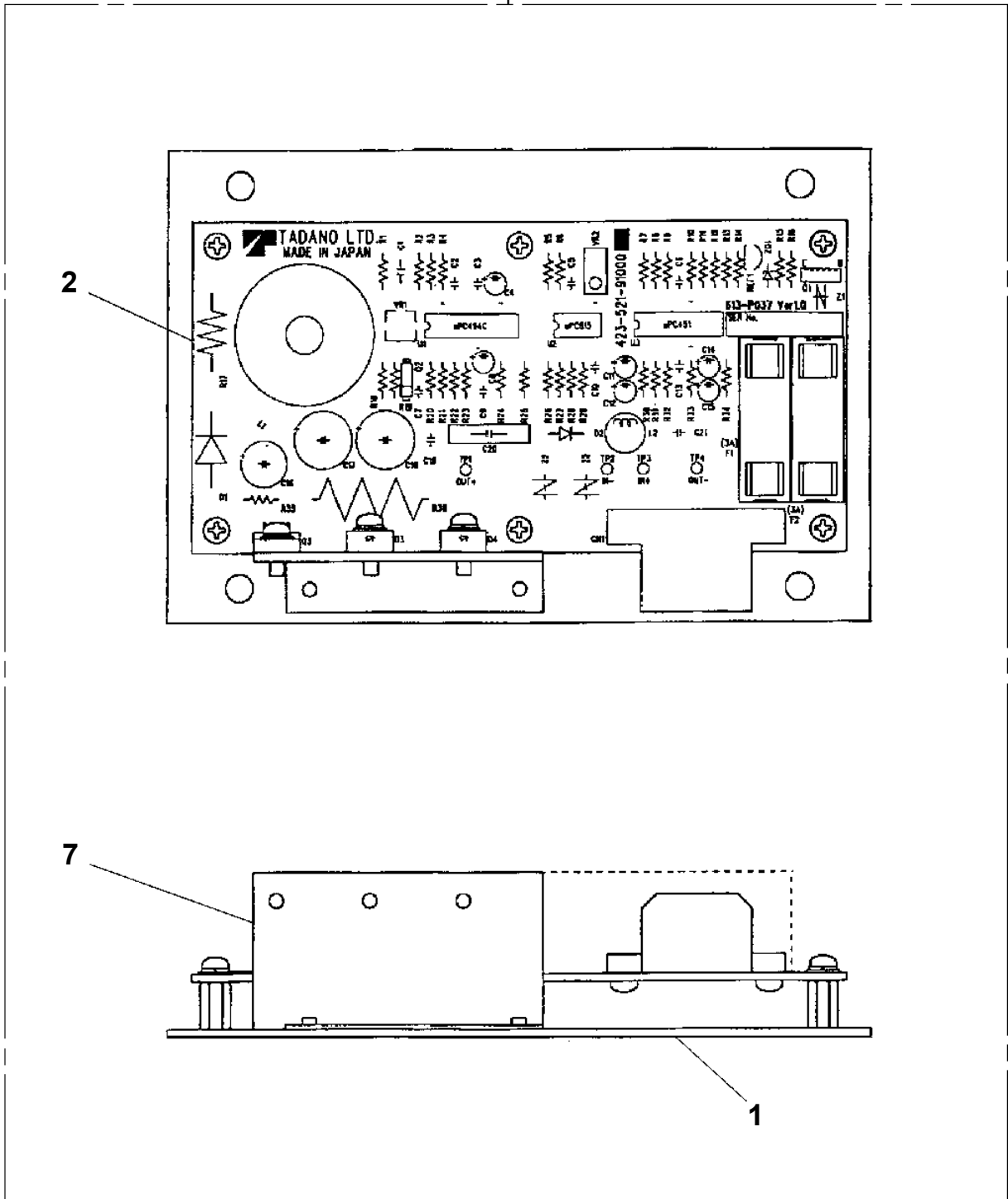
**B**

**AT-146-2 42095200046 UPPER  
PN1140117-00 SWITCH,DETECTOR (INTERLOCK/SWING FRAME)**

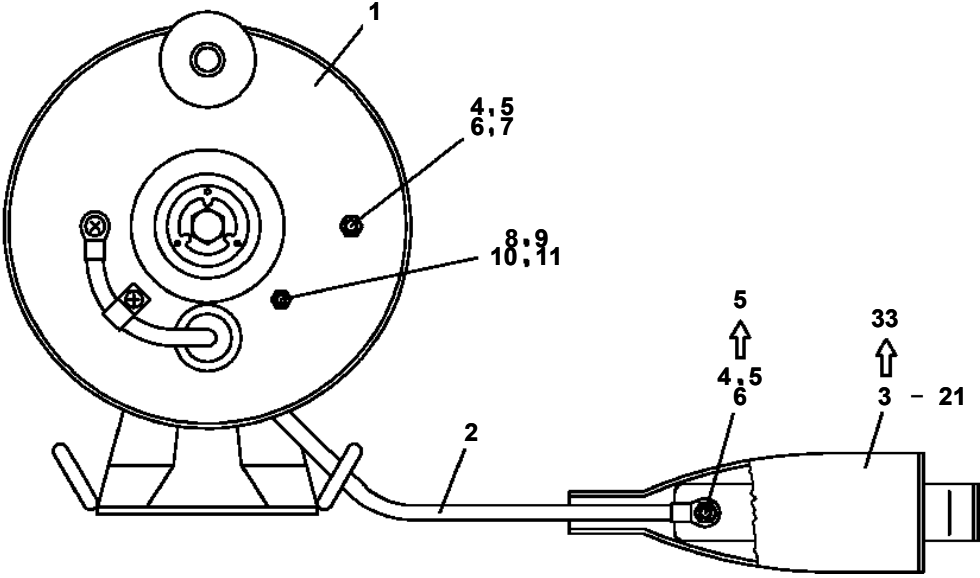
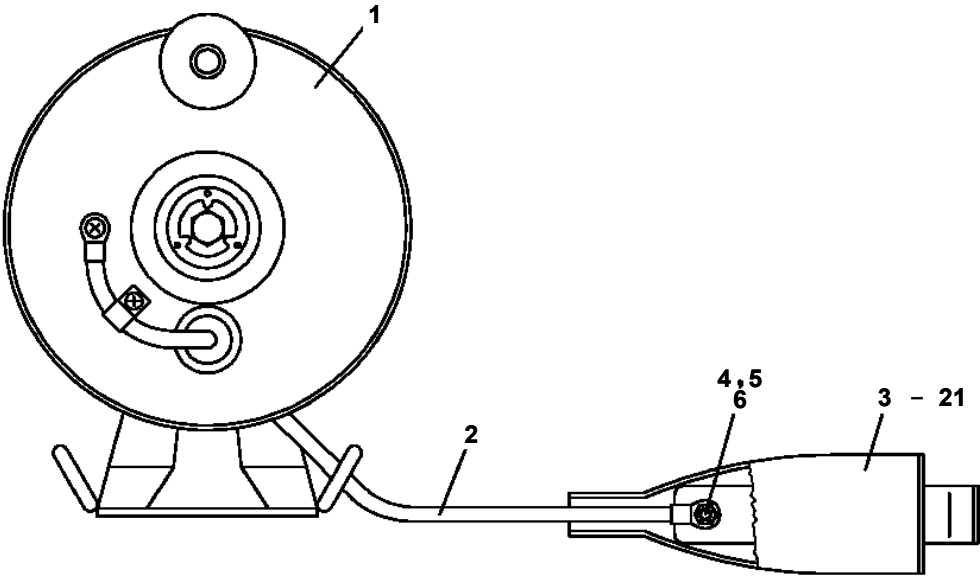


AT-146-2 42095200046 UPPER  
PN1190002-00 CONVERTER (DC-DC)

10



AT-146-2 42095200046 UPPER  
PN1350111-02 REEL, CORD



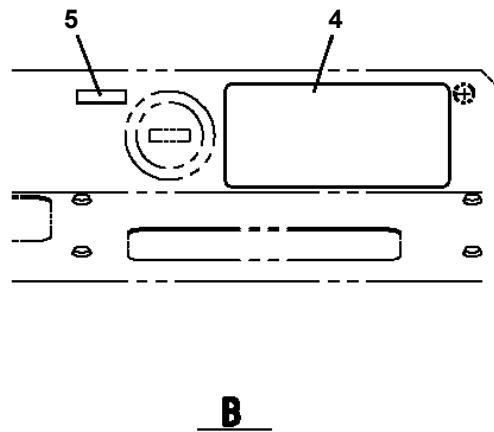
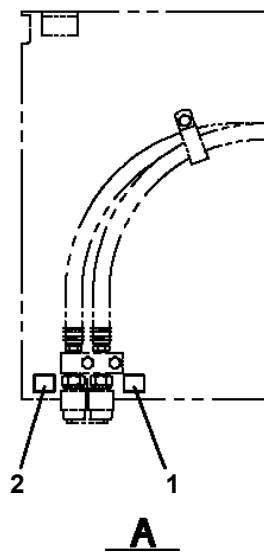
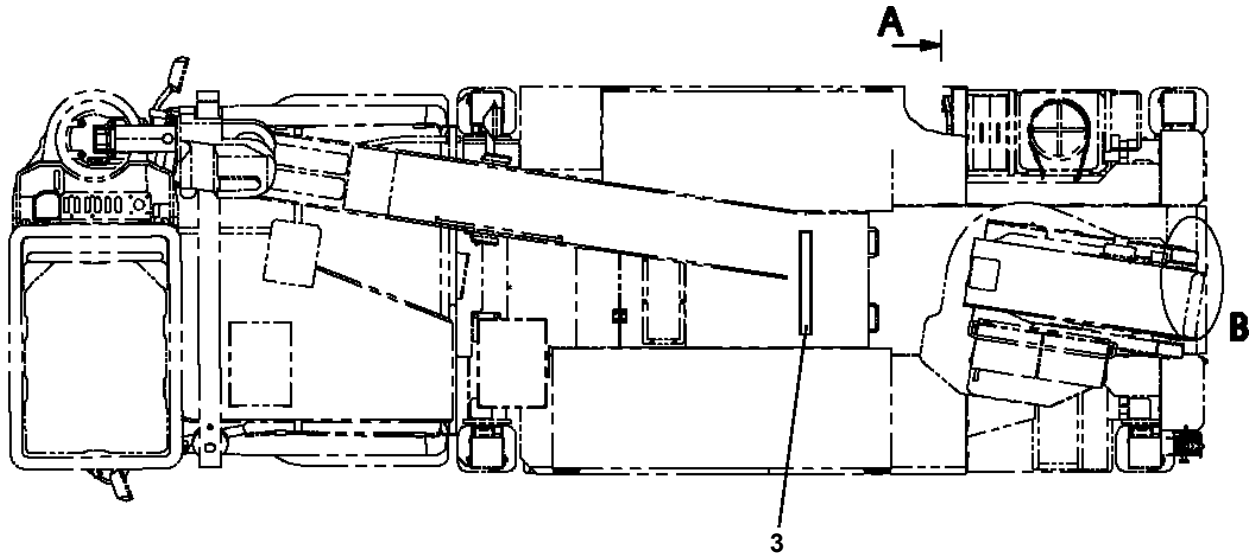
# AT-146-2 42095200046 UPPER

Pos No.	Parts No	Parts Name	Qty	Unit	Technical Data	Serial No (Start)	Serial No (End)	Remarks	Pages
15	82182809623	DIODE	3						
100	42421134100	HARNESS	1						

# AT-146-2 42095200046 UPPER

Pos No.	Parts No	Parts Name	Qty	Unit	Technical Data	Serial No (Start)	Serial No (End)	Remarks	Pages
1	42392583010	PLATE,NAME	1						
2	42331782090	PLATE,NAME	1						
3	42394783010	PLATE,NAME	1						
4	42331792040	PLATE,NAME	1						
5	42331782100	PLATE,NAME	1						
6	42391163120	PLATE,NAME	1						
7	42475721010	PLATE,NAME	1						
8	42393763020	PLATE,NAME	1						
9	42331322060	PLATE,NAME	1						
10	42331322050	PLATE,NAME	1						
11	42331322040	PLATE,NAME	1						
12	42331322030	PLATE,NAME	1						
13	42331322020	PLATE,NAME	1						
14	42331322010	PLATE,NAME	1						
15	42394783020	PLATE,NAME	1						
16	42331272010	PLATE,NAME	1						
17	42331272020	PLATE,NAME	1						
18	42331782110	PLATE,NAME	1						
19	42331272030	PLATE,NAME	1						
20	42394783060	PLATE,NAME	2						
21	42392583100	PLATE,CAUTION	1						
22	42392583110	PLATE,CAUTION	1						
23	42394782010	PLATE,CAUTION	1						
24	42391720040	PLATE,CAUTION	1						
25	42394783030	PLATE,NAME	1						
26	42394783050	PLATE,NAME	1						
27	42392583200	PLATE,CAUTION	1						

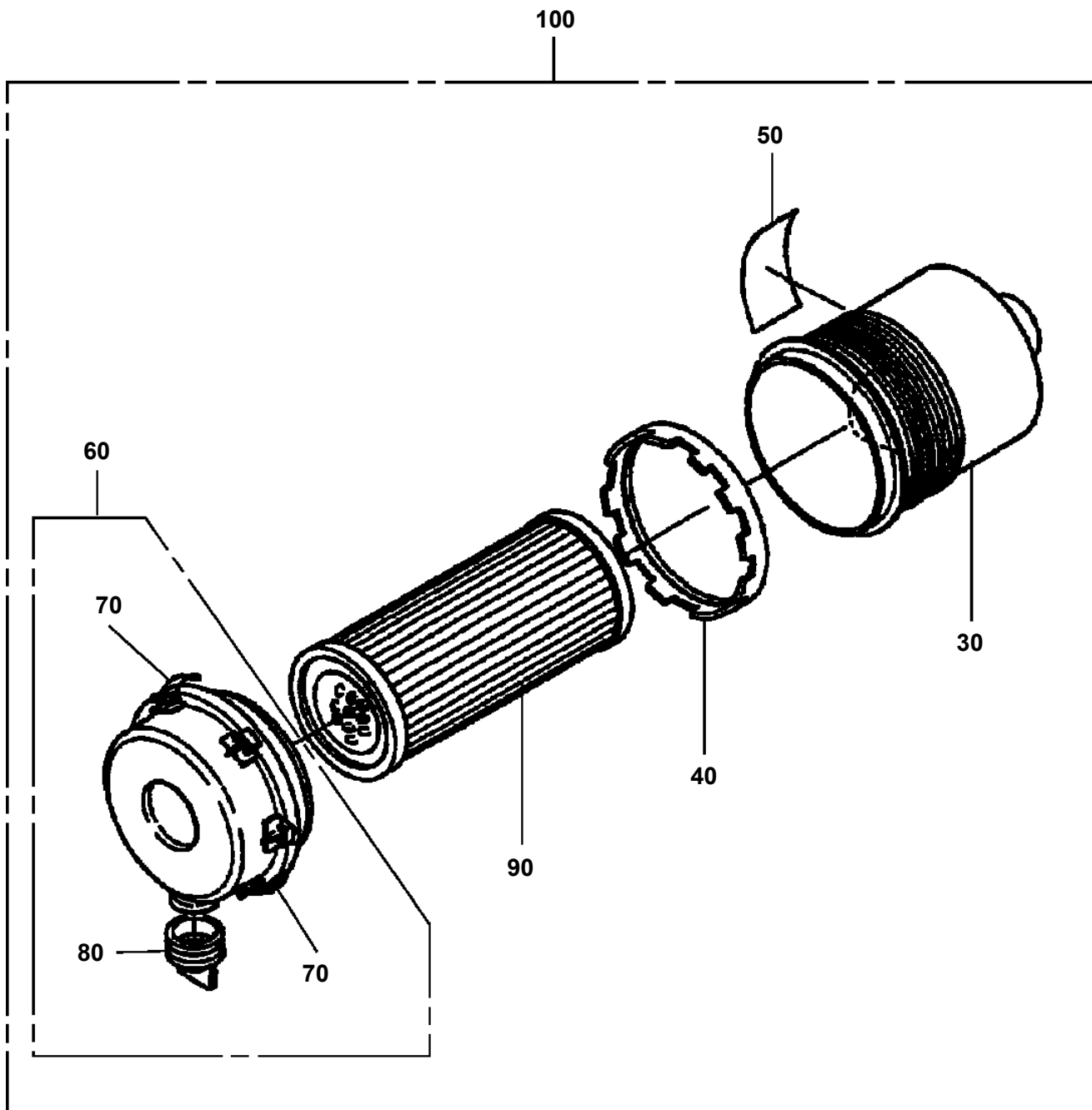
**AT-146-2 42095200046 UPPER  
PO1014026-00 PLATE ASSY,NAME (ENGINE UNIT)**



**AT-146-2 42095200046 UPPER  
PO1080059-00 PLATE,NAME (LIVE-LINE WORKING DEVICE)**

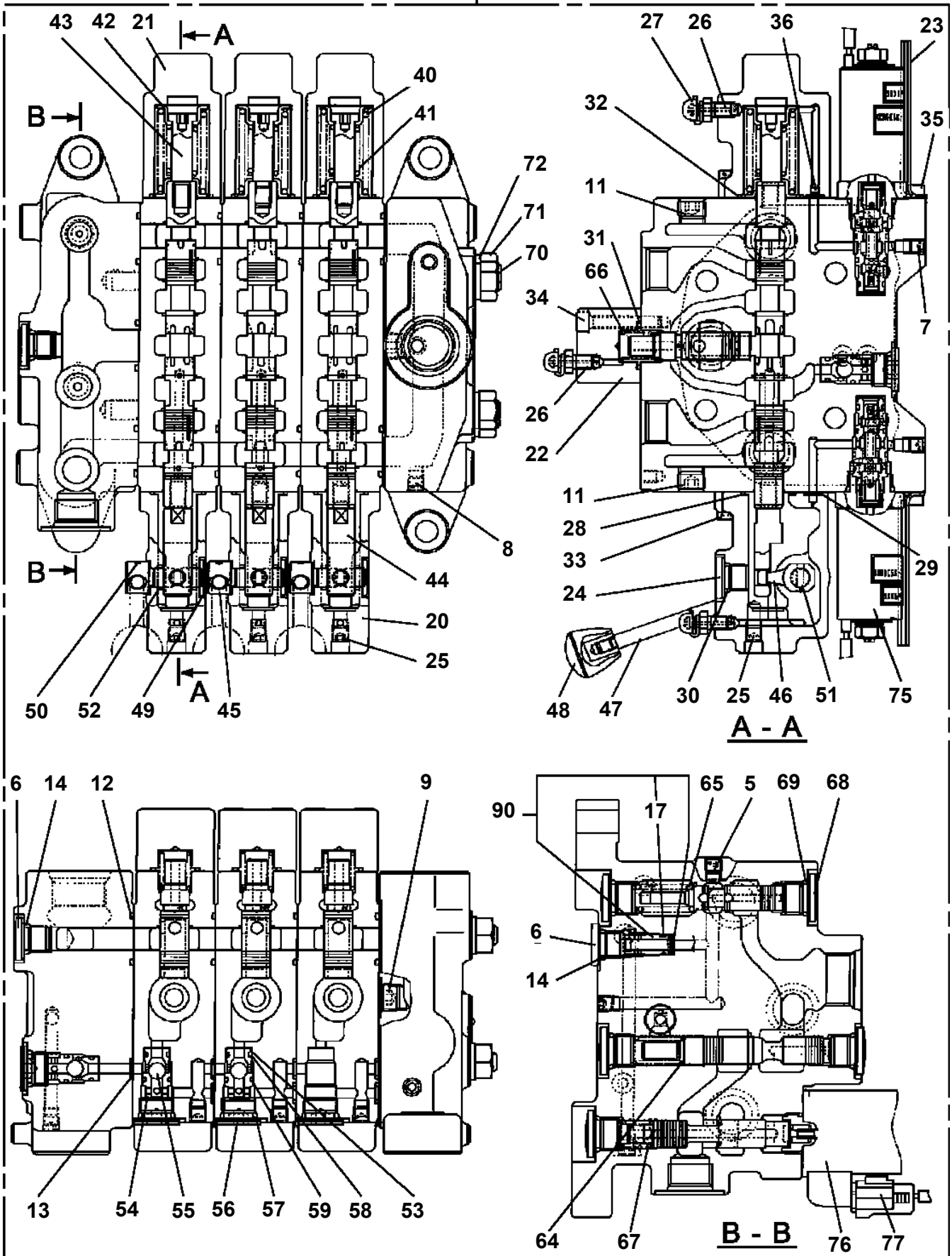
当銘板については、弊社出先サービス員経由で御用命ください。

AT-146-2 42095200046 UPPER  
PQ1070046-00 CLEANER,AIR



AT-146-2 42095200046 UPPER  
PV1020301-02 VALVE,REMOTE CONTROL

100



# AT-146-2 42095200046 UPPER

Pos No.	Parts No	Parts Name	Qty	Unit	Technical Data	Se
1	42470980100	SWITCH,PUSH	1			
2	82100002220	CABLE	5	M		
3	82100002173	CONNECTOR	1			
10	42470985000	SWITCH BOX (ELECTRIC BOOSTER, 5M,NANABOSI,SINKOU DENKI)	1			

# AT-146-2 42095200046 UPPER

Pos No.	Parts No	Parts Name	Qty	Unit	Technical Data	Serial No (Start)	Serial No (End)
1	42460821200	BLOCK,RUBBER (NAKAMURA)	4				
	42460821100	BLOCK,RUBBER (WAZUMI)	4				
2	42460012540	WEDGE (STOPPER FOR TIRE/NAKAMURA KIKI)	4				2289
	42460012530	WEDGE (STOPPER FOR TIRE/WAZUMI)	4				2289
	42460012550	WEDGE (STOPPER FOR TIRE/JUSTIN)	4			228923	
6	42470330000	ROPE (SAFETY,YELLOW:TD-TYPE)	2				

# AT-146-2 42095200046 UPPER

Pos No.	Parts No	Parts Name	Qty	Unit	Technical Data	Serial No (Start)	Serial No (End)
1	42460012540	WEDGE (STOPPER FOR TIRE/NAKAMURA KIKI)	1				

# AT-146-2 42095200046 UPPER

Pos No.	Parts No	Parts Name	Qty	Unit	Technical Data	Serial No (Start)	Serial No (End)
1	42731680000	WOOD BLOCK (WITH RUBBER,T=80)	1				

# AT-146-2 42095200046 UPPER

Pos No.	Parts No	Parts Name	Qty	Unit	Technical Data	Serial No (Start)	S
1	(***** *****)	WOOD BLOCK	4				2
	(***** *****)	WOOD BLOCK	1			227890	
2	42738221000	WOOD BLOCK (KANSAI DENRYOKU/DETACHABLE)	3			227890	

# AT-146-2 42095200046 UPPER

Pos No.	Parts No	Parts Name	Qty	Unit	Technical Data	Serial No (Start)	Serial No (End)	Rem
1	37000505120	PLATE	2					
2	90101210020	BOLT	4		M10X20			
3	90302041001	WASHER,SPRING	4		10			
4	90303071001	WASHER,PLAIN	4		10			
5	42831401000	BOX,TOOL (BOOM,LEFT SIDE)	1					
6	37000582930	PLATE	2					

# AT-146-2 42095200046 UPPER

Pos No.	Parts No	Parts Name	Qty	Unit	Technical Data	Serial No (Start)	Serial No (End)
2	42834717510	DOOR	1				
3	42834717520	DOOR	1				
4	42834767510	COVER	1				
5	42834717540	DRAWER	2				
6	42834717550	BRACKET	2				
7	42834717560	BRACKET	2				
8	42834717570	BRACKET	4				
9	42832517530	PLATE	3				
10	42834717580	PLATE	2				
11	42834767520	SEAT (WITH DOUBLE-STICK TAPE)	1				
12	42834717600	WEATHER STRIP	1		L=1400		
13	42834717610	WEATHER STRIP	1		L=1370		
14	42834717620	WEATHER STRIP	1		L=930		
15	42834767530	WEATHER STRIP	1		L=510		
16	42834767540	SPONGE (WITH DOUBLE-STICK TAPE)	1				
17	42832917570	HINGE SET (RIGHT)	2				
18	42832917580	HINGE SET (LEFT)	2				
19	42833157580	PIN	4				
20	42831877540	INSULATOR	1				
21	82400000393	INSULATOR	2				
22	42833607540	CATCH (WITH KEY)	4				
23	42833607550	CATCH (WITHOUT KEY)	1				
24	82464046113	GAS SPRING	1				
25	42832697590	BRACKET (FOR GAS SPRING)	1				
26	42832697600	BRACKET (FOR GAS SPRING)	1				
27	82464105902	HINGE	3				
28	82466115200	CATCH	1				
29	42833157590	STRIKER	5				
30	42834717650	RAIL (SLIDE)	4				
31	42833077610	BUSH	16				
32	42500577560	SCREW,MACHINE (SEMS)	2		M4X8		
33	42834457590	SCREW,MACHINE (SEMS)	1		M4X12		
34	42834457620	SCREW,MACHINE (SEMS)	2		M4X16		
35	80192435010	SCREW,MACHINE	12		M5X10		
36	42834627560	SCREW,MACHINE (SEMS)	10		M5X12		
37	42500577550	BOLT,SEMS	4		M6X16		
38	99164406014	BOLT (M6X14,WITH WASHER)	8				
39	99164410020	BOLT (M10X20,WITH WASHER)	8				
40	42834557650	BOLT	9		M4X10		
41	80175804010	SCREW,MACHINE	10		M4X10		
42	42834457610	SCREW,MACHINE	10		M5X10		
43	42834717660	SCREW,MACHINE	32		M4X6		
100	42834761000	BOX,TOOL	1				

# AT-146-2 42095200046 UPPER

Pos No.	Parts No	Parts Name	Qty	Unit	Technical Data	Serial No (Start)	Serial No (End)	Remarks	Pages
1	42441622600	SUPPORT	1				227788		
	42442142100	SUPPORT	1			227789			
2	90101208014	BOLT	10		M8X14				
3	90302040801	WASHER,SPRING	10		8				
4	90303070801	WASHER,PLAIN	2		8				
6	42441622400	SUPPORT	1						
7	42441622700	CUSHION	1				227788		
	42441622700	CUSHION	2			227789			
8	90101206016	BOLT	2		M6X16		227788		
	90101206016	BOLT	4		M6X16	227789			
9	37000551250	PLATE	2				227788		
	37000551250	PLATE	4			227789			
21	37000570750	PLATE	1						
22	37000570760	PLATE	3						
23	37000571630	PLATE	1						
31	42441622300	SUPPORT	1						
32	42693793300	SUPPORT	1						
33	82430153010	KNOB	1						
34	90101212030	BOLT	1		M12X30				
35	42693793400	ROD	1						
36	37000311380	PIN	2						
37	37000169080	PIN	2						
38	80601110100	RING,RITAINING	4		S10				
39	80172803006	SCREW,MACHINE	2		M3X6				
40	90302040301	WASHER,SPRING	2		3				

# AT-146-2 42095200046 UPPER

Pos No.	Parts No	Parts Name	Qty	Unit	Technical Data	Serial No (Start)	Serial No (End)	Remarks	Pa
1	42509300100	SUPPORT	1						
2	(***** )	BATTERY ASSY	1						000
3	90101208016	BOLT	8		M8X16				
4	90302040801	WASHER,SPRING	8		8				
5	(***** )	BATTERY	1						000
6	42503830200	HARNESS	1						
7	91810132530	FASTENER	20						
8	91850400601	CLAMP	2						
9	42930890210	PLATE,NAME	1						
10	37002201980	PLATE,NAME	2						
11	42501430200	PLATE,NAME (FUSE)	1						
12	82100001837	FUSE	1		5A				

# AT-146-2 42095200046 UPPER

Pos No.	Parts No	Parts Name	Qty	Unit	Technical Data	Serial No (Start)	Serial No (End)	Re
1	42470590000	CLAMP HEAD (O.D.K 7.5TON 3M)	1					

# AT-146-2 42095200046 UPPER

Pos No.	Parts No	Parts Name	Qty	Unit	Technical Data	Serial No (Start)	Serial No (End)	Rem
1	42473857510	SCREW	4					
2	42473857515	SPRING	4					
3	80560053000	BALL,STEEL	4		1/8			
4	42473857520	HEAD (TITAN)	1					
5	42473857530	SPRING	1					
6	42473857535	PIN	1					
7	42473857540	COLLAR	1					
8	42473857545	SPRING	1					
9	42473857550	PISTON	1					
10	91411003500	RING,BACKUP	1					
11	91001103500	O-RING	1		1A P35			
12	42473857560	CYLINDER	1					
13	42473857570	HOLDER	1					
14	42473857575	CAP	1					
15	91001101400	O-RING	1		1A P14			
16	42473857580	CAP	1					
17	42473857590	COVER	1					
18	42473857595	BUTTON (PUSH )	1					
19	42473857600	SPRING	1					
20	42473857605	SWITCH	1					
21	42473857610	HOLDER (SWITCH)	1					
22	42473857615	SCREW	1					
24	42473857620	BINDER	4					
25	42473857625	TUBE	1					
26	42473857630	TUBE	1					
27	42473857635	TUBE	1					
28	42473857640	BINDER	6					
29	42473857645	HOSE	1					
30	42473857650	JOINT	1					
31	42473857655	CABLE	1					
32	42473857660	PLUG (SANWA)	1					
38	80136320010	PIN,SPLIT	1		2X10			
39	42473857675	SEPARATOR	1					
61	42473857670	PROTECTOR ASSY	1					
62	42473857690	CLAMP ASSY	1					
100	42473850000	CLAMP HEAD (IZUMI 8TO,3.5M)	1					

# AT-146-2 42095200046 UPPER

Pos No.	Parts No	Parts Name	Qty	Unit	Technical Data	Serial No (Start)
1	42473190000	CUTTER HEAD (IZUMI 6.4TON 2.5M ELECTRICSANWA)	1			

# AT-146-2 42095200046 UPPER

Pos No.	Parts No	Parts Name	Qty	Unit	Technical Data	Serial No (Start)	Serial No (End)	Remarks
1	42473650000	ROPE (SAFETY,0.5M,D=24)	1					

# AT-146-2 42095200046 UPPER

Pos No.	Parts No	Parts Name	Qty	Unit	Technical Data	Serial No (Start)	Serial No (End)	Remarks	Pages
1	42470121000	ARM ASSY	1						
2	42470122000	HOLDER	3						
3	42470123000	CLAMP ASSY	1						
4	42470044000	HOT STICK	1						
5	42475751001	SUPPORT	1						
6	90101216150	BOLT	1		M16X150				
7	90303071601	WASHER,PLAIN	2		16				
8	90201201600	NUT	2		M16				
9	42220011200	SUPPORT	1						
21	42470121100	ARM	1						
22	42470121200	CAP	2						

# AT-146-2 42095200046 UPPER

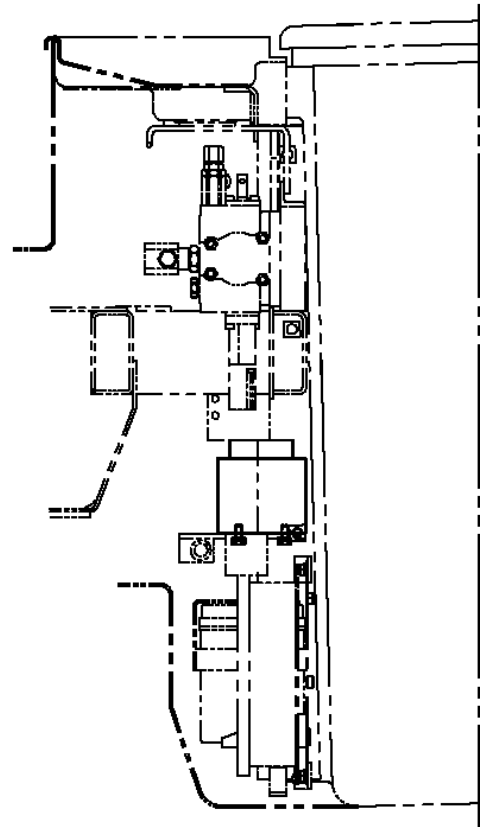
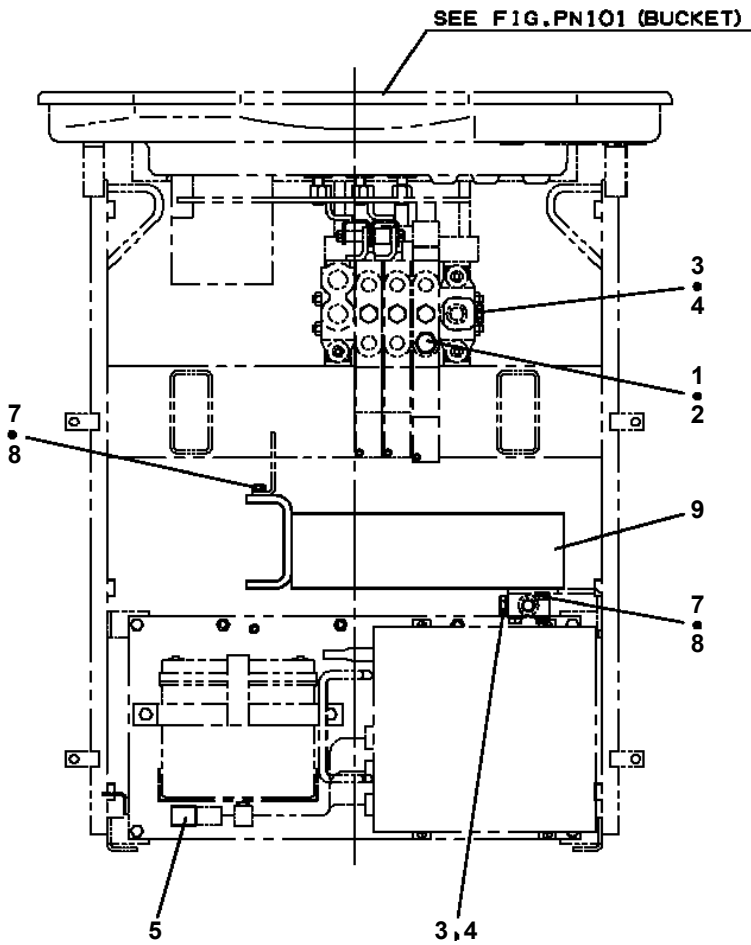
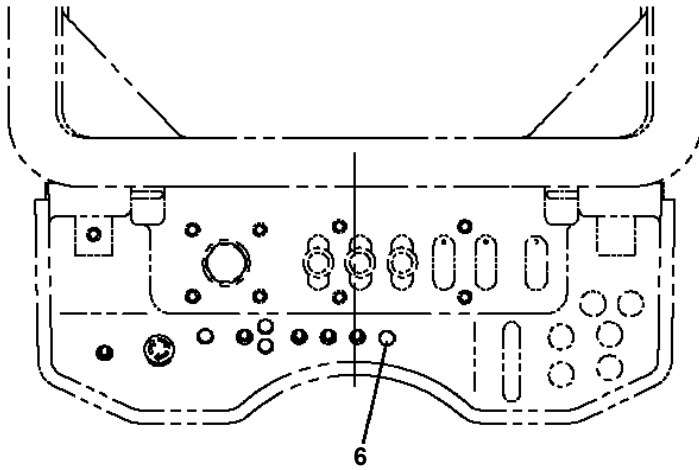
Pos No.	Parts No	Parts Name	Qty	Unit	Technical Data	Serial No (Start)	Serial No (End)	Remarks	Pages
1	42470121000	ARM ASSY	1						
2	42470421000	HOLDER	3						
3	42470123000	CLAMP ASSY	1						
4	42470044000	HOT STICK	1						
5	42476851000	SUPPORT	1						
6	90101216130	BOLT	1		M16X130				
7	90303071601	WASHER,PLAIN	2		16				
8	90201201600	NUT	2		M16				
9	42220011200	SUPPORT	1						
21	42470121100	ARM	1						
22	42470121200	CAP	2						

# AT-146-2 42095200046 UPPER

Pos No.	Parts No	Parts Name	Qty	Unit	Technical Data	Serial No (Start)	Serial No (E
1	37002461530	HOSE	1		L=540		
2	80456240600	JOINT,SELF SEALING (WITH DUST CAP)	1				
3	36631120050	NUT	1		M20		
4	82400000422	FASTENER	1				
5	42310040050	ROPE (TETORON)	1				
6	82100001735	SLEEVE	2				
7	91810130230	FASTENER	1				
8	37000925920	JOINT	1				
9	42478162100	JOINT	1				
10	37002471180	HOSE	1		L=465		
12	37000928400	JOINT	1				
31	42471437520	CAP	1				

AT-146-2 42095200046 UPPER  
PY1160092-00 BOOSTER (NON,BOOSTER)

標準バケットの場合



# AT-146-2 42095200046 UPPER

Pos No.	Parts No	Parts Name	Qty	Unit	Technical Data	Serial No (Start)	Serial No (E
1	42479232100	SUPPORT	1				
2	80456240600	JOINT,SELF SEALING (WITH DUST CAP)	2				
3	42475533100	LEVER	1				
4	82430208020	GRIP	1				
5	90101206010	BOLT	2		M6X1.0		
6	90302040601	WASHER,SPRING	2		6		
7	36631120050	NUT	2		M20		
8	42479232201	VALVE,MANUAL CONTROL	1				
9	37002471180	HOSE	1		L=465		
10	82104501180	SWITCH,LIMIT	1				
11	37000929040	JOINT	2				
12	42310040050	ROPE (TETORON)	2				
13	82100001735	SLEEVE	4				
14	91810130230	FASTENER	10				
15	37000925920	JOINT	1				
16	37000526010	PLATE	2				
17	37000928400	JOINT	1				
18	80301050100	FITTING	2				
19	42478183020	PLATE,NAME	1				
20	42478183030	PLATE,NAME	1				
21	81408000160	PIPE,STEEL	1	M	12X1.4T		
22	81408000160	PIPE,STEEL	1	M	12X1.4T		
23	80302090161	FITTING	2		KCO12-030N		
24	80400160209	CAP	1				
25	80400160210	CAP	1				
26	89630701000	HOSE,VINYL	2		10X15,1M		
27	91801300160	CLIP	1		D=14-16		
41	42471437520	CAP	2				

# AT-146-2 42095200046 UPPER

Pos No.	Parts No	Parts Name	Qty	Unit	Technical Data	Serial No (Start)	Serial No (End)	Remarks
1	42736653010	COVER (SIDE)	1					
2	91002806000	O-RING	1		1B P60			
3	91411006000	RING,BACKUP	1		P60			
4	36050345020	HEAD	1					
5	12235104020	SPRING	1					
6	80560061000	BALL,STEEL	1		3/8			
7	36050345030	PACKING SET	1					
8	36051485020	TUBE	1					
9	42736653020	TUBE	1					
10	91001209500	O-RING	2		1A G95			
11	36050395042	COVER (B)	1					
12	91411004200	RING,BACKUP	1		P42			
13	91001104200	O-RING	1		1A P42			
14	36050395051	ROD	1					
15	36050395061	TUBE	1					
16	36050395071	ROD,PUSH	1					
17	91002802600	O-RING	1		1B P26			
18	36050345090	PISTON	1					
19	91411009000	RING,BACKUP	2		P90			
20	91001109000	O-RING	1		1A P90			
21	36050125110	NUT	1					
22	36050845012	COVER (SIDE)	1					
23	91002801200	O-RING	1		1B P12			
24	80602110170	RING,RITAINING	1		R17			
25	91002801000	O-RING	2		1B P10			
26	90201201000	NUT	1		M10			
27	36050125130	BUSH	1					
28	91001100800	O-RING	1		1A P8			
29	91411000800	RING,BACKUP	1					
30	36050395102	BOLT,STUD	4		M14X1.5			
31	90209701400	NUT	4		M14			
32	36050801400	WASHER,PLAIN	4					
33	91002909500	O-RING	2		1B G95			
34	90131505015	BOLT,HEXAGON SOCKET	4		M5X15			
35	90740006060	SCREW,SET	1		M6X6			
36	42732457530	PLATE ASSY	1					
38	90131508020	BOLT,HEXAGON SOCKET	4		M8X20			
39	42475953000	SWITCH,BOOSTER	1					
40	80316030040	PLUG	1		PT1/4			
41	91002800800	O-RING	1		1B P8			
50	42736603000	BOOSTER	1					

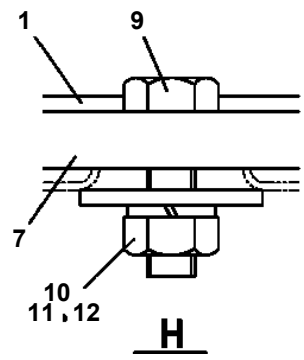
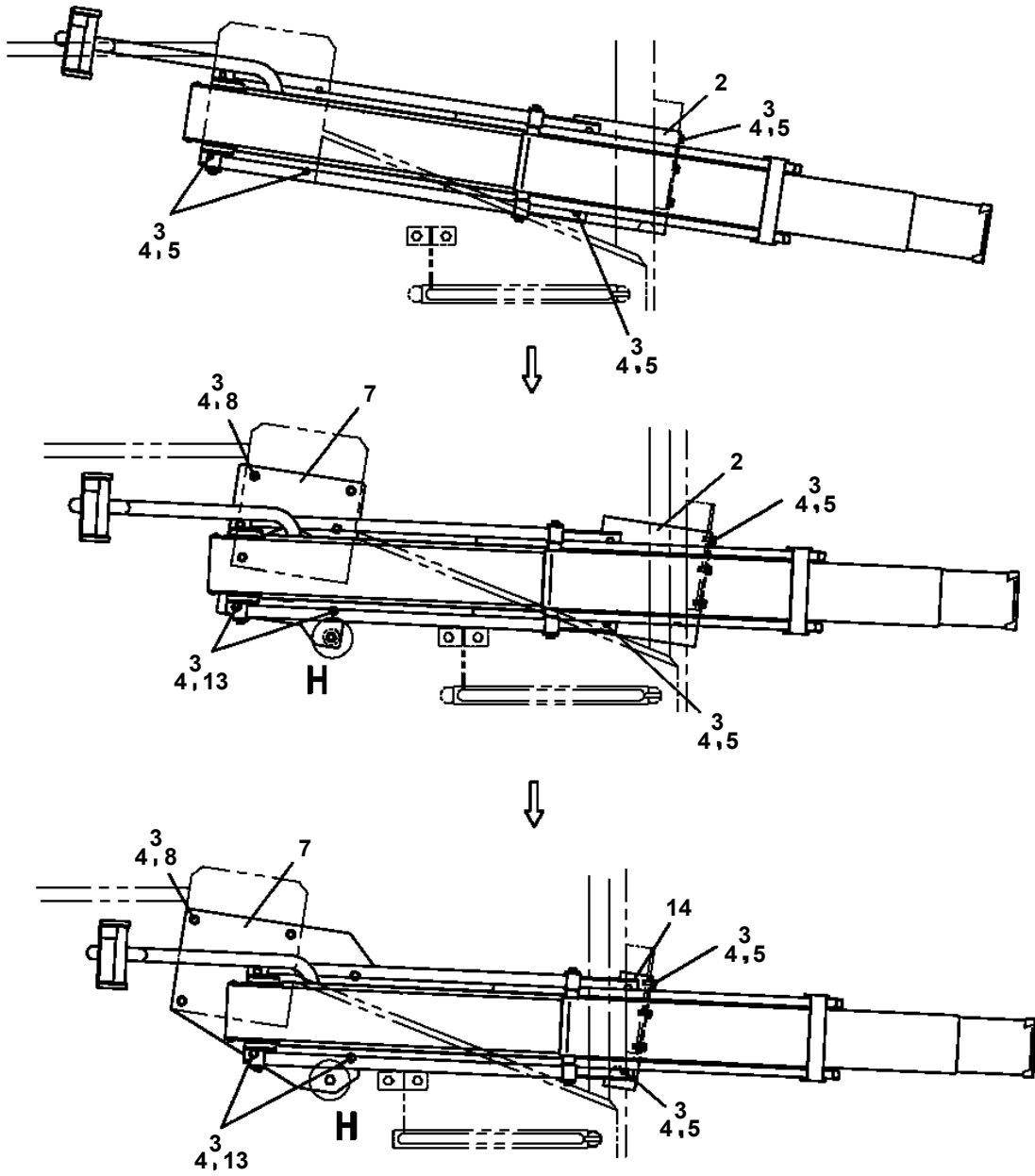
# AT-146-2 42095200046 UPPER

Pos No.	Parts No	Parts Name	Qty	Unit	Technical Data	Serial No (Start)	Serial No
1	42474530100	LAMP ASSY	1				
2	90813108020	BOLT,WING	1		M8X20		
3	91810130240	FASTENER	1				
4	82100002002	CLAMP	2		WR6		
5	90201200600	NUT	2		M6		
6	90302040601	WASHER,SPRING	2		6		
7	42736670100	HARNESS	1				
8	42736670200	SUPPORT	1				
21	82165904020	LAMP	1		24V 60W		
22	90101212020	BOLT	1		M12X20		
23	90302041201	WASHER,SPRING	1		12		
24	37000159530	PIN	1				
25	80620210160	PIN,SNAP	1				
31	82100000054	BULB,LAMP	1		24V 60W		
36	82100002838	SWITCH ASSY (WITH HARNESS,TERMINAL)	1				

# AT-146-2 42095200046 UPPER

Pos No.	Parts No	Parts Name	Qty	Unit	Technical Data	Serial No (Start)	Serial No (End)
1	(*****)	BOOSTER (AIR&ELECTRIC)	1				
2	(*****)	BOOSTER (WIRING/ELEC.SELECTOR)	1				
3	(*****)	BOOSTER (PIPING/AIR&ELEC.SELECT.)	1				

AT-146-2 42095200046 UPPER  
PY1550029-01 TOOL SUPPORT (JIB STOWING)



# AT-146-2 42095200046 UPPER

Pos No.	Parts No	Parts Name	Qty	Unit	Technical Data	Serial No (Start)	Serial No (End)
5	80456210600	JOINT,SELF SEALING	2				
10	42472480000	HOSE,BOOSTER (FEMALE-FEMALE,3M)	1				

# AT-146-2 42095200046 UPPER

Pos No.	Parts No	Parts Name	Qty	Unit	Technical Data	Serial No (Start)	Serial No
1	80456210600	JOINT,SELF SEALING	1				
2	42471807510	HOSE ASSY	1		2M		
3	42470362100	JOINT,SELF SEALING	1				
4	42471807520	HOSE,AIR	1		2M		
5	42470362200	PUMP	1				
6	80456240600	JOINT,SELF SEALING (WITH DUST CAP)	1				
7	42470367840	TUBE	2		25X0.15M		
8	42470367780	JOINT	1				
21	42471437520	CAP	1				
50	42471800000	HOSE,BOOSTER (WITH AIR BALLOON,2M)	1				

## AT-146-2 42095200046 UPPER

Pos No.	Parts No	Parts Name	Qty	Unit	Technical Data	Serial No (Start)	Serial No (End)	Rema
2	42460011010	EARTH	1					
3	90101208012	BOLT	2		M8X12			
4	90302040801	WASHER,SPRING	2		8			
5	90101210016	BOLT	4		M10X16			
6	90302041001	WASHER,SPRING	4		10			
7	42737940100	SUPPORT	1					
21	36160370000	REEL,CORD (FOR EARTHING)	1					
22	37002702730	CABLE ASSY	1		8X10000			
23	82124331000	CLIP (WITH CAP/BLACK)	1					
24	90201200500	NUT	1		M5			
25	90302040501	WASHER,SPRING	1		5			
26	90303070501	WASHER,PLAIN	1		5			
41	42733317510	CAP	1					

# AT-146-2 42095200046 UPPER

Pos No.	Parts No	Parts Name	Qty	Unit	Technical Data	Serial No (Start)	Serial No (End)
1	42472191000	WRENCH,IMPACT	1				
2	80460003080	JOINT	2		S,G3/8-3/4-16UNF		
3	37002417130	HOSE	2		L=2900		
4	91810132530	FASTENER	5				
5	80456020610	JOINT,SELF SEALING	1				
6	42340013200	JOINT,SELF SEALING (WITH CAP)	1				
11	42340017550	CAP (DUST)	1				
16	42340017510	CAP (DUST)	1				

CLICK HERE TO **DOWNLOAD** THE COMPLETE MANUAL

- Thank you very much for reading the preview of the manual.
- You can download the complete manual from: [www.heydownloads.com](http://www.heydownloads.com) by clicking the link below



- Please note: If there is no response to CLICKING the link, please download this PDF first and then click on it.

CLICK HERE TO **DOWNLOAD** THE COMPLETE MANUAL