


**Service Parts Catalog**  
**Liste de Pièces De Rechange**  
**Ersatzteilliste**  
**Catalogo Pezzi di Ricambio**  
**Onderdelenlijst**



**MODEL L-250**  
**MODEL L-255**  
**SKID-STEER LOADERS**



**Catalog 5025020**

**ISSUE 8-92**

Printed in the U.S.A.

CLICK HERE TO **DOWNLOAD** THE COMPLETE MANUAL


- Thank you very much for reading the preview of the manual.
- You can download the complete manual from: [www.heydownloads.com](http://www.heydownloads.com) by clicking the link below




- Please note: If there is no response to CLICKING the link, please download this PDF first and then click on it.

CLICK HERE TO **DOWNLOAD** THE COMPLETE MANUAL

**L-250 & L-255<sup>J</sup>  
SKID-STEER LOADERS**





1-21  
**L-250 & L-255  
 SKID-STEER LOADERS**

FIG. 4 - SEAT ASSEMBLY (ASN 751251)  
 SITSAUFBAU (ASN 751251)  
 SIÈGE (ASN 751251)  
 CONJUNTO DES ASIENTO (ASN 751251)

REF	FN	PART NUMBER	FINIS	YR/SN	QTY	DESCRIPTION
1		861683	8861683		1	Seat
		256873	8256873		4	Screw, Self-Locking, HWH, USR, 5/16" x 1/2"
2		861682	8861682		1	Switch
		87959	8087959		2	Screw, Machine, 1/4" x 1/2", RH
		280279	8280279		2	Washer, Lock, Ext. T, 1/4"
3		861326	8861326		1	Wire Harness
4		675162	8675162		1	Clamp
		256873	8256873		1	Screw, Self-Locking, HWH, USR, 5/16" x 1/2"
		145458	8145458		1	Nut, Flange, USR, 5/16"-18"
5		9601015	9601015		1	Sheet
6		857826	8857826		1	Angle, LH
		255918	8255918		2	Screw, Self-Locking, HWH, USR, 3/8" x 3/4"
7		9601694	9601694		1	Angle, RH
		255918	8255918		2	Screw, Self-Locking, HWH, USR, 3/8" x 3/4"
8	(1)	9601734	9601734		1	Connector Half Assy., AM Safe
		87809	8087809		1	Screw, Cap, HH, G5, 1/2" x 1"
		88871	8088871		1	Nut, Lock 1/2"
9	(1)	9825295	9825295		1	Buckle Half Assy., AM Safe
		87809	8087809		1	Screw, Cap, HH, G5, 1/2" x 1"
		88871	8088871		1	Nut, Lock 1/2"
		87256	8087256		1	Screw, Machine, TH, 5/16" x 1"
		80664	8080664		1	Washer, 5/16"
		280376	8280736		1	Nut, Lock 5/16"
10	(1)(2)	9820622	9820622		1	Seat Belt, Both Halfs, Indiana Mill
	(1)	238931	8238931		1	Seat Belt Assy., 3" LRS W/2 Anchor Brackets & Hardware
	(1)(2)	9846450	9846450		1	Seat Belt Assy, 3" W/RS
		9846445	9846445		1	Includes: Seat Belt
		9846451	9846451		1	Angle Bracket
		9846452	9846452		1	Plate
		87909	8087909		1	Screw, Cap
		88871	8088871		1	Nut, Lock

(1) - L-250  
 (2) - L-255

1-31  
**L-250 & L-255  
 SKID-STEER LOADERS**

FIG. 8 - BOOM & BUCKET CYLINDER HYDRAULICS  
 AUSLEGER-& SCHAUFELZYLINDER-HYDRAULIK  
 SYSTÈME HYDRAULIQUI DE VÉRIN DE FLÈCHE ET DE GODET  
 SISTEMA HIDRÁULICO DEL CILINDRO DEL AGUILÓN Y CUCHARÓN

REF	FN	PART NUMBER	FINIS	YR/SN	QTY	DESCRIPTION
1		763939	8763939		2	Bucket Cylinder Assy.
2		763938	8763938		2	Boom Cylinder Assy.
3		766500	8766500		1	Hose Assy., 3/8" ID x 23" Lg. (9.5mm x 584mm) Includes: (1) Fig. 4
4		9617873	9617873		AR	O-Ring
5		86300-S36	3901693		5	Connector Assy. Includes: (1) Fig. 4
6		129274	8129274		1	Nut, Swivel Run Tee
7		766402	8766402		1	Hose, 3/8" ID x 17-1/2" Lg. (9.5mm x 444.5mm)
8		766397	8766397		1	Tube Assy., 3/8" OD x 48.5" Lg. (9.5mm x 1232mm)
		235670	8235670		2	Sleeve
		136658	8136658		2	Nut
9		766407	8766407		2	Hose Assy., 3/8" ID x 17-1/2" Lg. (9.5mm x 444.5mm) Includes: (1) Fig. 4
10		76355	8076355		1	Tee, Union
11		9847498	9847498		1	Tube Assy., 3/8" OD x 59.3" Lg. (9.5mm x 1506mm)
		235670	8235670		2	Sleeve
		136658	8136658		2	Nut
12		636308	8636308		5	Clamp, Single 3/8" (9.5mm)
		280786	8280786		1	Screw, Self-Tapping, HH, 1/4" x 1-1/4"
		87716	8087716		4	Screw, Cap, HH, G5, 1/4" x 1-1/4"
		80701	8080701		5	Washer, 1/4"
		80682	8080682		1	Washer, Lock 1/4"
		523282	8523282		4	Nut, Hex Flange, USR
13		605025	8605025		3	Clip
		88825	8088825		3	Screw, Self-Tapping, HWH, 5/16" x 1.25
14		698358	8698358		3	Bushing
15		766418	8766418		2	Tube Assy., 3/8" OD x 29" Lg. (9.5mm x 739mm)
		235670	8235670		2	Sleeve
		136658	8136658		2	Nut
16		766416	8766416		2	Tube Assy., 3/8" OD x 8" Lg. (9.5mm x 203mm)
		235670	8235670		2	Sleeve
		136658	8136658		2	Nut
17		766408	8766408		2	Hose, 3/8" ID x 40" Lg. (9.5mm x 1016mm) (See Fig. 13 in Control Valve Hydraulics)
18		766410	8766410		4	Hose, 3/8" ID x 21" Lg. (9.5mm x 533mm) (See Fig. 8 in Boom Cylinder Hydraulics)

AR - As Required

1-41  
**L-250 & L-255**  
**SKID-STEER LOADERS**

FIG. 13 - TRANSMISSION, MOTOR & GEAR PUMP HYDRAULICS  
 GETRIEBE, MOTOR- & ZAHNRAD-PUMPENHYDRAULIK  
 SYSTÈME HYDRAULIQUE, TRANSMISSION, MOTEUR ET POMPE À ENGRENAGE  
 SISTEMA HIDRÁULICO DE LA BOMBA DE LA TRANSMISIÓN, MOTOR Y ENGRANAJES

REF	FN	PART NUMBER	FINIS	YR/SN	QTY	DESCRIPTION
1	(1)	763947	8763947		1	Gear Pump Assy. (See Separate Breakdown)
1	(2)	858002	8858002		1	Gear Pump Assy. (See Separate Breakdown)
2		858046	8858046		2	Hydraulic Motor Assy. (See Separate Breakdown)
		280420	8280420		8	Bolt, Carr., G5, 1/2" x 1-1/2"
		65319	8065319		8	Washer
		88871	8088871		8	Nut, Hex Lock, GC, 1/2"
3	(1)(4)	763946	8763946		1	Piston Pump Assy., LH (See Separate Breakdown)
	(1)(3)	9805811	9805811		1	Piston Pump Assy.
	(2)	9806488	9806488		1	Piston Pump Assy.
		87689	8087689		2	Screw, Cap, HH, 1/2" x 1-1/2"
		80679	8080679		2	Washer, Lock 1/2"
		280431	8280431		2	Nut, Hex, G5, 1/2"
4	(1)(4)	763945	8763945		1	Piston Pump Assy., RH (See Separate Breakdown)
	(1)	9805811	9805811		1	Piston Pump Assy.
	(2)	9806488	9806488		1	Piston Pump Assy.
		87689	8087689		2	Screw, Cap, HH, G5, 1/2" x 1-1/2"
		80679	8080679		2	Washer, Lock, 1/2"
		280431	8280431		2	Nut, Hex, G5, 1/2"
5	(1)	764054	8764054		1	Angle, Gear Pump Mount
		88011	8088011		1	Screw, Cap, HH, G5, 3/8" x 1-1/4"
		247780	8247780		1	Nut, Flange, USR, 3/8"
6	(1)	216328	8216328		6	Bumper Block
7		625773	8625773		1	Strainer Assy. Includes: (1) Ref. 8
8		637356	8637356		1	Gasket
9		9805142	9805142		1	Cap Assy. Includes: (1) ea. Ref. 10 & 11
10		271861	8271861		1	O-Ring
11		625772	8625772		1	Spacer
12	(1)	764153	8764153		1	Hose
	(2)	858031	8858031		1	Hose
13		514920	8514920		2	Clamp, Hose
14		766464	8766464		1	Fitting Assy. Includes: (1) Ref. 15
15		167269	8167269		AR	O-Ring
16		216797	8216494		1	Elbow Assy, 45° Includes: (1) Ref. 17
17		128825	8128825		AR	O-Ring
18		766409	8766409		1	Hose, 1/2" ID x 23" Lg. (12.7mm x 584mm) (See Fig. 7 in Control Valve Hyds.)
19		128819	8128819		4	Connector Assy., Straight Includes: (1) Ref. 20
20		122057	8122057		AR	O-Ring

- (1) - L250
- (2) - L255
- (3) - 763945 & 763946 Pumps had a Woodruff Key on the shaft 9805811 Pump has a Square Key 3/16" x 3/16" x 1"
- (4) - Replaced By 9805811

AR - As Required

1-51  
**L-250 & L-255  
 SKID-STEER LOADERS**

FIG. 17 - CONTROL VALVE ASSEMBLY - DUKES FLUID POWER  
 KONTROLLVENTILAUFBAU-DUKES HYDRAULIK  
 DISTRIBUTEUR-DUKES FLUID POWER  
 CONJUNTO DE LA VÁLVULA DE CONTROL-POTENCIA HIDRÁULICO DUKES

REF	FN	PART NUMBER	FINIS	YR/SN	QTY	DESCRIPTION
	(3)(7)	766467	8766467	a		Control Valve Assy. Dukes Fluid Power 2275FA6F2ND Includes: Ref. 1 thru 29 (No Longer Serviced, Order 9611968)
	(4)(6)	9611968	9611968	b		Control Valve Assy. Dukes Fluid Power 1622 BF Includes: Ref. 1 thru 30
	(2)	9805400	9805400			Control Valve Assy. Dukes Fluid Power 1622
1		NSS			1	Body
2		NSS			1	Spool
3		NSS			1	Spool
4	(1)	48971	8048971		4	O-Ring
5		272323	8272323		1	Plug Assy. Includes: (1) Ref. 6
6	(5)	122057	8122057		1	O-Ring
7		277871	8277871		1	Relief Valve Assy., Tamper-Proof, 1600 PSI
8		9805265	9805265		2	Kit, Load Check Includes: Ref. 9 thru 12
9		NSS			2	Plug, Load Check
10	(5)	128825	8128825		2	O-Ring
11		NSS			2	Spring, Load Check
12		NSS			2	Poppet, Load Check
13		9605011	9605011		1	Kit, Spring Center Includes: Ref. 14 thru 20
14		NSS	NSS		1	Washer
15		NSS			1	Spring
16		NSS			1	Spacer
17		80684	8080684		1	Washer, Lock #10
18		281070	8281070		1	Screw, Machine, HS, BH, UNF3, #10 x 1/2"
19		NSS			1	Cap, End
20		693880	8693880		4	Screw, W/Lockwasher
21	(3)	277869	8277869	a	1	Kit, Detent Includes: Ref. 20,22 thru 29
	(4)	9605374	9605374	b	1	Kit, Detent Includes: Ref. 20,22 thru 29
	(5)	9805490	9805490		1	Kit, Detent Includes: Ref. 20,22 thru 29
22		NSS			2	Ball, Steel
23		NSS			2	Spring, Detent
		NSS			2	Plug, Detent
25		NSS			1	End Cap, Detent
26		NSS			1	Spool, Detent (Light Green)
27		NSS			1	Spacer
28		NSS			1	Spring, Return
29		NSS			1	Washer
30	(4)(5)	NSS 9605348	NSS 9605348		1 AR	O-Ring Kit, Seal Includes: Ref. 6,10 & 30

- (1) - L-250
- (2) - L-255
- (3) - Component of 766467 Control Valve Assembly
- (4) - Component of 9611968 Control Valve Assembly
- (5) - Component of 9605348 Seal Kit
- (6) - Replaced By 9805400
- (7) - Replaced By 9611968

a - Used On & BSN 729768  
 b - Used On & ASN 729769

AR - As Required  
 NSS -Not Serviced Separately

1-61  
**L-250 & L-255**  
**SKID-STEER LOADERS**

FIG. 21 - BOOM HYDRAULICS KIT  
 AUSLEGERHYDRAULIKSATZ  
 JEU DE SYSTÈME HYDRAULIQUE DE FLÈCHE  
 JUEGO HIDRÁULICO DEL AGUILÓN

REF	FN	PART NUMBER	FINIS	YR/SN	QTY	DESCRIPTION
21		325059	8325059		1	Connector Assy. Includes: (1) Ref. 4
22		283978	8283978		1	Pin, Snap
23		786569	8786569		1	Tube Assy., 5/8" OD x 10" Lg. (15.9mm x 254mm)
		235673	8235673		2	Nut
		235672	8235672		2	Sleeve
24		164918	8164918		1	Tee Assy. Includes: (1) Ref. 4
25		9617891	9617891		1	Elbow Assy. Includes: (1) Ref. 26
26		122057	8122057		AR	O-Ring
27		786570	8786570		1	Tube Assy., 1/2" OD x Approx. 6-1/4" Lg. (12.7mm x 159mm) W/Dukes Valve
		850804	8850804		1	Tube Assy., 1/2" OD x Approx. 5-5/8" Lg. (12.7mm x 144mm) W/Cessna Valve
		235671	8235671		2	Sleeve
		129428	8129428		2	Nut
28		253452	8253452		1	Adapter, Pressure Beyond, 90° Includes: Ref. 29 & 30
29		128359	8128359		AR	O-Ring
30		128356	8128356		AR	Washer, Back-Up
31		786573	8786573		1	Tube Assy., 5/8" OD x 1/2" Lg. (15.9mm x 305mm)
		235673	8235673		2	Nut
		235672	8235672		2	Sleeve
32		636307	8636307		3	Clamp, Double, 3/8" Tube (9.5mm)
		87716	8087716		1	Screw, Cap, HH, G5, 1/4" x 1-1/4"
		87404	8087404		1	Screw, Cap, HH, G5, 1/4" x 2"
		80701	8080701		1	Washer, 1/4"
		80682	8080682		1	Washer, Lock 1/4"
		523282	8523282		1	Nut, Flange, USR, 1/4"
33		213137	8213137		1	Washer, 1" OD (12.7mm)
34		605025	8605025		3	Clamp, 3/8" Dia. (9.5mm)
		570821	8570821		3	Screw, Self-Tapping, HWWH, 5/16" x 5/8"
35		698358	8698358		3	Bushing
36		711051	8711051		1	Clamp, 3/4" Dia. (19mm)
37		798989	8798989		1	Coupler
		87398	8087398		1	Pin, Cotter, 3/16" x 1-1/4"
38		787099	8787099		1	Support
		87872	8087872		2	Screw, Cap, HH, G5, 5/16" x 3/4"
		145458	8145458		2	Nut, Flange, USR, 5/16"
39		614536	8614536		2	Clamp, Cable
		84821	8084821		2	Screw, Machine, TH, #10 x 1/2"
		87824	8087824		2	Screw, Self-Tapping, HH, #10 x 1/2"
		523310	8523310		2	Nut, Flange, USR, #10
40		798990	8798990		1	Cable, Control
		84949	8084949		1	Nut, Hex, 1/4" UNF
41		237980	8237980		1	Clamp, 1/16" Dia. (11mm)
42		792285	8792285		1	Clamp Weld Assy.
		88573	8088573		2	Screw, Cap, HH, G5, 1/4" x 3/4"
		280129	8280129		2	Nut, Hex Lock, GC, 1/4"
43		792288	8792288		1	Handle Weld Assy.
		88546	8088546		1	Screw, Cap, HH, G5, 3/8" x 2-1/4"
		88902	8088902		1	Nut, Hex Lock, GC, 3/8"
44		516579	8516579		2	Bushing
45		185350	8185350		1	Grip
46		795715	8795715		1	Pin
		80755	8080755		2	Pin, Cotter, 1/8" x 1"

AR - As Required

1-71  
**L-250 & L-255  
 SKID-STEER LOADERS**

FIG. 25 - ELECTRICAL SCHEMATIC - L-255  
 ELEKTRISCHES SCHALTSCHHEMA  
 SCHEMA SYSTÈME  
 ESQUEMÁTICO ELÉCTRICO

REF	FN	PART NUMBER	FINIS	YR/SN	QTY	DESCRIPTION
1		641833	8641833		1	Switch, Ignition Includes: Key Set
		642628	8642628		1	Key, Set of Two
		643261	8643261		1	Cap, Positive Post on Switch
2		675457	8675457		1	Hourmeter, Solid State
		87553	8087553		1	Washer, Lock, Ext. T, #10
		87304	8087304		1	Nut, #10
3		861682	8861682		1	Switch, Seat
		87959	8087959		2	Screw, Machine, R.H., 1/4" x 1/2"
		280279	8280279		2	Washer, Lock, Ext. T, 1/4"
4		861326	8861326		1	Wire Harness, Seat Switch
		675162	8675162		1	Clamp, Wire Harness
		714555	8714555		1	Screw, Self-Lock, HWH, 3/8" x 1"
		247780	8247780		1	Nut, Flange, USR 3/8"-16
5					1	Switch, Seat Belt, See Seat Section
6		9828624	9828624		1	Wire Harness
7		643146	8643146		5	Wire Harness
8		PL			2	Wire, 16 GA
9		9827094	9827094		1	Controller, L/R
		237980	8237980		1	Clamp
		9827321	9827321		1	O-Ring, For Connector to Controller
10		9840515	9840515		1	Cable, Ground, Engine to Frame
11		F-590			1	Battery
12		9840516	9840516		1	Cable, Battery (-), Black
13		858010	8858010		1	Cable, Battery (+), Red
14		9847264	9847264		1	Connector, Resistor 2K
15		9827329	9827329		1	Breaker, Circuit, Main Key
		87826	8087826		2	Screw, Machine #10
		80684	8080684		2	Washer, Lock 1/4"
		87825	8087825		2	Nut, #10
16		PL			2	Wire, 14 GA, Red W/#10 Ring Ends

PL - Procure Locally

1-81  
**L-250 & L-255**  
**SKID-STEER LOADERS**

FIG. 27 - ENGINE ATTACHING PARTS L-250 ONLY  
 MOTOREINBAUTEILE  
 PIÈCES DE MONTAGE DU MOTEUR  
 PIEZAS DE FIJACIÓN DEL MOTOR

REF	FN	PART NUMBER	FINIS	YR/SN	QTY	DESCRIPTION
19		574518	8574518		6AR	Clamp, Fuel Line
20		269363	8269363	b	1	Elbow, Male 90°
21		847708	8847708	b	1	Solenoid Valve Assy., Fuel
22		604316	8604316	b	1	Fitting, Male, Push-On
23		9611973	9611973		1	Filter, Fuel
24		186184	8186184		1	Clip
		570821	8570821		1	Screw, Self-Tapping, HWH, 5/16" x 5/8"
		145458	8145458		1	Nut, Flange, USR, 5/16"
25		237980	8237980		2AR	Clamp, 7/16" Dia. (11mm)
		523291	8523291		AR	Screw, Self-Locking, HWH, USR, 1/4" x 1/2"
		523282	8523282		AR	Nut, Flange, USR, 1/4"

a - Used on & BSN 623381

b - Used on & ASN 623382

AR - As Required

1-91  
**L-250 & L-255**  
**SKID-STEER LOADERS**

FIG. 31 - CYLINDER BLOCK - W/B43G (BSN 736385) L-250  
 ZYLINDERBLOCK  
 BLOC MOTEUR  
 BLOC DE CILINDROS

REF	FN	PART NUMBER	FINIS	YR/SN	QTY	DESCRIPTION
35		507049	8507049		2	Washer, Flat, Copper, 25/64" ID x 9/16" OD x 1/16" Thick (9.9mm x 14.3mm x 1.6mm)
36		507050	8507050		2	Gasket, Cyl. Hd.
37		507051	8507051		1	Head, Cylinder R.H.
		507052	8507052		1	Head, Cylinder L.H.
38		507053	8507053		4	Cap, Roto Valve
39		87361	8087361		1	Washer, Flat 1/4"
40		87362	8087362		1	Washer, Flat 1/16"
41		507054	8507054		8	Screw, Cap, HH, 5/16" x 1-5/8", Special
		507055	8507055		10	Screw, Cap, HH 5/16" x 2", Special
42		507056	8507056		2	Washer, Flat, Copper, 17/64" ID x 7/16" OD x 1/32" Thick (6.7mm x 11mm x 8mm)
43		507057	8507057		1	Plug, Core Hole
		507193	8507193		AR	Kit, Gasket Valve Grind/Carbon Removal (Graphoil Head Gasket)
		507697	8507697		AR	Kit, Gasket Complete (Graphoil Head Gaskets)

AR - As Required

CLICK HERE TO **DOWNLOAD** THE COMPLETE MANUAL

- Thank you very much for reading the preview of the manual.
- You can download the complete manual from: [www.heydownloads.com](http://www.heydownloads.com) by clicking the link below



- Please note: If there is no response to CLICKING the link, please download this PDF first and then click on it.

CLICK HERE TO **DOWNLOAD** THE COMPLETE MANUAL

1-101  
**L-250 & L-255**  
**SKID-STEER LOADERS**

FIG. 36 - OIL SYSTEM - W/B43G (BSN 736385) L-250  
 ÖILSYSTEM  
 SYSTÈME DE LUBRIFICATION  
 SISTEMA DE LUBRICACIÓN

REF	FN	PART NUMBER	FINIS	YR/SN	QTY	DESCRIPTION
1		507097	8507097		1	Oil Pump Assy.
2		507098	8507098		1	Kit, Gasket Oil Pump
3		80682	8080682		2	Washer, Lock 1/4"
4		88146	8088146		2	Screw, Cap, HH, G5, 1/4" x 1"
5		507099	8507099		1	Cup, Intake Oil Pump
6		507100	8507100		1	Screw, Cap, HH, 3/8"-24 x 7/8"
7		507049	8507049		1	Washer, Flat, Copper, 25/64" ID x 9/16" OD x 1/16" Thick (9.9mm x 14.3mm x 3.2mm)
8		507101	8507101		1	Spring, Bypass Valve
9		507102	8507102		1	Plunger, Bypass Valve
10		507103	8507103		1	Gasket, Oil Filter Adapter
11		507104	8507104		1	Adapter, Oil Filter
12		507105	8507105		2	Washer, Flat, Copper, 21/64" ID x 9/16" OD x 1/16" Thick (8.3mm x 14.3mm x 3.2mm)
13		88543	8088543		2	Screw, Cap, HH, G5, 5/16" x 1"
14		507106	8507106		1	Plug, Pipe
15		507107	8507107		1	Filter, Oil Cartridge
16		507108	8507108		1	Drain, Oil Filter
17		88532	8088532		2	Screw, Machine, TH, #10-32 x 3/8"
18		507109	8507109		1	Base, Oil Includes: Ref. 19 & 20
		507113	8507113		2	Pin, Dowel
19		507114	8507114		1	Plug, Oil Drain
20		507115	8507115		1	Gasket, Oil Drain
21		507110	8507110		1	Gasket, Oil Base
22		80680	8080680		4	Washer, Lock 3/8"
23		87936	8087936		4	Screw, Cap, HH, G5, 3/8" x 2-1/2"
24		507111	8507111		1	Cap & Indicator, Oil Fill Includes: Ref. 25
25		507112	8507112		1	O-Ring, Oil Fill Cap

1-111  
**L-250 & L-255**  
**SKID-STEER LOADERS**

FIG. 41 - FLYWHEEL ALTERNATOR - 15 AMPERE - W/B43G (BSN 736385) L-250  
 SCHWUNGRADDREHSTROMLICHTMASCHINE  
 ALTERNATEUR DE VOLANT  
 ALTERNADOR DEL VOLANTE

REF	FN	PART NUMBER	FINIS	YR/SN	QTY	DESCRIPTION
1		507195	8507195		1	Stator Includes: Ref. 2 & 3
2		507196	8507196		2	Terminal, Stator Leads
3		507197	8507197		2	Body, Terminal Connector
4		80684	8080684		3	Washer, Lock #10
5		NSS			3	Screw, Machine, #10-32 x 1-3/8", R.H.
6		507198	8507198		1	Regulator, Voltage
7		280469	8280469		1	Screw, Machine, TH, 1/4"-20 x 1/4"
8		NSS			1	Clip, Cable
9		NSS			1	Clamp, Wire Alternator Leads

NSS - Not Serviced Separately

1-121  
**L-250 & L-255**  
**SKID-STEER LOADERS**

FIG. 45 - CYLINDER BLOCK - W/P218G (ASN 736386) L-250  
 ZYLINDERBLOCK  
 BLOC MOTEUR  
 BLOQUE DE CILINDROS

REF	FN	PART NUMBER	FINIS	YR/SN	QTY	DESCRIPTION
31		507603	8507603		2	Seal, Valve Intake
32		507050	8507050		2	Gasket, Cyl. Hd.
33		507604	8507604		1	Head, Cyl. R.H.
		507605	8507605		1	Head, Cyl. L.H.
34		507606	8507606		4	Cap, Roto Valve
35		87361	8087361		1	Washer, Flat 1/4"
36		87362	8087362		18	Washer, Flat 5/16"
37		507607	8507607		8	Screw, Cap, HH (Special) 2.375 Lg.
38		507056	8507056		2	Washer, Flat, Copper, 17/64" ID x 7/16" OD x 1/32" Thick
39		507057	8507057		1	Plug, Core Hole
40		507608	8507608		4	Cap, Valve
41		507097	8507097		1	Oil Pump Assy. (Components Not Sold Separately)
42		80682	8080682		2	Washer, Lock 1/4"
43		88146	8088146		2	Screw, Cap, HH, G5, 1/4" x 1"
44		507100	8507100		1	Screw, Cap, HH, 3/8"-24 x 7/8"
45		507049	8507049		1	Washer, Flat, Copper, 25/64" ID x 9/16" OD x 1/16" Thick
46		507101	8507101		1	Spring, Bypass Valve
47		507102	8507102		1	Plunger, Bypass Valve
48		507077	8507077		2	Piston & Pin, Standard Includes: Ref. 49 & 50
		507078	8507078		2	Piston & Pin, .005 OS (.13mm)
		507079	8507079		2	Piston & Pin, .010 OS (.25mm)
		507080	8507080		2	Piston & Pin, .020 OS (.51mm)
		507081	8507081		2	Piston & Pin, .030 OS (.76mm)
		507082	8507082		2	Piston & Pin, .040 OS (1.02mm)
49		507609	8507609		2	Pin, Piston
50		507084	8507084		4	Ring, Retaining
51		507085	8507085		2	Ring Set, Piston Standard
		507086	8507086		2	Ring Set, Piston .005 OS (.13mm)
		507087	8507087		2	Ring Set, Piston .010 OS (.25mm)
		507088	8507088		2	Ring Set, Piston .020 OS (.51mm)
		507089	8507089		2	Ring Set, Piston .030 OS (.76mm)
		507090	8507090		2	Ring Set, Piston .040 OS (1.02mm)
52		507610	8507610		2	Rod, Connecting Standard
		507689	8507689		2	Rod, Connecting .010 Undersize
		507690	8507690		2	Rod, Connecting .020 Undersize
		507691	8507691		2	Rod, Connecting .030 Undersize
53		507095	8507095		2	Bolt, Special Connecting Rod
54		507096	8507096		4	Nut, Hex, Crown Lock, 5/16"-24
		507696	8507696		AR	Kit, Gasket, Valve Grind/Carbon Removal
		507697	8507697		AR	Kit, Gasket, Complete Engine

AR - As Required

1-131  
**L-250 & L-255**  
**SKID-STEER LOADERS**

FIG. 50 - CARBURETOR ASSEMBLY - W/P218G (ASN 736386) L-250  
 VERGASERAUFBAU  
 CARBURATEUR  
 CONJUNTO DEL CARBURADOR

REF	FN	PART NUMBER	FINIS	YR/SN	QTY	DESCRIPTION
1		507589	8507589		1	Carburetor, 18 Hp Includes: Ref. 1 & 3 thru 8
		507593	8507593		1	Kit, Float Includes: Float, Pin & Valve
2		507594	8507594		1	Kit, Repair Includes: Screw & Plug Package, Gasket Package, Float Valve, Idle Adjust Needle & Spring, Mounting Gaskets & Idle Limit Cap
3		507147	8507147		1	Gasket, Carburetor Mounting
4		507595	8507595		1	Jet, Idle
5		507596	8507596		1	Jet, Power 18 Hp
6		507655	8507655		1	Jet, Fixed High Altitude 18 Hp
		507653	8507653		1	Kit, Shaft Choke Includes: Choke Valve, Valve Set Screw & Air Filter
7		507654	8507654		1	Kit, Lever Choke Includes: Choke Lever Ring, Choke Spring & Choke Collar 18 Hp
8		507162	8507162		1	Kit, Shaft Throttle Includes: Valve Set Screw, Air Filter & Throttle Valve

## L-250 & L-255 SKID-STEER LOADERS

FIG. 55 - GEAR CASE, IGNITION CONTROL & ALTERNATOR - W/P218G (ASN 736386) L-250  
 GETRIEBEKASTEN, ZÜNDUNGSEGREGLER & LICHTMASCHINE  
 CARTER DE RÉDUCTION, COMMANDES D'ALLUMAGE ET ALTERNATEUR  
 CAJA DE ENGRANAJES, CONTROL DE ENCENDIDO Y ALTERNADOR

REF	FN	PART NUMBER	FINIS	YR/SN	QTY	DESCRIPTION
1		507632	8507632		1	Gear Case Assy. Includes: Ref. 2 thru 9, 13,19 & 20
2		507117	8507117		1	Bearing, Governor Shaft
3		507118	8507118		1	Shaft & Arm, Governor
4		507119	8507119		1	Yoke, Governor Shaft
5		280263	8280263		2	Screw, Machine, HWH, #8 x 3/8"
6		507120	8507120		1	Pin, Dowel Governor Cup Stop
7		507121	8507121		1	Seal, Oil Governor Shaft
8		507122	8507122		1	Bearing, Ball Governor Shaft
9		507123	8507123		1	Seal, Oil Crankshaft
10		507124	8507124		1	Gasket, Gear Case Mounting
11		88310	8088310		4	Screw, Cap, HH, G5, 5/16" x 1-3/4"
12		507105	8507105		5	Washer, Flat, Copper, 21/64" ID x 9/16" OD x 1/16" Thick (8.3mm x 14.3mm x 1.6mm)
13		507125	8507125		1	Tube, Vacuum Port
14		507126	8507126		1	Stud, Gear Cover
15		80684	8080684		3	Washer, Lock
16		84943	8084943		1	Nut, Hex 5/16"-18
17		507195	8507195		1	Stator Includes: Terminals
18		507196	8507196		3	Terminal, Stator Leads
19		507633	8507633		1	Clamp, Vacuum Port Cap
20		507157	8507157		1	Cap, Vacuum Port
21		507634	8507634		2	Kit, Body Terminal Connector Includes: Terminals
22		507635	8507635		1	Control, Ignition
23		507636	8507636		3	Screw, Machine, HH, SLS, #10-32 x 1"
24		507637	8507637		2	Screw, HWH, #10-32 x 3/8"
25		80684	8080684		2	Washer, Lock #10
26		507199	8507199		1	Clip, Retaining Control Rod to Governor Shaft
27		507638	8507638		1	Screw, Cap, HWH, 1/4"-20 x 5/16"
28		507198	8507198		1	Regulator, Voltage 20 Amp
29		507639	8507639		1	Insulator, Ignition Module

1-151  
**L-250 & L-255**  
**SKID-STEER LOADERS**

FIG. 60 - ENGINE ATTACHING PARTS & RADIATOR - L-255  
 MOTOREINBAUTEILE UND KÜHLER  
 PIÈCES DE MONTAGE DU MOTEUR ET RADIATEUR  
 PIEZAS DE FIJACIÓN DEL MOTOR Y RADIADOR

REF	FN	PART NUMBER	FINIS	YR/SN	QTY	DESCRIPTION
1					1	Engine, 3 Cyl. Diesel (See Separate Breakdown)
2		9827511	9827511		1	Plate Assy.
		252687	8252687		6	Washer
		120104	8120104		6	Screw, Cap, HH, M8 x 20
3		855113	8855113		1	Sheave
		252687	8252687		4	Washer
		88275	8088275		4	Screw, Cap, HH, M6 x 30
4		763932	8763932		2	Sheave
		88019	8088019		4	Screw, Set, SQH, CP, 5/16" x 3/4"
		84968	8084968		4	Nut, Jam 5/16"
5		847518	8847518		1	Arm Weld Assy.
		88043	8088043		1	Screw, Cap, HH, 1/2" x 3-1/4"
		143479	8143479		1	Washer
		643396	8643396		1	Nut, Flange, USR, 1/2"
6		87569	8087569		1	Fitting, Grease 45°
7		763944	8763944		1	Pulley, Idler
		88678	8088678		1	Bolt, Carr. 3/8" x 1-3/4"
		285072	8285072		1	Washer, HT
		247780	8247780		1	Nut, Flange, USR, 3/8"-16
8		611036	8611036		1	Spring
		87016	8087016		2	Washer, SAE 3/8"
		80755	8080755		2	Pin, Cotter 1/8" x 1"
9		763952	8763952		1	V-Belt
10		764040	8764040		1	Spacer
11		9828864	9828864		1	Anchor
12		858068	8858068		1	Mount, Pump
		88011	8088011		3	Screw, Cap, HH, 3/8" x 1-1/4"
		285072	8285072		6	Washer, Heat Treated
		84040	8084040		3	Nut, Lock 3/8"
		84944	8084944		2	Nut, 3/8" (Pump Mount)
		80680	8080680		2	Washer, Lock 3/8" (Pump Mount)
		88206	8088206		2	Screw, Cap, HH, 3/8" x 1" (Pump Mount)
13		626038	8626038		3	Mount, Rubber
		677913	8677913		4	Washer
14		9827707	9827707		1	Channel, L.H.
		9827509	9827509		1	Channel, R.H.
		88011	8088011		2	Screw, Cap, HH, 3/8" x 1-1/4"
		285072	8285072		4	Washer, HT
		84040	8084040		2	Nut, Lock 3/8"
15		9827510	9827510		2	Angle
		120109	8120109		4	Screw, Cap, HH, M10 x 20
		285072	8285072		4	Washer, HT
16		9827507	9827507		1	Support, L.H.
		9827508	9827508		1	Support, R.H.
		120109	8120109		8	Screw, Cap, HH, M10 x 20
		285072	8285072		8	Washer, HT

1-161  
L-250 & L-255  
**SKID-STEER LOADERS**

FIG. 63 - CYLINDER HEAD - L-255  
ZYLINDERKOPF  
CULASSE CYLINDRE  
CULATA DE MOTOR

REF	FN	PART NUMBER	FINIS	YR/SN	QTY	DESCRIPTION
30		SBA-111996330	3970728		1	Gasket
31		SBA-111996060	3920142		1	Gasket
32		SBA-111026710	3995631		1	Cover, Head Includes: Ref. 34 thru 36
33		SBA-110666110	3970717		1	Stopper, Oil
34		SBA-110666120	3966983		1	Filter
35		SBA-010100610	3920000		2	Bolt
36		SBA-198996060	3938227		4	Gasket
37		SBA-024500008	3938228		3	Nut, Cap
38		SBA-198436010	3920422		1	Cap
39		SBA-052100400	3920066		1	O-Ring
40		SBA-068122560	3920076		1	Tube, Vinyl
41		SBA-011310650	3942423		2	Bolt
42		SBA-145996440	3970819		1	Gasket
43		SBA-198217410	1870180		1	Spring
44		SBA-145206062	1870181		1	Thermostat
45		SBA-145216341	1872714		1	Case, Thermostat
46		SBA-195816520	3985004		2	Hanger
47		SBA-011310816	3921261		2	Bolt
48		SBA-198486780	3938237		2	Bolt
49		SBA-185246060	3938238		1	Switch, Oil Pressure
50		SBA-027100006	3928815		1	Washer, Spring
51		SBA-023100006	3967517		2	Nut
52		SBA-110986500	3965302		1	Pipe

1-171  
**L-250 & L-255**  
**SKID-STEER LOADERS**

FIG. 68 - FUEL LINES & RELATED PARTS - L-255  
 KRAFTSTOFFRINGLETUNG UND ZUBEHÖR  
 LIGNES DE COMBUSTIBLE ET PIÈCES ANNEXES  
 LINEN DE COMBUSTIBLE Y PIEZAS RELACIONADAS

REF	FN	PART NUMBER	FINIS	YR/SN	QTY	DESCRIPTION
1		SBA-131017610	1869690		1	Injection Pump Assy. (See Separate Breakdown)
2		SBA-131437310	3965394		AR	Shim, Adjusting 0.2T
2		SBA-131437320	3965393		AR	Shim, Adjusting 0.3T
2		SBA-131437330	3965395		AR	Shim, Adjusting 0.4T
2		SBA-131437340	3965396		AR	Shim, Adjusting 0.5T
3		SBA-011300620	3939489		2	Bolt
4		SBA-023100006	3967517		4	Nut
5		SBA-131406340	3970756		3	Injector Assy. (See Separate Breakdown)
6		SBA-131426200	3967532		3	Gasket
7		SBA-198996090	3970877		3	Gasket
8		SBA-111316280	3970727		3	Insert
9		SBA-131606260	3970796		1	Return Pipe Assy.
10		SBA-131507010	3970793		1	Injection Pipe Assy.
11		SBA-131507020	3970794		1	Injection Pipe Assy.
12		SBA-131507030	3970795		1	Injection Pipe Assy.
13		SBA-199106020	3921128		4	Clamp Assy.
14		E602168-S72	3904167		2	Bolt
15		SBA-185366180	1873959		3	Plug, Glow
16		SBA-185376170	3970831		1	Connector
17		SBA-131046160	1873960		1	Set, Smoke Includes: Ref. 18
18		SBA-025100010	3920038		2	Washer
19		SBA-185206082	3969030		1	Solenoid
20		SBA-025100016	3922350		1	Washer
21		SBA-010109271	1863348		1	Bolt
22		SBA-023109002	3940136		1	Nut
23		SBA-025100006	3921307		1	Washer
24		SBA-131236201	3942136		1	Screw
25		SBA-198236030	3967161		1	Wire, Lock

AR - As Required

1-181  
**L-250 & L-255**  
**SKID-STEER LOADERS**

FIG. 73 - ALTERNATOR ASSEMBLY - L-255  
 KOMPL. DREHSTROM-LICHTMASCHINE  
 ENS. ALTERNATEUR  
 ENS. DE ALTERNADOR

REF	FN	PART NUMBER	FINIS	YR/SN	QTY	DESCRIPTION
		SBA-185046300			1	Alternator Assy.
1		SBA-185446266			1	Includes: Ref. 1 thru 13 Flywheel, Complete
2		SBA-185446264			1	Includes: Ref. 2 Plate, Complete
3		SBA-185446265			1	Includes: Ref. 3 thru 12 Plate
4		SBA-185446267			1	Stator, Complete
5		SBA-040126201			2	Bearing
6		SBA-020210010			1	Nut
7		SBA-027100010			1	Washer, Spring
8		SBA-026100010			1	Washer
9		SBA-185446268			1	Coupler
10		SBA-185446204			1	Clamp
11		SBA-015140408			1	Screw
12		SBA-015140425			2	Screw
13		SBA-199236510			1	Collar

1-191  
**L-250 & L-255**  
**SKID-STEER LOADERS**

FIG. 78 - FINAL DRIVE  
 ENDANTRIEB  
 ENTRAINEMENT FINAL  
 MANDO FINAL

REF	FN	PART NUMBER	FINIS	YR/SN	QTY	DESCRIPTION
1		763993	8763993		4	Axle Weld Assy.
2		763967	8763967		4	Sprocket Weld Assy., 32 Tooth
		122432	8122432		4	Washer
		280567	8280567		4	Nut, Hex, Slotted, G5, 5/8", UNF
		80708	8080708		4	Pin, Cotter 1/8" x 1-1/2"
3		121506	8121506		8	Bearing Assy.
4		678620	8678620		4	Seal
5		766411	8766411		2	Chain, Roller #60, 3/4" Pitch-Riveted Type, 140 Total Pitches
		25812	8025812		AR	Link, Connector
6		763968	8763968		2	Sprocket Weld Assy, Drive 12 Tooth
		49027	8049027		2	Nut
		80618	8080618		2	Pin, Cotter 1/8" x 2"
7		763940	8763940		2	Support Assy.
		280140	8280140		16	Screw, Cap, Flared, 5/16" x 5/8"
		NS			AR	Sealant, Adhesive
8		764097	8764097		2	Bracket Weld Assy.
9		9618081	9618081		2	Sprocket Weld Assy., Idler 13 Tooth
10		9618098	9618098		2	Bearing, Needle
11		9618082	9618082		2	Shaft, Idler
		87972	8087972		2	Screw, Cap, HH, G5, 1/2" x 2-1/2"
		88871	8088871		2	Nut, Hex, Lock, GC, 1/2"
12		251587	8251587		6	Race, Bearing
13		713312	8713312		2	Cover
14		606961	8606961		2	Stud Weld Assy.
		65319	8065319		8	Washer, 1/2"
		88871	8088871		8	Nut, Hex, Lock, GC, 1/2"
		280431	8280431		4	Nut, Hex, G5, 1/2"
15		253932	8253932		2	Cover
		88957	8088957		4	Screw, Machine, HWH, 5/16" x 1/2" (Top Center & Top Rear Holes)
		570821	8570821		12	Screw, Self-Tapping, HWH, 5/16" x 5/8"
		NS			AR	Sealant, Adhesive
16		763960	8763960		1	Cover Weld Assy., L.H.
		570821	8570821		4	Screw, Self-Tapping, HWH, 5/16" x 5/8"
		NS			AR	Sealant, Adhesive
		763961	8763961		1	Cover Weld Assy., R.H.
		570821	8570821		4	Screw, Self-Tapping, HWH, 5/16" x 5/8"
		NS			AR	Sealant, Adhesive
17		715146	8715146		2	Cover
		570821	8570821		8	Screw, Self-Tapping, HWH, 5/16" x 5/8"
		NS			AR	Sealant, Adhesive
18		678966	8678966		4	Plug, Pipe
19		613649	8613649		1	Dipstick, Hydraulic
20		64580	8064580		2	Breather, Air Filter
21		783828	8783828		2	Plug
22		182170	8185471		20	Bolt, Wheel
23		763949	8763949		4	Wheel, Disc, W/5.70-12 Tires
		766452	8766452		4	Wheel, Disc, W/23 x 8.50-12 Tires
24		NS			4	Tire, Chevron Tread, 4 Ply Nylon, 5.70-12
		9601048	9604048		4AR	Tube, Inner 5.70-12
		NS	NS		4	Tire, Cleat Tread, 4 Ply Code, R-4, 23 x 8.50-12
		9601048	9604048		4AR	Tube, Inner 5.70-12
25		182692	8182692		4AR	Valve, Rim

AR - As Required  
 NS - Not Serviced - Purchase Locally

## NUMERICAL INDEX

PART NUMBER	FIG.	SEC	PAGE	PART NUMBER	FIG.	SEC	PAGE
280279	3	1	71	28384	10	1	23
	2	1	67	283978	22	1	61
	7	1	67	285072	16	1	151
	2	1	65		15	1	151
	2	1	21		14	1	151
	2	1	19		12	1	151
280295	14	1	65		7	1	151
	11	1	69		17	1	79
	17	1	77	290323	9	1	155
	21	1	77	29495	47	1	193
	20	1	77	29962	15	1	25
	18	1	77	320177	10	1	23
	4	1	85	322358	23	1	153
280309	3	1	33		18	1	153
280327	33	1	15	325059	21	1	61
	12	1	13	330345	9	1	49
	2	1	59	332401	14	1	83
	22	1	153	34366	10	1	27
280345	13	1	185	353072	6	1	75
280376	9	1	21		2	1	75
280420	2	1	41	37851	10	1	27
280431	4	1	41	42038	26	1	193
	3	1	41	42130	13	1	193
	14	1	191	42622	22	1	77
	16	1	77	42625	2	1	189
	13	1	77		2	1	187
280469	7	1	111	44812	12	1	23
280472	7	1	107	45014	2	1	87
	7	1	129	46288	3	1	75
	2	1	135	47325	22	1	15
	28	1	135	47747	5	1	83
	2	1	103	48971	4	1	53
280492	25	1	193		4	1	51
280497	5	1	67	48997	37	1	185
280536	35	1	185	49027	1	1	189
280567	2	1	191		1	1	187
280598	12	1	135		6	1	191
280641	11	1	147	507000	1	1	89
280645	1	1	59	507001	1	1	89
280687	14	1	49	507002	2	1	89
280724	3	1	35	507003	4	1	89
280736	3	1	39		4	1	119
	8	1	27	507004	5	1	119
	6	1	27		5	1	89
	4	1	27	507005	5	1	89
	1	1	49		5	1	119
	3	1	39	507006	5	1	119
	9	1	79		5	1	89
	5	1	67	507007	5	1	89
280786	14	1	47		5	1	119
	12	1	31	507009	6	1	119
280789	1	1	59		6	1	89
280826	20	1	73	507010	7	1	89
280928	11	1	189		7	1	119
	11	1	187	507011	8	1	119
281070	18	1	51		8	1	89

CLICK HERE TO **DOWNLOAD** THE COMPLETE MANUAL

- Thank you very much for reading the preview of the manual.
- You can download the complete manual from: [www.heydownloads.com](http://www.heydownloads.com) by clicking the link below



- Please note: If there is no response to CLICKING the link, please download this PDF first and then click on it.

CLICK HERE TO **DOWNLOAD** THE COMPLETE MANUAL