
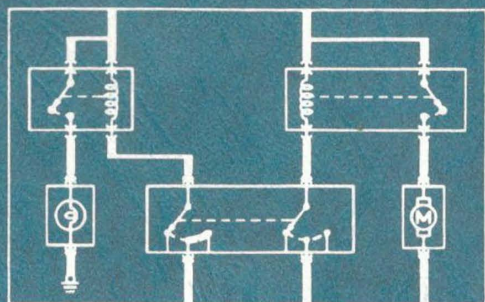



MITSUBISHI

DION

整備解説書

電気配線図集



TA-CR9W
TA-CR6W

'00-7
No.1036P71

CLICK HERE TO **DOWNLOAD** THE COMPLETE MANUAL

- Thank you very much for reading the preview of the manual.
- You can download the complete manual from: www.heydownloads.com by clicking the link below

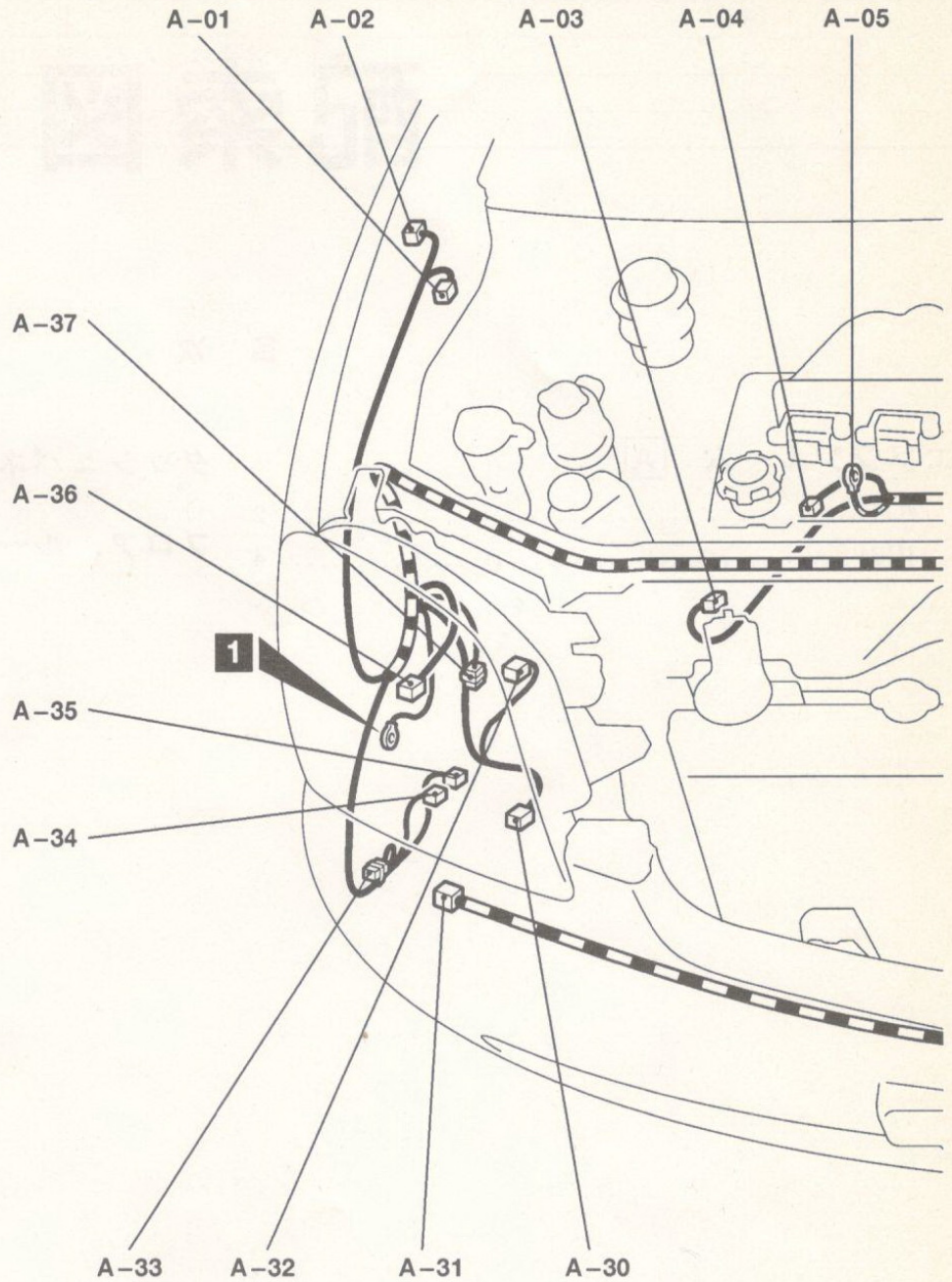
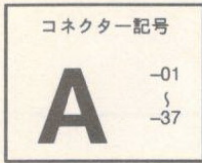


- Please note: If there is no response to CLICKING the link, please download this PDF first and then click on it.

CLICK HERE TO **DOWNLOAD** THE COMPLETE MANUAL

エンジンルーム

4G63



A-01 (2-黒) フロント車輪速センサー (RH) (ABS)
 A-02 (2-灰) サイドターンシグナルランプ (RH)
 A-03 (1-黒) オイルプレッシャースイッチ
 A-04 (4-灰) オルタネーター
 A-05 (1) オルタネーター
 A-07 (28-灰) ABS-ECU
 A-08X (19-黒) J/C (5)
 A-09X (5) 空コネクタ
 A-10X (5) ホーンリレー
 A-11X (5) フォグランプリレー用予備コネクタ

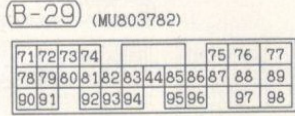
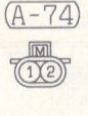
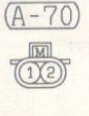
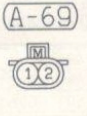
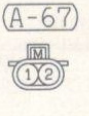
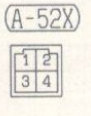
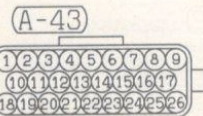
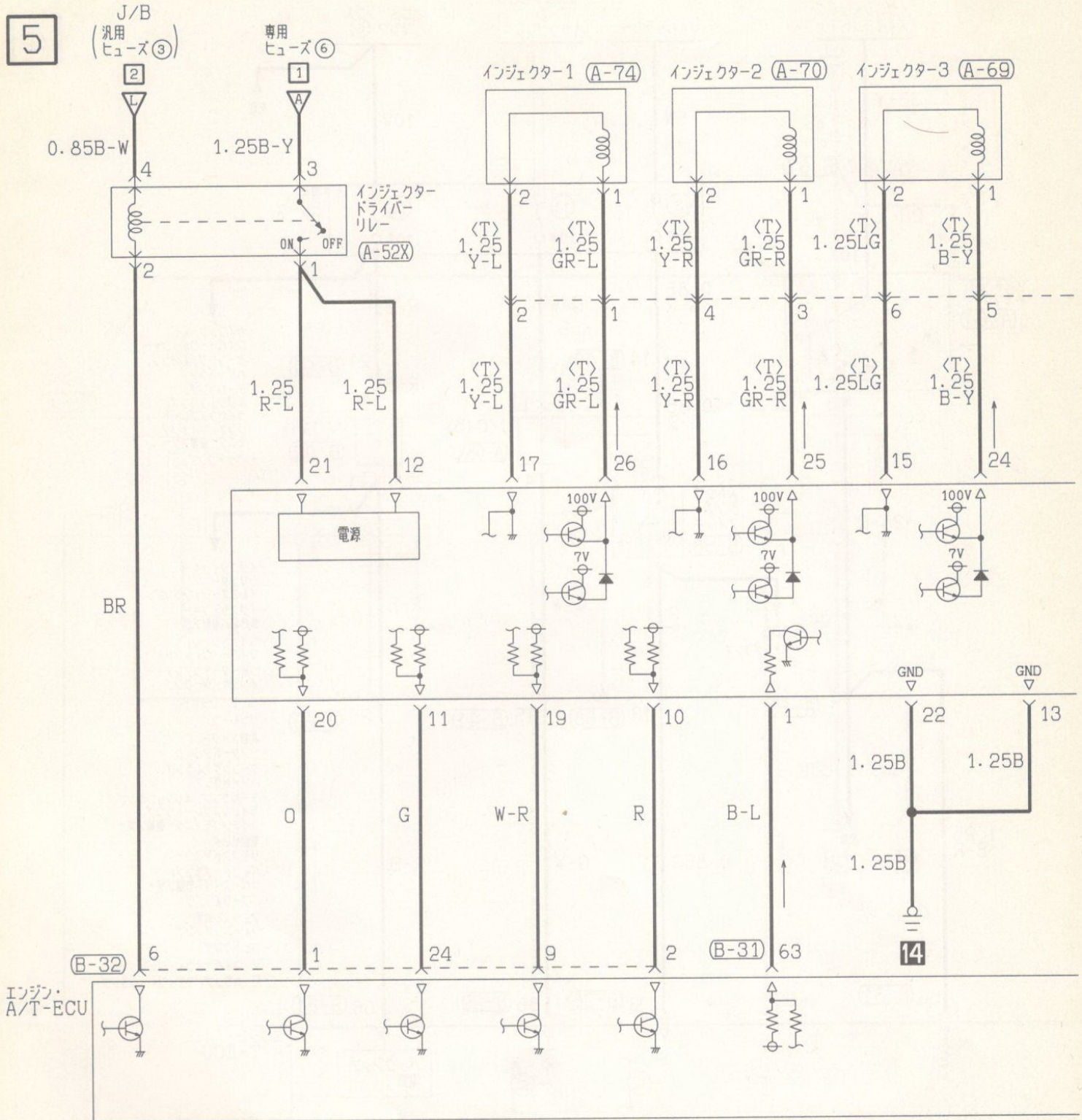
A-12X (4) ファンコントロールリレー
 A-13X (11) フロントECU
 A-14X (11) フロントECU
 A-15 (6-黒) コントロールハーネスとバッテリーハーネスの結合
 A-16 (2-灰) サイドターンシグナルランプ (LH)
 A-17 (2-黒) フロント車輪速センサー (LH) (ABS)
 A-18 (3-黒) ヘッドランプ (LH)
 A-19 (2) ポジションランプ (LH)
 A-20 (3) リモコンポール用予備コネクタ

単品部品取付け位置

目次

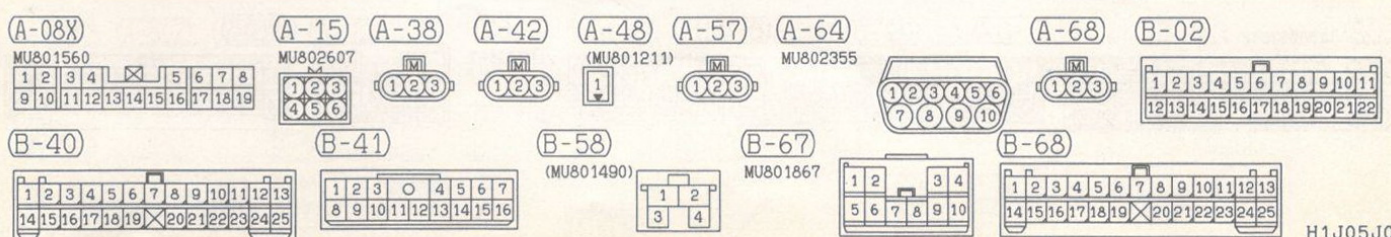
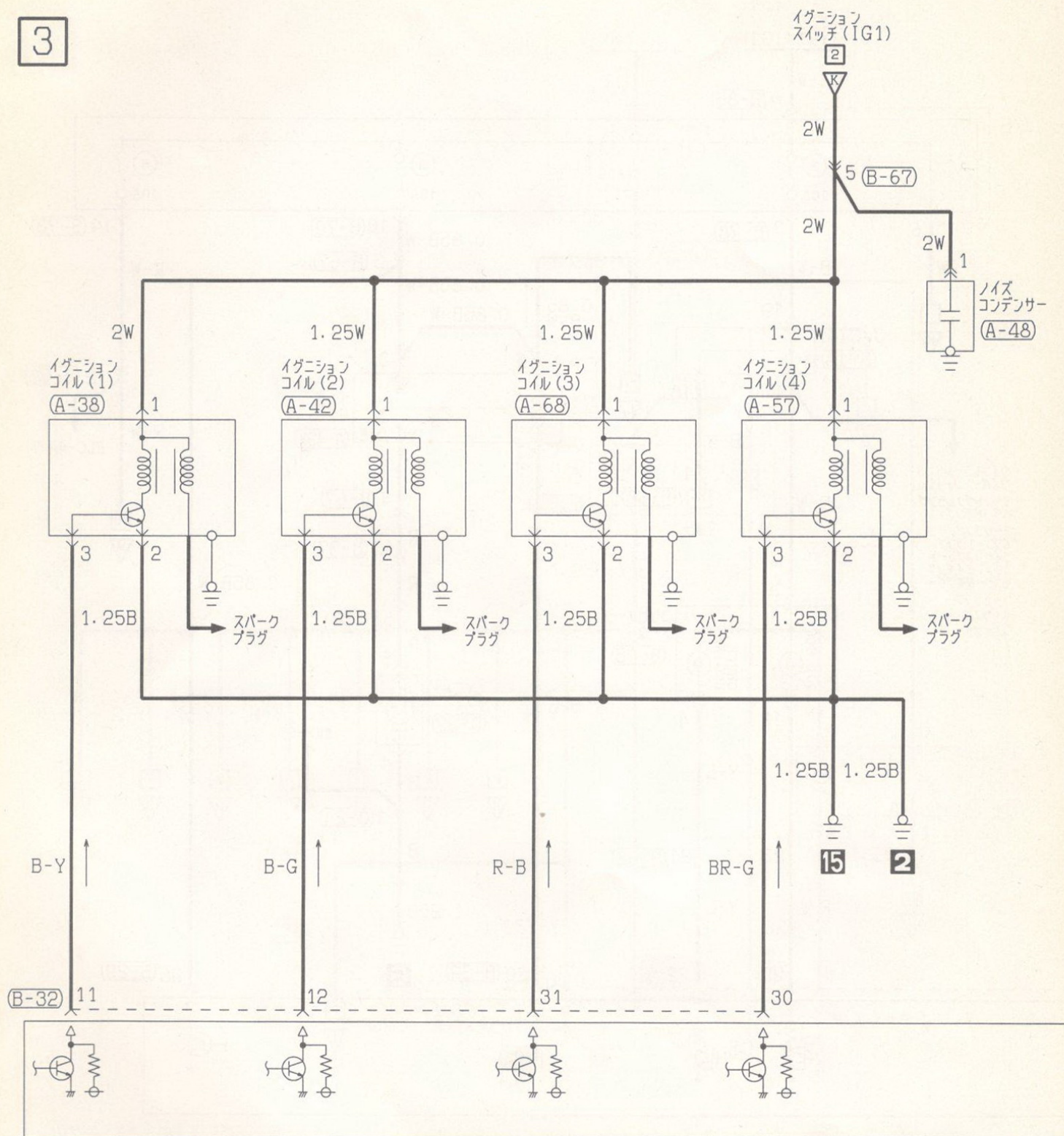
センサー	2	アース	3
ソレノイドバルブ	3		

エンジン制御(4G63) (つづき)

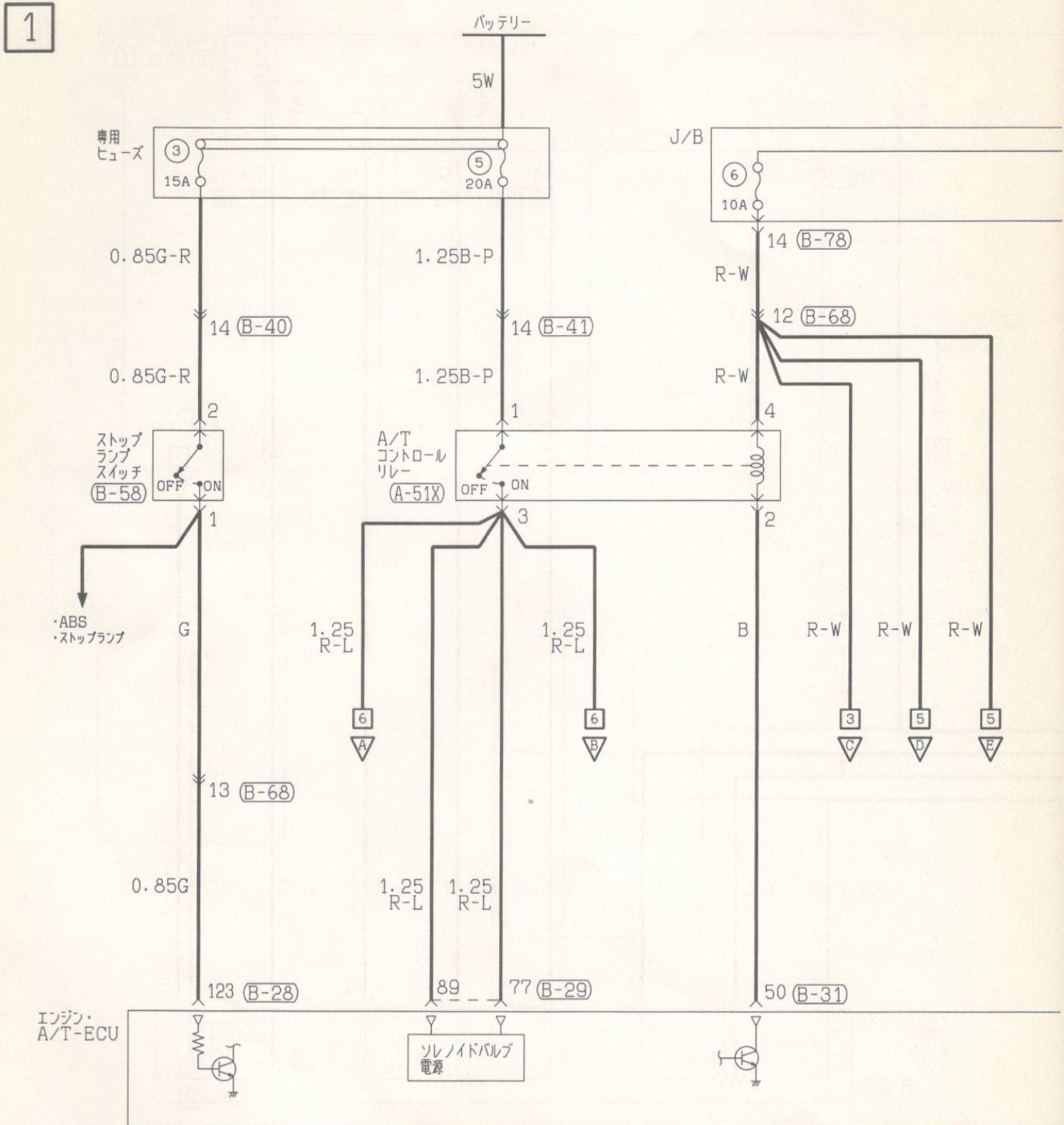


エンジン制御(4G94) (つづき)

3



ELC-4A/T



(A-51X) (B-02)

1	2
3	4

1	2	3	4	5	6	7	8	9	10	11
12	13	14	15	16	17	18	19	20	21	22

(B-28) (MU803783)

101	102	103	104	105	106	107						
108	109	110	111	112	113	114	115	116	117	118	119	120
121	122	123	124	125	126	127	128	129	130			

(B-29) (MU803782)

71	72	73	74	75	76	77					
78	79	80	81	82	83	84	85	86	87	88	89
90	91	92	93	94	95	96	97	98			

(B-31) (MU803781)

41	42	43	44	45	46					
47	48	49	50	51	52	53	54	55	56	57
58	59	60	61	62	63	64	65	66		

(B-78) (MU801862)

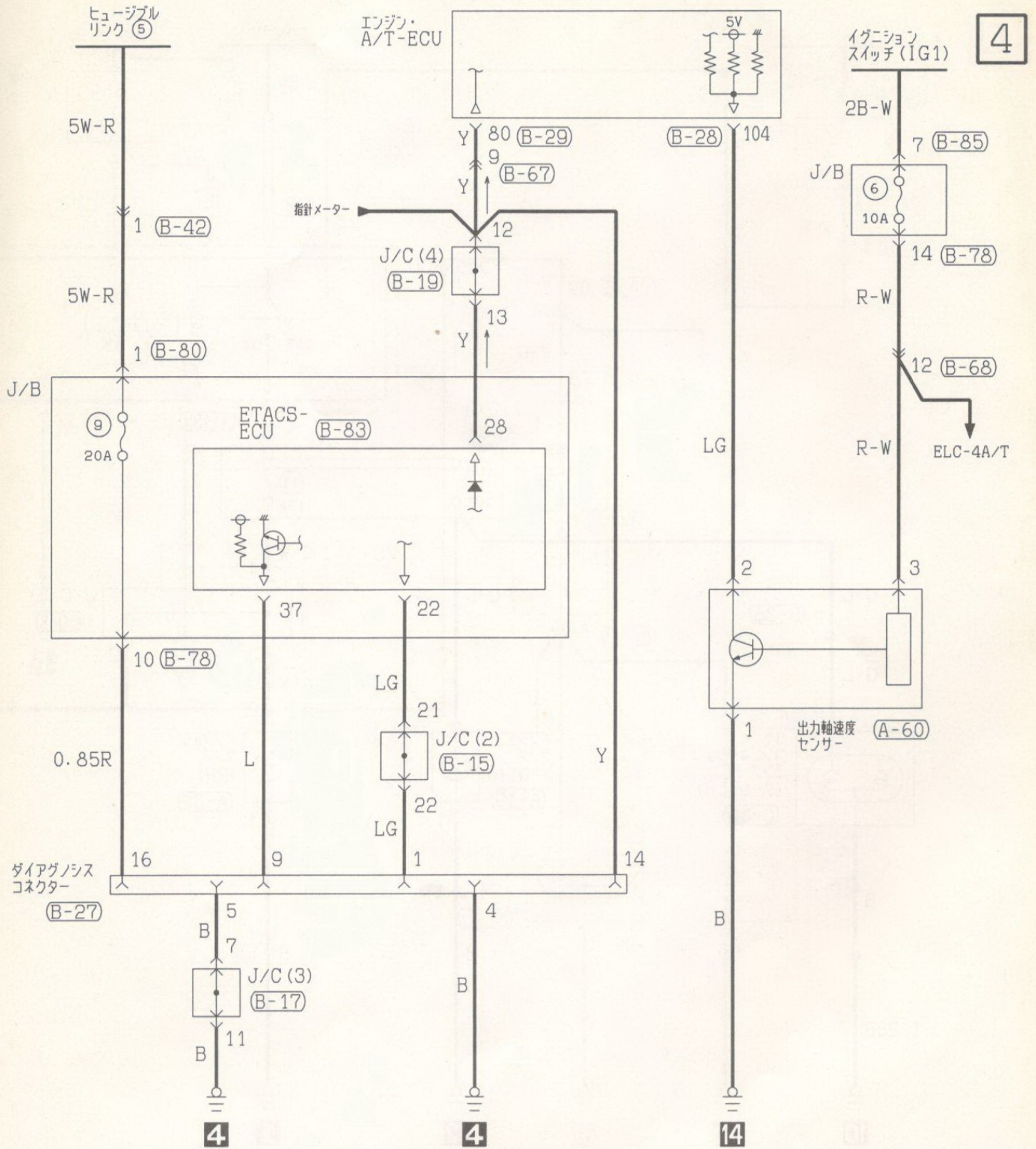
1	2	3	4	5	6	7		
8	9	10	11	12	13	14	15	16

(B-79) MU801855

1	2	3	4	5			
6	7	8	9	10	11	12	13

(B-85) (MU801372)

1	2	3	4
5	6	7	8



(B-28) (MU803783)

101	102	103	104	105	106	107
108	109	110	111	112	113	114
115	116	117	118	119	120	121
122	123	124	125	126	127	128
129	130					

(B-29) (MU803782)

71	72	73	74	75	76	77
78	79	80	81	82	83	84
85	86	87	88	89	90	91
92	93	94	95	96	97	98

(B-42) (MU801380)

1	2	3
---	---	---

(B-67) MU801867

1	2	3	4
5	6	7	8
9	10		

(B-68)

1	2	3	4	5	6	7	8	9	10	11	12	13
14	15	16	17	18	19	20	21	22	23	24	25	

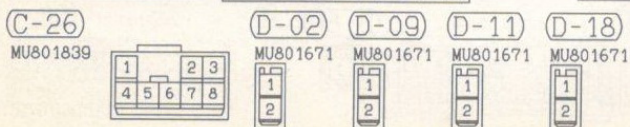
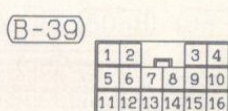
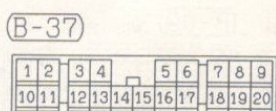
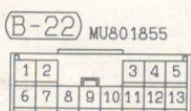
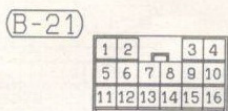
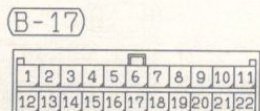
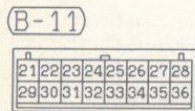
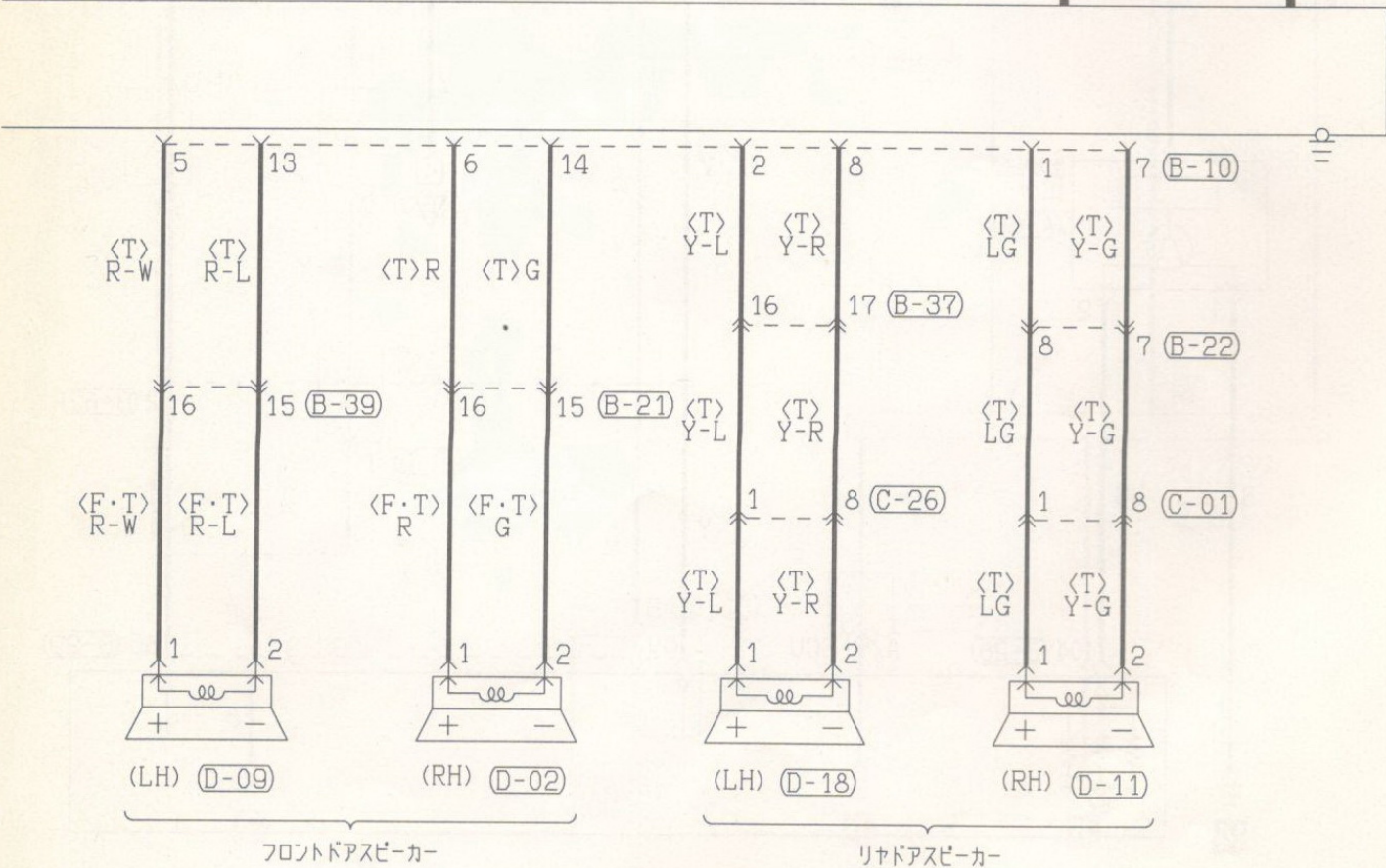
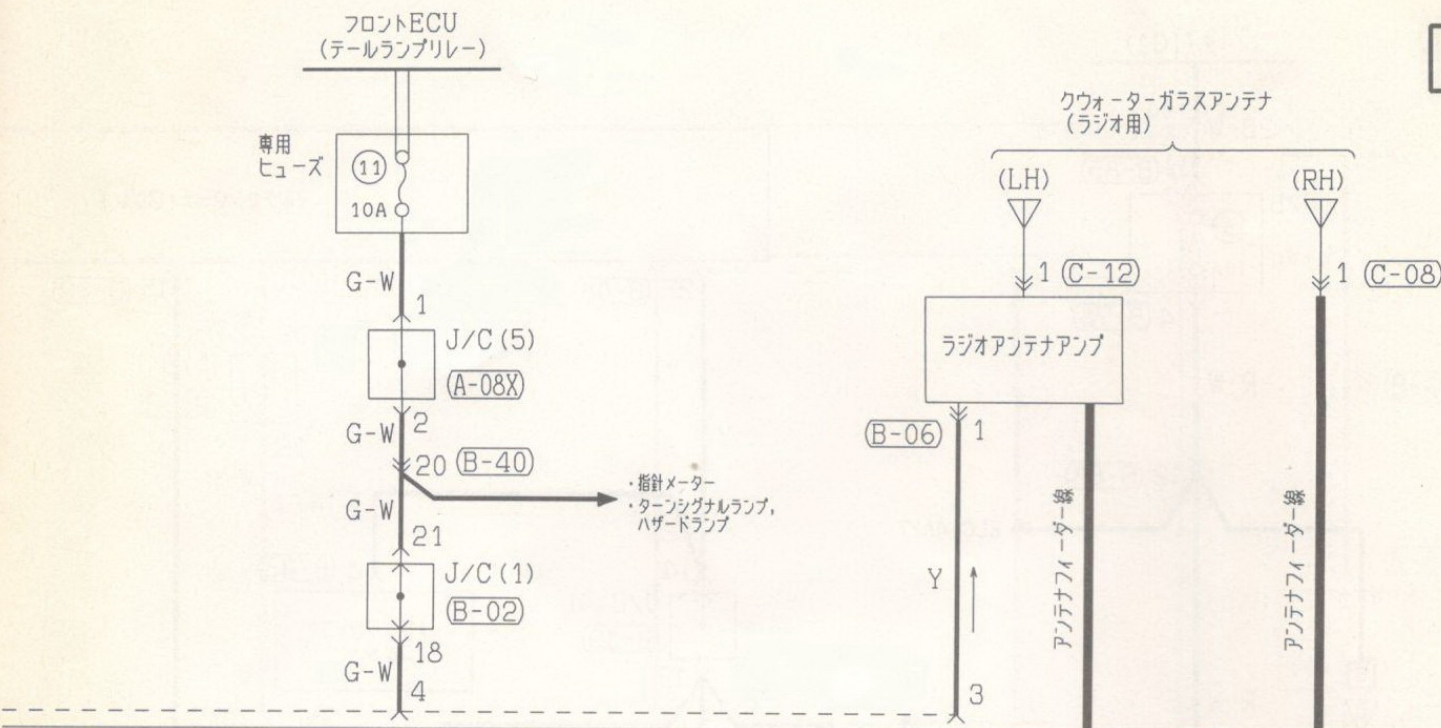
(B-92)

1	2	3	4	5	6	7	8	9	10	11	12	13	14	15	16	17	18	19	20
---	---	---	---	---	---	---	---	---	----	----	----	----	----	----	----	----	----	----	----

(C-33)

1	2	3
---	---	---

2



CLICK HERE TO **DOWNLOAD** THE COMPLETE MANUAL

- Thank you very much for reading the preview of the manual.
- You can download the complete manual from: www.heydownloads.com by clicking the link below



- Please note: If there is no response to CLICKING the link, please download this PDF first and then click on it.

CLICK HERE TO **DOWNLOAD** THE COMPLETE MANUAL