


# Service Manual



PDP-434PU

ORDER NO.  
**ARP3174**

PLASMA DISPLAY

# PDP-434PU

## PDP-434PE

## PRO-434PU

**THIS MANUAL IS APPLICABLE TO THE FOLLOWING MODEL(S) AND TYPE(S).**

Model	Type	Power Requirement	Remarks
PDP-434PU	TUCK	AC110 - 240V	
PDP-434PE	WYVI6	AC220 - 240V	
PDP-434PE	WYVI6XK	AC220 - 240V	
PRO-434PU	KUC	AC120V	

**This service manual should be used together with the following manual(s).**

Model No.	Order No.	Remarks
PDP-434PU/ TUCK PDP-434PE/ WYVI6 PDP-434PE/ WYVI6XK PRO-434PU/ KUC	ARP3175	SCHEMATIC DIAGRAM and PCB CONNECTION DIAGRAM



For details, refer to "Important symbols for good services".

**Confirm it**

Serial No.

**WYVI6** :  **SS**#####△△

**WYVI6XK** :  **UK**#####△△

CLICK HERE TO **DOWNLOAD** THE COMPLETE MANUAL

- Thank you very much for reading the preview of the manual.
- You can download the complete manual from: [www.heydownloads.com](http://www.heydownloads.com) by clicking the link below



- Please note: If there is no response to CLICKING the link, please download this PDF first and then click on it.

CLICK HERE TO **DOWNLOAD** THE COMPLETE MANUAL

**CHASSIS SECTION (1) Parts list**

<u>Mark No.</u>	<u>Description</u>	<u>Part No.</u>
NSP 1	P.Chassis (43) Assy	AWU1070
NSP 2	43 ADDRESS Assy	AWZ6793
3	DIGITAL VIDEO Assy	AWV2070
4	FPC (114P)	ADY1081
5	Flexible Cable (J201)	ADD1215
6	Flexible Cable (J203)	ADD1217
7	Flexible Cable (J204)	ADD1218
8	Flexible Cable (J209)	ADD1223
9	Flexible Cable (J210)	ADD1224
10	Flexible Cable (J205)	ADD1219
11	Flexible Cable (J206)	ADD1220
12	Flexible Cable (J207)	ADD1221
13	Flexible Cable (J208)	ADD1222
14	Ferrite Core	ATX1048
15	Flat Clamp	AEC1879
16	PCB Spacer	AEC1941
17	PCB Support	AEC1938
18	PCB Spacer	AEC1944
19	PCB Support	AEC1958
20	Ferrite Clamp	AEC1972
21	Wire Saddle	AEC1745
22	PCB Spacer	AEC1947
23	Wire Clip	AEC1948
24	Drive Siricon Sheet	AEH1066
25	Drive Siricon Sheet	AEH1065
26	Ydrive Protect Sheet	AMR3346
27	Screw	VBB30P080FNI
28	Flexible Cable (J202)	ADD1227

A

B

C

D

E

F

**FRONT PANEL SECTION Parts list**

<u>Mark No.</u>	<u>Description</u>	<u>Part No.</u>	<u>Mark No.</u>	<u>Description</u>	<u>Part No.</u>
1	PANEL LED Assy	AWZ6787	9	Power Button	See Contrast table (2)
2	PANEL KEY Assy	AWZ6788	10	Coil Spring	ABH1114
3	Panel Cushion V (43)	AED1201	11	Blind Cushion	AEB1383
4	Panel Cushion H (43)	AED1200	12	Screw	BBZ30P050FMC
5	Protect Panel Assy 43	See Contrast table (2)	13	Screw	ABZ30P060FMC
NSP 6	Panel Holder (43)	ANG2552	14	Serial Sheet	AAX2609
7	Cushion	AEB1393	15	Screw	APZ30P080FZK
8	Front Case Assy	See Contrast table (2)			

**(2) CONTRAST TABLE**

PDP-434PU/ TUCK, PDP-434PE/ WYVI6, PDP-434PE/ WYVI6XK and PRO-434PU/ KUC are constructed the same except for the following :

Mark	No.	Symbol and Description	PDP-434PU TUCK	PDP-434PE WYVI6	PDP-434PE WYVI6XK	PRO-434PU KUC
	5	Protect Panel Assy (43)	AMR3383	AMR3345	AMR3345	AMR3345
	8	Front Case Assy	AMB2779	AMB2779	AMB2779	AMB2783
	9	Power Button	AAD4123	AAD4123	AAD4123	AAD4126

**2.8 PDP SERVICE Assy (AWU1079)****PDP SERVICE Assy (AWU1079) Parts list**

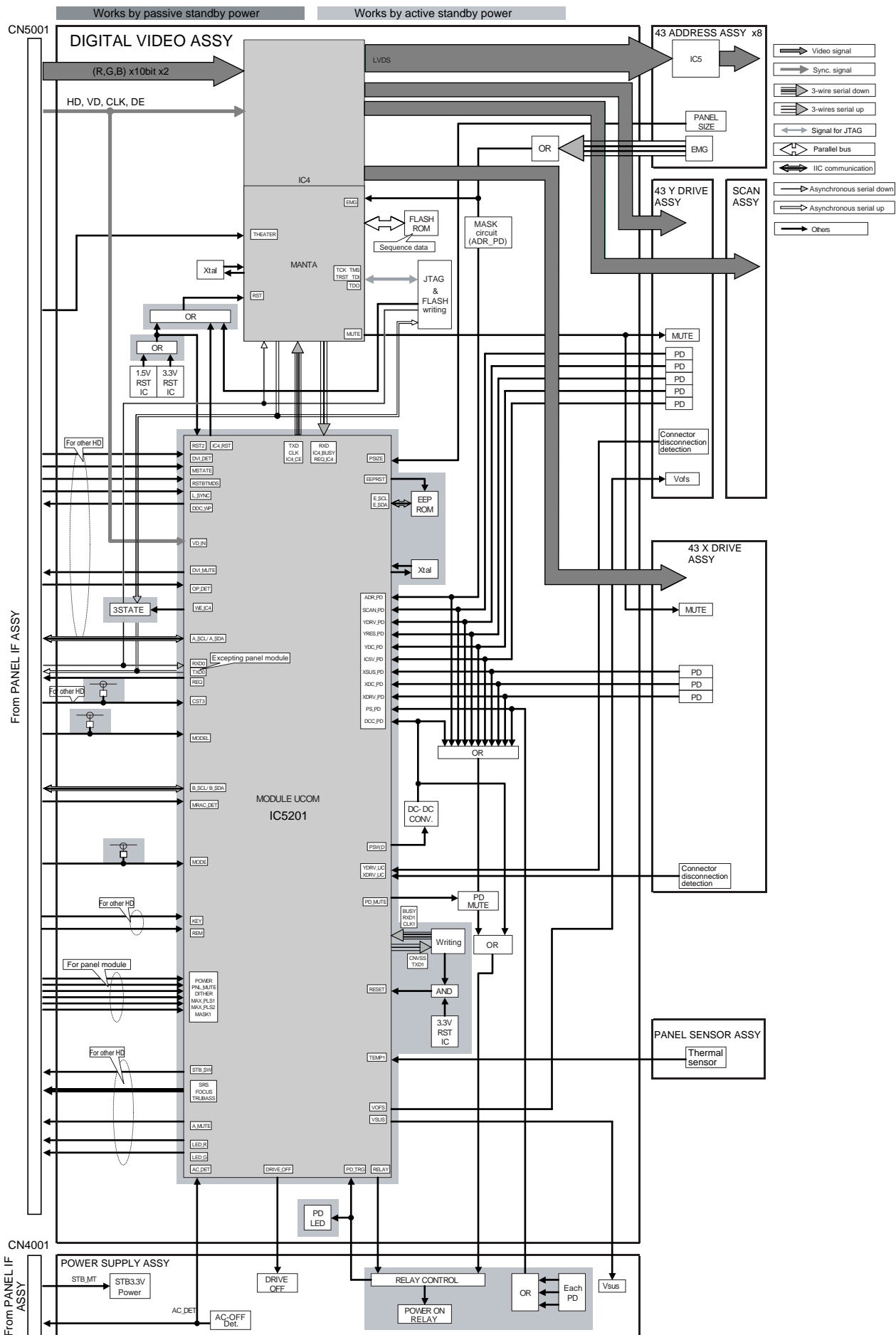
<u>Mark No.</u>	<u>Description</u>	<u>Part No.</u>	<u>Mark No.</u>	<u>Description</u>	<u>Part No.</u>
NSP	1..P. Chassis (43) Assy	AWU1070		2..Front Spacer	AMR3369
NSP	2..Front Chassis H (43)	ANA1714		2..Caution Label	AAX3031
	2..Front Chassis VL (43)	ANA1762		2..Spacer	AEB1397
	2..Front Chassis VR (43)	ANA1763		2..Edging Saddle	AEC1737
	2..Sub Frame L Assy	ANG2545	NSP	2..Drive Voltage Label	ARW1097
	2..Sub Frame R Assy	ANG2548		2..Front Case (434 Service)	AMB2810 (Note)
	2..Wire Saddle	AEC1745		2..Rear Case (43P)	ANE1612 (Note)
	2..Clamp	AEC1884	Note: The front case (434 Service) and rear case (434p) attached to the Service Assy are for transportation only. Do NOT use them as parts of the unit.		
	2..PCB Support	AEC1938		2..Screw	AMZ30P060FZK
	2..PCB Spacer	AEC1941		2..Screw	AMZ30P080FMC
	2..PCB Spacer	AEC1947		2..Screw	AMZ30P080FZK
	2..Wire Clip	AEC1948		2..Screw	PMB30P060FNI
	2..Ferrite Clamp (Plastic)	AEC1972		2..Screw	VBB30P080FNI
	2..Panel Cushion H (43)	AED1200		2..Screw	ABZ30P100FZK
	2..Panel Cushion V (43)	AED1201			
	2..Ydrive Protect Sheet	AMR3346			

**2.9 PANEL CHASSIS (43) Assy (AWU1070)****PANEL CHASSIS (43) Assy (AWU1070) Parts list**

<u>Mark No.</u>	<u>Description</u>	<u>Part No.</u>	<u>Mark No.</u>	<u>Description</u>	<u>Part No.</u>
NSP	1..43 ADDRESS Assy	AWV2020		1..PCB Spacer	AEC1944
NSP	2..43 ADDRESS Assy	AWZ6793		1..PCB Support	AEC1958
				1..Rivet (Plastic)	AMR1066
NSP	1..43 SCAN FUKUGO Assy	AWV2023		1..FC Spacer	AMR3370
NSP	2..43 SCAN A Assy	AWZ6796		1..Adhesive	ZBA-KE3424G
NSP	2..43 SCAN B Assy	AWZ6797	NSP	1..Lotion	ZLX-AP7
NSP	2..X CONNECTOR A Assy	AWZ6798	NSP	1..Tape	ZTA-8101-12
NSP	2..X CONNECTOR B Assy	AWZ6799	NSP	1..Double Faced Tape	ZTB-5015-18
			NSP	1..Tape	ZTC-POLYCA-11
NSP	1..Address Module (IC1-IC32)	AXF1115	NSP	1..Tape	ZTC-POLYCA-20
NSP	1..Plasma Panel Assy (43"V1)	AAV1243	NSP	1..Tape	ZTC-900UL-15
NSP	1..FPC (43XGA-X)	ADY1079	NSP	1..Silicone Rubber	ZTX-HC20-15
NSP	1..FPC (43XGA-Y)	ADY1080	NSP	1..Wiping Cloth	ZTX-MX100-13
NSP	1..Chassis Assy (43)	ANA1733	NSP	1..Film	ZTX-2102Y35-2R5
			NSP	1..Film	ZTX-2102Y45-5

### 3.1.5 DIGITAL VIDEO ASSY

#### • Block Diagram



A

B

C

D

E

F

Mark No.	Description	Part No.
CN4004	114P FFC CONNECTOR	AKM1216
CN4003	DVI SOCKET (24P)	AKP1216
CN4002	SOCKET (20P)	AKP1226
K4002-K4012	TEST PIN	AKX9002
CN4006	3P TOP POST	B3B-EH

### [TMD5 RX BLOCK] SEMICONDUCTORS

IC4201	24LC01B
IC4206	BA8274F
IC4205	PST3628UR
IC4202	SII169CTG100
Q4203	DTC143EUA
Q4215	SM6K2
D4203,D4204	1SS355
D4202	UDZS6.8B

### COILS AND FILTERS

F4201-F4204	ATF1194
L4201	ATH1132

### CAPACITORS

C4208,C4215,C4218,C4222,C4230 C4262	CCSRCH331J50 CCSRCH471J50
C4207,C4210,C4232,C4233,C4236 C4241,C4244,C4258	CCSRCH820J50 CCSRCH820J50
C4212,C4239,C4242,C4246	CEAT101M10
C4202,C4237,C4238 C4260	CEAT470M10 CKSRYB472K50
C4205,C4206,C4217,C4267 C4203,C4204,C4209,C4211,C4213 C4234,C4235,C4240,C4243,C4245	CKSRYF105Z10 CKSSYF104Z16 CKSSYF104Z16
C4247,C4252,C4256,C4259,C4261 C4271	CKSSYF104Z16 CKSSYF104Z16

### RESISTORS

R4241	RAB4C220J
R4213-R4218,R4245,R4247	RAB4C470J
R4253-R4255,R4257	RAB4C470J
R4250	RS1/16S3900F
Other Resistors	RS1/16S###J

### OTHERS

K4203,K4207 TEST PIN	AKX9002
----------------------	---------

### PANEL LED ASSY SEMICONDUCTORS

D4751	SML-310MT
D4752	SML-311UT

### CAPACITORS

△ C4751-C4753	CCSRCH101J50
---------------	--------------

### OTHERS

CN4751 CONNECTOR 3P	B3B-ZR-3.4
---------------------	------------

### PANEL KEY ASSY SWITCHES AND RELAYS

S4801-S4806	VSG1024
-------------	---------

### OTHERS

Mark No.	Description	Part No.
CN4801	6P FFC CONNECTOR	AKM1208

### KEY CONTROL ASSY SEMICONDUCTORS

IC4851	PD5719A
D4851-D4853,D4855,D4856	1SS302

### CAPACITORS

△ C4856-C4858	CCSRCH101J50
C4854	CEAT470M50
C4853	CKSRYB103K50

### RESISTORS

R4858	RAB4C182J
Other Resistors	RS1/16S###J

### OTHERS

△ X4851 CERALOCK	ASS1162
CN4851 6P FFC CONNECTOR	VKN1596

### PANEL IR ASSY SEMICONDUCTORS

Q4901	2SC4116
D4902	1SS302
D4901	1SS355

### CAPACITORS

C4901	CEVW470M6R3
C4903	CKSRYB102K50
C4902	CKSRYB103K50
C4904	CKSSYF104Z16

### RESISTORS

Other Resistors	RS1/16S###J
-----------------	-------------

### OTHERS

U4901 REMOTE RECEIVER UNIT	RPM7240-H4
----------------------------	------------

### DIGITAL VIDEO ASSY [DIGITAL IF BLOCK] COILS AND FILTERS

F5001,F5002,F5004	ATF1194
-------------------	---------

### RESISTORS


R5101-R5115,R5131	RAB4C470J
Other Resistors	RS1/16S###J

### OTHERS

CN5001 114P FFC CONNECTOR	AKM1216
K5002-K5004,K5007 TEST PIN	AKX9002
CN5002 10P CONNECTOR	B10B-PH-SM3

### [MODULE UCOM BLOCK] SEMICONDUCTORS

IC5206	24LC04B(I)SN
IC5201	M30626FHPGP-P
IC5205	PST3628UR
IC5208	TC74VHC08FT
IC5213	TC74VHC123AFT



A


B

C

D

E

F



A

B

C

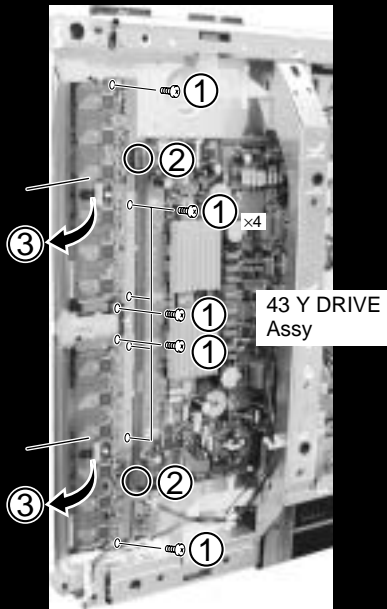
D

E

F

3

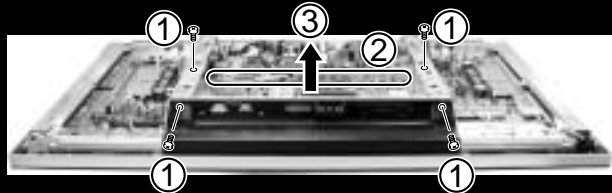
- ①
- ②
- ③




43 Y DRIVE Assy

4


- ①
- ②
- ③



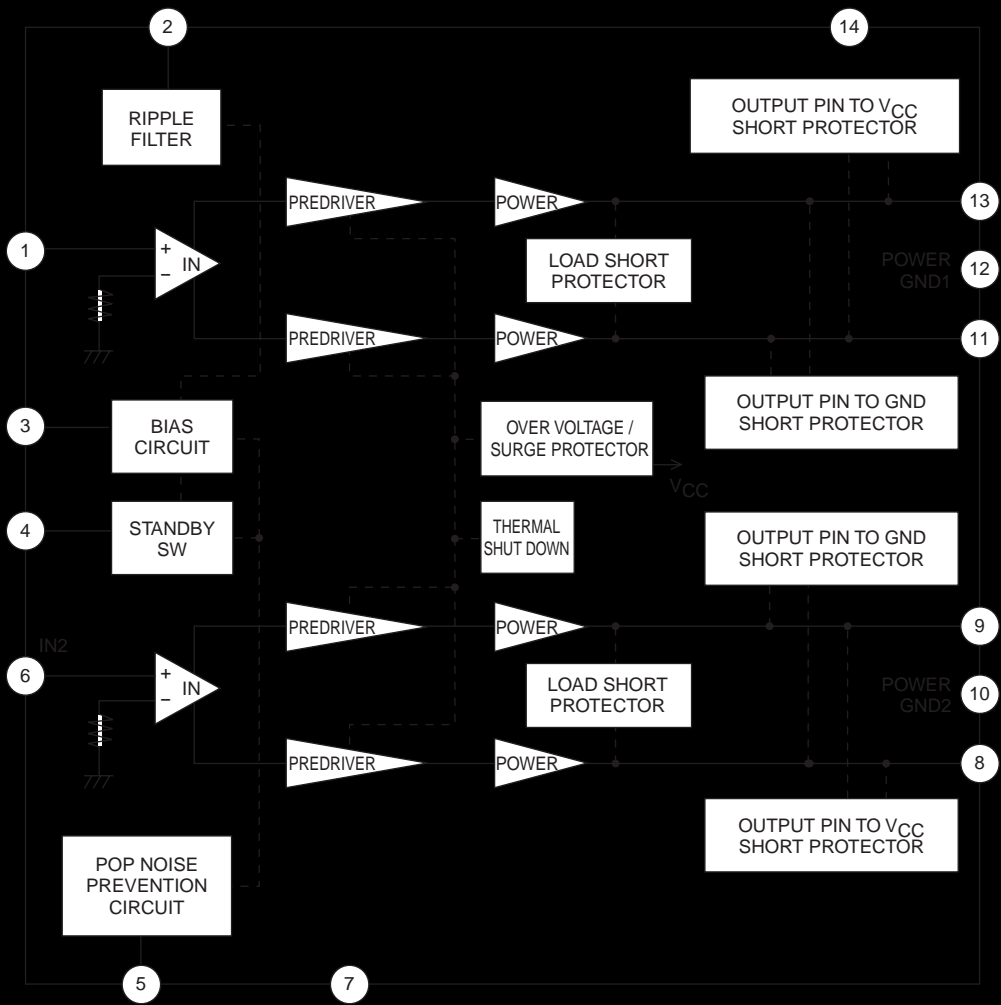
- ④
- ⑤



43 X DRIVE Assy



• 2ch BTL AF Power Amp IC



A  
B  
C  
D  
E  
F

CLICK HERE TO **DOWNLOAD** THE COMPLETE MANUAL

- Thank you very much for reading the preview of the manual.
- You can download the complete manual from: [www.heydownloads.com](http://www.heydownloads.com) by clicking the link below



- Please note: If there is no response to CLICKING the link, please download this PDF first and then click on it.

CLICK HERE TO **DOWNLOAD** THE COMPLETE MANUAL