



REPAIR TIME SCHEDULE

EAGLE 8500 LIQUID SPRAYER

CLICK HERE TO **DOWNLOAD** THE COMPLETE MANUAL

- Thank you very much for reading the preview of the manual.
- You can download the complete manual from: www.heydownloads.com by clicking the link below



- Please note: If there is no response to CLICKING the link, please download this PDF first and then click on it.

CLICK HERE TO **DOWNLOAD** THE COMPLETE MANUAL




GENERAL INFORMATION

G. DEFECT CODE LIST

Code	Definition
10	Leakage
14	Misted up, Foggy
15	Sticks
16	Slipping
17	Noisy
18	Surface rust, Oxidation
19	Improper finish application
20	Weathered
22	Missing
23	Incorrect torque
24	Incorrect timing
25	Loose
26	Incorrect assembly
30	Circuit fault, Signal
31	Short circuit, Earth short
33	Incorrectly programmed
34	Ambient temperature sensitive
45	Inadequate performance
46	Oil consumption
47	Fuel consumption
48	Bulge damage
60	Improper display contrast
61	Character missing in display
65	Cavitation
70	Fractured, Broken
71	Bent
72	Burst, Split
73	Seized
74	Worn
75	Burnt, Charred
76	Corroded, pitting
95	Modification campaign
99	Service contract




ENGINE GROUP



				OIL PRESSURE ASSY-SWITCH/
2	14 01 10	0.25		SENDER-OIL PRESSURE
5	30 01 07	0.50		CLAMP-SUPPORT 1.56 ID


HYDRAULIC GROUP



				CYLINDER-HYD,3.00X10.00X1.500
0	33 02 05	1		SEAL KIT-092GP0087




HYDRAULIC GROUP



				SENDER ASSY-OIL PRESS
1	60 30 21	0.25		SENDER-OIL PRESS, BRAKES






HYDRAULIC GROUP

				VALVE-SOLENOID,6 SPOOL
1	21 26 04	0.50		VALVE-CARTRIDGE,
2	21 26 04	0.50		VALVE-CARTRIDGE,
3	26 06 07	0.25		COIL-12VDC,HF6302012
4	21 26 04	0.50		VALVE-CARTRIDGE,
5	21 26 04	0.50		VALVE-CARTRIDGE,
6	21 26 04	0.50		VALVE-CARTRIDGE,
7	26 06 07	0.25		COIL-12V HF 6352012
8	22 01 98	0.50		VALVE-CHECK,CV08200N25






HYDRAULIC GROUP

				CYLINDER-HYD,1.00X3.00X0.50
0	33 02 05	1		SEAL KIT-092CG0014
2	17 04 01	1		PISTON
3	17 04 04	1		HEAD, GLAND
4	17 04 02	1		ROD CYLINDER
5	32 02 53	0.25		PIN-CLEVIS,103ED0001




HYDRAULIC GROUP



				CYLINDER-HYD,2.00X4.19X1.00
0	33 02 05	1		SEAL KIT-092EM0146






CAB GROUP

				ELECTRICAL ASSY
9	14 02 23	0.25		SWITCH-ROCKER, ON/OFF/ON
12	14 02 76	1		WIRE ASSY-AIR SEAT
14	14 02 68	1		WIRE HARNESS-DASH
15	14 02 61	1		WIRE HARNESS-CAB LIGHTS,
16	14 02 00	1		PANEL ASSY-DASH
17	60 30 69	1		KIT-WIRING ASSY,CAB
19	60 40 24	1		PANEL-SWITCH,WHEEL TRACK
26	28 02 21	0.25		DECAL-WHEEL TRACK
27	60 30 01	0.25		ALARM-BRAKE,CHIME
30	28 05 75	0.25		COVER-SWITCH,TOGGLE
31	14 01 47	0.5		RECEPTACLE-12V W/CAP






CAB GROUP

				SEAT/CONTROLS ASSY
20	28 06 57	1		PIVOT WLDMT-HYDROSTAT
23	28 06 00	2		SEAT-AIR SUSPENSION,SEARS
25	37 11 06	0.50		JOINT BALL SWIVEL 0.25 28 UNF
27	58 31 07	1.5		CABLE-HYDROSTATIC,80.00
28	58 31 07	1.5		CABLE-HYDRO/DECEL,54.00
29	58 31 07	1.5		CABLE-THROTTLE,155.00 LG
30	21 01 01	0.75		PEDAL ASSY-INCHING VALVE
34	28 06 57	1		LEVER WLDMT-HYDROSTAT
35	28 06 57	1		CONTROL WLDMT-THROTTLE,
36	28 05 89	2.5		POD WLDMT-CONTROL



ELECTRICAL GROUP

				LIGHTS/TAIL/HORN GROUP-
6	14 01 24	1.75		WIRE HARNESS ASSY-
7	14 01 21	0.50		LAMP-FLOOD,HALOGEN
8	13 10 01	0.50		HORN-ELECT 12V DBL TERM
9	14 02 17	0.50		TAILLIGHT-RED,RUBBER
10	14 02 17	0.50		TAILLIGHT-AMBER,RUBBER
16	14 02 21	1.75		WIRE HARNESS-TURN /
17	14 01 23	0.50		LIGHT-TURN/FLASHER,AMBER

CLICK HERE TO **DOWNLOAD** THE COMPLETE MANUAL

- Thank you very much for reading the preview of the manual.
- You can download the complete manual from: www.heydownloads.com by clicking the link below



- Please note: If there is no response to CLICKING the link, please download this PDF first and then click on it.

CLICK HERE TO **DOWNLOAD** THE COMPLETE MANUAL






DECAL GROUP

				DECAL GROUP-WR8500
1	28 02 21	0.25		DECAL-WARNING,
2	28 02 21	0.25		DECAL-HAZARD,SHOCK/READ
3	28 02 21	0.25		DECAL-WARNING,HAZARDOUS
4	28 02 21	0.25		DECAL-WARNING,CRUSHING,
5	28 02 21	0.25		DECAL-DANGER,BY-PASS,
6	28 02 21	0.25		DECAL-WARNING,HIGH
7	28 02 21	0.25		DECAL-WARNING,FALL OFF,
8	28 02 21	0.25		DECAL INSTR,OPEN PETLOCK
9	28 02 21	0.25		DECAL-WARNING,HOT SURFACE
10	28 02 21	0.25		DECAL-PRODUCT PRESSURE
11	28 02 21	0.25		DECAL-8500,RH
12	28 02 21	0.25		DECAL-8500,LH
13	28 02 21	0.25		DECAL-PREVENT DAMAGE TO
14	28 02 21	0.25		DECAL-MECHANICAL SEAL
15	28 02 21	0.25		DECAL-PUMP SUCTION
16	28 02 21	0.25		REFLECTOR-SAFETY,RED
17	28 02 21	0.25		REFLECTOR-SAFETY,YELLOW
18	28 02 21	0.25		DECAL-THROTTLE
19	28 02 21	0.25		DECAL-JOYSTICK
20	28 02 21	0.25		DECAL-DIESEL FUEL ONLY
21	28 02 21	0.25		DECAL-H.G. FLUID ONLY
22	28 02 21	0.25		DECAL-BOOM MASTER SHUT-
23	28 02 21	0.25		DECAL-DASH
24	28 02 21	0.25		DECAL-WHEEL TRACK
25	28 02 21	0.25		DECAL-C.B./WIRING
26	28 02 21	0.25		DECAL-TANK LEVEL,825 GAL
27	28 02 21	0.25		DECAL-DRAIN AIR SYSTEM
28	28 02 21	0.25		EMBLEM-AIRE GLIDE
29	28 02 21	0.25		DECAL-WARNING,BATTERY
31	28 02 21	0.25		DECAL-WARNING,BELT,FAN,
33	28 02 21	0.25		DECAL-HYD OIL FULL
34	28 02 21	0.25		DECAL-BLACK/WINDOW



PRODUCT PUMP AND PRESSURE PLUMBING GROUP (LIQUID)




WR37184-A.TIF

				PUMP GROUP-PRODUCT,WR8500
1	22 20 54	0.50		HOSE-12FJX(2)-12R2X042
3	22 20 49	1		HOSE-12FJX(2)-12R2X137
5	37 07 61	0.25		VENT ASSY-AIR,ANTI-CAV
6	19 16 00	1		PUMP-CENTRIFUGAL,HYD,2 X
7	22 20 49	1		HOSE-12FJX(2)-12LPX119
9	22 20 54	0.50		HOSE-12FJX(2)-12LPX025
15	22 20 77	0.25		ADAP STR -10MBX12MJ
16	22 20 77	0.25		ADAP STR 0.50MO-R X 0.75MJIC
17	22 20 78	0.25		TEE .75FJIC X .75MJIC X.75MJIC
18	22 20 76	0.25		ELBOW-12FJS90X-12MJ






PRODUCT PUMP AND PRESSURE PLUMBING GROUP (LIQUID)

34310-C.TIF

				PLUMBING GROUP-PROD OPT
1	37 05 12	0.25		BARB-HOSE,2.00MNPTX2.00BARB,PP
2	37 05 12	0.25		BARB-HOSE,1.50MNPTX2.00BARB,PP
5	22 20 77	0.25		ADAPTER-24HB/-20MP,POLYP






BOOM PLUMBING GROUP

				REF DWG-PLBG SS,20
1	37 08 52	1		PIPE WLDMT-SS,105.47
3	37 08 96	0.25		NOZZLE-JET,SWIVEL 1'''
4	37 06 11	0.25		BEARING-POLY BOOM






BOOM PLUMBING GROUP

				PLUMBING ASSY-EXT,RH,SS
2	37 06 11	0.25		BEARING-POLY BOOM
3	37 08 52	1		PIPE WLDMT-SS, 48.22
4	37 08 96	0.25		NOZ HLDR-TPL 1.00 IPS






BOOM PLUMBING GROUP

				PLUMBING ASSY-MID,LH,SS,
1	37 06 11	0.25		BEARING-POLY BOOM
2	37 08 52	1		PIPE WLDMT-SS,145.47
3	37 08 96	0.25		NOZ HLDR-TPL 1.00 IPS




FOAM MARKER GROUP



				CONTROL BOX-FOAM MARKER
1	37 08 67	0.50		VALVE-SOLENOID,2-WAY
2	37 08 67	0.50		VALVE-SOLENOID,3-WAY



OPTIONS GROUP

				CARRIAGE ASSY-INDUCTOR
2	34 08 50	0.5		SPRING-CPRSN, .97 ODX
4	37 05 40	0.50		LATCH BKT WLDMT-INDUCTOR
5	37 05 41	0.50		BRACKET-MTG,CHEMICAL
6	37 05 42	0.50		SUPPORT-INDUCTOR,RH
7	37 05 42	0.50		SUPPORT-INDUCTOR,LH
8	28 05 69	0.50		SPRING-GAS 90#
9	28 05 68	0.50		BALL STUD
12	37 05 43	0.50		BRACKET-TANK,INDUCTOR,LH
13	37 05 44	0.50		HANDLE WLDMT-INDUCTOR,RH



FAILURE CODE INDEX

CODE	DESCRIPTION	PAGES
14 03 08	INCHING PEDAL SENSOR CALIBRATION (not illustrated)	11-17
14 16 09	CABLE-BATTERY,NEG,SHUT-OFF	11-15
15 02 03	FAN ASSY-BLOWER	6-3
15 01 11	RECEIVER/DRIER-AC,134a	6-1, 6-3
15 02 10	VALVE-EXPANSION,CAB	6-3
14 03 09	INCHING PEDAL SENSOR ADJUSTMENT (not illustrated)	11-17
15 01 12	COMPRESSOR-134a, 130CC	6-1
14 16 18	REPLACEABLE ELEMENT 518613	11-4
15 02 13	SWITCH-THERMOSTAT,A/C HTR	6-3
15 01 14	MOUNT ASSY-COMPRESSOR,A/C	1-2
14 16 52	ALARM REVERSE	11-11
14 03 10	TMC KEYPAD	5-1
14 16 53	HARNES BACKUP	11-11
15 01 28	HOSE ASSY-134a REFRIG,	6-1
15 02 17	VALVE-SHUTOFF	6-3
14 04 85	HARNES AS-TRANSMISSION	5-10
14 16 55	LENS,AMBER (328410)	11-13
14 06 02	SENSOR AS. - FUEL LEVEL	5-12
15 01 31	SWITCH-LOW PRESSURE	6-3
15 02 17	VALVE-CONTROL,WATER	6-3
15 02 22	RESISTOR BLOCK-BLOWER	6-3
14 16 56	HARNES-ADAPTER,ACC	11-14
14 09 02	AIR FILTER RESTRICTION SWITCH	5-11
15 01 44	HOSE-SUCTION,A/C,CAB	6-3
14 16 01	CABLE AS-NEG ALTERNATOR	5-24, 5-30
15 01 44	HOSE-A/C,CAB	6-3
15 02 26	SWITCH-FAN,BLOWER	6-3
14 16 57	JUNCTION BLOCK-STUD TYPE,RED	11-15
15 02 02	FILTER-HEADLINER,CAB	6-3
15 02 29	KNOB-SWITCHES	6-3
14 16 58	BRKT WLDMT-POWER STUD	11-15
14 16 02	CABLE AS. - POS ALTERNATOR	5-26, 5-32
15 02 02	FILTER-CAB,CABOM COMBO,	6-3
14 16 59	BREAKER-CIRCUIT,100AMP MANUAL	11-15
14 16 03	CABLE AS. - POS CAB	5-23, 5-32, 14-20
15 02 30	HOSE-5/8" X 584 MM X 5/8"	6-3, 7-1
15 02 30	HOSE-5/8" X 5, 55 MM X	6-3, 7-1
14 16 60	HARNES-CONN,TRAILER	11-16
15 02 03	FAN ASSY-BLOWER	6-3
14 16 03	CABLE AS. - CAB POWER	5-23, 5-32, 14-20
15 02 30	HOSE-7/8" X 3, 423 MM X	6-3, 7-1
14 16 61	BRKT-CONN,LIGHT,HITCH	11-16
14 16 06	BRACKET AS.	5-27
15 02 10	VALVE-EXPANSION,CAB	6-3
15 02 13	SWITCH-THERMOSTAT,A/C HTR	6-3
14 16 62	PANEL-PWR DISTR	12-8
14 16 07	FUSE - HOLDER	5-27, 5-28
15 02 30	HOSE-HEATER 5/8 (BULK)	6-3, 7-1
15 02 30	HOSE-HEATER	6-3, 7-1



FAILURE CODE INDEX

CODE	DESCRIPTION	PAGES
22 20 76	ELBOW-90,-12MB/-12MFFOR	1-5, 4-1, 4-2, 4-4, 4-7, 4-9, 4-10, 4-12, 4-14, 4-15, 4-16, 4-22, 5-1, 5-2, 5-3, 6-3, 12-1, 13-1, 13-2, 13-5, 18-1, 18-3
17 01 04	Motor-Steering	9-4, 9-5, 9-6
22 20 76	ELB-90D,FG,-16FJCSXMJIC	1-5, 4-1, 4-2, 4-4, 4-7, 4-9, 4-10, 4-12, 4-14, 4-15, 4-16, 4-22, 5-1, 5-2, 5-3, 6-3, 12-1, 13-1, 13-2, 13-5, 18-1, 18-3
17 01 15	GASKET-HANDPUMP	9-4
22 20 76	ELBOW 45D 0.75FJIC SWX0.75MJIC	1-5, 4-1, 4-2, 4-4, 4-7, 4-9, 4-10, 4-12, 4-14, 4-15, 4-16, 4-22, 5-1, 5-2, 5-3, 6-3, 12-1, 13-1, 13-2, 13-5, 18-1, 18-3
22 20 76	ELBOW-90,-04FP	1-5, 4-1, 4-2, 4-4, 4-7, 4-9, 4-10, 4-12, 4-14, 4-15, 4-16, 4-22, 5-1, 5-2, 5-3, 6-3, 12-1, 13-1, 13-2, 13-5, 18-1, 18-3
22 20 76	ELBOW -6MB90X-6MJ	2-1, 2-4, 5-3, 7-1, 7-3, 7-4, 7-6, 7-8, 7-11, 7-12
22 20 76	ELBOW 90D 0.75MO-R X 0.75MJIC	1-5, 4-1, 4-2, 4-4, 4-7, 4-9, 4-10, 4-12, 4-14, 4-15, 4-16, 4-22, 5-1, 5-2, 5-3, 6-3, 12-1, 13-1, 13-2, 13-5, 18-1, 18-3
22 20 77	ADAP STR -10MBX12MJ	2-1, 2-4, 7-1, 7-3, 7-6, 7-10, 7-11, 7-12
22 20 76	ELBOW-90,-04FP/-02MP	1-5, 4-1, 4-2, 4-4, 4-7, 4-9, 4-10, 4-12, 4-14, 4-15, 4-16, 4-22, 5-1, 5-2, 5-3, 6-3, 12-1, 13-1, 13-2, 13-5, 18-1, 18-3
17 01 21	PLATE-HANDPUMP	9-4, 9-5, 9-6
22 20 76	ELBOW-90,-10MB/-10MJ,	1-5, 4-1, 4-2, 4-4, 4-7, 4-9, 4-10, 4-12, 4-14, 4-15, 4-16, 4-22, 5-1, 5-2, 5-3, 6-3, 12-1, 13-1, 13-2, 13-5, 18-1, 18-3
22 20 76	ELBOW 90D 1.00MO-R X 1.0MJIC	1-5, 4-1, 4-2, 4-4, 4-7, 4-9, 4-10, 4-12, 4-14, 4-15, 4-16, 4-22, 5-1, 5-2, 5-3, 6-3, 12-1, 13-1, 13-2, 13-5, 18-1, 18-3
22 20 77	ADAP STR 1.00MO-R X 1.25MJIC	2-1, 2-4, 7-1, 7-3, 7-6, 7-10, 7-11, 7-12
17 01 21	Orbitol Motor Mounting Plate	9-4, 9-5, 9-6
22 20 77	ADAP STR -4MBX-4MJ	2-1, 2-4, 7-1, 7-3, 7-6, 7-10, 7-11, 7-12
22 20 76	ELBOW 90D 2.00NPTX2.00 BARB PP	1-5, 4-1, 4-2, 4-4, 4-7, 4-9, 4-10, 4-12, 4-14, 4-15, 4-16, 4-22, 5-1, 5-2, 5-3, 6-3, 12-1, 13-1, 13-2, 13-5, 18-1, 18-3
17 01 21	MOUNT-HANDPUMP WLDMT	9-4, 9-5, 9-6
22 20 76	ELBOW 90D 1.25MNPT X 1.00MJIC	1-5, 4-1, 4-2, 4-4, 4-7, 4-9, 4-10, 4-12, 4-14, 4-15, 4-16, 4-22, 5-1, 5-2, 5-3, 6-3, 12-1, 13-1, 13-2, 13-5, 18-1, 18-3
22 20 76	ELBOW 45D 1.00FJIC SWX1.00MJIC	1-5, 4-1, 4-2, 4-4, 4-7, 4-9, 4-10, 4-12, 4-14, 4-15, 4-16, 4-22, 5-1, 5-2, 5-3, 6-3, 12-1, 13-1, 13-2, 13-5, 18-1, 18-3
17 01 32	Steering Column Damper Strut	14-12
22 20 77	ADPTR-STR,-12JIC X -12JIC,BHD	2-1, 2-4, 7-1, 7-3, 7-6, 7-10, 7-11, 7-12
22 20 76	ELBOW 90D 0.62MO-R X 0.75MJIC	1-5, 4-1, 4-2, 4-4, 4-7, 4-9, 4-10, 4-12, 4-14, 4-15, 4-16, 4-22, 5-1, 5-2, 5-3, 6-3, 12-1, 13-1, 13-2, 13-5, 18-1, 18-3
17 01 43	GREASE FITTING	9-2
22 20 77	ADAPTER-.38 MOR X .38 FNPT	2-1, 2-4, 7-1, 7-3, 7-6, 7-10, 7-11, 7-12
22 20 76	ELBOW -6FJS90X -6MJ	1-5, 4-1, 4-2, 4-4, 4-7, 4-9, 4-10, 4-12, 4-14, 4-15, 4-16, 4-22, 5-1, 5-2, 5-3, 6-3, 12-1, 13-1, 13-2, 13-5, 18-1, 18-3
22 20 76	ELBOW 90D .37MO-R LONGX.37MJIC	1-5, 4-1, 4-2, 4-4, 4-7, 4-9, 4-10, 4-12, 4-14, 4-15, 4-16, 4-22, 5-1, 5-2, 5-3, 6-3, 12-1, 13-1, 13-2, 13-5, 18-1, 18-3
17 01 44	STEER PIN AS	9-2
22 20 76	ELBOW 90D 0.25MO-R X 0.25MJIC	1-5, 4-1, 4-2, 4-4, 4-7, 4-9, 4-10, 4-12, 4-14, 4-15, 4-16, 4-22, 5-1, 5-2, 5-3, 6-3, 12-1, 13-1, 13-2, 13-5, 18-1, 18-3
22 20 77	ADAP O-RING X JIC SWIV-8	2-1, 2-4, 7-1, 7-3, 7-6, 7-10, 7-11, 7-12
22 20 76	ELBOW -6MB90X-6MJ	1-5, 4-1, 4-2, 4-4, 4-7, 4-9, 4-10, 4-12, 4-14, 4-15, 4-16, 4-22, 5-1, 5-2, 5-3, 6-3, 12-1, 13-1, 13-2, 13-5, 18-1, 18-3
22 20 77	ADAP -8FJIC SWX -8MNPT	2-1, 2-4, 7-1, 7-3, 7-6, 7-10, 7-11, 7-12
22 20 76	ELBOW 45D 0.75MNPT X 0.75MJIC	1-5, 4-1, 4-2, 4-4, 4-7, 4-9, 4-10, 4-12, 4-14, 4-15, 4-16, 4-22, 5-1, 5-2, 5-3, 6-3, 12-1, 13-1, 13-2, 13-5, 18-1, 18-3
22 20 76	ELBOW 90D 0.50MO-R X 0.50MJIC	1-5, 4-1, 4-2, 4-4, 4-7, 4-9, 4-10, 4-12, 4-14, 4-15, 4-16, 4-22, 5-1, 5-2, 5-3, 6-3, 12-1, 13-1, 13-2, 13-5, 18-1, 18-3
17 01 45	YOKE ASM-STEERING CYLINDER	9-2
22 20 77	ADAPTER-10MJ/-08MP	4-1, 4-2, 4-4, 4-7, 4-9, 4-10, 4-12, 4-14, 4-15, 4-16, 4-22, 5-1, 13-1, 13-2, 13-5, 13-6, 17-1, 18-1
22 20 76	ELB -6MJ45/-4MP R/B 518015	1-5, 4-1, 4-2, 4-4, 4-7, 4-9, 4-10, 4-12, 4-14, 4-15, 4-16, 4-22, 5-1, 5-2, 5-3, 6-3, 12-1, 13-1, 13-2, 13-5, 18-1, 18-3
17 01 46	HOSE AS-FRONT GREASE	9-2

CHALLENGER MT945B/MT955B/MT965B/MT975B Repair Time Schedule



FAILURE CODE INDEX

CODE	DESCRIPTION	PAGES
22 06 42	HOSE AS-PUMP CASE DRAIN	12-6, 12-7
28 00 12	SEAL-RADIATOR,FRONT	9-26
26 03 38	ACCUMULATOR	4-9
28 02 21	DECAL-WARNING,BATTERY	6-5, 11-1
26 03 41	RESERVOIR KIT-BENDIX,	5-1
28 00 19	SEAL-RADIATOR,SIDE	9-26
22 06 42	HOSE AS-IMPLEMENT GEAR PUMP CHARGE	12-6, 12-7
28 02 21	DECAL-WARNING,	6-5, 11-1
22 06 42	HOSE AS-PRIORITY/STEER RETURN	12-6, 12-7
28 02 02	COWLING ASM-HOOD	12-4, 13-2
28 02 21	DECAL-WARNING,CRUSHING,	6-5, 11-1
26 05 05	ELBOW-90,AIR,-06TUBE/	5-1
26 05 05	ELBOW-90,AIR,-04TUBE/	5-1
28 02 17	BRKT-MTG,SST 87BLK 421182	13-3
28 02 21	DECAL-WARNING,BELT,FAN,	6-5, 11-1
22 06 49	LOAD SENSE HOSE	12-5
22 06 59	COUPLER DRAIN HOSE	12-29
28 02 21	DECAL-PUMP SUCTION	6-5, 11-1
28 02 17	LOOP-SST,23.59X20.686 421182	13-3
26 05 18	TUBE-AIR 1/4 OD, R/B 511021	5-1
28 02 21	DECAL-PRODUCT PRESSURE	6-5, 11-1
28 02 17	BRC-CROSS,70"BEND,SST 421182	13-3
26 06 07	COIL-12VDC,HF6302012	4-5, 4-13
22 06 64	FILTER ASM-BRAKES	11-2, 11-8
28 02 17	BRC-VERT,SST,22.58 LG 421182	13-3
22 06 93	IMP/STEERING FILTER BYPASS SWITCH	12-20
28 02 21	DECAL-THROTTLE	6-5, 11-1
26 06 07	COIL-12V HF 6352012	4-5, 4-13
28 02 21	DECAL-TANK LEVEL,825 GAL	6-5, 11-1
28 02 18	MIRROR-E MARKED,7.87 X 16.53	13-3
22 06 94	IMP/STEERING FILTER	12-20
26 06 26	GOVERNOR-BENDIX,BW 275491	5-1
22 06 95	HYDRAULIC FITTING PLUG	12-20
28 00 74	BRACKET-COWLING,RH	9-1
28 02 21	EMBLEM-AIRE GLIDE	6-5, 11-1
28 02 21	DECAL-RKR SW,HITCH ENABLE	15-1
28 02 21	DECAL-WHEEL TRACK	6-5, 11-1
28 00 94	TANK-RINSE,55 GAL,POLY	18-3
28 02 21	DECAL-RKR SW,HYD PWR ENABLE	15-1
22 06 96	HYDRAULIC FITTING UNION	12-6, 12-17, 12-18
22 06 97	FILTER GP-OIL MT900	12-19
28 02 21	DECAL-RKR SW,HATCH CLOSE	15-1
28 01 15	BOOM REST WLDMT-8500	2-1
28 02 21	REFLECTOR-SAFETY,YELLOW	6-5, 11-1
28 02 21	DECAL-RKR SW,HATCH OPEN	15-1
22 08 13	HYDRAULIC PRESSURE TESTING (not illustrated)	9-5, 11-1, 12-21
28 02 21	REFLECTOR-SAFETY,RED	6-5, 11-1
28 01 63	COWLING WLDMT-ENGINE,LH	9-1
22 08 13	CHARGE NITROGEN ACCUMULATOR	9-5, 11-1, 12-21
28 02 01	SCREEN-DEBRIS, HOOD	9-1



FAILURE CODE INDEX

CODE	DESCRIPTION	PAGES
28 12 32	POD WLDMT-BOLT ON	6-2
33 02 01	CYLINDER-HYD,1.00X3.00X0.50	4-10, 4-16, 4-22, 14-1
26 02 81	SERVICE BRAKE CONTROL CABLE	11-1, 14-26, 14-55
45 04 11	SEAL-RING	2-2
26 02 81	CASE AS	11-1, 14-26, 14-55
33 02 01	CYLINDER-ADJUSTER	4-10, 4-16, 4-22, 14-1
45 05 19	BEARING-BALL, TRANSMISSION	2-2
28 12 58	LOUVER-AIR DUCT	6-3
45 05 20	SEAL-OIL INPUT	2-2
28 12 62	LATCH-WINDOW, REAR, UPR, RH	6-3
26 02 81	CABLE	11-1, 14-26, 14-55
33 02 01	CYLINDER-HYD, 2.00X4.19X1.00	4-10, 4-16, 4-22, 14-1
33 02 01	CYLINDER-HYD, 2.00X30.00X1.50	4-10, 4-16, 4-22, 14-1
26 02 82	ROD END-YOKE	11-6
28 12 62	LATCH-WINDOW, FRONT, UPR, RH	6-3
45 07 12	FILTER-PARTICLE	10-3
45 07 14	ELBOW RWK-45D	2-1, 2-4, 6-2
26 02 83	LEVER	11-6
33 02 05	SEAL KIT-092GP0086	4-3, 4-11, 4-16, 4-17, 4-18, 4-19, 4-20, 4-21, 4-22, 4-23
28 12 70	VALVE-CONTROL, HEIGHT, CR	5-1
26 02 84	BRACKET WLDMT-BRAKE VALVE	11-6
45 07 14	ADAPTER-STR, 2.00MO-RX2.00MJIC	2-1, 2-4, 6-2
28 12 76	COVER-LATCH	6-3
33 02 05	SEAL KIT-092FM0037	4-3, 4-11, 4-16, 4-17, 4-18, 4-19, 4-20, 4-21, 4-22, 4-23
26 02 85	CONTROL SUPPORT BEARING	11-6
30 01 06	BRAKE-HYD, ACTUATOR	4-9
33 02 05	SEAL KIT-HYD CYL, 3.00 X	4-3, 4-11, 4-16, 4-17, 4-18, 4-19, 4-20, 4-21, 4-22, 4-23
45 32 07	BEARING-INPUT HOUSING PUMP	2-2
26 02 86	BRAKE CONTROL VALVE	11-6
30 01 07	CLAMP-SUPPORT CUSHION	1-4, 4-16, 4-22, 8-1
45 32 07	BEARING-TRANSMISSION	2-2
33 02 05	SEAL KIT-092GP0087	4-3, 4-11, 4-16, 4-17, 4-18, 4-19, 4-20, 4-21, 4-22, 4-23
33 02 05	SEAL KIT-092EP0027	4-3, 4-11, 4-16, 4-17, 4-18, 4-19, 4-20, 4-21, 4-22, 4-23
30 01 07	CLAMP-SUPPORT 1.56 ID	1-4, 4-16, 4-22, 8-1
26 02 87	RING-RETAINING EXT 17.81DX1.07	11-6
45 32 07	BEARING	2-2
33 02 05	SEAL KIT-092CG0014	4-3, 4-11, 4-16, 4-17, 4-18, 4-19, 4-20, 4-21, 4-22, 4-23
45 32 07	BEARING-CHARGE PUMP	2-2
26 02 89	SEAL-LIP 19.05 DIA SHAFT	11-6
32 01 10	SPRING ASSY-MOUNT, PRODUCT	12-1
33 02 05	CYLINDER-HYD, 1.00X3.00X0.50	4-3, 4-11, 4-16, 4-17, 4-18, 4-19, 4-20, 4-21, 4-22, 4-23
26 02 96	BRACKET	11-16
45 32 08	TRANS-PUR SHIFT 11 SPD JD TII	2-1, 2-4, 2-5
32 02 53	PIN-CLEVIS, 103ED0001	4-18
26 02 98	CABLE ASM-PARK BRAKE	11-16
33 02 05	SEAL KIT-092EM0146	4-3, 4-11, 4-16, 4-17, 4-18, 4-19, 4-20, 4-21, 4-22, 4-23
45 32 08	TRANS-POWER SHIFT, 11SPD (RTG)	2-1, 2-4, 2-5
33 01 47	MOUNT-CLEANER, AIR	1-1
26 03 10	HOSE ASM-PARK BRAKE RETURN	11-15
45 32 08	TRANS ASM-JD TII	2-1, 2-4, 2-5
33 02 01	CYLINDER-HYD, 2.50X8.00X1.125	4-10, 4-16, 4-22, 14-1

EAGLE 8500 LIQUID SPRAYER



FAILURE CODE INDEX

CODE	DESCRIPTION	PAGES
28 05 58	CAB DOOR HANDLE	14-4
37 10 40	CARRIAGE WLDMT-FOAM	17-1
28 05 64	CAB DOOR LOCK	14-4, 14-10
37 11 06	JOINT BALL SWIVEL 0.25 28 UNF	5-1, 6-10
58 31 07	CABLE-HYDRO/DECEL,54.00	6-10
37 11 38	TUBE WLDMT-RACK SPRT RH	14-1
58 39 03	MOUNT ASSY-ENGINE	1-2
28 05 64	Cab Door Latch Assembly	14-4, 14-10
58 39 05	MOUNT-OIL COOLER,8500 RH	1-5
28 05 65	CAB DOOR HINGE	14-3
37 11 38	TUBE WLDMT-RACK SPRT LH	14-1
58 39 05	MOUNT-OIL COOLER 8500 LH	1-5
37 11 39	PIVOT WLDMT-80' BOOM,LH	14-1
28 05 67	CAB DOOR	14-1, 14-3
58 39 05	MOUNT-CONDENSER	1-5
28 05 70	CAB DOOR SEAL	14-3
37 11 40	CARRIAGE WLDMT-80'/90' BOOM	14-1
58 50 01	THROTTLE ASSY-ENGINE	1-2
37 11 41	SPROCKET WLDMT-LIFT,80/90	14-1
28 05 71	Rear Window Hinge	14-8
43 05 07	COUPLER-QUICK,POLY-48MP/	13-2, 17-1, 18-3
28 05 76	Upper Console	14-76
58 56 01	MUFFLER-DONALDSON,4""	1-1
58 56 11	TAILSPOUT-4"" ALUMINIZED	1-1
28 05 78	DASH CLUSTER COVER	14-11
43 05 07	COUPLER-QUICK,POLY- R/B 000830	13-2, 17-1, 18-3
28 05 80	STEERING WHEEL CONSOLE ASM	14-11
58 56 36	EXHAUST WLDMT-ELBOW,	1-1
43 05 07	COUPLER-QUICK,-16CAP,POLY	13-2, 17-1, 18-3
58 56 36	ELBOW-EXHAUST,CHROME,4 X	1-1
43 10 31	COUPLING 0.50NPS PIPE STEEL PL	3-1
28 05 87	CONTROL KNOB	14-22, 14-42, 14-55
58 56 39	BRACE-EXHAUST OUTLET CONNECT	1-1
45 07 14	FITTING-HYD,-08HB X-10MOR STR	3-1, 17-1, 17-4, 18-1, 18-3
28 06 02	SEAT BACK CUSHION	14-35
58 56 39	MOUNT WDLMT-EXHAUST	1-1
28 06 03	SEAT CUSHION	14-35
45 07 14	FITTING-HYD,-10MOR X-08MNPT90D	3-1, 17-1, 17-4, 18-1, 18-3
45 07 14	ADAP MALE 1.00NPT POLY	3-1, 17-1, 17-4, 18-1, 18-3
28 06 05	PASSENGER SEAT	14-34
58 56 39	BRACE-AIR CLEANER	1-1
45 07 14	ELBOW-45,-08FP/-08MP	3-1, 17-1, 17-4, 18-1, 18-3
28 06 07	SEAT BELT	14-34
58 56 39	ANGLE-MOUNT,EXHAUST,LH	1-1
56 07 00	VALVE-RELIEF,CHARGE VALVE	4-6, 4-9
58 56 39	ANGLE-MOUNT,EXHAUST,RH	1-1
28 06 52	KIT-HARNESS (SUSPENSION)	14-38
56 07 00	VALVE-RELEIF,CARTRIDGE,1700PSI	4-6, 4-9
28 06 64	UPPER COLUMN COVER	14-11
59 04 17	TUBE-RADIATOR,LWR	1-5
59 04 17	HOSE-RADIATOR,1.00 ID	1-5

EAGLE 8500 LIQUID SPRAYER

CLICK HERE TO **DOWNLOAD** THE COMPLETE MANUAL

- Thank you very much for reading the preview of the manual.
- You can download the complete manual from: www.heydownloads.com by clicking the link below



- Please note: If there is no response to CLICKING the link, please download this PDF first and then click on it.

CLICK HERE TO **DOWNLOAD** THE COMPLETE MANUAL