



REPAIR TIME SCHEDULE

**874 / 1074 / 1074C / 1274C / 884 / 1084 /
1286C Rogator Chassis**

CLICK HERE TO **DOWNLOAD** THE COMPLETE MANUAL

- Thank you very much for reading the preview of the manual.
- You can download the complete manual from: www.heydownloads.com by clicking the link below



- Please note: If there is no response to CLICKING the link, please download this PDF first and then click on it.

CLICK HERE TO **DOWNLOAD** THE COMPLETE MANUAL

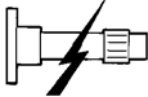


GENERAL INFORMATION

G. DEFECT CODE LIST

Code	Definition
10	Leakage
14	Misted up, Foggy
15	Sticks
16	Slipping
17	Noisy
18	Surface rust, Oxidation
19	Improper finish application
20	Weathered
22	Missing
23	Incorrect torque
24	Incorrect timing
25	Loose
26	Incorrect assembly
30	Circuit fault, Signal
31	Short circuit, Earth short
33	Incorrectly programmed
34	Ambient temperature sensitive
45	Inadequate performance
46	Oil consumption
47	Fuel consumption
48	Bulge damage
60	Improper display contrast
61	Character missing in display
65	Cavitation
70	Fractured, Broken
71	Bent
72	Burst, Split
73	Seized
74	Worn
75	Burnt, Charred
76	Corroded, pitting
95	Modification campaign
99	Service contract




ENGINE GROUP

				ENGINE INSTL-CAT 3126B,250HP
9	22 19 55	.25		ADAPTR-LONG STR -8MB X -8MORFS
10	22 19 55	.25		ADAPTR-90D,.5ORFSX5/8 HOSE BRD
11	22 20 77	.25		ADAPTR-STR -12MB X -10MJ



ENGINE GROUP

				KIT-BRAKE ASM EXHAUST
3	58 56 59	.75		BRAKE ASM-EXHAUST

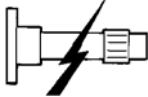




ENGINE GROUP

				KIT-BRAKE, EXHAUST
1	58 56 49	.50		ELBOW-EXHAUST, SHORT, 4.00
2	58 56 56	1.0		BRAKE ASM-EXHAUST

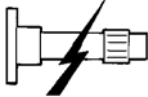




ENGINE GROUP

				KIT-HYDRO PUMP DRIVE
1	22 01 81	3.5		HUB-M65-TSB
2	22 22 63	3.5		FLANGE-PUMP DRIVE (521634)

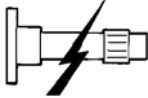




ENGINE GROUP

				DRIVE SYSTEM INSTL,"C"
6	22 22 59	1.0		BLOCK-HYD,HYDRO HIC
9	22 22 01	.50		TUBE-HYD,HYDRO,LOOP FLUSH
19	22 22 03	1.5		TUBE-HYD,DRIVE PRESSURE
24	22 20 77	.25		TUBE END NIPPLE -4
25	22 19 55	.25		ADPTR-STR,1.25MO-RX1.25MJIC,L
29	22 19 78	.25		TEE-RUN,.75 ORFS(2)X1.00FLH 62
40	22 20 77	.25		ADAP STR 0.75MO-R X 1.00MJIC
45	22 20 76	.25		ELBOW 90D 0.25MO-R X 0.25MJIC
49	22 20 78	.25		TEE-RUN,1.0FJIC SW X1.0MJIC(2)
56	22 19 39	.25		ELBOW AS-90 DEG 4 STOR X6 ORFS

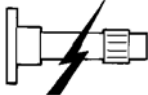




ENGINE GROUP

				GERABOX-DOUBLE PUMP DRIVE
1	22 23 06	.25		BREATHER-GEARBOX
2	22 23 07	.25		FITTING
6	22 23 08	2.5		SEAL
11	22 23 10	.25		PLUG/DRAIN MAG.

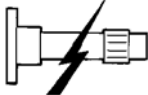


FRAME AND SUSPENSION GROUP



				CROSSMEMBER ASM-ENGINE
5	27 07 15	1.0		BRKT WLDMT-MTG,ENGINE
9	34 12 32	2.0		CROSSMEMBER

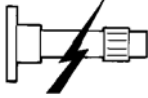


FRAME AND SUSPENSION GROUP



				BAR ASM-ANTI-ROLL
1	34 12 35	4.0		BAR WLDMT-ANTI-ROLL
2	32 01 66	1.0		BEARING-SLEEVE,3.262 IDX3.00L
5	32 01 24	1.0		BEARING-SPHERICAL,2.00



AXLE AND STEERING GROUP

				COMPONENT INSTL-4WS
5	14 17 55	.50		SENSOR ASM-STEER

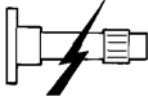


AXLE AND STEERING GROUP



				2 WHEEL STEER
2	17 02 63	6.0		LEG WLDMT-WHEEL REAR LH
4	17 02 62	6		PAD GREASE LARG .38
5	17 02 62	6		PAD WEAR SMALL .38
7	17 02 62	6		SHIM-WEAR PAD,LARGE,20GA
8	17 02 62	6		SHIM-WEAR PAD,LARGE,16GA
9	17 02 62	6		SHIM-WEAR PAD,SMALL,20GA
10	17 02 62	6		SHIM-WEAR PAD,SMALL,16GA
11	25 01 09	.50		PAD-WEAR,STEEL
13	17 02 62	6		SHIM-WEAR PAD,UPPER
15	17 02 62	6		PAD-WEAR,AXLE,UPPER,STEEL
24	17 01 43	.25		FITTING LUB.12-27NPTFX0.68

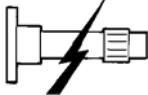


FUEL SYSTEM GROUP



				INSTL-FUEL LINE 3126B
1	57 17 15	.75		WLDMT-BRKT,FUEL FILTER
2	57 17 00	.75		MNFLD-FILTER,REMOTE FUEL
3	22 20 54	.50		HOSE HYD 0.37 BULK 250PSI WP
4	15 02 30	.50		HOSE HYD 0.50 BULK 250PSI WP
5	45 07 14	.25		FITTING PUSH-LOK-6
6	45 07 14	.25		FITTING-HOSE -6 FJS90
7	45 07 14	.25		ELBOW-HYD,-8FJICX-8BARB,90D
8	22 07 42	.50		STRAINER-INLINE,0.50,100 MESH
12	22 20 77	.25		ADAP STR 0.50MO-R X 0.50 MJIC
15	22 20 77	.25		ADAP STR 0.50MO-R X 0.37MJIC

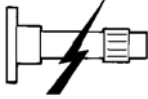


HYDRAULIC GROUP



				CYLINDER ASM-HYD,LADDER
REF	19 26 84	AR		HYDRAULIC FLUSHING PROCEDURE
1	33 02 01	.75		CYLINDER-HYD,1.50X6.50X.63
2	22 20 77	.25		ADAP STR -4MBX-4MJ

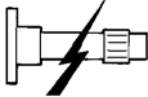


HYDRAULIC GROUP



				PUMP INSTL-HYD,L3220G4MA,1074C
REF	19 26 84	AR		HYDRAULIC FLUSHING PROCEDURE
3	22 22 55	1.0		O RING,4.00 ID X.09W,B-PAD

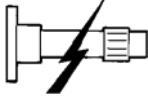


HYDRAULIC GROUP



				TANK ASM-HYD 60 GAL
REF	19 26 84	AR		HYDRAULIC FLUSHING PROCEDURE
1	21 26 08	4.0		RESERVOIR-HYD 60 GAL
5	14 17 46	.50		SWITCH-LEVEL, HYDRAULIC
10	21 26 16	.50		STRAINER-SUCTION 2.50
13	22 20 77	.25		ADAP STR-20MBX-20MJ
15	22 20 77	.25		ADAP STR -20MBX-16MJ
17	22 20 76	.25		ELBOW -20MB45X-20MJ
19	22 20 77	.25		ADAP STR 0.37MO-R X 0.50MJIC
20	22 20 77	.25		ADAP STR 1.50MO-R X 1.25MJIC
22	22 20 77	.25		ADAPTER STR

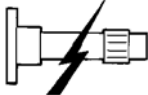




HYDRAULIC GROUP

				CYLINDER-HYD,3.00X10.00X1.38
REF	19 26 84	AR		HYDRAULIC FLUSHING PROCEDURE




HYDRAULIC GROUP



				PUMP-HYD-HYDRO MDL 5462
76	22 24 80	.50		PLUG/IPOR ADJ
78	22 22 91	1.0		VALVE/RELIEF 6500

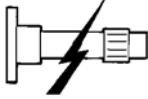


HYDRAULIC GROUP



				C/F/S/BLOCK ASM
REF	19 26 84	AR		HYDRAULIC FLUSHING PROCEDURE
1	22 20 77	.25		ADAP STR .37MORX.37MJIC LONG
2	22 22 76	2.0		BLOCK-HYD,CHARGE FILTER MNFLD
3	22 20 77	.25		TUBE END NIPPLE -6
4	22 20 76	.25		ELBOW 90D 0.75MO-R X 0.75MJIC
5	22 20 77	.25		ADAP STR 0.37MO-R X 0.37MJIC
6	22 20 78	.25		TEE 1.00MO-R X 1.00MJIC(2)
7	22 20 78	.25		TEE 0.37FJIC SW X 0.37MJIC(2)
8	22 20 76	.25		ELBOW -16MB45X-16MJ
9	22 20 77	.25		ADAP STR 0.75MO-R X 0.75MJIC
10	22 20 77	.25		ADAP STR 0.37MO-R X 0.25MJIC
11	22 20 76	.25		ELBOW 90D 0.37MO-R X 0.25MJIC
12	22 20 78	.25		TEE 0.37MJIC(2)X0.37FJIC SW




HYDRAULIC GROUP



				VALVE/CONTROL 40 GPM
REF	19 26 84	AR		HYDRAULIC FLUSHING PROCEDURE
1	22 20 75	1		MOTOR ASM
8	22 20 80	.50		ORING-BUNA-N 125

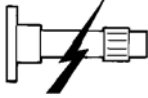


HYDRAULIC GROUP



				DRIVE BLOCK ASM
REF	19 26 84	AR		HYDRAULIC FLUSHING PROCEDURE
1	22 22 62	1.5		BLOCK-HYD,MAIN DRIVE,864/1264
2	22 20 77	.25		PLUG O RING BOSS -4
3	22 20 77	.25		TUBE END NIPPLE -6
4	22 22 57	.25		TRANSDUCER-PRES,7500 PSI (MV)
5	22 20 77	.25		ADAP STR 1.00MO-R X 1.00MJIC
6	22 20 77	.25		ADAP STR 0.37MO-R X 0.37MJIC
8	22 20 77	.25		ADAP STR 0.25MO-R X 0.37MJIC
9	22 20 76	.25		ELBOW 45D 0.75MO-R X 0.75MJIC

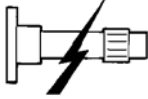




HYDRAULIC GROUP

				HOSE ASM -6 X 16.00 R1AT MP/MP
REF	19 26 84	AR		HYDRAULIC FLUSHING PROCEDURE

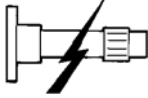


HYDRAULIC GROUP



				HYD INSTL-BLKHD,FLANGE KITS
8	22 20 77	.25		ADAPTER-STR,LG,-4M-ORX-4MJIC
10	22 20 77	.25		ADAP STR 0.50MO-R X 0.50 MJIC
11	22 20 77	.25		ADAP STR 0.37MO-R X 0.37MJIC

HYDRAULIC GROUP



				HOSE KIT-DRIVE CIRCUIT
16	22 22 01	.50		HOSE ASM-12X33 FJS/16FJS90
18	22 22 01	.50		HOSE ASM-12X45.00 FJS/16FJS
19	22 22 01	.50		HOSE ASM-12X38.00 FJS/FJS
20	22 22 02	1.0		HOSE ASM-20X43 FJS90L/FJS
21	22 22 01	.50		HOSE ASM-20X28 FJS90L/FJS
23	22 22 01	.50		HOSE ASM-16X48 FJS/FJS45

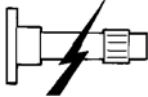


HYDRAULIC GROUP



				HYDRAULICS
REF	19 26 84	AR		HYDRAULIC FLUSHING PROCEDURE
9	22 20 76	.25		ADAPTER/ELBOW 45D
10	22 20 49	1		HOSE/ASSY 1.25 2CB X 58
11	22 20 49	1		HOSE/ASSY 1.25 2CB X 127
12	22 21 33	1.50		COOLER/50 GAL
13	60 30 85	.25		SWITCH/TEMP 117D F
15	22 20 77	.25		ADAPTER/BUSHING
16	22 20 78	.25		TEE
17	22 20 77	.25		ADAPTER/CONNECTOR
18	22 01 98	.50		VALVE/CHECK
19	22 20 77	.25		ADAPTER/CONNECTOR
20	22 20 77	.25		ADAPTER/ELBOW 90D
21	22 20 49	1		TUBE/1.25 X 7.25
22	22 20 77	.25		ADAPTER/ELBOW 90D
26	22 20 49	1		ASSEMBLY-TUBE 3/4X2-7/8
27	22 20 76	.25		ELBOW-HYD FITTING,90D,.06JIC
28	22 20 78	.25		TEE-UNION
29	22 20 54	.50		ASSEMBLY-HOSE 3/4X80
31	22 20 77	.25		ADAPTER
32	22 22 17	1		VALVE-RAVEN 25GPM
33	22 20 77	.25		ADAPTER TEE
34	22 20 54	.50		TUBE/.75"OD X 8.5" ASSY 304
35	22 20 77	.25		ADAPTER
36	22 20 54	.50		TUBE/.75" OD X 68" ASSY 304
37	22 20 54	.50		ASSEMBLY-HOSE 1/2X36
38	22 20 77	.25		ADAPTER REDUCING
39	22 03 35	.25		DISCONNECT-QK NIPPLE R/B133637
40	22 03 35	.25		DISCONNECT-QUICK FEMALE
57	14 04 73	.25		96750-X1 RELAY-12VAC-20A

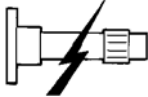


HYDRAULIC GROUP



				PLMB INSTL-STEERING, HYD
REF	19 26 84	AR		HYDRAULIC FLUSHING PROCEDURE
1	22 04 62	.50		HOSE ASM-6X68.00 8FJS/FJS90
2	22 04 62	.50		HOSE ASM-6X28.00 8FJS/FJS
3	22 04 62	.50		HOSE ASM-6X38.00 FJS/FJS90
4	22 04 62	.50		HOSE ASM-4X23.00 FJS/6FJS
5	22 20 78	.25		TEE 0.50JIC SWIVELX0.50 JIC(2)
6	22 04 62	.50		HOSE ASM-4X118.00 FJS/6FJS

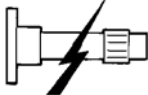


HYDRAULIC GROUP



				HARNESS INSTL-CHASSIS,1074C
1	14 16 42	.50		HARNESS-ADAPTER,864
3	14 01 12	2.0		HARN-ENG ELECTRONICS,CHASSIS
5	60 30 90	1.5		HARNESS-DRIVE CONTROL,CHASSIS
6	14 16 44	2.0		HARNESS-CHASSIS,864
22	60 40 02	1		MODULE-REMOTE THROTTLE
23	14 17 52	.50		BRACKET-REMOT THROTTLE MODULE

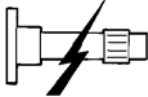


HYDRAULIC GROUP



				PUMP INSTL-HYD,L3220G4MA,1274C
REF	19 26 84	AR		HYDRAULIC FLUSHING PROCEDURE
3	22 22 55	1.0		O RING,4.00 ID X.09W,B-PAD

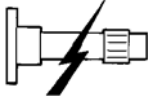


HYDRAULIC GROUP



				PLMB INSTL-HYD STEERING
REF	19 26 84	AR		HYDRAULIC FLUSHING PROCEDURE
1	22 04 62	.50		HOSE ASM-8X29.00 FJS/FJS45
2	22 04 62	.50		HOSE ASM-6X28.00 FJS/FJS45
3	22 04 62	.50		HOSE ASM,-6X120.00 FJS/FJS
4	22 04 62	.50		HOSE ASM,-6X210.00 FJS/FJS
5	22 20 78	.25		TEE 0.37FJIC SW X 0.37MJIC(2)
6	22 20 78	.25		TEE 0.50JIC SWIVELX0.50 JIC(2)

HYDRAULIC GROUP



				HOSE KIT-DRIVE CIRCUIT
REF	19 26 84	AR		HYDRAULIC FLUSHING PROCEDURE
4	22 22 02	1.0		HOSE ASM -20 X 53 FJS/FJS
5	22 22 02	1.0		HOSE ASM -20 X 39 FJS/FJS
8	22 22 02	1.0		HOSE ASM -12 X 36 FJS/10FJS90
9	22 22 02	1.0		HOSE ASM -12 X 51.5 FJS/16FJS
10	22 22 02	1.0		HOSE ASM -12 X 45 FJS/10FJS90
18	22 22 02	1.0		HOSE ASM -16 X 66 FJS/FJS

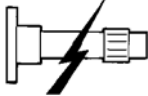

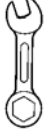
HYDRAULIC GROUP



				HOSE KIT-DRIVE CIRCUIT
19	22 22 03	1.5		HOSE ASM -6 X 151 FJS/FJS90
23	22 22 02	1.0		HOSE ASM -6 X 44 FJS/FJS90

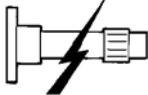


HYDRAULIC GROUP



				HOSE KIT-TRACK ADJ CIRCUIT
REF	19 26 84	AR		HYDRAULIC FLUSHING PROCEDURE
1	22 20 54	.50		HOSE ASM-8X107.00 FJS/FJS45
2	22 20 54	.50		HOSE ASM -6 60.00 R1AT
3	22 20 54	.50		HOSE ASM -6 28.00 R1AT




AIR SYSTEM GROUP



				VLV INSTL-AIR HGT CONT,1264
1	26 05 56	.25		ROD-CONNECTING,LINK,END
23	22 19 39	.25		ELBOW 90D 0.25NPT MAL IR PL

AIR SYSTEM GROUP



				HORN AIR (EUROPE)
1	16 05 57	1.25		ADAPTER PLATE FOR 516956




AIR SYSTEM GROUP



				OPTION-AIR DRYER GROUP
1	26 03 48	1.25		PLATE-MTG,AIR DRYER/TANK
2	26 03 46	.25		HOSE ASM-8X14.00 FJS/FJS
3	26 03 47	.25		HOSE ASM-8X38.00 FJS/FJS90
4	26 03 41	1.25		RESERVOIR-AIR,HOMOCLOCATION,10L
5	37 08 72	.25		TUBING 0.25 OD NYLON BLACK
7	22 20 76	.25		ELBOW,UNION 0.25TUBE AUTO LCK
11	22 19 55	.25		ADAPT STR-.75-16MJIC 22-1.5
14	26 03 43	1		DRYER-AIR,SINGLE CANISTER
15	22 19 39	.25		ELBOW-90D,SWVL,L,.12MNPTFX.25T
19	22 20 76	.25		ELBOW -8MP90 X -8MJ
21	26 03 44	.25		DRAIN VALVE
22	43 05 10	.33		THRUST RING M-22
23	26 05 53	.33		O RING M-22

CAB GROUP



				INDICATOR ASM-PANEL, YELLOW
1	14 02 29	.50		INDICATOR-PANEL MOUNT, YELLOW

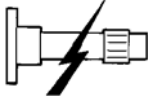


CAB GROUP



				CONSOLE ASM-BASE,HYDRST
1	28 05 79	2		BASE WLDMT-SHIFT CONSOLE

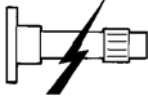


CAB GROUP



				CTRL INSTL-THROTTLE/BM SECT
4	60 60 52	.25		SWITCH-ELEC,RKR(ON)OFF(ON)DPDT
5	14 02 38	.50		SW-ELEC,PDL,(ON)-OFF-(ON),DPDT

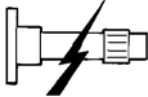


CAB GROUP



				SEAT INSTL-SCIS ACTN,AIR COMPR
1	28 06 00	1.5		SEAT ASM-SCISS ACTN,AIR COMPR
4	14 01 24	1.50		HARNES-ROOF,MAIN
5	14 01 28	.25		FUSE 10A BLADE ATC

CAB GROUP



				PANEL-PWR DISTR
26	14 00 25	.25		FUSE 1A BLADE ATC
29	14 00 25	.25		FUSE 25A BLADE ATC
42	14 00 25	.25		FUSE 20A BLADE ATC
43	14 00 26	.25		FUSE 15A BLADE ATC
47	14 00 26	.25		FUSE 5A BLADE ATC
48	14 01 28	.25		FUSE 10A BLADE ATC





CAB GROUP

				HANDRAIL INSTL-CAB
1	28 07 22	1.0		HANDRAIL WLDMT-CAB

CAB GROUP



				ARMREST ASM-RG
1	38 07 35	.15		LEVER

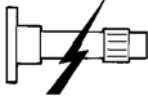




CAB GROUP

				BRKT INSTL-CONT MTG,SEAT
1	28 15 21	.50		BRKT WLDMT-CONSOLE,SHIFT

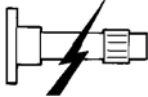


CAB GROUP



				AIR RIDE CAB MOUNT
2	28 12 30	2		SLUG-ISOLATOR,CAB MT
4	37 08 72	.25		TUBING 0.25 OD NYLON BLACK
9	28 05 39	2		ISOLATOR-SHOCK

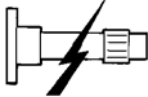


CAB GROUP



				INTERIOR CAB ROOF
3	28 05 08	1.5		ROOF
7	28 05 08	1.5		ROOF
8	28 03 76	.50		COVER
19	28 08 12	2.0		HEADLINER
20	28 08 13	.50		ISOLATER
21	28 08 12	2.0		HEADLINER
22	28 02 50	.75		SUN VISOR




CAB GROUP



				STD ISOLATOR CAB MOUNTING
3	28 12 29	2		MT MLDMT-CAB,REAR
4	28 12 30	2		SLUG-ISOLATOR,CAB MT
6	28 02 55	.50		PLATE-WASHER,WINDSHIELD
7	28 05 37	4		SUPPORT WLDMT-CAB,FRONT
13	28 05 39	2		ISOLATOR-SHOCK
27	28 15 22	2.0		TUBE WLDMT-CAB REAR,STD MOUNT

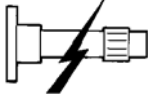


CAB GROUP



				ASM/CAB GLASS
6	28 05 49	4		GLASS-WINDSHIELD
7	28 05 50	2.5		GLASS-LH,FRONT,LOWER
8	28 05 50	2.5		GLASS-RH,FRONT,LOWER
9	28 05 47	2		GLASS-LH,REAR
10	28 05 47	2		GLASS-RH,REAR
11	28 05 48	3		GLASS-REAR
12	28 05 70	1		H-SEAL,WINDSHIELD
13	28 05 44	.50		SEAL-WINDOW GLASS

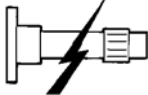


CAB GROUP



				ASM/OUTER ROOF
3	28 05 08	1.5		ROOF-OUTER, NON-DOMESTIC

CAB GROUP



				ARMREST WIRING HARNESS
REF	14 00 21	.50		RELAY 20/30A PLUG IN
1	60 40 81	1.5		WIRING HARNESS

CLICK HERE TO **DOWNLOAD** THE COMPLETE MANUAL

- Thank you very much for reading the preview of the manual.
- You can download the complete manual from: www.heydownloads.com by clicking the link below

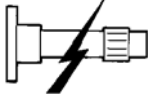




- Please note: If there is no response to CLICKING the link, please download this PDF first and then click on it.

CLICK HERE TO **DOWNLOAD** THE COMPLETE MANUAL

CAB GROUP



				CAB WIRING HARNESS
1	14 02 68	2.5		HARNESS/CAB MAIN

CAB GROUP



				STEERING COLUMN & WIRING HARN
3	14 17 88	1.5		HARNESS RWK-STEERING COLUMN

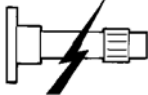


CAB GROUP



				INSTL-RADIO, XM SAT
1	28 02 32	.50		KIT-RADIO,, XM SAT

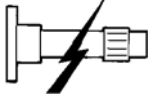


CAB GROUP



				AUDIO
3	28 02 30	.50		SPEAKER/CONE
9	28 02 58	.50		ANTENNA-RADIO
15	28 06 09	.50		HEATER/AC BEZEL LH

CAB GROUP



				CAB ASM-FINAL,8/10/X4
4	28 02 34	1.0		MAXIMISER CAB WINDSHIELD WASHE

AIR CONDITIONING AND HEATING GROUP



	An icon of a receiver dehydrator, which is a cylindrical component with a lightning bolt symbol indicating electrical or refrigerant-related function.	An icon of a pocket watch, representing time or duration.	An icon of an open-end wrench, representing a tool or maintenance task.	RECEIVER DEHYDRATOR
REF	15 01 23	3		RECHARGING A/C SYSTEM (NOT ILLUSTRATED)

AIR CONDITIONING AND HEATING GROUP



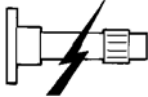


				A/C SYSTEM-EVAPORATOR HEATER
REF	15 01 23	3		RECHARGING A/C SYSTEM (NOT ILLUSTRATED)
1	15 02 10	3.25		EVAPORATOR
2	15 00 05	.25		O-RING -06
3	15 00 05	.25		O-RING -08
4	15 02 11	3.25		EXPANSION VALVE R134
5	15 00 05	.25		O-RING -10
6	15 03 15	1.0		HOSE ASM A/C -12 96.00 R134A
7	15 02 25	.50		HOSE ASM A/C -6 X 42.00
8	15 03 26	.25		FILTER EVAPORATOR
9	15 02 29	1.5		SWITCH




TABLE OF CONTENTS

ELECTRICAL GROUP

HARNESS INSTL-CHASSIS,1264	9-52
HARNESS INSTL-CHASSIS,1264	9-53
HARNESS INSTL-CHASSIS,1264	9-54
HARNESS INSTL-CHASSIS,1264	9-55
HARNESS INSTL-CHASSIS,1264	9-56
HARNESS INSTL-CHASSIS,1264	9-57
ASM-RELAY,FIREWALL	9-58
HARNESS INSTL-CHASSIS	9-59
HARNESS INSTL-CHASSIS	9-60
HARNESS INSTL-CHASSIS	9-61
HARNESS INSTL-CHASSIS	9-62
HARNESS INSTL-CHASSIS	9-63
HARNESS INSTL-CHASSIS	9-64
HARNESS INSTL-CHASSIS	9-65
HARNESS INSTL-CHASSIS	9-66
LAMP-WORK,OVAL,TRAP LENS	9-67
KIT-ELECTRICAL,CAB	9-68
LIGHT INSTL-BEACON,AMBER,TUV	9-69
INSTL-ELECTRICAL,4WS	9-70
INSTL-ELECTRICAL,4WS	9-71
INSTL-ELECTRICAL,4WS	9-72
HARNESS INSTL-CHASSIS,1274C	9-73
HARNESS INSTL-CHASSIS,1274C	9-74
HARNESS INSTL-CHASSIS,1274C	9-75
HARNESS INSTL-CHASSIS,1274C	9-76
HARNESS INSTL-CHASSIS,1274C	9-77
HARNESS INSTL-CHASSIS,1274C	9-78
ASM-GND STUD,RG	9-79
HARN INSTL-FLCN II,NL,RG	9-80
HARNESS INSTL-NL,PWM SPINNER	9-81
BATTERY CABLE-INSTALL	9-82
BATTERY CABLE-INSTALL	9-83
BATTERY CABLE-INSTALL	9-84
ELECT-INSTL,4WS	9-85
ELECT-INSTL,4WS	9-86
ELECT-INSTL,4WS	9-87
HARNESS INSTL-NL,ROGATOR	9-88
SENSOR INSTL-SPINNER,NL	9-89
FLASHER INSTL-DOMESTIC	9-90
HARNESS INSTL-MISC,FNL,SYS	9-91
ELEC INSTL-COOLER	9-92
DECAL INSTL-CAB,1274C	9-93
DECAL INSTL-CAB,1274C	9-94
HARNESS INSTL-PROD CONT,RG	9-95
HARNESS INSTL-PROD CONT,RG	9-96
HARNESS INSTL-PROD CONT,RG	9-97
ELEC INSTL-ROLL TARP,A/M 180	9-98
INSTL-ELEC,BACKUP ALARM	9-99
HARN INSTL-L3220G4 RAVEN,RG	9-100
ASM-I/O,CHASSIS,6SPD,RG	9-101

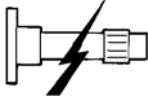




ELECTRICAL GROUP

				PANEL ASM-CONTROL
REF	14 01 00	1		ELECTRICAL DIAGNOSTICS
2	14 09 00	.50		GAUGE ASM-AIR PRESS
4	27 08 91	.50		REGULATOR ASM-PRESSURE
6	60 60 52	.25		SWITCH-ELEC,RKR,OFF-ON,SPST
7	60 60 52	.25		SWITCH-ELEC,RKR,ON-ON,SPDT
8	60 60 52	.25		SWITCH-ELEC,RKR(ON)OFF(ON)DPDT
9	60 60 52	.25		SWITCH-ELEC,RKR,ON-ON,DPDT,LK
10	60 60 52	.25		SWITCH-ELEC,RKR,ON-(ON),DPDT

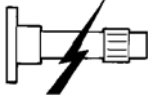




ELECTRICAL GROUP

				HARNESS INSTL-CAB
1	14 16 93	3.0		HARNESS-ADAPTER
2	14 01 12	2.0		HARNESS-ENG ELECTRONICS,IN CAB
5	14 02 38	.50		SW-ELEC,PDL,(ON)-OFF-(ON),DPDT
27	60 20 59	1.0		AMPLIFIER-RADAR
37	14 01 56	3		HARNESS-EIP,FUSE BLOCK
40	60 40 77	1		HANDLE-CNTRL,SHIFT,MULTI FCTN
42	14 00 27	.50		CABLE-PWR FUSE PANEL
43	14 00 28	.50		CABLE-GND FUSE PANEL
44	14 01 24	1.50		HARNESS-ROOF,MAIN
45	14 02 86	2		HARNESS-IGNITION,SW TO FUSE PL






ELECTRICAL GROUP

				AMPLIFIER ASM-RADAR
REF	14 01 00	1		ELECTRICAL DIAGNOSTICS
1	60 20 59	1.0		AMPLIFIER-RADAR

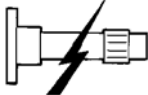




ELECTRICAL GROUP

				FUSE BLOCK INSTL
1	14 00 24	.25		BREAKER,CIRCUIT 15AMP (D)
29	14 16 57	.25		JUNCTION BLOCK-STUD TYPE,RED
45	14 00 25	.25		FUSE BLADE 30A ATC
46	14 00 25	.25		FUSE 25A BLADE ATC
47	14 00 25	.25		FUSE 20A BLADE ATC
48	14 00 26	.25		FUSE 15A BLADE ATC
49	14 01 28	.25		FUSE 10A BLADE ATC
50	14 00 26	.25		FUSE 5A BLADE ATC

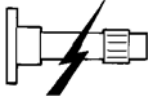


ELECTRICAL GROUP



				COMPONENT/HARNESS INSTL-FLCNII
4	60 35 02	1.0		HARNESS-CONT,FLCN II (IN CAB)
6	60 35 14	.25		HARNESS-KEYBOARD,FLCN II
9	14 04 40	1.5		HARN-PRI PROD CONT (IN CAB)
13	14 04 40	1.5		HARNESS-PROD CONT(IN CAB)
15	14 04 40	1.5		HARN-PRI PROD CONT (IN-CAB)

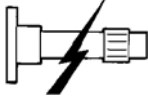




ELECTRICAL GROUP

				PANEL INSTL-TRIM,LIQ
REF	14 01 00	1		ELECTRICAL DIAGNOSTICS
4	60 40 16	1		HARNESS-SWITCHES,SYSTEM
6	60 01 05	.50		KEYPAD-RUBBER,LIQ SYSTEM
7	14 01 27	.50		LIGHTER ASM-CIGAR
13	14 04 17	.50		PANEL ASM-GAUGE,LIQ,TG

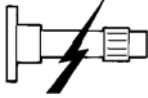




ELECTRICAL GROUP

				ASM-HEADLIGHT,ELEC
REF	14 01 00	1		ELECTRICAL DIAGNOSTICS
1	14 02 20	.50		HEADLIGHT-LEFT,HELLA
2	28 11 04	.50		HARNESS-HEADLIGHT,NON DOM

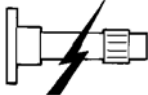




ELECTRICAL GROUP

				LAMP CLUSTER REAR
REF	14 01 00	1		ELECTRICAL DIAGNOSTICS

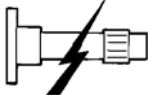


ELECTRICAL GROUP



				HARNESS INSTL-BM/FM (CAB)
REF	14 01 00	1		ELECTRICAL DIAGNOSTICS
1	14 04 79	2.0		HARNESS-BM/FM (CAB)
4	14 16 93	3.0		HARNESS-ADAPTER

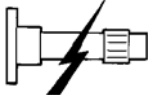




ELECTRICAL GROUP

				BATTERY CABLE-INSTL
1	13 04 11	1		CABLE-BATTERY,POSITIVE
5	13 04 19	.50		CABLE-BATTERY,NEG,STARTER
6	13 04 10	1		CABLE-CAB,GND
7	14 16 03	.50		CABLE-CAB PWR,STUD
12	13 04 10	1		CABLE-CHASSIS,GND

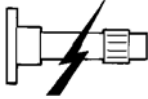


ELECTRICAL GROUP



				HARNESS INSTL-CHASSIS,1264
2	14 04 79	2.0		HARNESS-CHASSIS
5	14 01 12	2.0		HARNESS-ENGINE ELECTRICAL

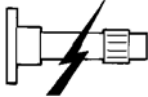




ELECTRICAL GROUP

				HARNESS INSTL-CHASSIS
1	14 16 42	.50		HARNESS-ADAPTER,864
3	14 01 12	2.0		HARN-ENG ELECTRONICS,CHASSIS
4	14 17 15	1.5		HARNESS-LIGHTING,CHASSIS,864
5	14 01 12	2.0		HARNESS-DRIVE CONTROL,CHASSIS
6	14 16 44	2.0		HARNESS-CHASSIS,864
19	22 24 92	.25		CONNECTIONS COVER WELDMENT

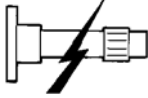




ELECTRICAL GROUP

				HARNESS INSTL-CHASSIS
2	14 01 12	2.0		HARNESS-ENGINE ELECTRICAL
6	14 16 44	2.0		HARNESS-CHASSIS,864

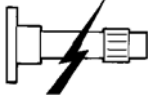




ELECTRICAL GROUP

				INSTL-ELECTRICAL,4WS
7	60 20 59	1.0		AMPLIFIER-RADAR

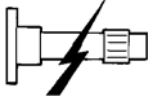




ELECTRICAL GROUP

				HARNES INSTL-CHASSIS,1274C
2	14 04 79	2.0		HARNES-I/O,CHASSIS,RG
5	14 01 12	2.0		HARN-ENGINE ELCTRICAL,RG

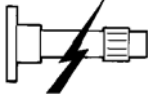




ELECTRICAL GROUP

				HARN INSTL-FLCN II,NL,RG
REF	14 01 00	1		ELECTRICAL DIAGNOSTICS
2	14 04 77	.50		BRKT-NODE,NL,RG
10	14 04 80	1		CABLE ELEC 4-P 3' FALCON
11	14 17 01	.50		CABLE,ELECTRICAL 4-P 12'LONG
13	14 16 86	.50		NODE BOX ASM FALCON CONTROL
19	14 04 83	1.5		HARN-CONT(SYS),FLCN II,NL,RG

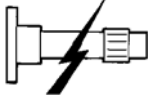




ELECTRICAL GROUP

				ELECT-INSTL,4WS
REF	14 01 00	1		ELECTRICAL DIAGNOSTICS

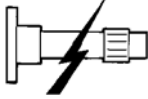




ELECTRICAL GROUP

				FLASHER INSTL-DOMESTIC
REF	14 01 00	1		ELECTRICAL DIAGNOSTICS
2	60 31 91	.50		MODULE-FLASHER,DUAL RATE

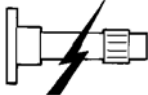




ELECTRICAL GROUP

				HARNESS INSTL-PROD CONT, RG
REF	14 01 00	1		ELECTRICAL DIAGNOSTICS
1	14 04 40	1.5		HARNESS-PROD CONT. RG

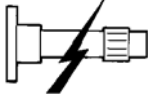




ELECTRICAL GROUP

				HARN INSTL-L3220G4 RAVEN, RG
REF	14 01 00	1		ELECTRICAL DIAGNOSTICS
1	14 04 57	3.5		HARN-CONT(SYS),RVN,NL, RG
2	14 04 69	.50		NODE-PRODUCT,SERVO,RVN
3	14 04 67	.50		BRACKET WLDMT-MODULE,ELEC
4	14 04 64	.50		COVER-BRACKET,ELECTRONICS



LIGHTING GROUP

				HARNESS INSTL-NO WL,BOOM REST
1	14 02 79	.50		HARNESS-I/O,LOAD,SIMULATOR

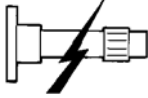




LIGHTING GROUP

				RWK-WORK LIGHT,HID
1	14 01 21	.50		WORK LIGHT-HID



LIGHTING GROUP



				HIGH INTENSITY DISCHRG LIGHTS
1	14 01 60	.25		LENS
3	14 01 60	.25		LAMP
5	14 01 21	.50		FLOOD LAMP
8	14 01 53	.50		HARNESS/HEADLAMP WIRING
9	14 01 60	.25		LAMP

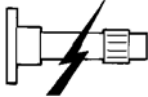




APPEARANCE GROUP

				MIRROR ASM
1	28 07 50	.50		MIRROR ASM-LH,RG
2	28 07 50	.50		MIRROR ASM-RH,RG

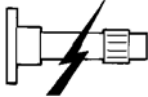




APPEARANCE GROUP

				FIREWALL/GAUGE PANEL INSTL
1	28 00 16	1.5		WELDMENT-FIREWALL
2	28 00 16	1.5		GAUGE ASM-PANEL,4 HOLE
11	28 10 98	.25		BRACKET HOOD 510327 (P)

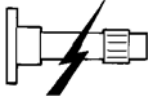




APPEARANCE GROUP

				BOOMREST INSTL
3	14 17 01	.50		HARNES-BOOMREST
4	37 06 00	2.5		BRKT WLDMT-BOOMREST MTG,1264
6	14 01 16	.50		LAMP-WARNING,AMBER
10	14 01 36	.25		REFLECTOR-YELLOW,2.0X9.0
17	28 01 15	1.0		BOOMREST WLDMT-LH



APPEARANCE GROUP

				BARRIER-RECIRC INSTL
1	28 00 39	.25		BARRIER-RECIRC,FRONT,FOAM
2	28 00 39	.25		BARRIER-RECIRC,REAR,FOAM
4	28 00 39	.25		BARRIER-RECIRC,HOOD
5	28 02 76	1.0		SEAL-RUBBER,RECIRC,HOOD
6	59 02 25	1.5		BRKT,SEAL,RECIRC
7	28 00 39	.25		BARRIER-RECIRC,GRILLE BOTTOM

TIRE AND WHEEL GROUP



				PLATE INSTL-COVER,WHEEL LEG
1	25 07 54	.50		PLATE-COVER,WHEEL LEG

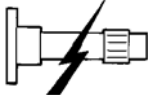

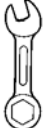
DECAL GROUP



				DECAL INSTL-CHASSIS 1274C
1	28 02 21	.25		DECAL PAT PEND 1.00X3.50
2	28 02 21	.25		DECAL MADE IN THE USA
3	28 02 21	.25		DECAL-WARNING,TIRE INFL
5	28 02 21	.25		DECAL-CAUTION,WHEEL MTG
7	28 02 20	.75		DECAL-HOOD, RG 1274C, LH
8	28 02 20	.75		DECAL-HOOD, RG 1274C, RH
9	28 02 21	.25		DECAL FUEL
12	28 02 21	.25		DECAL-HAZARD, HOT SURF, MUF, SYM
13	28 02 21	.25		DECAL-WARNING, HP FLUID
14	28 02 21	.25		DECAL-WARNING, BOOM MOTION
15	28 02 21	.25		DECAL-IMPORTANT, ELEC DISC
18	28 02 21	.25		DECAL-CAUTION, READ OPR MNL
21	28 02 20	.75		DECAL-WARNING, MAX SPEED, ENG
22	28 02 21	.25		DECAL-WARNING, REPL TIRE, ENG
24	28 02 21	.25		DECAL AXLE SPACING LH
25	28 02 21	.25		DECAL AXLE SPACING RH
26	28 02 21	.25		DECAL-COWLING, FRONT
27	28 02 21	.25		DECAL-TERMINAL, BATTERY

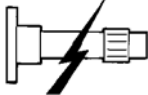


GUIDANCE GROUP



				VALVE BANK-HYD,AUTOGUIDE,RG
REF	60 30 00	1		REPROGRAMMING (NOT ILLUSTRATED)
1	60 35 05	.50		SWITCH-PRESSURE 0.25F
4	22 02 12	.50		SECTION-END,PVS,NO CONNECTIONS
10	22 07 43	.25		VALVE-RELIEF
11	22 07 43	.25		VALVE-RELIEF
12	60 35 06	.75		SECTION B-INLET,CUSTOM,BEELINE
15	22 20 77	.25		ADAP STR 0.37MO-R X 0.37MJIC
16	22 20 77	.25		ADAP STR 0.50MO-R X 0.37MJIC
17	22 20 78	.25		TEE 0.37FJIC SW X 0.37MJIC(2)
18	22 20 76	.25		ELBOW -6FJS90X -6MJ
19	22 20 77	.25		ADAP STR 0.25MO-R X 0.37MJIC

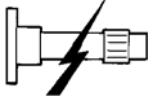



GUIDANCE GROUP

				KEYBOARD INSTL-FLCN II
REF	60 30 00	1		REPROGRAMMING (NOT ILLUSTRATED)
2	60 35 10	.25		KEYBOARD ASM-FLCN II



GUIDANCE GROUP

				HARN INSTL-AUTOGUIDE,8/1074
REF	60 30 00	1		REPROGRAMMING (NOT ILLUSTRATED)
11	14 04 80	1		HARNESS-VIU,9203,TG



GUIDANCE GROUP

				VIU KIT
REF	60 30 00	1		REPROGRAMMING (NOT ILLUSTRATED)
1	60 35 07	.50		VIU-BEELINE,AUTOGUIDE



GUIDANCE GROUP

				SWITCH INSTL-AUTOGUIDE
REF	60 30 00	1		REPROGRAMMING (NOT ILLUSTRATED)
1	60 60 52	.25		SWITCH-RKR,OFF-ON-ON,AS,CS-L



GUIDANCE GROUP

				KIT-MTG, CONSOLE, VIPER, RVN
REF	60 30 00	1		REPROGRAMMING (NOT ILLUSTRATED)

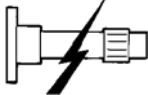




GUIDANCE GROUP

				SOFTWARE PKG-FLCN CONTROL
REF	60 30 00	1		REPROGRAMMING (NOT ILLUSTRATED)

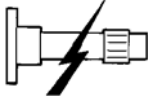




GUIDANCE GROUP

				NODE INSTL-VIPER,RADAR
REF	60 30 00	1		REPROGRAMMING (NOT ILLUSTRATED)
1	60 35 26	.50		NODE-BOOM/SPEED,RVN
2	60 35 27	.50		HARNESS-RADAR,VIPER

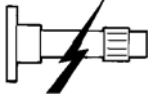




GUIDANCE GROUP

				HARNES INSTL-ANTENNA/RCVR
REF	60 30 00	1		REPROGRAMMING (NOT ILLUSTRATED)
1	14 01 65	1		HARNES-ROOF,INNER MAIN
7	60 31 93	.75		CABLE-DATA,7'
8	60 31 92	.75		CABLE-POWER,RCVR (523353)



OPTIONS GROUP

				PUMP-WASHER,PRESSURE (423766)
3	34 04 10	.50		SEAL KIT

FAILURE CODE INDEX



CODE	DESCRIPTION	PAGES
14 00 27	CABLE-JUMPER,CONV,PWR	7-54, 9-10, 9-16, 9-19, 9-49, 9-83, 9-84
14 00 28	CABLE-GND,STUD/BLKHD	7-54, 9-10
14 00 28	CABLE-GND FUSE PANEL	7-54, 9-10
14 00 54	COVER-BATTERY BOX	2-2
14 00 61	HARN-LIGHTING,CHAS,RG,NON DOM	5-70, 9-52, 9-53, 9-64, 9-73, 9-99
14 00 61	HARNESS-ROAD LIGHTS,864	5-70, 9-52, 9-53, 9-64, 9-73, 9-99
14 00 61	HARNESS-LIGHTING,SYSTEM,864	5-70, 9-52, 9-53, 9-64, 9-73, 9-99
14 00 83	BOX WLDMT-BATTERY	2-3
14 01 00	ELECTRICAL DIAGNOSTICS	9-1, 9-2, 9-3, 9-4, 9-5, 9-6, 9-7, 9-12, 9-13, 9-14, 9-15, 9-16, 9-21, 9-22, 9-23, 9-24, 9-26, 9-27, 9-28, 9-29, 9-30, 9-31, 9-32, 9-33, 9-34, 9-35, 9-36, 9-37, 9-38, 9-40, 9-41, 9-42, 9-43, 9-44, 9-45, 9-46, 9-47, 9-48, 9-51, 9-52, 9-58, 9-59, 9-67, 9-68, 9-69, 9-79, 9-80, 9-81, 9-82, 9-85, 9-88, 9-89, 9-90, 9-91, 9-92, 9-93, 9-95, 9-98, 9-99, 9-100, 9-101
14 01 02	ALTERNATOR-160 AMP	1-25
14 01 11	THERMOSTAT/PROBE	8-13
14 01 12	HARNESS-ENG ELECTRONICS,IN CAB	5-66, 5-67, 5-68, 5-69, 5-70, 5-71, 5-72, 7-6, 9-8, 9-9, 9-10, 9-11, 9-43, 9-53, 9-54, 9-55, 9-56, 9-57, 9-60, 9-61, 9-62, 9-63, 9-64, 9-65, 9-66, 9-73, 9-74, 9-75, 9-76, 9-77
14 01 12	HARNESS-ENG ELECTRONICS,CHAS	5-66, 5-67, 5-68, 5-69, 5-70, 5-71, 5-72, 7-6, 9-8, 9-9, 9-10, 9-11, 9-43, 9-53, 9-54, 9-55, 9-56, 9-57, 9-60, 9-61, 9-62, 9-63, 9-64, 9-65, 9-66, 9-73, 9-74, 9-75, 9-76, 9-77
14 01 12	HARNESS-ENGINE ELECTRONICS,CH	5-66, 5-67, 5-68, 5-69, 5-70, 5-71, 5-72, 7-6, 9-8, 9-9, 9-10, 9-11, 9-43, 9-53, 9-54, 9-55, 9-56, 9-57, 9-60, 9-61, 9-62, 9-63, 9-64, 9-65, 9-66, 9-73, 9-74, 9-75, 9-76, 9-77
14 01 12	HARNESS-ENGINE ELECTRICAL	5-66, 5-67, 5-68, 5-69, 5-70, 5-71, 5-72, 7-6, 9-8, 9-9, 9-10, 9-11, 9-43, 9-53, 9-54, 9-55, 9-56, 9-57, 9-60, 9-61, 9-62, 9-63, 9-64, 9-65, 9-66, 9-73, 9-74, 9-75, 9-76, 9-77
14 01 12	HARN-ENGINE ELCTRICAL,RG	5-66, 5-67, 5-68, 5-69, 5-70, 5-71, 5-72, 7-6, 9-8, 9-9, 9-10, 9-11, 9-43, 9-53, 9-54, 9-55, 9-56, 9-57, 9-60, 9-61, 9-62, 9-63, 9-64, 9-65, 9-66, 9-73, 9-74, 9-75, 9-76, 9-77
14 01 12	HARN-ENG ELECTRONICS,CHASSIS	5-66, 5-67, 5-68, 5-69, 5-70, 5-71, 5-72, 7-6, 9-8, 9-9, 9-10, 9-11, 9-43, 9-53, 9-54, 9-55, 9-56, 9-57, 9-60, 9-61, 9-62, 9-63, 9-64, 9-65, 9-66, 9-73, 9-74, 9-75, 9-76, 9-77
14 01 12	HARNESS-ENG ELECTRONICS, CHAS	5-66, 5-67, 5-68, 5-69, 5-70, 5-71, 5-72, 7-6, 9-8, 9-9, 9-10, 9-11, 9-43, 9-53, 9-54, 9-55, 9-56, 9-57, 9-60, 9-61, 9-62, 9-63, 9-64, 9-65, 9-66, 9-73, 9-74, 9-75, 9-76, 9-77
14 01 12	HARNESS-DRIVE CONTROL,CHASSIS	5-66, 5-67, 5-68, 5-69, 5-70, 5-71, 5-72, 7-6, 9-8, 9-9, 9-10, 9-11, 9-43, 9-53, 9-54, 9-55, 9-56, 9-57, 9-60, 9-61, 9-62, 9-63, 9-64, 9-65, 9-66, 9-73, 9-74, 9-75, 9-76, 9-77
14 01 13	BATTERY-GROUP 31	9-41
14 01 15	MOTOR	7-79
14 01 16	LAMP-WARNING,AMBER	2-8, 11-12, 11-18
14 01 21	RWK-WORK LIGHT,HID	9-67, 10-1, 10-2, 10-7, 10-8, 10-9, 10-12, 10-13, 11-11, 11-13, 11-16
14 01 21	LENS	9-67, 10-1, 10-2, 10-7, 10-8, 10-9, 10-12, 10-13, 11-11, 11-13, 11-16
14 01 21	LAMP-WORK,OVAL,TRAP LENS	9-67, 10-1, 10-2, 10-7, 10-8, 10-9, 10-12, 10-13, 11-11, 11-13, 11-16
14 01 21	WORK LIGHT-HID	9-67, 10-1, 10-2, 10-7, 10-8, 10-9, 10-12, 10-13, 11-11, 11-13, 11-16
14 01 21	WORK LIGHT-DOUBLE BEAM,RWK	9-67, 10-1, 10-2, 10-7, 10-8, 10-9, 10-12, 10-13, 11-11, 11-13, 11-16
14 01 21	WORK LIGHT-DOUBLE BEAM,2X55W	9-67, 10-1, 10-2, 10-7, 10-8, 10-9, 10-12, 10-13, 11-11, 11-13, 11-16
14 01 21	FLOOD LAMP	9-67, 10-1, 10-2, 10-7, 10-8, 10-9, 10-12, 10-13, 11-11, 11-13, 11-16
14 01 21	ASM-HEADLIGHT,ELEC,RH	9-67, 10-1, 10-2, 10-7, 10-8, 10-9, 10-12, 10-13, 11-11, 11-13, 11-16
14 01 21	ASM-HEADLIGHT,ELEC,LH	9-67, 10-1, 10-2, 10-7, 10-8, 10-9, 10-12, 10-13, 11-11, 11-13, 11-16
14 01 21	LAMP-HALOGEN,3.90 AMPS	9-67, 10-1, 10-2, 10-7, 10-8, 10-9, 10-12, 10-13, 11-11, 11-13, 11-16
14 01 21	HEADLIGHT-HALOGEN,WRAPPING,RH	9-67, 10-1, 10-2, 10-7, 10-8, 10-9, 10-12, 10-13, 11-11, 11-13, 11-16
14 01 21	HEADLIGHT-HALOGEN,WRAPPING,LH	9-67, 10-1, 10-2, 10-7, 10-8, 10-9, 10-12, 10-13, 11-11, 11-13, 11-16
14 01 23	LAMP-ROTATING,AMBER	9-69, 10-5, 10-10
14 01 24	HARNESS-ROOF,INNER,REAR	6-16, 7-17, 7-56, 7-63, 7-84, 7-88, 9-10, 9-11



FAILURE CODE INDEX

CODE	DESCRIPTION	PAGES
22 20 54	HOSE ASM-6X87.00 8FJS/FJS90	1-1, 1-7, 1-8, 1-12, 1-32, 4-1, 4-2, 4-3, 5-32, 5-50, 5-56, 5-57, 5-58, 5-89, 5-90, 5-93, 6-3, 15-1, 15-2
22 20 54	HOSE ASM-4X96.00 5FJS90/6FJS	1-1, 1-7, 1-8, 1-12, 1-32, 4-1, 4-2, 4-3, 5-32, 5-50, 5-56, 5-57, 5-58, 5-89, 5-90, 5-93, 6-3, 15-1, 15-2
22 20 54	HOSE ASM -6 69.00 FJS/FJS90	1-1, 1-7, 1-8, 1-12, 1-32, 4-1, 4-2, 4-3, 5-32, 5-50, 5-56, 5-57, 5-58, 5-89, 5-90, 5-93, 6-3, 15-1, 15-2
22 20 54	HOSE ASM -6 60.00 R1AT	1-1, 1-7, 1-8, 1-12, 1-32, 4-1, 4-2, 4-3, 5-32, 5-50, 5-56, 5-57, 5-58, 5-89, 5-90, 5-93, 6-3, 15-1, 15-2
22 20 54	HOSE ASM -8 60.00 R1AT	1-1, 1-7, 1-8, 1-12, 1-32, 4-1, 4-2, 4-3, 5-32, 5-50, 5-56, 5-57, 5-58, 5-89, 5-90, 5-93, 6-3, 15-1, 15-2
22 20 54	HOSE ASM -6 X 16.00 R1AT MP/MP	1-1, 1-7, 1-8, 1-12, 1-32, 4-1, 4-2, 4-3, 5-32, 5-50, 5-56, 5-57, 5-58, 5-89, 5-90, 5-93, 6-3, 15-1, 15-2
22 20 75	VALVE-FLOW CONTROL,PWM,55GPM	5-33, 5-54, 5-74
22 20 75	MOTOR ASM	5-33, 5-54, 5-74
22 20 76	ELBOW 90D 0.75NPTX0.75 BARB PP	1-8, 1-11, 1-16, 1-22, 1-23, 1-24, 2-11, 3-3, 5-9, 5-13, 5-19, 5-26, 5-28, 5-30, 5-32, 5-34, 5-36, 5-38, 5-40, 5-41, 5-55, 5-56, 5-58, 5-62, 5-74, 6-2, 6-3, 6-5, 6-7, 6-12, 6-13, 6-14, 7-11, 7-20, 14-3, 15-1, 15-2, 15-3
22 20 76	ELBOW 90D 0.75MO-R X 0.75MJIC	1-8, 1-11, 1-16, 1-22, 1-23, 1-24, 2-11, 3-3, 5-9, 5-13, 5-19, 5-26, 5-28, 5-30, 5-32, 5-34, 5-36, 5-38, 5-40, 5-41, 5-55, 5-56, 5-58, 5-62, 5-74, 6-2, 6-3, 6-5, 6-7, 6-12, 6-13, 6-14, 7-11, 7-20, 14-3, 15-1, 15-2, 15-3
22 20 76	ELBOW 90D 1.00SPF X 1.00MJIC	1-8, 1-11, 1-16, 1-22, 1-23, 1-24, 2-11, 3-3, 5-9, 5-13, 5-19, 5-26, 5-28, 5-30, 5-32, 5-34, 5-36, 5-38, 5-40, 5-41, 5-55, 5-56, 5-58, 5-62, 5-74, 6-2, 6-3, 6-5, 6-7, 6-12, 6-13, 6-14, 7-11, 7-20, 14-3, 15-1, 15-2, 15-3
22 20 76	ELBOW 90D 1.00MO-R X 1.0MJIC	1-8, 1-11, 1-16, 1-22, 1-23, 1-24, 2-11, 3-3, 5-9, 5-13, 5-19, 5-26, 5-28, 5-30, 5-32, 5-34, 5-36, 5-38, 5-40, 5-41, 5-55, 5-56, 5-58, 5-62, 5-74, 6-2, 6-3, 6-5, 6-7, 6-12, 6-13, 6-14, 7-11, 7-20, 14-3, 15-1, 15-2, 15-3
22 20 76	ELBOW 90D 0.62MO-R X 0.75MJIC	1-8, 1-11, 1-16, 1-22, 1-23, 1-24, 2-11, 3-3, 5-9, 5-13, 5-19, 5-26, 5-28, 5-30, 5-32, 5-34, 5-36, 5-38, 5-40, 5-41, 5-55, 5-56, 5-58, 5-62, 5-74, 6-2, 6-3, 6-5, 6-7, 6-12, 6-13, 6-14, 7-11, 7-20, 14-3, 15-1, 15-2, 15-3
22 20 76	ELBOW 90D 0.37MO-R X 0.25MJIC	1-8, 1-11, 1-16, 1-22, 1-23, 1-24, 2-11, 3-3, 5-9, 5-13, 5-19, 5-26, 5-28, 5-30, 5-32, 5-34, 5-36, 5-38, 5-40, 5-41, 5-55, 5-56, 5-58, 5-62, 5-74, 6-2, 6-3, 6-5, 6-7, 6-12, 6-13, 6-14, 7-11, 7-20, 14-3, 15-1, 15-2, 15-3
22 20 76	ELBOW 90D 0.37JICX0.37JIC BHD	1-8, 1-11, 1-16, 1-22, 1-23, 1-24, 2-11, 3-3, 5-9, 5-13, 5-19, 5-26, 5-28, 5-30, 5-32, 5-34, 5-36, 5-38, 5-40, 5-41, 5-55, 5-56, 5-58, 5-62, 5-74, 6-2, 6-3, 6-5, 6-7, 6-12, 6-13, 6-14, 7-11, 7-20, 14-3, 15-1, 15-2, 15-3
22 20 76	ELBOW 90D 0.62MO-R X 0.50MJIC	1-8, 1-11, 1-16, 1-22, 1-23, 1-24, 2-11, 3-3, 5-9, 5-13, 5-19, 5-26, 5-28, 5-30, 5-32, 5-34, 5-36, 5-38, 5-40, 5-41, 5-55, 5-56, 5-58, 5-62, 5-74, 6-2, 6-3, 6-5, 6-7, 6-12, 6-13, 6-14, 7-11, 7-20, 14-3, 15-1, 15-2, 15-3
22 20 76	ELBOW 90D 0.50MO-R X 0.50MJIC	1-8, 1-11, 1-16, 1-22, 1-23, 1-24, 2-11, 3-3, 5-9, 5-13, 5-19, 5-26, 5-28, 5-30, 5-32, 5-34, 5-36, 5-38, 5-40, 5-41, 5-55, 5-56, 5-58, 5-62, 5-74, 6-2, 6-3, 6-5, 6-7, 6-12, 6-13, 6-14, 7-11, 7-20, 14-3, 15-1, 15-2, 15-3
22 20 76	ELBOW 90D -16MOR X-20 MJIC	1-8, 1-11, 1-16, 1-22, 1-23, 1-24, 2-11, 3-3, 5-9, 5-13, 5-19, 5-26, 5-28, 5-30, 5-32, 5-34, 5-36, 5-38, 5-40, 5-41, 5-55, 5-56, 5-58, 5-62, 5-74, 6-2, 6-3, 6-5, 6-7, 6-12, 6-13, 6-14, 7-11, 7-20, 14-3, 15-1, 15-2, 15-3
22 20 76	ELBOW-90D-24 MO-RX-20MJIC	1-8, 1-11, 1-16, 1-22, 1-23, 1-24, 2-11, 3-3, 5-9, 5-13, 5-19, 5-26, 5-28, 5-30, 5-32, 5-34, 5-36, 5-38, 5-40, 5-41, 5-55, 5-56, 5-58, 5-62, 5-74, 6-2, 6-3, 6-5, 6-7, 6-12, 6-13, 6-14, 7-11, 7-20, 14-3, 15-1, 15-2, 15-3
22 20 76	ELBOW-90D,-10MORX-6 MJIC	1-8, 1-11, 1-16, 1-22, 1-23, 1-24, 2-11, 3-3, 5-9, 5-13, 5-19, 5-26, 5-28, 5-30, 5-32, 5-34, 5-36, 5-38, 5-40, 5-41, 5-55, 5-56, 5-58, 5-62, 5-74, 6-2, 6-3, 6-5, 6-7, 6-12, 6-13, 6-14, 7-11, 7-20, 14-3, 15-1, 15-2, 15-3
22 20 76	ELBOW-HYD FITTING,90D,.06JIC	1-8, 1-11, 1-16, 1-22, 1-23, 1-24, 2-11, 3-3, 5-9, 5-13, 5-19, 5-26, 5-28, 5-30, 5-32, 5-34, 5-36, 5-38, 5-40, 5-41, 5-55, 5-56, 5-58, 5-62, 5-74, 6-2, 6-3, 6-5, 6-7, 6-12, 6-13, 6-14, 7-11, 7-20, 14-3, 15-1, 15-2, 15-3
22 20 76	ELBOW-ADAPTER,45D, 1.31JIC	1-8, 1-11, 1-16, 1-22, 1-23, 1-24, 2-11, 3-3, 5-9, 5-13, 5-19, 5-26, 5-28, 5-30, 5-32, 5-34, 5-36, 5-38, 5-40, 5-41, 5-55, 5-56, 5-58, 5-62, 5-74, 6-2, 6-3, 6-5, 6-7, 6-12, 6-13, 6-14, 7-11, 7-20, 14-3, 15-1, 15-2, 15-3
22 20 76	ELBOW-8MJIC 45 X -6MB	1-8, 1-11, 1-16, 1-22, 1-23, 1-24, 2-11, 3-3, 5-9, 5-13, 5-19, 5-26, 5-28, 5-30, 5-32, 5-34, 5-36, 5-38, 5-40, 5-41, 5-55, 5-56, 5-58, 5-62, 5-74, 6-2, 6-3, 6-5, 6-7, 6-12, 6-13, 6-14, 7-11, 7-20, 14-3, 15-1, 15-2, 15-3
22 20 76	ELBOW-12FJS90X-12MJ	1-8, 1-11, 1-16, 1-22, 1-23, 1-24, 2-11, 3-3, 5-9, 5-13, 5-19, 5-26, 5-28, 5-30, 5-32, 5-34, 5-36, 5-38, 5-40, 5-41, 5-55, 5-56, 5-58, 5-62, 5-74, 6-2, 6-3, 6-5, 6-7,

CLICK HERE TO **DOWNLOAD** THE COMPLETE MANUAL

- Thank you very much for reading the preview of the manual.
- You can download the complete manual from: www.heydownloads.com by clicking the link below



- Please note: If there is no response to CLICKING the link, please download this PDF first and then click on it.

CLICK HERE TO **DOWNLOAD** THE COMPLETE MANUAL