



# **REPAIR TIME SCHEDULE**

## **L4000G4 NEW LEADER REPAIR TIME SCHEDULE**

CLICK HERE TO **DOWNLOAD** THE COMPLETE MANUAL

- Thank you very much for reading the preview of the manual.
- You can download the complete manual from: [www.heydownloads.com](http://www.heydownloads.com) by clicking the link below



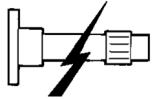

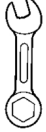
- Please note: If there is no response to CLICKING the link, please download this PDF first and then click on it.

CLICK HERE TO **DOWNLOAD** THE COMPLETE MANUAL



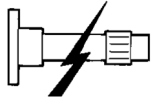

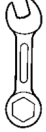


## BOX AND CONVEYOR GROUP

|   |  |  |  | MUDFLAP ASM               |
|---|---|---|---|---------------------------|
| 1 | 25 18 68  | .50   |   | STOP ROD WLDMT RH         |
| 2 | 25 18 68  | .50   |   | STOP ROD WLDMT LH         |
| 7 | 16 02 22  | 1   |   | GUARD REWORK SPLASH FRONT |

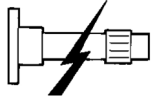

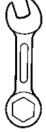


## BOX AND CONVEYOR GROUP

|   |  |  |  | DRIVE/30 IN. ASM LH SS |
|---|---|---|---|------------------------|
| 1 | 37 09 52  | 3   |   | SHAFT/ASM 30" DRIVE    |
| 6 | 18 14 00  | 1   |   | ARM WLDMT-TORQUE       |

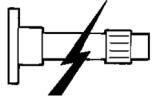

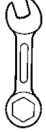


## BOX AND CONVEYOR GROUP

|   |   |   |   |                 |
|---|---|---|---|-----------------|
|   |  |  |  | WIPER/FRONT 304 |
| 2 | 37 12 41  | .50   |   | SEAL            |

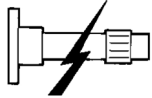

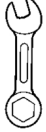


## BOX AND CONVEYOR GROUP

|     |   |   |   |                               |
|-----|---|---|---|-------------------------------|
|     |  |  |  | ENDGATE-GRP INSTALLED 409     |
| REF | 13 35 85  | 2   |   | ENDGATE/ASSY 409 (SHIP LOOSE) |



## BOX AND CONVEYOR GROUP

|     |   |   |   |                                |
|-----|---|---|---|--------------------------------|
|     |  |  |  | FENDR-KIT 14FT 132IN W/LGHTMNT |
| REF | 28 05 15  | 2   |   | CATWALK/LH (304SS) L3220       |



## BOX AND CONVEYOR GROUP

|   |   |   |   |                           |
|---|---|---|---|---------------------------|
|   |  |  |  | COVER/REAR KIT            |
| 7 | 37 12 43  | 1   |   | WLDMT-REAR CONVEYER COVER |

## BOX AND CONVEYOR GROUP



|   |          |   |  | IDLER/ASSEMBLY            |
|---|----------|---|--|---------------------------|
| 1 | 19 23 19 | 2 |  | SHAFT/1.5 X 30            |
| 2 | 37 12 21 | 2 |  | SPROCKET/6 TOOTH 1.5 BORE |
| 3 | 37 12 20 | 1 |  | BEARING 1.50 TAKE UP      |



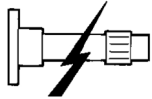

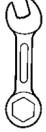
# HYDRAULIC GROUP



|     |  |  |  | HYDRAULICS/13FT MR PWM       |
|-----|---|---|---|------------------------------|
| 2   | 22 22 20  | 1.5   |   | VALVE/ASM RAVEN II 25 GPM    |
| 3   | 22 20 49  | 1   |   | TUBE/.75IN ODX84.5IN ASM 304 |
| 5   | 22 20 49  | 1   |   | TUBE/.75IN OD X 81IN ASM 304 |
| 6   | 22 20 49  | 1   |   | TUBE/1IN OD X 88IN ASM 304   |
| 8   | 22 20 49  | 1   |   | TUBE/1IN OD X 85IN ASM 304   |
| 9   | 22 20 78  | .25   |   | TEE RUN                      |
| 10  | 22 20 77  | .25   |   | ADAPTER/REDUCER              |
| 11  | 22 20 76  | .25   |   | ELBOW-HYD FITTING,90D,.06JIC |
| 12  | 22 20 77  | .25   |   | ADAPTER                      |
| 13  | 22 20 77  | .25   |   | ADAPTER,                     |
| 14  | 22 20 76  | .25   |   | ELBOW-ADAPTER,45D, 1.31JIC   |
| 15  | 22 20 49  | 1   |   | HOSE/1"X25" 100R12 ASM       |
| 16  | 22 20 77  | .25   |   | ADAPTER                      |
| 17  | 22 20 54  | .50   |   | HOSE/ASM 1 X 30 100R2        |
| 18  | 22 20 49  | 1   |   | HOSE/ASM .75IN X 36IN 100R12 |
| 19  | 22 20 54  | .50   |   | HOSE/ASM .75IN X 27.5IN      |
| 20  | 22 20 75  | 1   |   | VALVE-ASM CONTROL PWM        |
| 21  | 22 20 49  | 1   |   | HOSE-ASM 1X42 2CB RETURN     |
| 22  | 22 20 49  | 1   |   | HOSE/ASM 1.25 X 38.5 2CB     |
| 23  | 22 20 77  | .25   |   | ADAPTER-CONNECTOR            |
| 26  | 22 20 76  | .25   |   | ELBOW-ADAPTER,90D,.44JIC     |
| 27  | 22 20 54  | .50   |   | HOSE/ASM .375 X 55 100R1     |
| 42  | 22 20 77  | .25   |   | ADAPTER                      |
| 62  | 22 20 54  | .50   |   | HOSE/DRAIN .38" X 48"        |
| 65  | 22 20 77  | .25   |   | ADAPTER/UNION                |
| REF | 19 26 84  | AR  |   | HYDRAULIC FLUSHING PROCEDURE |
| REF | 22 08 13  | 2   |   | HYDRAULIC PRESSURE TESTING   |
| REF | 19 26 78  | AR  |   | POWERTRAIN HYDRAULIC FLUSH   |

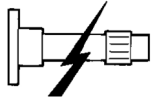

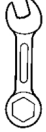
# HYDRAULIC GROUP



|     |  |  |  | HYD TANK-MNTG ASM            |
|-----|---|---|---|------------------------------|
| 1   | 22 21 33  | 1.5   |   | COOLER-ASM TANK              |
| 2   | 22 22 37  | .75   |   | BELT-FLEX MOUNT              |
| 3   | 22 22 37  | .75   |   | BELT-FLEX MOUNT              |
| REF | 19 26 84  | AR  |   | HYDRAULIC FLUSHING PROCEDURE |
| REF | 22 08 13  | 2   |   | HYDRAULIC PRESSURE TESTING   |
| REF | 19 26 78  | AR  |   | POWERTRAIN HYDRAULIC FLUSH   |

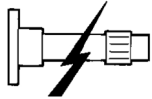

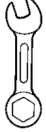
# HYDRAULIC GROUP



|     |  |  |  | SERVO/HYD-9 GPM              |
|-----|---|---|---|------------------------------|
| 1   | 22 20 74  | 1   |   | HYDRAULIC VALVE (0-9 GPM)    |
| 3   | 22 20 80  | .50   |   | O-RING                       |
| 10  | 22 20 75  | 1   |   | MOTOR ASSEMBLY               |
| REF | 19 26 84  | AR  |   | HYDRAULIC FLUSHING PROCEDURE |
| REF | 22 08 13  | 2   |   | HYDRAULIC PRESSURE TESTING   |
| REF | 19 26 78  | AR  |   | POWERTRAIN HYDRAULIC FLUSH   |

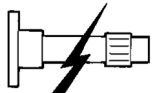




## HYDRAULIC GROUP

|     |  |  |  | PORT INSTL-DIAGNOSTIC/N/L      |
|-----|---|---|---|--------------------------------|
| 1   | 22 20 77  | .25   |   | TUBE END NIPPLE -6             |
| 2   | 22 20 78  | .25   |   | TEE-RUN,1.0FJIC SW X1.0MJIC(2) |
| 3   | 22 20 77  | .25   |   | ADAP STR 1.00FJIC SWX0.37MJIC  |
| REF | 19 26 84  | AR  |   | HYDRAULIC FLUSHING PROCEDURE   |
| REF | 22 08 13  | 2   |   | HYDRAULIC PRESSURE TESTING     |
| REF | 19 26 78  | AR  |   | POWERTRAIN HYDRAULIC FLUSH     |

# HYDRAULIC GROUP



|     |  |  |  | PUMP ASM-HYD,L4000G4MA,6/82XX  |
|-----|---|---|---|--------------------------------|
| 1   | 17 01 18  | 2   |   | PUMP-HYD,TANDUM,3.74/.87,RH    |
| 2   | 22 20 77  | .25   |   | CONNECTOR AS-STR 10STOR-12ORFS |
| 3   | 22 20 77  | .25   |   | CONNECTOR-ORFSXSTOR 25.4       |
| 4   | 22 20 77  | .25   |   | ADAP ASM-20STORX-24ORFS        |
| 5   | 22 20 77  | .25   |   | CONNECTOR AS.-16 STORX16 ORFS  |
| REF | 19 26 84  | AR  |   | HYDRAULIC FLUSHING PROCEDURE   |
| REF | 22 08 13  | 2   |   | HYDRAULIC PRESSURE TESTING     |
| REF | 19 26 78  | AR  |   | POWERTRAIN HYDRAULIC FLUSH     |

## L4000G4 NEW LEADER REPAIR TIME SCHEDULE

CLICK HERE TO **DOWNLOAD** THE COMPLETE MANUAL

- Thank you very much for reading the preview of the manual.
- You can download the complete manual from: [www.heydownloads.com](http://www.heydownloads.com) by clicking the link below

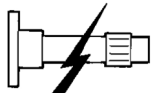




- Please note: If there is no response to CLICKING the link, please download this PDF first and then click on it.

CLICK HERE TO **DOWNLOAD** THE COMPLETE MANUAL

# HYDRAULIC GROUP

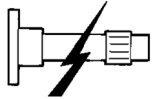

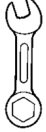


|     |  |  |  | PUMP ASM-HYD,L4000G4MA,9203    |
|-----|---|---|---|--------------------------------|
| 1   | 17 01 18  | 2   |   | PUMP-HYD,TANDEM,3.74/.87,LH    |
| 2   | 22 20 77  | .25   |   | CONNECTOR AS.-16 STORX16 ORFS  |
| 3   | 22 20 77  | .25   |   | CONNECTOR AS-STR 10STOR-12ORFS |
| 4   | 22 20 77  | .25   |   | CONNECTOR-ORFSXSTOR 25.4       |
| 5   | 22 20 77  | .25   |   | ADAP ASM-20STORX-24ORFS        |
| REF | 19 26 84  | AR  |   | HYDRAULIC FLUSHING PROCEDURE   |
| REF | 22 08 13  | 2   |   | HYDRAULIC PRESSURE TESTING     |
| REF | 19 26 78  | AR  |   | POWERTRAIN HYDRAULIC FLUSH     |

## L4000G4 NEW LEADER REPAIR TIME SCHEDULE

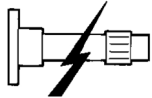




## HYDRAULIC GROUP

|     |  |  |  | PORT INSTL-DIAGNOSTIC/N/L      |
|-----|---|---|---|--------------------------------|
| 1   | 22 20 77  | .25   |   | TUBE END NIPPLE -6             |
| 2   | 22 20 78  | .25   |   | TEE .75FJIC X .75MJIC X.75MJIC |
| 3   | 22 20 77  | .25   |   | ADAP STR 0.75FJIC SWX0.37MJIC  |
| REF | 19 26 84  | AR  |   | HYDRAULIC FLUSHING PROCEDURE   |
| REF | 22 08 13  | 2   |   | HYDRAULIC PRESSURE TESTING     |
| REF | 19 26 78  | AR  |   | POWERTRAIN HYDRAULIC FLUSH     |



## HYDRAULIC GROUP

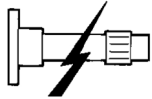

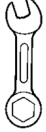
|     |  |  |  | PUMP INSTL-HYD,L4000G4,6203   |
|-----|---|---|---|-------------------------------|
| 5   | 17 01 18  | 2   |   | PUMP ASM-HYD, L4000G4, 6/82XX |
| REF | 19 26 84  | AR  |   | HYDRAULIC FLUSHING PROCEDURE  |
| REF | 22 08 13  | 2   |   | HYDRAULIC PRESSURE TESTING    |
| REF | 19 26 78  | AR  |   | POWERTRAIN HYDRAULIC FLUSH    |

### L4000G4 NEW LEADER REPAIR TIME SCHEDULE



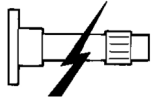

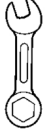


## ELECTRICAL GROUP

|     |  |  |  | ASM-TLLT,LED,SPEAKER   |
|-----|---|---|---|------------------------|
| REF | 14 02 17  | .50   |   | LENS/RED               |
| REF | 14 01 00  | 1.5   |   | ELECTRICAL DIAGNOSTICS |

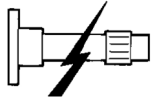

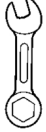


## ELECTRICAL GROUP

|     |  |  |  | INSTL-ELEC,RVN,NL L4K,TG  |
|-----|---|---|---|---------------------------|
| 1   | 14 04 81  | .75   |   | HARN-CONT(SYS),RVN,NL L4K |
| 3   | 14 04 69  | .50   |   | NODE-SINGLE PRODUCT,RAVEN |
| REF | 14 01 00  | 1.5   |   | ELECTRICAL DIAGNOSTICS    |

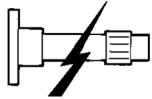

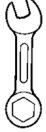


## ELECTRICAL GROUP

|     |  |  |  | MOUNT/DJ-RATE SENSR INSTL |
|-----|---|---|---|---------------------------|
| 2   | 28 00 79  | 1   |   | BRACKET/RATE SENSOR       |
| REF | 14 01 00  | 1.5   |   | ELECTRICAL DIAGNOSTICS    |

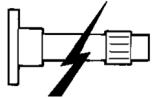




## CONTROLLER GROUP

|   |  |  |  | INSTL-SYS,FLCN II,BIN1       |
|---|---|---|---|------------------------------|
| 5 | 14 17 01  | .50   |   | CABLE,ELECTRICAL 4-P 12'LONG |
| 6 | 14 04 69  | .50   |   | NODE, FALCON CONTROL         |
| 9 | 14 17 38  | 1   |   | HARNESS-NODE,BIN1,MULT       |

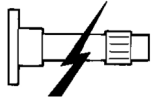




## CONTROLLER GROUP

|     |  |  |  | INSTL-SYS,FLCN VT,BIN1,L4K      |
|-----|---|---|---|---------------------------------|
| 4   | 14 04 69  | .50   |   | NODE-MICRO,ESX                  |
| 5   | 14 01 12  | .50   |   | HARNESS-CAN/PWR,8'              |
| 6   | 14 04 83  | 2   |   | HARNESS-NODE,VT,L4K,BIN1        |
| REF | 60 30 00  | 1   |   | REPROGRAMMING (NOT ILLUSTRATED) |

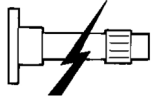

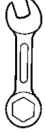


## DECAL GROUP

|   |  |  |  | DECAL-GRP SAFETY BODY INSTALL  |
|---|---|---|---|--------------------------------|
| 2 | 28 02 21  | .25   |   | WARNING-DANGER,STAY OUT OF BOX |
| 3 | 28 02 21  | .25   |   | DECAL CAUTION OPER&MAINT       |
| 4 | 28 02 21  | .25   |   | DECAL CAUTION DANGER MATERIAL  |
| 8 | 28 02 21  | .25   |   | DECAL-WARNING,HIGH PRESSURE    |



## DECAL GROUP

|   |   |   |   |                                |
|---|---|---|---|--------------------------------|
|   |  |  |  | CHAIN CONVEYOR ASM             |
| 1 | 28 02 21  | .25   |   | DECAL IMPORTANT CONV CHAIN LUB |



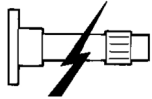

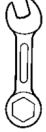
## OPTION GROUP

|    |  |  |  | TARP INSTL-14FT,NL             |
|----|---|---|---|--------------------------------|
| 1  | 37 12 46  | 2   |   | TARP-ROLL,NL 168 X 102         |
| 2  | 37 12 46  | 2   |   | TARP-BLACK, 117 X 156          |
| 3  | 37 12 47  | 1   |   | TUBE-STATIONARY, 1 X 157       |
| 4  | 37 12 47  | 1   |   | TUBE-ROLL, 3 X 162             |
| 5  | 37 09 06  | .50   |   | CAP-END,STD, 12 X 102,SS       |
| 6  | 37 09 06  | .50   |   | BRKT-Z,CAP,END (523181)        |
| 7  | 37 09 62  | .50   |   | STRAP-RIDGE,TO 24FT (523134)   |
| 8  | 37 09 11  | .50   |   | BRKT-QIK RLSE W/LKPINS(523181) |
| 9  | 37 09 07  | .50   |   | BRKT-ALUM,TARP (523181)        |
| 10 | 28 00 78  | 1   |   | BRKT-STOP,ALUM,TARP (523181)   |
| 12 | 37 12 48  | .50   |   | RATCHET-SRT2                   |
| 13 | 37 12 49  | .50   |   | BOW-TARP,STD RISE X 102,SS     |
| 15 | 37 12 50  | .50   |   | CRANK-TARP,SRT2,9FT            |
| 16 | 37 12 51  | .50   |   | FLEX DRIVE-TARP,SRT2           |

### L4000G4 NEW LEADER REPAIR TIME SCHEDULE

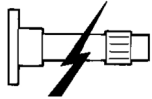

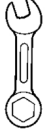


## OPTION GROUP

|    |  |  |  | TARP-ROLL,ELEC,W/O GRAN        |
|----|---|---|---|--------------------------------|
| 2  | 37 09 04  | 1   |   | TUBE-STA,1.00X133 (523181)     |
| 6  | 37 09 11  | .50   |   | BRKT-QIK RLSE W/LKPINS(523181) |
| 7  | 37 09 05  | 1   |   | TUBE-ROLL,ALUM,3X138 (523181)  |
| 17 | 37 09 06  | .50   |   | BRKT-Z,CAP,END (523181)        |
| 19 | 37 09 62  | .50   |   | STRAP-RIDGE,TO 24FT (523134)   |
| 22 | 14 04 74  | 1   |   | MOTOR ASM-W/COVER (523181)     |

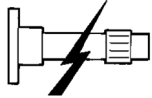

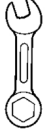


## OPTION GROUP

|    |  |  |  | DIVIDER-MATERIAL ASSY   |
|----|---|---|---|-------------------------|
| 1  | 34 05 31  | .25   |   | DIVIDER-WELDMENT        |
| 2  | 37 12 11  | .25   |   | DEFLECTOR-REAR WELDMENT |
| 11 | 37 12 12  | .50   |   | MOUNT-DIVIDER WELDMENT  |

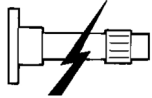




## OPTION GROUP

|     |   |   |   |                               |
|-----|---|---|---|-------------------------------|
|     |  |  |  | KIT/HILLSIDE DVDR #4 304      |
| REF | 15 02 09  | 1   |   | HS DIVIDER FOR CHAIN CONVEYOR |



## OPTION GROUP

|     |   |   |   |                                |
|-----|---|---|---|--------------------------------|
|     |  |  |  | KIT/FENDR 13FT143IN W/LGHT MNT |
| REF | 28 05 15  | 2   |   | FENDER-13FT RH 304             |

CLICK HERE TO **DOWNLOAD** THE COMPLETE MANUAL

- Thank you very much for reading the preview of the manual.
- You can download the complete manual from: [www.heydownloads.com](http://www.heydownloads.com) by clicking the link below



- Please note: If there is no response to CLICKING the link, please download this PDF first and then click on it.

CLICK HERE TO **DOWNLOAD** THE COMPLETE MANUAL