

AGCO®
984 / 1184 Rogator
Chassis
REPAIR TIME SCHEDULE
Form Number AG334911B

Contents

Section	Description
01	Engine Group
02	Frame and Suspension Group
03	Axle and Steering Group
04	Fuel System Group
05	Hydraulic Group
06	Air System Group
07	Cab Group
08	Air Conditioning and Heating Group
09	Electrical Group
10	Lighting Group
11	Appearance Group
12	Tire and Wheel Group
13	Decal Group
14	Guidance Group
15	Options Group

NOTE: This Repair Time Schedule (RTS) can be used with Repair Time Schedule storage binder supplied separately through the repair parts department.

CLICK HERE TO **DOWNLOAD** THE COMPLETE MANUAL

- Thank you very much for reading the preview of the manual.
- You can download the complete manual from: www.heydownloads.com by clicking the link below



- Please note: If there is no response to CLICKING the link, please download this PDF first and then click on it.

CLICK HERE TO **DOWNLOAD** THE COMPLETE MANUAL

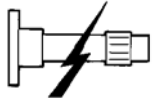


GENERAL INFORMATION

G. DEFECT CODE LIST

Code	Definition
10	Leakage
14	Misted up, Foggy
15	Sticks
16	Slipping
17	Noisy
18	Surface rust, Oxidation
19	Improper finish application
20	Weathered
22	Missing
23	Incorrect torque
24	Incorrect timing
25	Loose
26	Incorrect assembly
30	Circuit fault, Signal
31	Short circuit, Earth short
33	Incorrectly programmed
34	Ambient temperature sensitive
45	Inadequate performance
46	Oil consumption
47	Fuel consumption
48	Bulge damage
60	Improper display contrast
61	Character missing in display
65	Cavitation
70	Fractured, Broken
71	Bent
72	Burst, Split
73	Seized
74	Worn
75	Burnt, Charred
76	Corroded, pitting
95	Modification campaign
99	Service contract

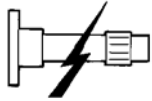




ENGINE GROUP

				INSTL-FUEL LINE 84 SERIES
2	22 20 54	0.50		HOSE HYD 0.37 BULK 250PSI WP
3	15 02 30	0.50		HOSE HYD 0.50 BULK 250PSI WP
4	45 07 14	0.25		FITTING-HOSE -6 FJS90

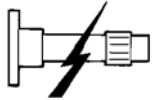


ENGINE GROUP



				COOLING PKG GROUP
4	22 20 54	0.50		HOSE HYD 0.37 BULK 250PSI WP
5	22 20 54	0.50		HOSE 1.00 2BRD EPDM
20	22 20 78	0.25		ADAPTER -4MNPT X -6HB
29	15 02 30	0.50		HOSE BULK, 5/16"
44	59 04 01	0.25		HOSE,RADIATOR,LOWER
48	79 02 10	0.75		TANK-DEARATION

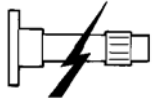


ENGINE GROUP



				MANIFOLD-RETURN,DUAL COOLER
1	22 24 84	0.25		BYPASS CHECK 50 PSI
2	22 24 84	0.25		BYPASS CHECK 15 PSI
3	22 01 98	0.50		VALVE-CHECK,FILTER
4	22 22 75	0.25		VALVE-HYD RELIEF,-08,DIF AREA
5	22 20 20	0.25		CARTRIDGE-HYD RELIEF
6	22 01 98	0.50		SWITCH-LOW PRESSURE,NO
7	22 01 17	0.25		ELEMENT FILTER
8	22 22 74	0.50		ORIFICE-DISC-NONTHREADED

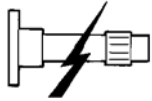


ENGINE GROUP



				PUMP-HYD,FRONT 516819D1
8	22 01 74	1.00		SEAL KIT/DRIVE SHAFT
21	21 27 41	8.00		RING-SEAL
51	21 27 38	8.00		SHAFT
56	22 09 14	1.00		O-RING
57	22 15 67	10.00		RING-WEAR
58	22 15 68	10.00		RING-SEAL

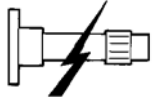


ENGINE GROUP



				PUMP-HYD,REAR 516819D1
34	21 27 09	2.50		PLUG BREAKOFF
40	22 09 14	1.00		O-RING

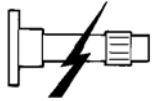


FRAME AND SUSPENSION GROUP



				FRAME-RG,AIR SPRING
16	28 10 87	0.50		CROSSMEMBER

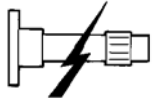


FRAME AND SUSPENSION GROUP



				BOOMREST INSTL- 120 IN.
3	14 01 16	0.50		LAMP-WARNING,AMBER
8	14 01 36	0.25		REFLECTOR-YELLOW,2.0X9.0
15	14 16 42	0.50		HARNESS-BOOM REST
17	37 08 38	0.25		BUMPER-BOOM,RADIAL TUBE
18	28 05 18	1.00		MIRROR HEAD-MANUAL
20	37 06 01	1.00		BOOMREST WLDMT-LH,120'

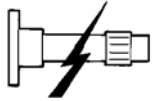


AXLE AND STEERING GROUP



				OPTION-2 WHEEL STEER
6	25 01 09	0.50		SHIM-WEAR PAD,BOTTOM,16GA
7	25 01 09	0.50		SHIM-WEAR PAD,BOTTOM,20GA
8	25 01 09	0.50		SHIM-WEAR PAD,SIDE,16GA
9	25 01 09	0.50		SHIM-WEAR PAD,SIDE,20GA
15	25 01 09	0.50		SHIM-WEAR PAD,TOP,16GA
16	25 01 09	0.50		SHIM-WEAR PAD,TOP,20GA
27	17 01 43	0.25		FITTING LUB.12-27NPTFX0.68

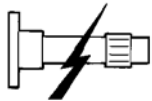


AXLE AND STEERING GROUP



				AXLE ASM-FRONT
1	17 02 64	3.00		PIN-KING,3.00
34	17 01 43	0.25		FITTING LUB.12-27NPTFX0.68
38	17 01 43	0.25		FITTING LUB 90D 0.125 NPTF
39	17 02 63	6.00		MACH-WHEEL LEG,STEER,LH,FR
43	17 02 04	7.50		AXLE WLDMT-6X6, STRBLE, LH

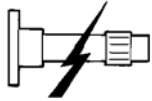


HYDRAULIC GROUP



				SUPPORT ASM-HOSE,DRIVE,REAR
1	22 09 75	0.50		SPRING COIL EXTENSION
5	22 09 75	0.50		STRAP-HOSE HANGER

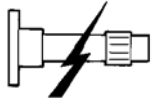


HYDRAULIC GROUP



				HOSE INSTL-4 WHL STR
1	22 22 02	1.00		HOSE ASM,-6 X 39.5 ORFS/ORFS45
2	22 22 02	1.00		HOSE ASM,-8 X 40.5 ORFS/ORFS45
3	22 22 02	1.00		HOSE ASM,-06 X 120.0 ORFS/ORFS
4	22 22 02	1.00		HOSE ASM,-06 X 210.0 ORFS/ORFS
5	22 20 78	0.25		TEE AS-6 ORFS X 3
6	22 20 78	0.25		TEE-SWIVEL 3X -8 ORFS
REF	22 08 13	2.00		HYDRAULIC PRESSURE TESTING

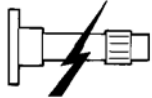

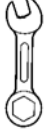
HYDRAULIC GROUP



				OPT-PUMP,STEER,COLD-START
4	22 20 77	0.25		CONNECTOR AS-6 STOR -6 ORFS
5	26 05 15	0.25		ELBOW AS.-90DEG 4STOR X 4ORFS
6	22 20 78	0.25		TEE AS, -6ORFS
7	22 20 76	0.25		ELBOW,90D,-24 CD61 X -20 BEAD
8	22 01 70	1.00		PUMP-STEER, 2.75CID W/DUMP
9	22 01 70	1.00		PUMP-STEER, 2.75CID
10	17 01 52	0.50		CONNECTOR AS -8ORFS-8STOR
11	21 27 50	1.00		ELBOW AS-90° 10 STOR-8 ORFS
12	22 19 39	0.25		ELBOW AS-90-6STOR X 6ORFS
REF	22 08 13	2.00		HYDRAULIC PRESSURE TESTING

HYDRAULIC GROUP



				TANK ASM-HYD
1	21 26 08	4.00		RESERVOIR-HYD 60 GAL
5	14 17 46	0.50		SWITCH-LEVEL, HYDRAULIC
10	21 26 16	0.50		STRAINER-SUCTION 2.50
17	22 19 32	1.50		CONNECTOR AS-STR-6STOR-8ORFS
18	22 20 78	0.25		ADAP ASM-STR, -20MOR X -16ORFS
19	22 20 77	0.25		ADAP ASM-STR, -24MOR X -16ORFS
20	22 20 76	0.25		ELBOW ASM-90D, -24MOR X -20BEAD
21	21 26 16	0.50		STRAINER-SUCTION
REF	22 08 13	2.00		HYDRAULIC PRESSURE TESTING

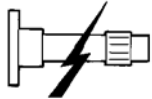


HYDRAULIC GROUP



				MOTOR,BBC05,1747CC,2 SP,BRAKE
REF	22 21 72	0.25		CARTRIDGE/SOLENOID VALVE & COIL
2	22 24 23	4.00		BUSHING
3	22 24 03	3.50		O RING
4	22 24 25	0.50		SPOOL/2-SPEED
5	22 24 26	0.50		SPRING
6	22 24 06	0.50		PLUG WHEEL MOTOR
8	22 24 27	4.00		SEALING RING
9	22 24 88	4.00		GREASE RING
11	33 03 40	4.50		VALVE, CHECK
14	22 24 30	4.50		TAPER PLUG
15	22 24 31	1.00		PLUG (CASE PRESSURE)
16	22 24 31	1.00		PLUG (CASE PRESSURE)
17	22 24 32	1.00		SPRING
18	22 24 33	1.00		CHECK VALVE (CASE PRESSURE)
25	22 24 34	2.50		CYLINDER BLOCK
33	22 24 35	2.75		SPRING
34	22 24 36	2.75		PLUG
35	22 24 37	2.50		SEALING/RING
36	22 24 38	2.75		POPPET SPOOL
37	22 24 39	2.50		RETAINING RING
44	22 24 40	2.00		LOCKING RING
45	22 24 41	2.00		RETAINING RING
50	22 24 42	2.50		DISTRIBUTOR
51	22 24 89	3.50		SEALING RING
52	22 24 89	3.50		SEALING RING
53	22 24 89	3.50		SEALING RING
58	22 24 44	3.50		SPRING TIMING
59	22 24 45	3.00		SEALING RING
60	22 24 46	3.00		SUPPORT RING
65	22 24 47	2.75		REAR COVER
66	22 24 10	3.50		BEARING
67	22 24 21	4.00		KIT/SEAL-BLUE
68	22 24 50	3.50		SUPPORTING RING
69	22 24 51	3.50		RETAINING RING
72	22 24 52	3.00		O RING
80	22 24 53	1.50		HUB COVER
81	22 24 54	1.75		AXIAL SPACER
82	22 24 18	1.00		RETAINING RING
83	22 24 19	1.25		LOCKING RING
85	22 24 20	1.25		RETAINING RING
90	22 24 55	1.25		BRAKE COVER
91	22 24 93	1.25		SPLINE/RING

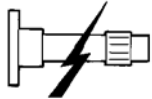


HYDRAULIC GROUP



				VALVE ASM-HYD,SHIFT
1	22 20 77	0.25		CONNECTOR AS-6 STOR -6 ORFS
2	22 19 32	1.50		CONNECTOR AS-STR-6STOR-8ORFS
3	22 19 40	0.50		CONNECTOR AS-STR-6STOR-4ORFS
4	22 20 76	0.25		ELBOW AS-4ORFS 90DEG &ORING
5	22 20 76	0.25		ELBOW-90D,-6STOR X -4ORFS
6	60 30 85	0.25		TRANSDUCER-PRES,750 PSI
7	22 22 70	1.00		VALVE-HYD,SHIFT,LADDER
8	22 20 76	0.25		ELBOW AS-90D 8STOR-8ORFS
9	22 20 78	0.25		TEE-SWIVEL 3X -8 ORFS
10	22 19 32	1.50		CONNECTOR AS-6STOR X 6ORFS
REF	20 28 13	2.00		HYDRAULIC PRESSURE TESTING

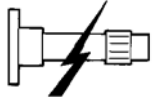


HYDRAULIC GROUP



				TRACK ADJ BLOCK ASM-REAR
1	22 22 71	1.00		BLOCK-HYD,TRACK ADJUST
2	22 20 76	0.25		ELBOW AS-45° 6STOR X 6ORFS
3	22 20 76	0.25		ELBOW AS-90D 8STOR-8ORFS
4	22 19 39	0.25		ELBOW AS-90-6STOR X 6ORFS
REF	22 08 13	2.00		HYDRAULIC PRESSURE TESTING

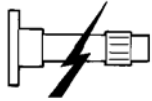


HYDRAULIC GROUP



				ASSISTED STEERING
1	51 19 35	1.00		ASSIST STEER UNIT, RG84/86C

AIR SYSTEM GROUP



				GOVERNOR AIR
1	26 05 26	0.50		GOVERNOR/AIR
4	58 65 69	0.50		GASKET AIR GOV BENDIX

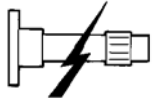


AIR SYSTEM GROUP



				INSTL-AIR TANK
2	58 15 03	0.75		BAND ASM-AIR CLEANER 11.81DIAY
8	26 03 41	1.25		RESERVOIR-AIR,STD,48L

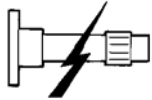


AIR SYSTEM GROUP



				RESERVOIR ASM-AIR,HI-VOL,10L
2	26 03 41	1.25		RESERVOIR-AIR,HOMOCATION,10L
5	22 20 76	0.25		ELBOW 45D 0.50FJIC SWX0.50MJIC
6	26 03 44	0.25		DRAIN VALVE
7	43 05 10	0.33		THRUST RING M-22
8	26 05 53	0.33		O RING M-22

CAB GROUP



				PANEL INSTL-TRIM,NL
2	28 03 70	0.50		HOLDER-NET
4	28 03 03	0.50		TRIM-B POST,RH
5	60 40 16	1.00		HARNESS-JUMPER,NL
6	14 01 27	0.50		LIGHTER ASM-CIGAR

CAB GROUP



	A technical drawing of a bolt with a lightning bolt symbol over it, indicating a warning or specific handling instruction.	A simple line drawing of a pocket watch or stopwatch, representing time or duration.	A simple line drawing of an open-end wrench.	SEAT INSTL-BASIC
2	28 06 00	1.50		SEAT ASM-BASIC, AIR

CLICK HERE TO **DOWNLOAD** THE COMPLETE MANUAL

- Thank you very much for reading the preview of the manual.
- You can download the complete manual from: www.heydownloads.com by clicking the link below



- Please note: If there is no response to CLICKING the link, please download this PDF first and then click on it.

CLICK HERE TO **DOWNLOAD** THE COMPLETE MANUAL



CAB GROUP



				KIT-SUSPENSION
REF	28 06 28	0.50		KIT-BOOT BUTTONS
1	28 06 43	0.50		BUMPER
2	28 06 25	3.50		KIT-COVER PLATE AS.
3	28 06 28	0.50		KIT-SHOCK AS. (SUSP)
7	28 06 25	3.50		KIT - BEARING SHAFT
8	28 06 14	3.50		KIT-AIR SPRING AS.
10	28 06 04	2.00		KIT-SUSP. BUMPER
11	28 06 43	0.50		KIT - FORE/AFT
12	28 06 26	3.50		KIT-ROLLER BEARINGS
13	28 06 26	3.50		KIT-ISOLATOR ROLLER
14	28 06 26	3.50		KIT-BUMPER AS. (SUSP)
15	28 06 25	3.50		KIT-CONTROL(LATERAL
17	28 06 50	3.50		KIT-KNOB AS. (SUSP)
18	28 06 54	3.50		KIT-AIR TANK
19	28 06 18	3.50		KIT-CONTROL AS. (SHOCK)
20	28 06 14	3.50		KIT-AIR SPRING
22	28 06 18	3.50		KIT-SPRING & SHOCK AS.
23	28 06 48	1.50		ASM/ISOLATER FOR-AFT
24	28 06 18	3.50		KIT-SPRING & SHOCK AS.
25	28 06 29	3.50		WLDMT/HOUSING LOWER
26	28 06 15	2.00		KIT-SERVICE,COMPRESSOR,
28	28 06 45	2.00		KIT-CONTROL DAMPER

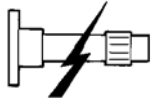


CAB GROUP



				INSTL-ARMREST, RG, 4WS, 7 SECT
1	38 07 35	0.25		LEVER

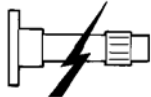




CAB GROUP

				DOOR ASM
18	28 05 46	2.25		GLASS-DOOR

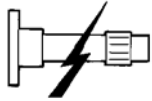


CAB GROUP



				ARR-AUDIO
3	28 02 30	0.50		SPEAKER-CONE
6	28 02 58	0.50		ANTENNA-RADIO

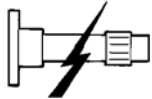


CAB GROUP



				ARR-CAB ELECTRICAL
5	14 04 20	0.50		SENSOR-HVAC
8	14 01 92	0.50		SWITCH DOOR 8103
13	14 01 92	0.50		POWER OUTLET

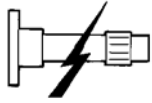


CAB GROUP



				FLOORMAT INSTL-CAB, RG
1	28 03 03	0.50		FOAM-FIREWALL,LH
2	28 03 03	0.50		FOAM-FIREWALL,RH
5	28 03 18	1.00		FLOORMAT-CAB,RG

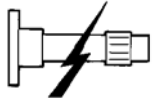


AIR CONDITIONING AND HEATING GROUP



				HVAC GROUP
5	28 12 82	0.50		FILTER,RECIRCULATION
6	28 12 82	0.50		FILTER,CARBON
7	28 06 09	0.50		LOUVER-AIR
8	45 07 12	0.25		FILTER-PARTICLE
10	15 02 01	0.25		HOUSING-ASM FILTER
20	28 06 09	0.50		LOUVER-HVAC
REF	15 01 23	3.00		RECHARGING A/C SYSTEM (NOT ILLUSTRATED)

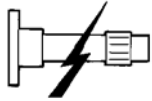


ELECTRICAL GROUP



				PANEL ASM-GAUGE/LIGHTBAR
1	12 31 13	0.50		GAUGE-PRESS, 0-150PSI
2	22 22 22	0.50		GAUGE-PRESSURE,0-150 PSI
3	14 01 35	1.00		HARNESS-GAUGE,PRESSURE
REF	14 01 00	1.50		ELECTRICAL DIAGNOSTICS



ELECTRICAL GROUP

				INSTL-ELECTRICAL,4WS
REF	60 20 59	1.00		AMPLIFIER-RADAR
REF	14 01 00	1.50		ELECTRICAL DIAGNOSTICS

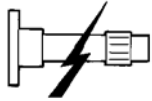




ELECTRICAL GROUP

				INSTL-WL,LEFT,EXT,HARN
2	14 17 15	0.50		HARN-WL,LEFT,EXT
REF	14 01 00	1.50		ELECTRICAL DIAGNOSTICS

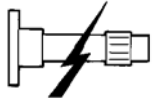


ELECTRICAL GROUP



				INSTL-LOAD SIMULATOR,WL,RG
1	14 02 79	0.50		HARNESS-I/O,LOAD SIMULATOR
REF	14 01 00	1.50		ELECTRICAL DIAGNOSTICS



ELECTRICAL GROUP

				ASM-I/O, CHASSIS, RG
5	14 17 54	0.50		WLDMT-BRKT, TA, I/O, FRONT
6	60 30 01	0.50		MODULE ASM-I/O, CAN
REF	14 01 00	1.50		ELECTRICAL DIAGNOSTICS

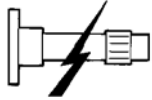


LIGHTING GROUP



				HID INSTL-TOOL BOX
2	14 02 11	0.50		MODULE-RELAY,2 PACK
4	14 01 21	0.25		LIGHT-WORK,HID

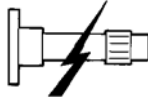




LIGHTING GROUP

				LIGHT-WORK,HID,PENDENT MOUNT
1	71 48 72	0.25		BULB-HID

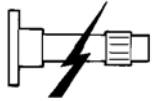




APPEARANCE GROUP

				TOOLBOX-LH,OPTION
1	28 07 86	1.00		TOOL CABINET ASM-LH,MOLDED

APPEARANCE GROUP



				HANDRAIL-FRONT, RG, INSTL
8	28 07 22	0.50		WLDMT-HANDRAIL,FNT,SMALL
9	28 07 22	0.50		WLDMT-HANDRAIL,FNT,MAIN
10	28 07 22	0.50		WLDMT-HANDRAIL,MID

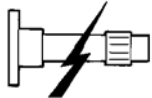


TIRE AND WHEEL GROUP



				PLATE INSTL-COVER,WHEEL LEG
1	25 07 54	0.50		PLATE-COVER,WHEEL LEG

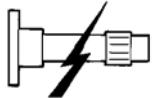


DECAL GROUP



				DECAL INSTL-CAB, RG, 08
1	28 02 21	0.25		DECAL-CAUTION, PARKING BRAKE
2	28 02 21	0.25		DECAL-CORPORATION
3	28 02 21	0.25		DECAL-IMPORTANT, ELEC EQUIPMENT
4	28 02 20	0.75		DECAL-WARNING, DOWNSHIFT TO LOW
5	28 02 21	0.25		DECAL-IMPORTANT, SPREAD RES
6	28 02 20	0.75		DECAL-WARNING, MAX SPEED, ENG
7	28 02 21	0.25		DECAL-CAUTION, CAB FILTERS
12	28 02 21	0.25		DECAL-DANGER, ELEC SHOCK

DECAL GROUP



				DECAL INSTL-RG CHASSIS(NA)
3	28 02 21	0.25		DECAL AXLE SPACING RH
6	28 02 20	0.75		DECAL-RELAY PANEL,1274C,'06
9	28 02 21	0.25		WARNING - BURN HAZARD (NA)
10	28 02 21	0.25		DECAL-PRESSURIZED/ HOT FLUID
12	28 02 21	0.25		DECAL-ROTATING BLADES HAZARD
14	28 02 21	0.25		DECAL-FUSE PANEL,RG,08
18	28 02 21	0.25		DECAL-ETHER (NA)
19	28 02 21	0.25		DECAL-PATENT

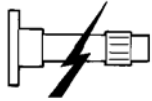




GUIDANCE GROUP

				SWITCH INSTL-AUTOGUIDE
1	60 60 52	0.25		SWITCH-RKR,OFF-ON-ON,AS,CS-L

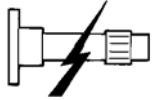


GUIDANCE GROUP



				CONSOLE INSTL-GTA
14	60 35 01	0.50		CONSOLE II PLUS
16	60 60 52	0.25		SWITCH-RKR,ON-ON,OTTO
17	28 02 20	0.75		DECAL-SWITCH,FLCN II
18	60 35 14	1.00		HARNESS-CONSOLE II,GTA
REF	60 30 00	1.00		REPROGRAMMING (NOT ILLUSTRATED)

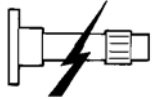


GUIDANCE GROUP



				RADAR GROUP
1	60 20 02	1.00		RADAR-DJ,7.5FT

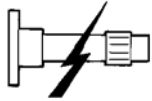


GUIDANCE GROUP



				CTRL INSTL-SMARTRAX, RG CAB
REF	60 30 00	1.00		REPROGRAMMING (NOT ILLUSTRATED)

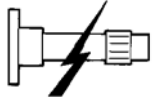

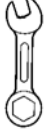
GUIDANCE GROUP



				INSTL-AUTOGUIDE,HARNESS
7	14 02 38	0.50		SWITCH INSTL-AUTOGUIDE
9	60 31 50	1.00		HARNESS-CAB, AUTOGUIDE
REF	60 30 00	1.00		REPROGRAMMING (NOT ILLUSTRATED)

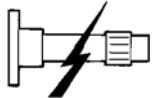


OPTIONS GROUP



				PRESSURE WASHER INSTL
6	22 20 54	0.50		HOSE ASM -6 X 16.00 R1AT MP/MP
12	22 20 54	0.50		HOSE,MED.PRESS 0.75 2BRD EPDM
14	37 06 46	0.50		HOSE 0.37 2BRD EPDM
40	22 02 16	0.25		HOSE ASM--06X19.0 ORFS/ORFS45
41	22 02 16	0.25		HOSE ASM,-08X16.0 ORFS/ORFS45
42	22 02 16	0.25		HOSE ASM,-06X18.0 ORFS/ORFS90
43	22 02 16	0.25		HOSE ASM,-06X16.0 ORFS/8ORFS90
44	22 20 54	0.50		HOSE ASM,-08X58.5 ORFS/ORFS90L
45	22 20 54	0.50		HOSE ASM,-06X74.0 ORFS/ORFS45



OPTIONS GROUP

				OPTION-COLD START, RG
2	14 17 56	0.25		MODULE-BYPASS, TIMER
4	14 02 71	1.00		HEATER HYD OIL
7	14 01 13	1.00		INSTL-3RD BATTERY, RG
8	60 35 13	0.50		HARNESS-BYPASS, HYD, RG

FAILURE CODE INDEX



CODE	DESCRIPTION	PAGES
22 20 78	TEE ASM-BRANCH,-4 ORFS SWIVEL	1-8, 1-9, 5-8, 5-10, 5-12, 5-13, 5-15, 5-16, 5-17, 5-18, 5-21, 5-22, 5-25, 5-28, 5-39, 14-22
22 20 78	TEE ASM-BR,-20 CD62 X -16 ORFS	1-8, 1-9, 5-8, 5-10, 5-12, 5-13, 5-15, 5-16, 5-17, 5-18, 5-21, 5-22, 5-25, 5-28, 5-39, 14-22
22 20 78	TEE ASM-BR,-16 ORFS SWIVEL	1-8, 1-9, 5-8, 5-10, 5-12, 5-13, 5-15, 5-16, 5-17, 5-18, 5-21, 5-22, 5-25, 5-28, 5-39, 14-22
22 21 54	KIT-SEAL-O-RING	5-5
22 21 72	CARTRIDGE/SOLENOID VALVE & COIL	5-23
22 22 02	HOSE ASM,-6 X 39.5 ORFS/ORFS45	5-8, 15-8
22 22 02	HOSE ASM,-8 X 40.5 ORFS/ORFS45	5-8, 15-8
22 22 02	HOSE ASM,-06 X 120.0 ORFS/ORFS	5-8, 15-8
22 22 02	HOSE ASM,-06 X 210.0 ORFS/ORFS	5-8, 15-8
22 22 05	MOTOR-WHEEL, HYDRAULIC, REAR	5-21, 5-22
22 22 05	MOTOR, BBC05, 1747CC, 2 SP, BRAKE	5-21, 5-22
22 22 22	GAUGE-PRESSURE, 0-150 PSI	9-4
22 22 53	BRKT-WLDMT, HYDRO CONTROL	5-16
22 22 57	TRANSDUCER-PRES, 7500 PSI (MV)	5-16
22 22 61	BRKT-MTG, HYDRO CONTROL	5-16
22 22 63	FLANGE-PUMP DRIVE	1-12
22 22 66	PUMP-TANDEM HYD, 125CC X2, B/R	1-15, 5-15
22 22 66	PUMP-HYD, FRONT 516819D1	1-15, 5-15
22 22 67	PUMP-HYD, REAR 516819D1	1-15
22 22 70	VALVE-HYD, SHIFT, LADDER	5-9, 5-28
22 22 70	VALVE, HYD, 4X4 STEER, W/CHECK	5-9, 5-28
22 22 71	TRACK ADJ BLOCK ASM-REAR	5-30, 5-32, 5-33
22 22 71	TRACK ADJ BLOCK ASM-FRONT	5-30, 5-32, 5-33
22 22 71	BLOCK-HYD, TRACK ADJUST	5-30, 5-32, 5-33
22 22 72	MANIFOLD-RETURN, DUAL COOLER	5-27
22 22 74	ORIFICE-DISC-NONTHREADED	1-14
22 22 75	VALVE-HYD RELIEF, -08, DIF AREA	1-14
22 22 79	BREATHING-WHEEL MOTOR	5-21, 5-22
22 22 82	VALVE ASM-4 WHL STR	3-4
22 24 03	O RING	5-4, 5-23
22 24 06	PLUG WHEEL MOTOR	5-4, 5-23
22 24 10	BEARING	5-4, 5-23
22 24 15	O RING/BRAKE COVER	5-4, 5-23
22 24 15	O RING	5-4, 5-23
22 24 16	RING/CAM 1742	5-4, 5-23
22 24 16	CAM RING 2271 CCM	5-4, 5-23
22 24 18	RETAINING RING	5-4, 5-23
22 24 19	LOCKING RING	5-4, 5-23
22 24 20	RETAINING RING	5-4, 5-23
22 24 21	KIT/SEAL-BLUE	5-4, 5-23
22 24 23	BUSHING	5-4, 5-23
22 24 25	SPOOL/2-SPEED	5-4, 5-23
22 24 26	SPRING	5-4, 5-23
22 24 27	SEALING RING	5-4, 5-23
22 24 30	TAPER PLUG	5-4, 5-23
22 24 31	PLUG (CASE PRESSURE)	5-4, 5-23
22 24 32	SPRING	5-4, 5-23
22 24 33	CHECK VALVE (CASE PRESSURE)	5-4, 5-23

CLICK HERE TO **DOWNLOAD** THE COMPLETE MANUAL

- Thank you very much for reading the preview of the manual.
- You can download the complete manual from: www.heydownloads.com by clicking the link below



- Please note: If there is no response to CLICKING the link, please download this PDF first and then click on it.

CLICK HERE TO **DOWNLOAD** THE COMPLETE MANUAL