

Challenger®
TG8300 Terragator Chassis
REPAIR TIME SCHEDULE
Form Number 549691D1A

Contents

Section	Description
01	Engine Group
02	Transmission Group
03	Driveline Group
04	Axle and Steering Group
05	Frame and Suspension Group
06	Fuel System Group
07	Hydraulic Group
08	Air System Group
09	Cab Group
10	Air Conditioning and Heating Group
11	Electric Group
12	Lighting Group
13	Appearance Group
14	Tire and Wheel Group
15	Decal Group
16	Guidance Group
17	Options Group

NOTE: This Repair Time Schedule (RTS) can be used with Repair Time Schedule storage binder supplied separately through the repair parts department.

CLICK HERE TO **DOWNLOAD** THE COMPLETE MANUAL

- Thank you very much for reading the preview of the manual.
- You can download the complete manual from: www.heydownloads.com by clicking the link below



- Please note: If there is no response to CLICKING the link, please download this PDF first and then click on it.

CLICK HERE TO **DOWNLOAD** THE COMPLETE MANUAL

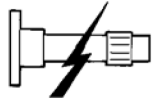


GENERAL INFORMATION

G. DEFECT CODE LIST

Code	Definition
10	Leakage
14	Misted up, Foggy
15	Sticks
16	Slipping
17	Noisy
18	Surface rust, Oxidation
19	Improper finish application
20	Weathered
22	Missing
23	Incorrect torque
24	Incorrect timing
25	Loose
26	Incorrect assembly
30	Circuit fault, Signal
31	Short circuit, Earth short
33	Incorrectly programmed
34	Ambient temperature sensitive
45	Inadequate performance
46	Oil consumption
47	Fuel consumption
48	Bulge damage
60	Improper display contrast
61	Character missing in display
65	Cavitation
70	Fractured, Broken
71	Bent
72	Burst, Split
73	Seized
74	Worn
75	Burnt, Charred
76	Corroded, pitting
95	Modification campaign
99	Service contract

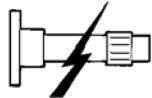




ENGINE GROUP

				DRIVE DEVICE
1	75 22 31	2.00		FRAME
2	75 22 30	2.00		SHAFT
4	75 22 26	2.00		BEARING
5	75 22 27	2.00		CIRCLIP
6	75 22 25	2.00		BEARING
7	75 22 29	2.00		CIRCLIP
11	75 22 22	1.50		PULLEY/BELT
15	75 22 16	1.25		PULLEY/BELT
16	75 22 17	1.25		SHAFT
17	75 22 18	1.50		PLATE
26	75 22 14	1.25		BELT TIGHTENER
27	75 22 15	1.25		PIECE/INTERMEDIATE

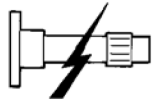




ENGINE GROUP

				INSTALL-EXHAUST
21	58 57 05	0.50		DOC-EAT, 8.4L SISU
22	58 57 04	0.50		SCR-EAT, 8.4L SISU
23	58 56 31	0.50		SHIELD, EXHAUST
27	58 56 08	0.50		TUBE-EXHAUST, DOC (TG 73/8300)
28	58 56 08	0.50		TUBE-EXHAUST,BELLOWS TO SCR
32	58 56 08	0.50		SEAL-TRAPEZOIDAL, 5 IN
33	58 56 08	0.50		FLANGE-SLIDING, 5 IN
36	58 58 11	3.00		STACK-EXHAUST,BENT,5.00 IN
39	58 56 31	0.50		SHIELD-ASM (SCR)
40	58 56 05	1.00		WLDMT-SCR BRKT
41	30 01 07	1.00		WLDMT, DOC

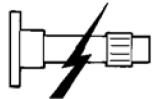




ENGINE GROUP

				EXPANSION TANK
8	79 02 10	0.75		EXPANSION TANK
9	79 02 05	0.25		EXP TANK CAP
10	79 02 08	0.75		WLDMT EXP TANK

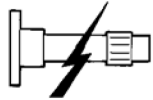




ENGINE GROUP

				DEF TANK GROUP
2	57 17 89	0.75		TZ2Q TYPE
6	57 17 94	0.50		FILL KIT-DEF
8	57 80 02	0.25		UREA TANK FILLER CAP-VENTED

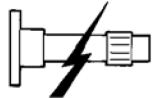


TRANSMISSION GROUP



				ANGLE TRANSMISSION
1	27 05 18	0.75		ANGLE TRANSMISSION

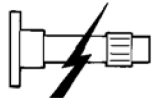




TRANSMISSION GROUP

				GEAR PUMP
1	21 26 61	13.75		CENTERING COVER
2	21 26 62	13.75		O-RING 115X2,5-FPM 70 FWN56402
5	22 01 03	13.25		GEAR PUMP
13	21 26 63	13.00		SOCKET
22	21 26 65	13.50		PRESSURE PIPE
REF	19 26 78	0.00		POWERTRAIN HYDRAULIC FLUSH (AS REQUIRED)

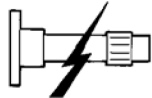




TRANSMISSION GROUP

				VALVE UNIT
4	21 26 24	2.50		VALVE UNIT
9	21 26 25	2.00		CARTRIDGE
13	21 26 26	0.75		SEALING CONE
14	21 26 88	2.00		PRESSURE SPRING
18	21 26 26	0.75		SEALING CONE
19	21 26 88	2.00		PRESSURE SPRING
20	21 26 88	2.00		PRESSURE SPRING
32	21 26 27	2.00		GASKET
44	60 30 64	0.50		TEMP. TRANSMITTER
REF	19 26 78	0.00		POWERTRAIN HYDRAULIC FLUSH (AS REQUIRED)

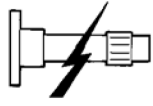




TRANSMISSION GROUP

				GEAR BOX LUBRICATION
1	21 26 65	13.50		PRESSURE PIPE
4	21 26 68	33.50		PRESSURE PIPE
5	21 26 68	33.50		PRESSURE PIPE
15	21 26 66	13.50		LUBRICATION PIPE
18	21 26 67	13.75		PIPE
23	21 26 69	20.00		LUBRICATION PIPE
32	22 13 50	15.50		PIPE
35	22 06 64	1.25		FILTER
36	22 01 17	0.50		FILTER CARTRIDGE
38	22 01 07	0.75		SWITCH
40	22 01 17	0.50		HOUSING
REF	19 26 78	0.00		POWERTRAIN HYDRAULIC FLUSH (AS REQUIRED)

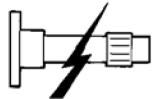


TRANSMISSION GROUP



				TRANSMITTER
1	60 30 18	1.25		SENSOR
20	60 30 52	1.00		HALL SENSOR
25	60 60 12	1.00		PRESSURE TRANSDUCER
26	60 30 18	1.25		SENSOR
38	60 30 64	0.50		TEMP. TRANSMITTER
REF	19 26 78	0.00		POWERTRAIN HYDRAULIC FLUSH (AS REQUIRED)

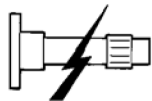




DRIVELINE GROUP

				DRIVELINE INSTALL
6	19 25 02	1.50		DRIVELINE-8.5C ENGINE TO TRANS
7	19 25 02	1.50		DRIVELINE, FRONT 8.5C
8	19 25 02	1.50		DRIVELINE, MIDDLE 8.5C
9	19 25 02	1.50		DRIVELINE, REAR 8.5C

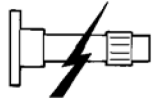




DRIVELINE GROUP

				DRIVELINE, COVER
1	29 01 71	0.25		COVER-FLYWHEEL HOUSING
2	29 01 71	0.25		GUARD-DRIVELINE, PERFORATED
3	29 01 71	0.25		GUARD WLDMT-DRIVELINE



AXLE AND STEERING GROUP

				CARRIER ASSEMBLY
1	27 01 60	0.25		NUT BEVEL PINION
3	25 12 78	1.00		YOKE & DEFLECTOR ASSY(85WB)
4	27 00 76	1.50		SEAL/ASSY-OIL
5	27 01 34	1.00		CAGE/ASSY-PINION
8	27 01 10	2.00		BEARING KIT
10	27 01 09	2.00		BEARING KIT
12	27 01 01	6.00		GEAR ASSEMBLY-BEVEL
13	27 01 09	2.00		BEARING REAR
15	19 24 00	4.50		CARRIER/CAP ASSY
20	27 01 15	6.00		BEARING KIT
21	27 01 84	6.00		DIFFERENTIAL/KIT
22	27 01 13	6.00		CASE-DIFF,FLANGE HALF,FIN.
23	27 01 03	6.00		CASE-DIFF,PLAIN HALF,FIN

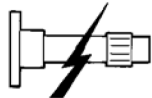


AXLE AND STEERING GROUP



				BEARING KIT OUTER
1	25 01 02	3.00		BEARING,WHEEL HUB



FRAME AND SUSPENSION GROUP

				CHASSIS-TAG AXLE
2	57 80 04	1.00		BRKT WLDMT-MOUNT,FUEL TANK
4	57 80 60	1.00		BRACKET-MOUNT,FUEL TANK
10	57 80 04	1.00		CROSSMEMBER WLDMT, STEP&BATT
12	57 80 04	1.00		CROSSMEMBER WLDMT, UREA TANK
15	59 02 56	0.25		FOAM-HOOD,FRONT

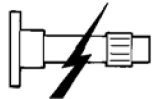


FUEL SYSTEM GROUP



				LINES GROUP-FUEL, STD
4	22 07 42	0.50		STRAINER-INLINE,0.50,100 MESH
13	22 20 54	0.50		HOSE-FUEL, BULK 12.7 ID BIO [BULK: 627 FT]

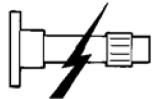




HYDRAULIC GROUP

				HYDAC HYDRAULIC FILTER, 90
1	22 21 03	0.25		O-RING KIT
2	22 01 17	0.50		FILTER ELEMENT
REF	19 26 84	0.00		HYDRAULIC FLUSHING PROCEDURE (AS REQUIRED)
REF	22 08 13	2.00		HYDRAULIC PRESSURE TESTING

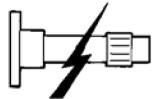




HYDRAULIC GROUP

				CYLINDER INSTALL- STEERING
1	17 04 11	1.00		BOOT CYLINDER
3	37 08 72	0.25		TUBING 0.25 OD NYLON BLACK [BULK: 45 FT]
5	22 20 77	0.25		CONN STR 0.25TUBE X0.12NPTA/L
6	22 20 77	0.25		ADPTR-STR,.25-28NFM X.12NPTF
7	17 01 43	0.25		FITTING LUB.1/8-27NPTFX0.66
10	17 04 00	1.50		CYL ASM-STEERING,LH
REF	19 26 84	0.00		HYDRAULIC FLUSHING PROCEDURE (AS REQUIRED)
REF	22 08 13	2.00		HYDRAULIC PRESSURE TESTING

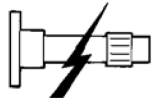


HYDRAULIC GROUP



				STANDARD STEERING
1	17 01 04	1.50		STEERING ORBITROL INSTL
2	22 04 62	1.00		HOSE ASM,-4X111 ORFS45/ORFS90
REF	19 26 84	0.00		HYDRAULIC FLUSHING PROCEDURE (AS REQUIRED)
REF	22 08 13	2.00		HYDRAULIC PRESSURE TESTING

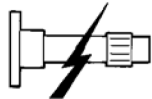




HYDRAULIC GROUP

				INSTALL-ASSISTED STEERING UNIT
7	60 31 56	2.50		SASA II SENSOR
15	22 25 30	1.50		PVFC LOAD SENSE VALVE
17	17 01 04	1.50		ORBITROL,OSPQ 125/250 LS EH40
REF	19 26 84	0.00		HYDRAULIC FLUSHING PROCEDURE (AS REQUIRED)
REF	22 08 13	2.00		HYDRAULIC PRESSURE TESTING



HYDRAULIC GROUP

				HOSE-INSTALL
1	22 04 62	1.00		HOSE ASM,-4X105 ORFS/ORFS90
2	22 04 62	1.00		HOSE ASM-4X13 ORFS/ORFS90
REF	19 26 84	0.00		HYDRAULIC FLUSHING PROCEDURE (AS REQUIRED)
REF	22 08 13	2.00		HYDRAULIC PRESSURE TESTING

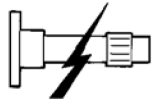




AIR SYSTEM GROUP

				VALVE ASSEMBLY-BRAKE,RELAY,R14
1	26 05 52	0.50		VALVE RELAY R-14
3	22 20 76	0.25		ELBOW -4MP90 X -6MJ

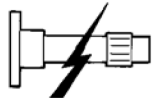




AIR SYSTEM GROUP

				TANK ASSEMBLY-RESERVOIR,LH,TUV
1	29 03 41	1.25		RESERVOIR-AIR,HOMOCATION,21L
8	26 03 44	0.25		DRAIN VALVE
9	43 05 10	0.33		THRUST RING M-22
10	26 05 53	0.33		O RING M-22

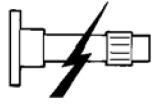




AIR SYSTEM GROUP

				HOSE KIT-AIR SYSTEM, DOMESTIC, 2012
3	26 05 41	0.50		HOSE ASM -8X55.00 FJS/FJS90
4	26 05 41	0.50		HOSE ASM -4X66.00 FJS/90LFJS
5	26 05 41	0.50		HOSE ASM -8X108.5 TEFL/SS FJS
12	26 05 41	0.50		HOSE ASM -8X73.00 FJS/FJS90
13	26 05 41	0.50		HOSE ASM -4 FJ SX 35.00 R1AT

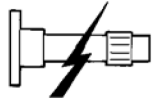




CAB GROUP

				ASSEMBLY/SPRING ISOLATER
5	28 06 18	3.50		DAMPER/FORE-AFT-ISOLATER

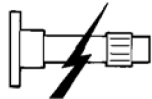




CAB GROUP

				SEAT INSTALL-BASIC, 2012
2	28 06 00	1.00		SEAT ASM-BASIC, AIR

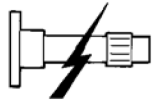




CAB GROUP

				INSTALL-RADIO,DOMESTIC
1	28 02 32	1.00		RADIO-CD
2	14 01 65	1.00		HARNESS-ROOF,MAIN
3	14 19 32	0.50		HARNESS AS.-RADIO ADAPTER

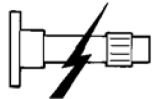


CAB GROUP



				COLUMN ASSEMBLY-STEERING
2	17 01 32	5.50		GAS STRUT KIT
3	17 01 00	2.00		BOX KIT-TILT/TELE
5	17 01 00	2.00		KIT-STEERING COLUMN, BSHG/PIN

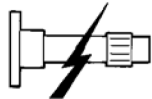




CAB GROUP

				SUSPENSION-CAB, NON ADJUSTABLE
1	28 12 43	1.00		SPRING-AIR CAB
2	28 12 42	0.50		SHOCK ABSORBER
6	28 15 01	0.50		VALVE/HEIGHT CONTROL
17	28 12 46	1.00		BUMPER
18	28 12 35	0.50		VALVE/HEIGHT CONTROL
22	28 12 40	2.50		BRACKET/CAB MOUNT
23	28 12 48	3.00		BRACKET/FRAME MOUNT
25	28 12 47	1.00		ROD/CONTROL LATERAL

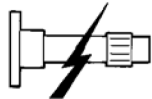




CAB GROUP

				DOOR INSTALLATION
4	28 05 58	0.75		COVER,DOOR LATCH
5	28 05 68	0.50		BALL STUD,13 DIA
7	28 11 44	0.75		STRIKER
8	28 05 69	0.25		GAS SPRING-DOOR

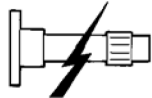


CAB GROUP



				AUDIO, 2012
2	28 02 30	0.50		SPEAKER-CONE
9	28 02 58	2.00		CABLE-ANTENNA
12	28 02 58	2.00		ANTENNA



CAB GROUP

				INTERIOR TRIM, 2012
3	28 03 02	0.50		INSULATION-COVER,REAR,LH
4	28 03 02	0.50		INSULATION-TOP,COERNER,REAR,LH
8	28 03 02	0.50		INSULATION-CAB,REAR
17	60 20 40	1.00		TRIM C-POST RH
18	28 05 83	1.00		STORAGE UNIT
19	60 20 40	1.00		TRIM C-POST LH
20	60 20 40	1.00		TRIM B-POST LH

CLICK HERE TO **DOWNLOAD** THE COMPLETE MANUAL

- Thank you very much for reading the preview of the manual.
- You can download the complete manual from: www.heydownloads.com by clicking the link below



- Please note: If there is no response to CLICKING the link, please download this PDF first and then click on it.

CLICK HERE TO **DOWNLOAD** THE COMPLETE MANUAL

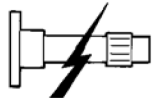




CAB GROUP

				ASSEMBLY-ARMREST,CVT,A/M
REF	28 07 49	8.00		HARN-ARMREST,SISU/CVT,TG
1	60 60 52	0.25		SWITCH-RKR,(ON)-OFF-(ON),CS-L
2	14 02 38	0.25		SWITCH-PDL,OFF-ON,W/LT,CS-L
3	14 02 38	0.25		SWITCH-PDL,ON-OFF-ON,W/LT,CS-L
22	60 40 98	0.75		CAPTEUR ANGULAIRE
23	28 06 60	1.25		SPRING-TORSION
24	28 06 56	1.25		FOURCHETTE
26	60 40 75	1.00		SWITCH
27	28 06 57	1.25		SUPPORT LEVIER
28	60 60 02	1.00		SWITCH
29	60 31 42	4.50		ENSEMBLE AUTOTRONICS
30	58 31 06	1.75		HAND ACCELERATOR
31	28 02 21	0.25		FILM-THROTTLE (INST)
32	14 02 38	0.25		SWITCH AS.-ROCKER
33	28 07 47	0.50		PAD-WRIST,CONSOLE
34	14 02 38	0.25		SWITCH-RKR,(ON)-OFF-(ON),CS-L
35	14 02 38	0.25		SWITCH-RKR,(ON)-OFF-(ON),MODE
36	14 02 38	0.25		SWITCH-RKR,(ON)-OFF-(ON),SV1/2
37	14 02 38	0.25		SWITCH-RKR,(ON)-OFF-(IN),A/B
39	28 07 42	5.50		CONSOLE-CONTROL,BOTTOM,CVT
40	28 07 36	2.50		BRKT-MAIN,ARMREST
42	60 40 75	1.00		SWITCH-LATCHING,MA,CVT,TG
44	60 20 40	1.00		CONSOLE-ASM,CONTROL,TG,CVT
45	28 02 21	0.25		DECAL-CVT CONTROL
46	60 40 77	1.50		CVT CONTROLLER-TG
51	28 02 21	0.25		DECAL-CVT MOTION CONTROL




CAB GROUP

				PANEL INSTALL-TRIM,LIQ, 2012
REF	60 40 16	1.00		HARNESS-KEYPAD,TG
3	60 01 05	0.50		KEYPAD-RUBBER,LIQ SYSTEM
4	14 01 27	0.50		LIGHTER ASM-CIGAR
10	14 04 17	0.50		PANEL ASM-GAUGE,LIQ,TG
14	28 03 03	0.50		TRIM-B POST,RH,W/KEYPAD

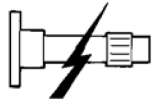




AIR CONDITIONING AND HEATING GROUP

				HVAC GROUP, 2012
3	28 12 82	0.50		FILTER-AIR,NEW CAB,RECIRC
4	28 12 82	0.50		FILTER-AIR,NEW CAB,VAPOR/DUST
5	28 06 09	0.50		LOUVER-AIR
6	45 07 12	0.25		FILTER-PARTICLE
11	15 02 01	0.25		WLDMT-HOUSING FILTER ASSY
17	28 08 07	0.75		SEAL,BULB [BULK: 250 FT]
20	28 06 09	0.50		LOUVER-HVAC
22	15 02 03	4.00		HVAC UNIT-AUTOCONTROL

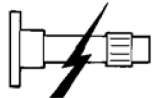




ELECTRIC GROUP

				ALARM INSTALL-REVERSE
1	14 16 52	0.50		ALARM REVERSE
4	14 16 53	0.25		HARNESS BACKUP
REF	14 01 00	1.50		ELECTRICAL DIAGNOSTICS

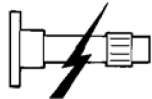




ELECTRIC GROUP

				INSTALL-ELECTRIC,TAG AXLE,CVT
2	14 02 11	0.50		MODULE-RELAY,2 PACK
4	15 00 08	1.50		HARNESS-CAB,TAG AXLE,6/830X
5	15 00 09	1.00		HARNESS-CHAS,TAG AXLE,6/830X
6	14 02 38	0.25		SWITCH-RKR, (ON)OFF(OFF), TAG
REF	14 01 00	1.50		ELECTRICAL DIAGNOSTICS

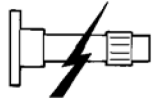




ELECTRIC GROUP

				ALARM INSTALL-REVERSE
3	14 16 52	0.50		ALARM-BACKUP, 102 DB
4	14 16 53	0.25		HARNESS-BACKUP, TG
REF	14 01 00	1.50		ELECTRICAL DIAGNOSTICS

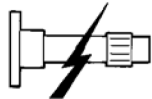




ELECTRIC GROUP

				INSTALL-HARNESS,CAB,CVT,TIV
5	14 00 01	0.25		SONALERT
42	14 02 11	0.50		MODULE-FET,4 PACK,NO
52	14 16 67	0.50		HARN-BRAKE, LT/RT,CVT
60	14 02 24	2.00		HARN-CTR CON,SISU/CVT,TIV
61	14 04 85	2.00		HARNESS-ADAPTER,CVT,TIV,MY12
REF	14 01 00	1.50		ELECTRICAL DIAGNOSTICS



ELECTRIC GROUP

				INSTALL-MASTER MODULE,DOM,CVT
4	60 34 03	1.00		INSTL-MASTER MODULE,AED
REF	14 01 00	1.50		ELECTRICAL DIAGNOSTICS

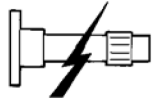


ELECTRIC GROUP



				INSTALL-HARNESS,CABLE,CHASSIS,DOM
3	60 30 01	0.50		MODULE-I/O,HIGH,CURRENT

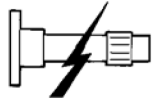




ELECTRIC GROUP

				INSTALL-HARNESS,CABLE,CHASSIS,NON
4	14 04 10	0.25		SUPPRESSOR DIODE
5	14 04 12	0.50		SWITCH MAGNETIC
11	14 16 57	0.25		JUNCTION BLOCK-STUD TYPE,BLK
12	14 16 57	0.25		JUNCTION BLOCK-STUD TYPE,RED
39	14 00 27	0.50		CABLE-PWR,TROMBETTA,SYS,TG
40	14 00 27	0.50		CABLE-PWR,STUD,BREAKER,TG
41	13 04 10	0.50		CABLE-GND,DISCONNECT,TG

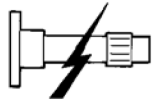

LIGHTING GROUP



				LAMP CLUSTER REAR LH
REF	14 16 78	0.25		BULB 12V 21W

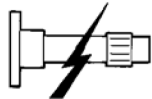


LIGHTING GROUP



				NO WORK LIGHT INSTALL-AFWORK LIGHT SUPPORT
1	14 02 79	0.50		PLUG-I/O,LOAD,SIMULATOR,680OHM

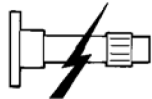




LIGHTING GROUP

				INSTALL-HID, ABOVE CAB, REAR
4	14 02 44	1.00		BRKT-WL, REAR, ABOVE CAB
5	14 01 21	0.50		LIGHT-WORK, HID
6	14 00 13	1.00		HARNESS-REAR, CAB

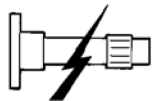




APPEARANCE GROUP

				MIRROR ASSEMBLY-LH
1	28 05 18	0.25		MIRROR-E MARKED,7.87 X 16.53
2	28 02 17	0.25		LOOP-SST,23.59X20.686 421182
3	28 02 17	0.25		BRC-VERT,SST,22.58 LG 421182
4	28 02 17	0.25		BRC-CROSS,70 IN BEND,SST 421182
5	28 02 17	0.25		BRKT-MTG,SST 87BLK 421182
6	28 05 17	0.50		BRKT-SST,82 IN BLK 421182
12	28 05 17	0.50		BRKT-MTG,STL,BLK,421182
13	28 05 17	0.50		BRKT-MTG,STL,10 IN BEND 421182

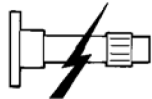




APPEARANCE GROUP

				MUD GUARD INSTALL
1	28 01 13	0.25		BAR-GUARD
2	28 01 14	0.25		MUDGUARD RWK-FRONT

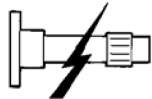




APPEARANCE GROUP

				STEP ASSEMBLY-LH
1	28 07 26	0.50		STEP-ENTRANCE,STAMPED,STEEL
2	28 10 77	0.25		PLATE-DOUBLER,STEP,FRONT
3	28 07 05	0.50		SUPPORT-STEP,LH
4	28 07 76	0.25		PLATE-FLEX,PLASTIC

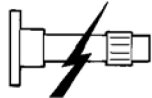




APPEARANCE GROUP

				CABINET AND STEP INSTALL
12	28 04 18	0.50		STEP ASM-RH
13	28 00 85	2.50		BOX ASM-AIR DRYER
14	28 01 14	0.25		MUD GUARD/COVER INSTL

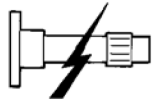


APPEARANCE GROUP



				BOX ASSEMBLY-BATTERY
14	28 10 85	1.00		BOX WLDMT -BATTERY

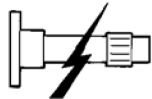




DECAL GROUP

				DECAL GROUP-FILTER,CAB,SYSTEM
1	28 02 21	0.25		DECAL-FLTR,CAB #1,SYM
2	28 02 21	0.25		DECAL-FLTR,WSHR BTL,CAB #2,SYM
3	28 02 21	0.25		DECAL-FLTR,CAB #3,SYM

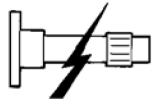




DECAL GROUP

				DECAL INSTALL-NA
7	28 02 21	0.25		READ MANUAL (NA)
13	28 02 21	0.25		DECAL-PARK BRAKE (NA)
15	28 02 21	0.25		DECAL-FUSE/RELAY,CVT
16	28 02 21	0.25		DECAL-ELEC PANEL,UPPER
17	28 02 21	0.25		DECAL-ELEC PANEL,LOWER
18	28 02 21	0.25		DECAL-ELEC HAZARD(NA)
20	28 02 21	0.25		DECAL-SEATBELT(NA)
22	28 02 21	0.25		DECAL-BREAK GLASS,EXIT

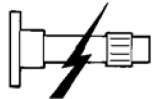




GUIDANCE GROUP

				RADAR INSTALL
1	28 00 88	2.00		BRACKET-CABINET
9	60 20 02	1.00		RADAR-DJ,7.5FT
11	60 20 04	1.00		SUPPORT WLDMT-RADAR MOUNT
REF	60 30 00	1.00		REPROGRAMMING

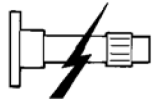




GUIDANCE GROUP

				GPS, PHOENIX 200
7	60 31 44	0.50		ANTENNA-GPS,PHOENIX 200
9	60 31 92	0.75		CABLE-GPS,PHOENIX 200

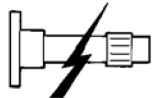




GUIDANCE GROUP

				LIGHTBAR INSTALL-RGL 600
6	60 21 10	0.50		LIGHTBAR-RGL 600
9	60 20 60	1.00		CABLE-LIGHTBAR,28 FT
REF	60 30 00	1.00		REPROGRAMMING

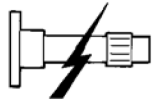




GUIDANCE GROUP

				CONSOLE INSTALL-GTA
2	60 35 15	0.50		DISPLAY-VIRTUAL TERMINAL
17	60 60 52	0.25		SWITCH-RKR,ON-ON,OTTO
18	28 02 20	1.00		DECAL-SWITCH,FLCN II
27	60 31 50	1.00		HARNESS-CONSOLE II,GTA
REF	60 30 00	1.00		REPROGRAMMING

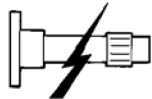




GUIDANCE GROUP

				INSTALL-ACCUBOOM,RAVEN
REF	60 35 26	0.50		NODE-CONTROL,ACCUBOOM
4	28 02 20	1.00		DECAL - GLASS
8	60 20 60	1.00		CABLE-NODE,ACCUBOOM
REF	60 30 00	1.00		REPROGRAMMING

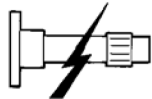




GUIDANCE GROUP

				KIT-CAB, SMARTRAX
REF	60 31 92	0.75		CABLE-PWR, SMARTRAX
REF	60 30 00	1.00		REPROGRAMMING

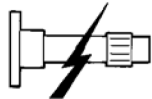




GUIDANCE GROUP

				TELEMETRY ASSEMBLY
2	60 35 58	0.50		TELEMETRY UNIT - AM50
3	60 31 44	0.50		TELEMETRY ANTENNA
REF	60 30 00	1.00		REPROGRAMMING

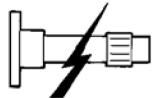




OPTIONS GROUP

				PUMP-WASHER,PRESSURE
1	34 04 08	0.50		VALVE KIT 610649
2	34 04 09	0.50		KIT-PLUNGER ORING
3	34 04 10	0.50		SEAL KIT

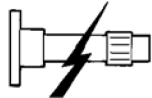




OPTIONS GROUP

				PUMP AND MOTOR ASSEMBLY- PRESSURE WASHER
1	37 08 64	0.50		VALVE STAINLESS STEEL 0.375
4	34 04 06	1.00		PUMP & MOTOR-WASHER,PRESSURE
9	22 20 77	0.25		CONNECTOR AS-STR-12STOR-8ORFS
10	22 20 76	0.25		ELBOW AS-90° 6 ORFS X 10 STOR



OPTIONS GROUP

				HYDRAULIC HOSE KIT
1	22 20 49	1.00		HOSE ASM,-12X127 ORFS/ORFS90
2	22 20 49	1.00		HOSE ASM,-8X119 ORFS/ORFS90
3	22 20 49	1.00		HOSE ASM,-12X34 ORFS/ORFS45
4	22 20 49	1.00		HOSE ASM,-12X31 ORFS/ORFS90
5	22 20 49	1.00		HOSE ASM,-8X31 ORFS/ORFS45
6	22 20 49	1.00		HOSE ASM,-8X36 ORFS/ORFS45



FAILURE CODE INDEX

CODE	DESCRIPTION	PAGES
14 01 29	DOME LIGHT ASSY	11-14
14 01 31	SWITCH-A/C,HIGH PRESSURE	10-1, 10-2
14 01 31	SWITCH FREON PRESSURE (514632)	10-1, 10-2
14 01 32	SOLENOID	1-3
14 01 35	HARNNESS-GAUGE,PRESSURE	9-39
14 01 36	REFLECTOR-YELLOW,2.0X9.0	13-5, 13-14, 15-2
14 01 36	REFLECTOR AMBER	13-5, 13-14, 15-2
14 01 38	BELTPULLEY	1-2
14 01 60	BULB FRONT #1156 TURN SIGNAL	12-2
14 01 63	SIGN SLOW MOVING VEHICLE	15-2
14 01 65	HARNNESS-ROOF,MAIN	9-11, 11-14, 12-6
14 01 72	HARNNESS-TCU,CVT,TIV,TG	11-23
14 01 92	SWITCH DOOR 8103	9-27, 11-3, 11-14
14 01 92	POWER OUTLET R/B6664223	9-27, 11-3, 11-14
14 02 00	CONTROL PANEL-CVT	9-25
14 02 01	IGNITION SWITCH	9-25
14 02 06	RELAY-TROMBETTA,200A	11-25
14 02 10	SWITCH-RKR,OFF-ON,HAZ,CS-L,RED	11-14
14 02 11	MODULE-RELAY,2 PACK	11-1, 11-7, 11-8, 11-9, 11-17, 11-19, 11-23, 11-25
14 02 11	MODULE-RELAY,4 PACK,NO	11-1, 11-7, 11-8, 11-9, 11-17, 11-19, 11-23, 11-25
14 02 11	MODULE-SAUER,12PIN,MC012-010	11-1, 11-7, 11-8, 11-9, 11-17, 11-19, 11-23, 11-25
14 02 11	MODULE INSTL-I/O,RELAY,TILT	11-1, 11-7, 11-8, 11-9, 11-17, 11-19, 11-23, 11-25
14 02 11	MODULE-FET,4 PACK,NO	11-1, 11-7, 11-8, 11-9, 11-17, 11-19, 11-23, 11-25
14 02 11	MODULE-FLASHER,DUAL RATE	11-1, 11-7, 11-8, 11-9, 11-17, 11-19, 11-23, 11-25
14 02 17	LENS/AMBER-522715	12-5
14 02 23	SWITCH-RKR,OFF-ON,WRK LT,CS-L	11-14
14 02 23	SWITCH-RKR,OFF-ON,BCN,CS-L	11-14
14 02 24	HARN-CTR CON,SISU/CVT,TIV	11-17
14 02 38	SWITCH-RKR,(ON)-OFF-(ON),MODE	9-40, 9-41, 9-42, 11-7, 11-14
14 02 38	SWITCH-RKR,(ON)-OFF-(ON),CS-L	9-40, 9-41, 9-42, 11-7, 11-14
14 02 38	SWITCH-RKR,ON-ON,LTS,CS-L	9-40, 9-41, 9-42, 11-7, 11-14
14 02 38	SWITCH-RKR,(ON)-OFF-(ON),SV1/2	9-40, 9-41, 9-42, 11-7, 11-14
14 02 38	SWITCH-RKR,(ON)-OFF-(IN),A/B	9-40, 9-41, 9-42, 11-7, 11-14
14 02 38	SWITCH-PDL,OFF-ON,W/LT,CS-L	9-40, 9-41, 9-42, 11-7, 11-14
14 02 38	SWITCH AS.-ROCKER	9-40, 9-41, 9-42, 11-7, 11-14
14 02 38	SWITCH-RKR, (ON)OFF(ON), TAG	9-40, 9-41, 9-42, 11-7, 11-14
14 02 38	SWITCH-PDL,ON-OFF-ON,W/LT,CS-L	9-40, 9-41, 9-42, 11-7, 11-14
14 02 44	SUPPORT WLDMT-HEADLIGHT,RH	12-1, 12-14, 13-3
14 02 44	BRKT-WL,REAR,ABOVE CAB	12-1, 12-14, 13-3
14 02 44	BRACKET-TAILLIGHT,INSIDE,SS	12-1, 12-14, 13-3
14 02 64	RELAY-ELEC,12VDC,75AMP	11-20
14 02 69	CABLE, MINI 0,5M	17-9
14 02 69	CABLE, MAIN 2,5M	17-9
14 02 79	PLUG-I/O,LOAD,SIMULATOR,680OHM	12-9
14 02 85	CYLINDER BLK HTR 230V	17-9
14 02 92	HEADLIGHT-HALOGEN,WRAPPING,RH	12-10
14 02 92	HEADLIGHT-HALOGEN,WRAPPING,LH	12-10
14 03 06	SWITCH-MICRO,SPDT ROLLER	9-22
14 03 06	SENSOR-CLUTCH,CVT,TG	9-22
14 04 10	SUPPRESSOR DIODE	11-28, 11-32
14 04 12	SWITCH MAGNETIC	11-28, 11-32



FAILURE CODE INDEX

CODE	DESCRIPTION	PAGES
28 02 20	DECAL-HOOD,TG7/8300,LEFT,REAR	15-4, 16-16, 16-21
28 02 20	DECAL-SWITCH,FLCN II	15-4, 16-16, 16-21
28 02 20	DECAL - GLASS	15-4, 16-16, 16-21
28 02 20	DECAL-HOOD,TG7/8300,LEFT,FRONT	15-4, 16-16, 16-21
28 02 21	DECAL-TG8300 LEFT	2-14, 9-33, 9-40, 9-41, 9-42, 13-13, 15-1, 15-3, 15-4, 15-5, 15-6, 15-7, 15-8, 17-16
28 02 21	DECAL-TERMINAL,BATTERY	2-14, 9-33, 9-40, 9-41, 9-42, 13-13, 15-1, 15-3, 15-4, 15-5, 15-6, 15-7, 15-8, 17-16
28 02 21	DECAL-TIEDOWN	2-14, 9-33, 9-40, 9-41, 9-42, 13-13, 15-1, 15-3, 15-4, 15-5, 15-6, 15-7, 15-8, 17-16
28 02 21	E3 - LOGO	2-14, 9-33, 9-40, 9-41, 9-42, 13-13, 15-1, 15-3, 15-4, 15-5, 15-6, 15-7, 15-8, 17-16
28 02 21	DECAL-ULS FUEL	2-14, 9-33, 9-40, 9-41, 9-42, 13-13, 15-1, 15-3, 15-4, 15-5, 15-6, 15-7, 15-8, 17-16
28 02 21	DECAL-STARTER BYPASS (NA)	2-14, 9-33, 9-40, 9-41, 9-42, 13-13, 15-1, 15-3, 15-4, 15-5, 15-6, 15-7, 15-8, 17-16
28 02 21	DECAL-PRESSURIZED FLUID (INT)	2-14, 9-33, 9-40, 9-41, 9-42, 13-13, 15-1, 15-3, 15-4, 15-5, 15-6, 15-7, 15-8, 17-16
28 02 21	DECAL-PARK BRAKE (NA)	2-14, 9-33, 9-40, 9-41, 9-42, 13-13, 15-1, 15-3, 15-4, 15-5, 15-6, 15-7, 15-8, 17-16
28 02 21	DECAL-SEATBELT(INT)	2-14, 9-33, 9-40, 9-41, 9-42, 13-13, 15-1, 15-3, 15-4, 15-5, 15-6, 15-7, 15-8, 17-16
28 02 21	DECAL-STARTER BYPASS (INT)	2-14, 9-33, 9-40, 9-41, 9-42, 13-13, 15-1, 15-3, 15-4, 15-5, 15-6, 15-7, 15-8, 17-16
28 02 21	DECAL-SEATBELT(NA)	2-14, 9-33, 9-40, 9-41, 9-42, 13-13, 15-1, 15-3, 15-4, 15-5, 15-6, 15-7, 15-8, 17-16
28 02 21	EMBLEM-CHALLENGER, LARGE	2-14, 9-33, 9-40, 9-41, 9-42, 13-13, 15-1, 15-3, 15-4, 15-5, 15-6, 15-7, 15-8, 17-16
28 02 21	TREAD, SAFETY 4 X 21.25	2-14, 9-33, 9-40, 9-41, 9-42, 13-13, 15-1, 15-3, 15-4, 15-5, 15-6, 15-7, 15-8, 17-16
28 02 21	TREAD, SAFETY 4 X 14	2-14, 9-33, 9-40, 9-41, 9-42, 13-13, 15-1, 15-3, 15-4, 15-5, 15-6, 15-7, 15-8, 17-16
28 02 21	WARNING - FALLING	2-14, 9-33, 9-40, 9-41, 9-42, 13-13, 15-1, 15-3, 15-4, 15-5, 15-6, 15-7, 15-8, 17-16
28 02 21	WARNING - RADAR HAZARD (NA)	2-14, 9-33, 9-40, 9-41, 9-42, 13-13, 15-1, 15-3, 15-4, 15-5, 15-6, 15-7, 15-8, 17-16
28 02 21	WARNING - RADAR HAZARD (INT)	2-14, 9-33, 9-40, 9-41, 9-42, 13-13, 15-1, 15-3, 15-4, 15-5, 15-6, 15-7, 15-8, 17-16
28 02 21	TREAD, SAFETY 4 IN X 24 IN	2-14, 9-33, 9-40, 9-41, 9-42, 13-13, 15-1, 15-3, 15-4, 15-5, 15-6, 15-7, 15-8, 17-16
28 02 21	FILM-THROTTLE (INST)	2-14, 9-33, 9-40, 9-41, 9-42, 13-13, 15-1, 15-3, 15-4, 15-5, 15-6, 15-7, 15-8, 17-16
28 02 21	FILM-BATTERY (INST)	2-14, 9-33, 9-40, 9-41, 9-42, 13-13, 15-1, 15-3, 15-4, 15-5, 15-6, 15-7, 15-8, 17-16
28 02 21	MARKING PLATE	2-14, 9-33, 9-40, 9-41, 9-42, 13-13, 15-1, 15-3, 15-4, 15-5, 15-6, 15-7, 15-8, 17-16
28 02 21	READ MANUAL (NA)	2-14, 9-33, 9-40, 9-41, 9-42, 13-13, 15-1, 15-3, 15-4, 15-5, 15-6, 15-7, 15-8, 17-16
28 02 21	READ MANUAL (INT)	2-14, 9-33, 9-40, 9-41, 9-42, 13-13, 15-1, 15-3, 15-4, 15-5, 15-6, 15-7, 15-8, 17-16
28 02 21	DECAL-CVT MOTION CONTROL	2-14, 9-33, 9-40, 9-41, 9-42, 13-13, 15-1, 15-3, 15-4, 15-5, 15-6, 15-7, 15-8, 17-16
28 02 21	DECAL-CVT CONTROL	2-14, 9-33, 9-40, 9-41, 9-42, 13-13, 15-1, 15-3, 15-4, 15-5, 15-6, 15-7, 15-8, 17-16
28 02 21	DECAL-DIESEL, S15	2-14, 9-33, 9-40, 9-41, 9-42, 13-13, 15-1, 15-3, 15-4, 15-5, 15-6, 15-7, 15-8, 17-16
28 02 21	DECAL-ELEC HAZARD(NA)	2-14, 9-33, 9-40, 9-41, 9-42, 13-13, 15-1, 15-3, 15-4, 15-5, 15-6, 15-7, 15-8, 17-16
28 02 21	DECAL-ELEC HAZARD(INT)	2-14, 9-33, 9-40, 9-41, 9-42, 13-13, 15-1, 15-3, 15-4, 15-5, 15-6, 15-7, 15-8, 17-16

CLICK HERE TO **DOWNLOAD** THE COMPLETE MANUAL

- Thank you very much for reading the preview of the manual.
- You can download the complete manual from: www.heydownloads.com by clicking the link below



- Please note: If there is no response to CLICKING the link, please download this PDF first and then click on it.

CLICK HERE TO **DOWNLOAD** THE COMPLETE MANUAL