

PARTS CATALOGUE

XT660R '2004 (5VK1) EUROPE

XT660R '2004 (5VK3) ENGLAND



1C5VK-300E1

CLICK HERE TO **DOWNLOAD** THE COMPLETE MANUAL

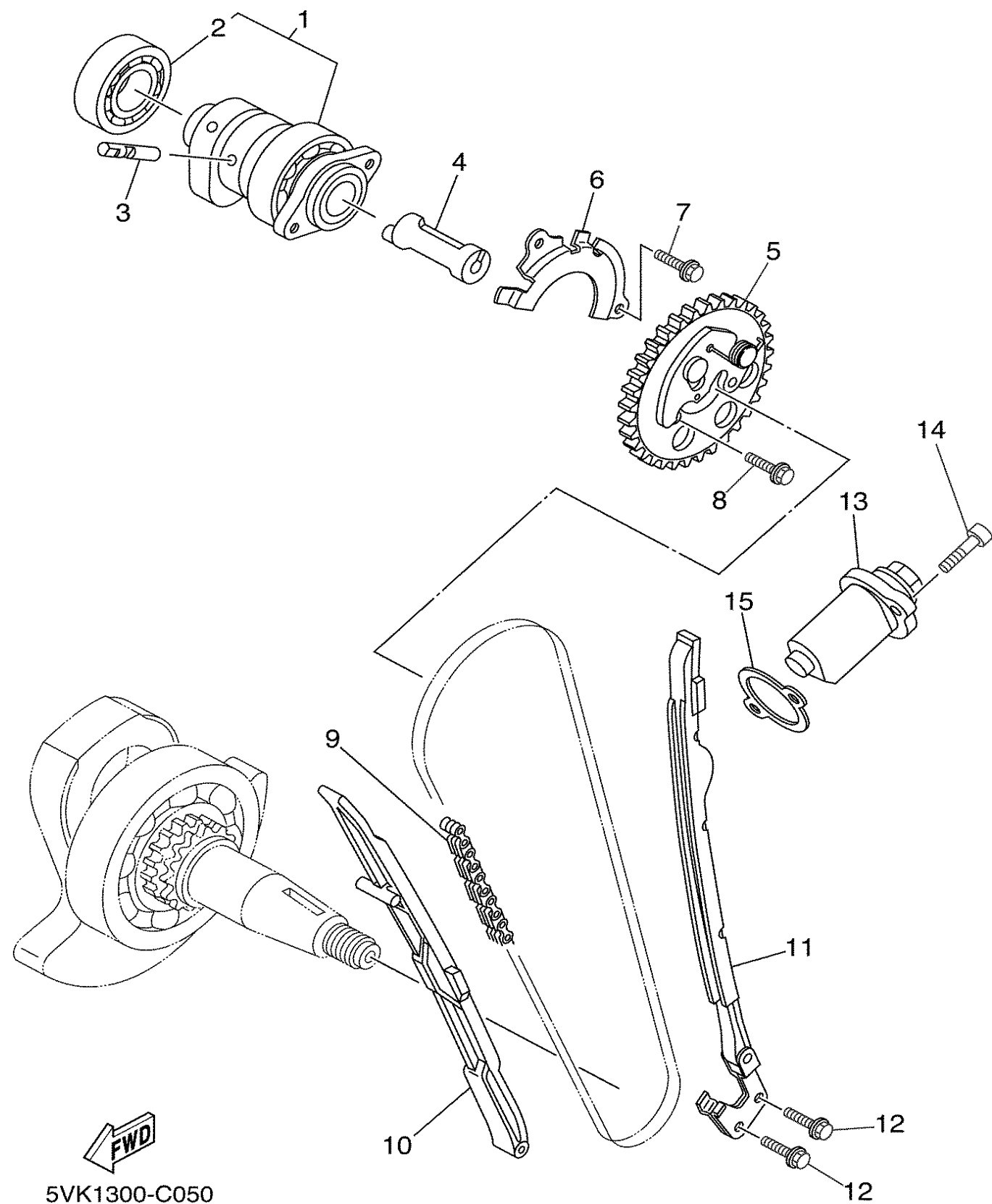
- Thank you very much for reading the preview of the manual.
- You can download the complete manual from: www.heydownloads.com by clicking the link below



- Please note: If there is no response to CLICKING the link, please download this PDF first and then click on it.

CLICK HERE TO **DOWNLOAD** THE COMPLETE MANUAL

FIG. 5 CAMSHAFT & CHAIN



REF. NO.	PART NO.	DESCRIPTION	FRA	DEU	ZAF	OTH	GBR	REMARKS
1	5VK-E2170-00	CAMSHAFT ASSY 1	1	1	1	1	1	
2	93306-072Y1	.BEARING	1	1	1	1	1	
3	5VK-12284-00	PIN, DECOMPRESSION LEVER	1	1	1	1	1	
4	5VK-12290-00	LEVER, DECOMPRESSION SPRING	1	1	1	1	1	
5	5VK-12280-00	DECOMPRESSION ASSY	1	1	1	1	1	
6	5VK-1111F-00	PLATE	1	1	1	1	1	
7	95027-06012	BOLT, FLANGE	2	2	2	2	2	
8	90105-07004	BOLT, FLANGE	2	2	2	2	2	
9	94591-57126	CHAIN	1	1	1	1	1	
10	5VK-12231-00	GUIDE, STOPPER 1	1	1	1	1	1	
11	5VK-12241-00	GUIDE, STOPPER 2	1	1	1	1	1	
12	90119-06X05	BOLT, WITH WASHER	2	2	2	2	2	
13	3TB-12210-00	TENSIONER ASSY, CAM CHAIN	1	1	1	1	1	
14	91317-06025	BOLT	2	2	2	2	2	
15	4DW-12213-00	GASKET, TENSIONER CASE	1	1	1	1	1	

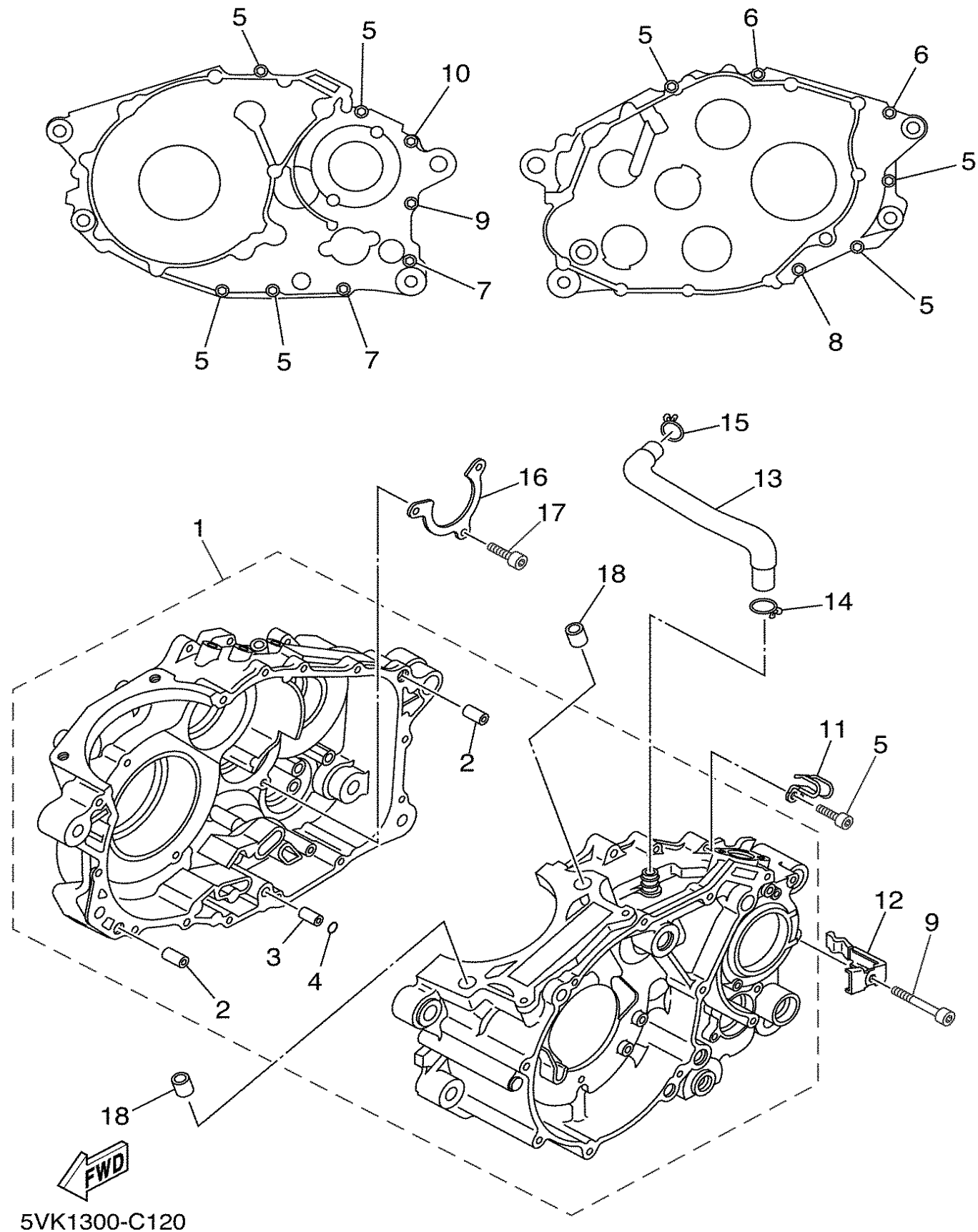
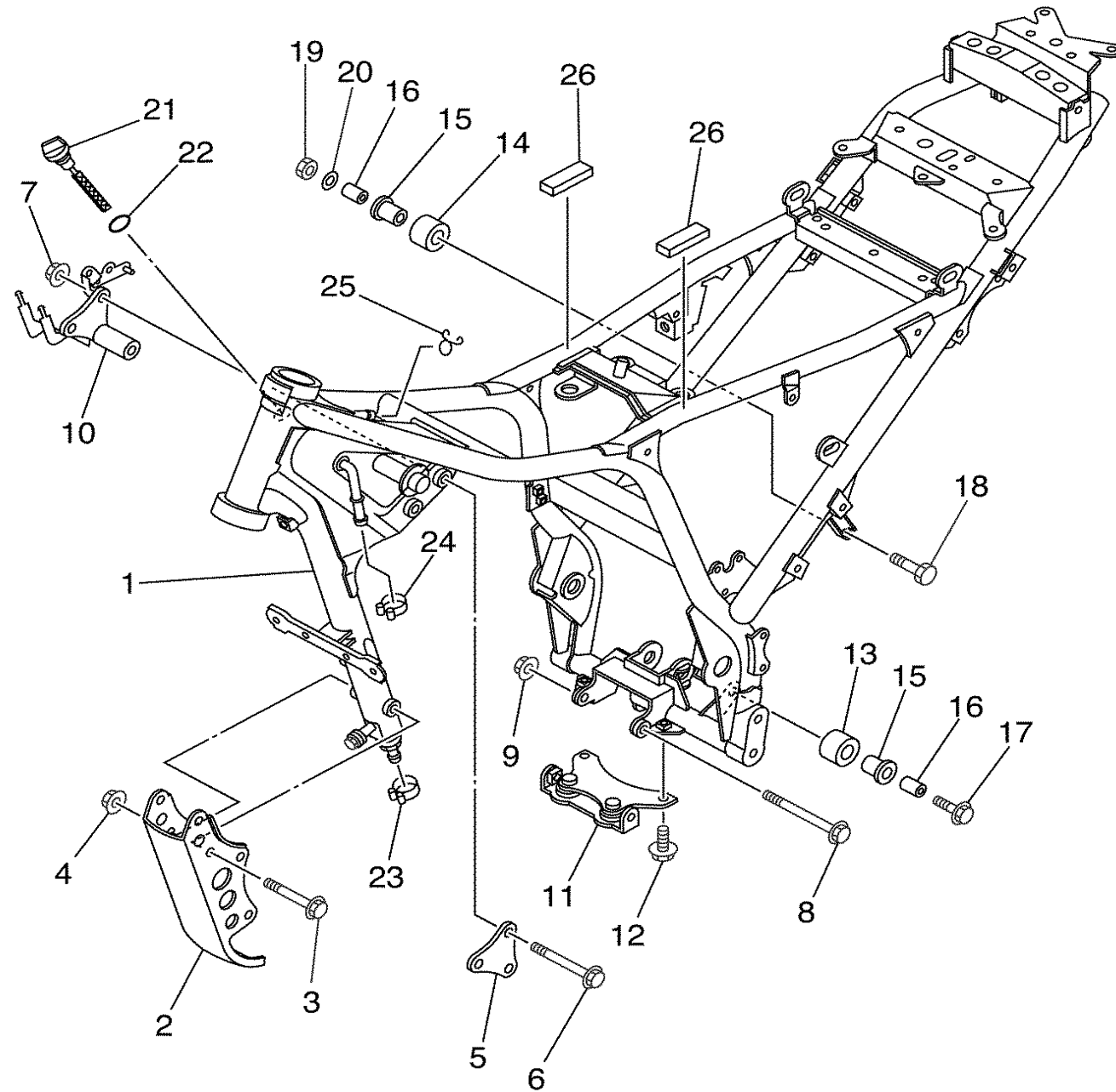


FIG. 12 CRANKCASE

REF. NO.	PART NO.	DESCRIPTION	FRA	DEU	ZAF	OTH	GBR	REMARKS
1	5VK-E5100-00	CRANKCASE ASSY	1	1	1	1	1	
2	99530-12016	.PIN, DOWEL	2	2	2	2	2	
3	91808-16X00	.PIN, DOWEL	1	1	1	1	1	
4	93210-07X01	.O-RING	1	1	1	1	1	
5	91317-06030	BOLT	7	7	7	7	7	
6	91317-06045	BOLT	2	2	2	2	2	
7	91317-06055	BOLT	2	2	2	2	2	
8	91317-06060	BOLT	1	1	1	1	1	
9	91317-06080	BOLT	1	1	1	1	1	
10	91317-06090	BOLT	1	1	1	1	1	
11	90462-06012	CLAMP	1	1	1	1	1	
12	90465-12013	CLAMP	1	1	1	1	1	
13	5VK-11166-00	PIPE, BREATHER 1	1	1	1	1	1	
14	90467-14015	CLIP	1	1	1	1	1	
15	90467-14015	CLIP	1	1	1	1	1	
16	5VK-E5383-00	PLATE, BEARING COVER	1	1	1	1	1	
17	91317-06016	BOLT	3	3	3	3	3	
18	99530-14016	PIN, DOWEL	2	2	2	2	2	



FWD
5VK1300-C190

FIG. 19 FRAME

REF. NO.	PART NO.	DESCRIPTION	FRA	DEU	ZAF	OTH	GBR	REMARKS
1	5VK-F1110-10	FRAME COMP.	1	1	1	1	1	
2	5VK-F1316-00	STAY, ENGINE 3	1	1	1	1	1	
3	95814-10070	BOLT, FLANGE	4	4	4	4	4	
4	90179-10658	NUT	4	4	4	4	4	
5	5VK-F1315-00	STAY, ENGINE 2	1	1	1	1	1	
6	95814-10100	BOLT, FLANGE	3	3	3	3	3	
7	90179-10658	NUT	3	3	3	3	3	
8	90105-10040	BOLT, WASHER BASED	1	1	1	1	1	
9	90179-10658	NUT	1	1	1	1	1	
10	5VK-F1410-00	ENGINE BRACKET COMP.	1	1	1	1	1	
11	5VK-21445-00	STAY, MUFFLER 1	1	1	1	1	1	
12	95024-08016	BOLT, FLANGE	2	2	2	2	2	
13	30X-22178-00	TENSIONER	1	1	1	1	1	
14	10V-22178-00	TENSIONER	1	1	1	1	1	
15	10V-22184-00	BUSH	2	2	2	2	2	
16	90387-08024	COLLAR	2	2	2	2	2	
17	95827-08040	BOLT, FLANGE	1	1	1	1	1	
18	90101-08428	BOLT	1	1	1	1	1	
19	95607-08100	NUT, U	1	1	1	1	1	
20	92907-08200	WASHER	1	1	1	1	1	
21	5VK-15362-00	PLUG, OIL LEVEL	1	1	1	1	1	
22	93210-19123	O-RING	1	1	1	1	1	
23	90467-19800	CLIP	1	1	1	1	1	
24	90467-17800	CLIP	1	1	1	1	1	
25	90467-10008	CLIP	1	1	1	1	1	
26	5VK-21746-00	DAMPER	2	2	2	2	2	

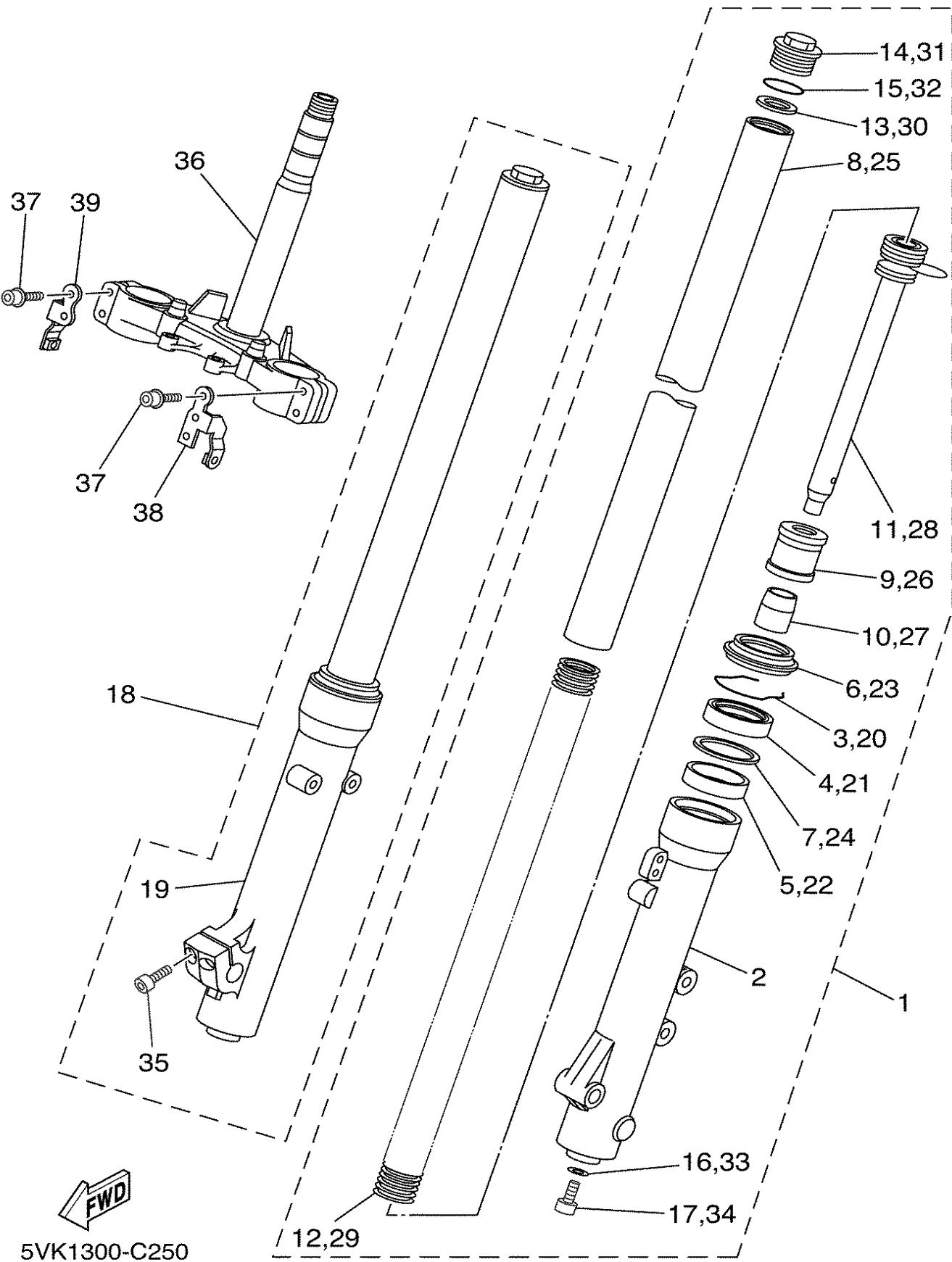
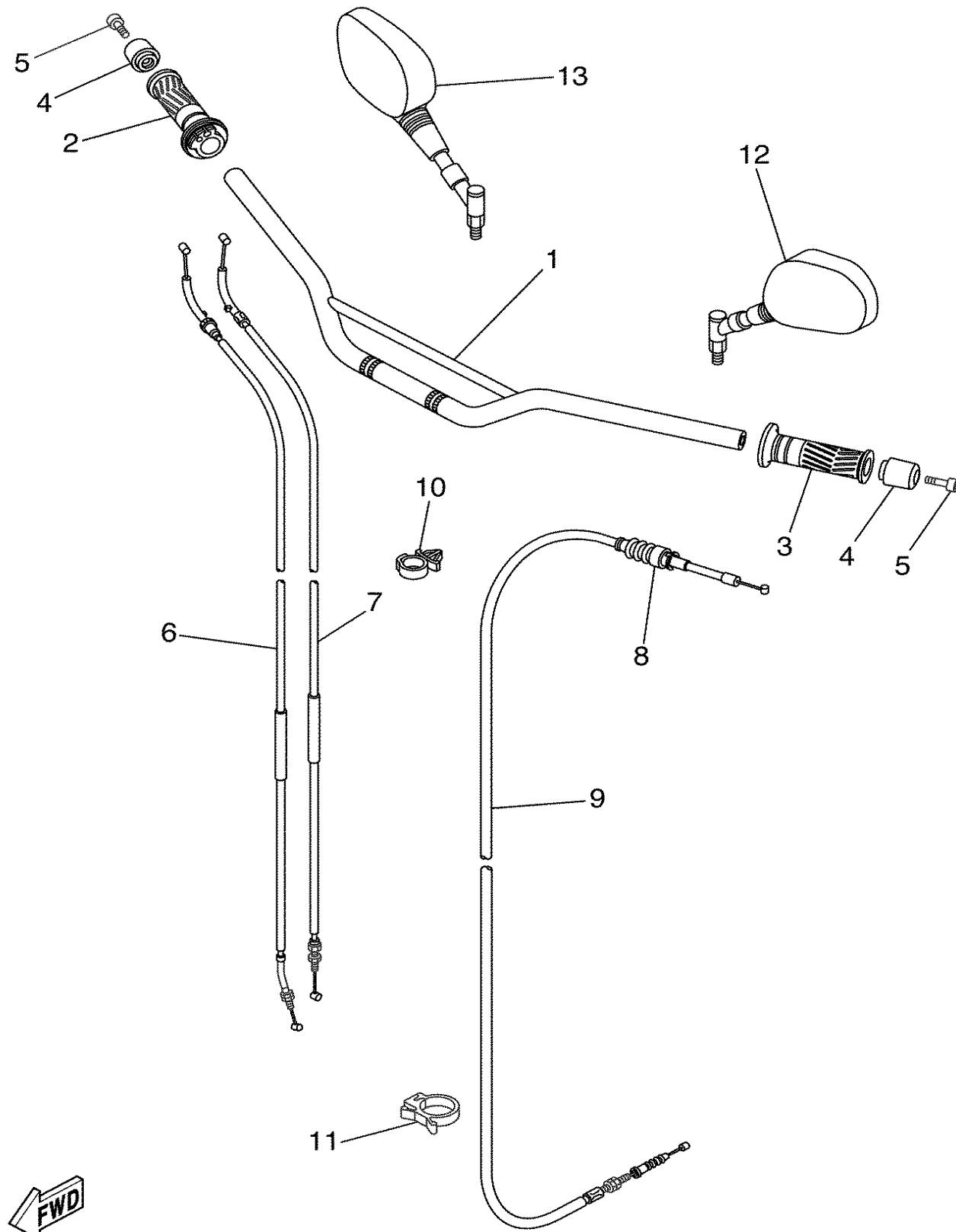


FIG. 25 FRONT FORK

REF. NO.	PART NO.	DESCRIPTION	FRA	DEU	ZAF	OTH	GBR	REMARKS
28	5VK-F3170-00	.CYLINDER COMP., FRONT FORK	1	1	1	1	1	
29	5VK-F3141-00	.SPRING, FRONT FORK	1	1	1	1	1	
30	5VK-F3149-00	.WASHER, SPRING UPPER	1	1	1	1	1	
31	5VK-F3111-00	.BOLT, CAP	1	1	1	1	1	
32	4V4-23188-L0	.O-RING	1	1	1	1	1	
33	5JH-F3158-00	.GASKET	1	1	1	1	1	
34	5VK-F3181-00	.BOLT, HEXAGON SOCKET HEAD	1	1	1	1	1	
35	4CU-F3181-00	.BOLT, HEXAGON SOCKET HEAD	2	2	2	2	2	
36	5VK-F3340-00	UNDER BRACKET COMP.	1	1	1	1	1	
37	5SE-F3394-00	BOLT, SPECIAL	4	4	4	4	4	
38	5VK-F334G-00	BRACKET 1	1	1	1	1	1	
39	5VK-F334H-00	BRACKET 2	1	1	1	1	1	

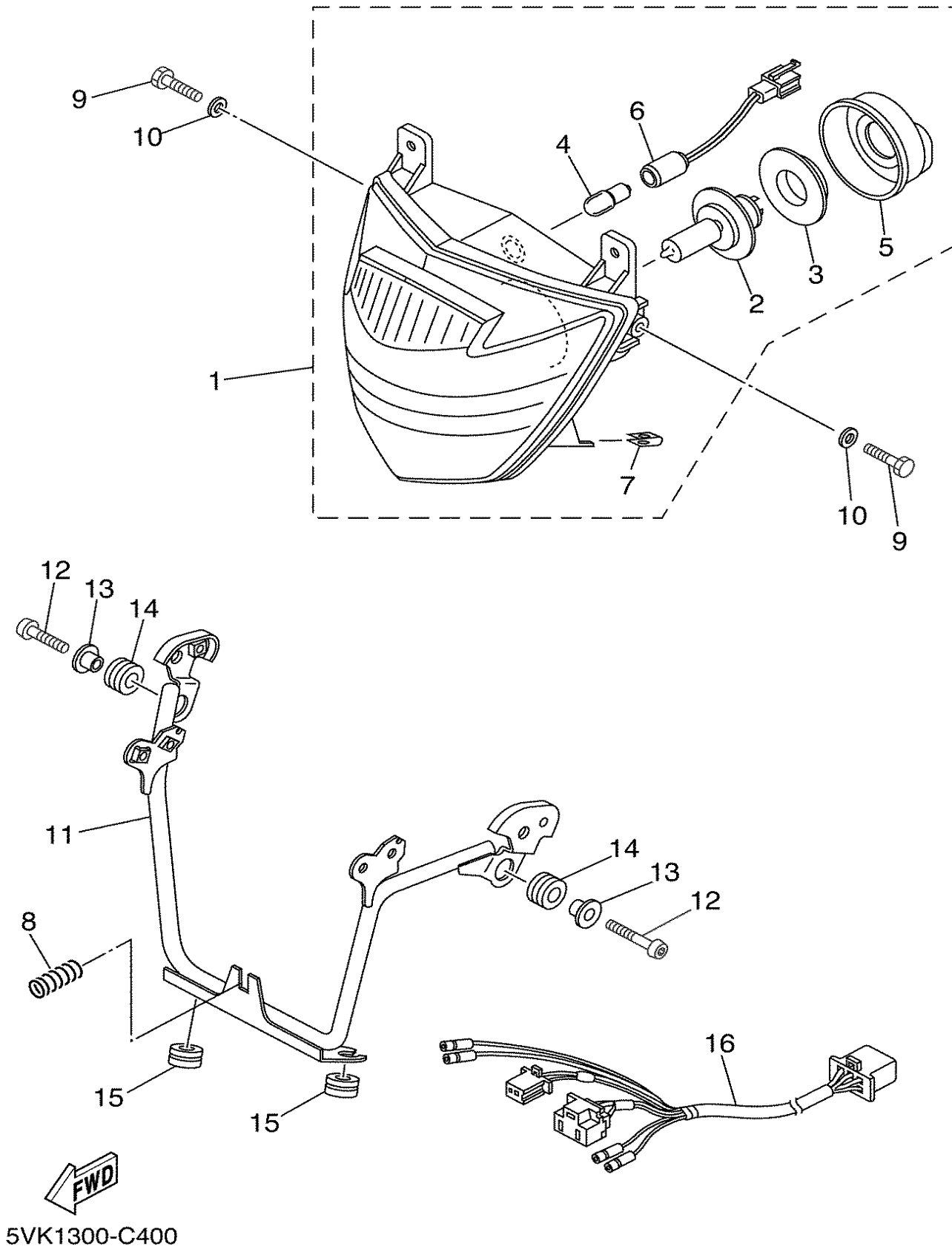
FIG. 32 STEERING HANDLE & CABLE



REF. NO.	PART NO.	DESCRIPTION	FRA	DEU	ZAF	OTH	GBR	REMARKS
1	5VK-F6110-00	HANDLE COMP.	1	1	1	1	1	
2	4YR-26240-02	GRIP ASSY	1	1	1	1	1	
3	4YR-26241-02	GRIP	1	1	1	1	1	
4	4JH-26246-00	END, GRIP	2	2	2	2	2	
5	91317-06035	BOLT	2	2	2	2	2	
6	5VK-F6311-00	CABLE, THROTTLE 1	1	1	1	1	1	
7	5VK-F6312-00	CABLE, THROTTLE 2	1	1	1	1	1	
8	1E6-26342-00	BOOT, CABLE	1	1	1	1	1	
9	5VK-F6335-00	CABLE, CLUTCH	1	1	1	1	1	
10	90464-12001	CLAMP	1	1	1	1	1	
11	90464-18004	CLAMP	1	1	1	1	1	
12	5VK-F6280-00	REAR VIEW MIRROR ASSY (LEFT)	1	1	1	1	1	
13	5VK-F6290-00	REAR VIEW MIRROR ASSY (RIGHT)	1	1	1	1	1	

 5VK1300-C320

FIG. 40 HEADLIGHT



REF. NO.	PART NO.	DESCRIPTION	FRA	DEU	ZAF	OTH	GBR	REMARKS
1	5VK-H4310-00	HEADLIGHT UNIT ASSY	1	1		1		UR
	5VK-H4310-10	HEADLIGHT UNIT ASSY			1		1	UR
2	5VK-H4314-00	.BULB, HEADLIGHT	1	1	1	1	1	H4-12V 55/60W
3	5VK-H4393-00	.HOLDER, BULB	1	1	1	1	1	
4	3WW-H4347-00	.BULB (12V-5W)	1	1	1	1	1	
5	5VK-H4397-00	.COVER, SOCKET	1	1	1	1	1	
6	5VK-H4312-00	.HOLDER, SOCKET	1	1	1	1	1	
7	90183-05808	.NUT, SPRING	2	2	2	2	2	
8	5VK-H4332-00	SPRING, SCREW	1	1	1	1	1	
9	90101-06815	BOLT	2	2	2	2	2	
10	90201-06839	WASHER, PLATE	2	2	2	2	2	
11	5VK-H4118-00	STAY, HEADLIGHT 1	1	1	1	1	1	
12	92017-06020	BOLT, BUTTON HEAD	2	2	2	2	2	
13	90387-065G0	COLLAR	2	2	2	2	2	
14	90480-15058	GROMMET	2	2	2	2	2	
15	90480-15316	GROMMET	2	2	2	2	2	
16	5VK-H4359-00	CORD, HEADLIGHT	1	1	1	1	1	

CLICK HERE TO **DOWNLOAD** THE COMPLETE MANUAL

- Thank you very much for reading the preview of the manual.
- You can download the complete manual from: www.heydownloads.com by clicking the link below



- Please note: If there is no response to CLICKING the link, please download this PDF first and then click on it.

CLICK HERE TO **DOWNLOAD** THE COMPLETE MANUAL