

汽车起重机专用底盘
(XZ25K)

零 部 件 图 册



中国徐州工程机械集团有限公司
徐州重型机械有限公司

CLICK HERE TO **DOWNLOAD** THE COMPLETE MANUAL

- Thank you very much for reading the preview of the manual.
- You can download the complete manual from: www.heydownloads.com by clicking the link below



- Please note: If there is no response to CLICKING the link, please download this PDF first and then click on it.

CLICK HERE TO **DOWNLOAD** THE COMPLETE MANUAL



XZ25K. 26 大梁线束安装 Beam Wires

序号 No	代号 Part No	名称 Name	数量 Q'ty	备注 Remark
1	XZ25K. 26. 1B	大梁线束 Beam wires	1	
2	10200162	电喇叭 Trumpet	1	
3	10410582	螺栓 M6×20 Bolt M6×20	2	
4	10440021	垫圈 6 Washer 6	2	
5	10440022	垫圈 6 Washer 6	2	
6	10430009	螺母 M6 Nut M6	2	





XZ16K. 41. 1A 脚继动阀安装 Foot Relay Valve Assembly

序号 No	图号 Part No	名称 Name	数量 Q'ty	备注 Remark
1	XZ16K. 39-5A	端直通接头体 End straight connection	3	
2	10440024	垫圈 22 Washer 22	4	
3	10100139	继动阀 Relay valve	1	
4	10430001	螺母 M8 Nut M8	1	
5	10440001	垫圈 8 Washer 8	2	
6	XZ16K. 41. 1-1	板 Plate	2	
7	XZ16K. 41. 1-2	端直通接头体 End straight connection	1	





XZ16K. 41. 6 干燥器安装 Air Dryer Assembly

序号 No	图号 Part No	名称 Name	数量 Q'ty	备注 Remark
1	XZ16K. 41. 6. 1	干燥器支架 Air dryer support	1	
2	10440010	垫圈 12 Washer 12	3	
3	10410253	螺栓 M12×1.5×25 Bolt M12×1.5×25	3	
4	10710022	干燥器 Air dryer	1	
5	XZ16K. 39-5A	接头体 Connection	1	
6	10440024	垫圈 22 Washer 22	2	
7	XZ16K. 41. 2-1A	接头体 Connection	1	
8	10440017	垫圈 12 Washer 12	1	
9	10120362	接头体 G18 Connection G18	1	

XZ25K.45IV 发动机安装 Engine Assembly					
序号 No	代号 Part No	名称 Name		数量 Q'ty	备注 Remark
26	03001123	气路支架	Bracket	1	
27	10420004	螺栓 M12×25	Bolt	2	
28	10410488	螺栓 M6×45	Bolt	2	
29	10440022	垫圈 6	Washer	2	
30	10430009	螺母 M6	Nut	2	
31	11210783	管夹	Pipe Clip	1	
32	10430001	螺母 M8	Nut	6	
33	03000194	弯带	Bent Plate	1	
34	03000195	弯板	Bent Plate	1	
35	10610067	放水开关	Drain Cock	1	浙江湄池
36	11211507	胶管∅55-120	Rubber Hose	1	
37	11210186	喉箍∅44-∅64	Clamp	7	
38	03403014	导风罩	Air Guide Cover	1	
39	11415269	中冷器	Air Cooler	1	
40	03403029	水管	Water Pipe	1	
41	03000176	前悬挂支座	Front Support	1	
42	10410006	螺栓 M16×35	Bolt	8	
43	10440002	垫圈 16	Washer	8	
44	03403020	水管	Water Pipe	1	
45	11211145	胶管∅50-120	Rubber Hose	2	
46	03000191	垫架	Cushion	1	
47	03403023	水管	Water Pipe	1	
48	10410010	螺栓 M8×25	Bolt	2	
49	03403152	弯板	Bent Plate	1	
50	03000210	垫板	Cushion	2	

CLICK HERE TO **DOWNLOAD** THE COMPLETE MANUAL

- Thank you very much for reading the preview of the manual.
- You can download the complete manual from: www.heydownloads.com by clicking the link below

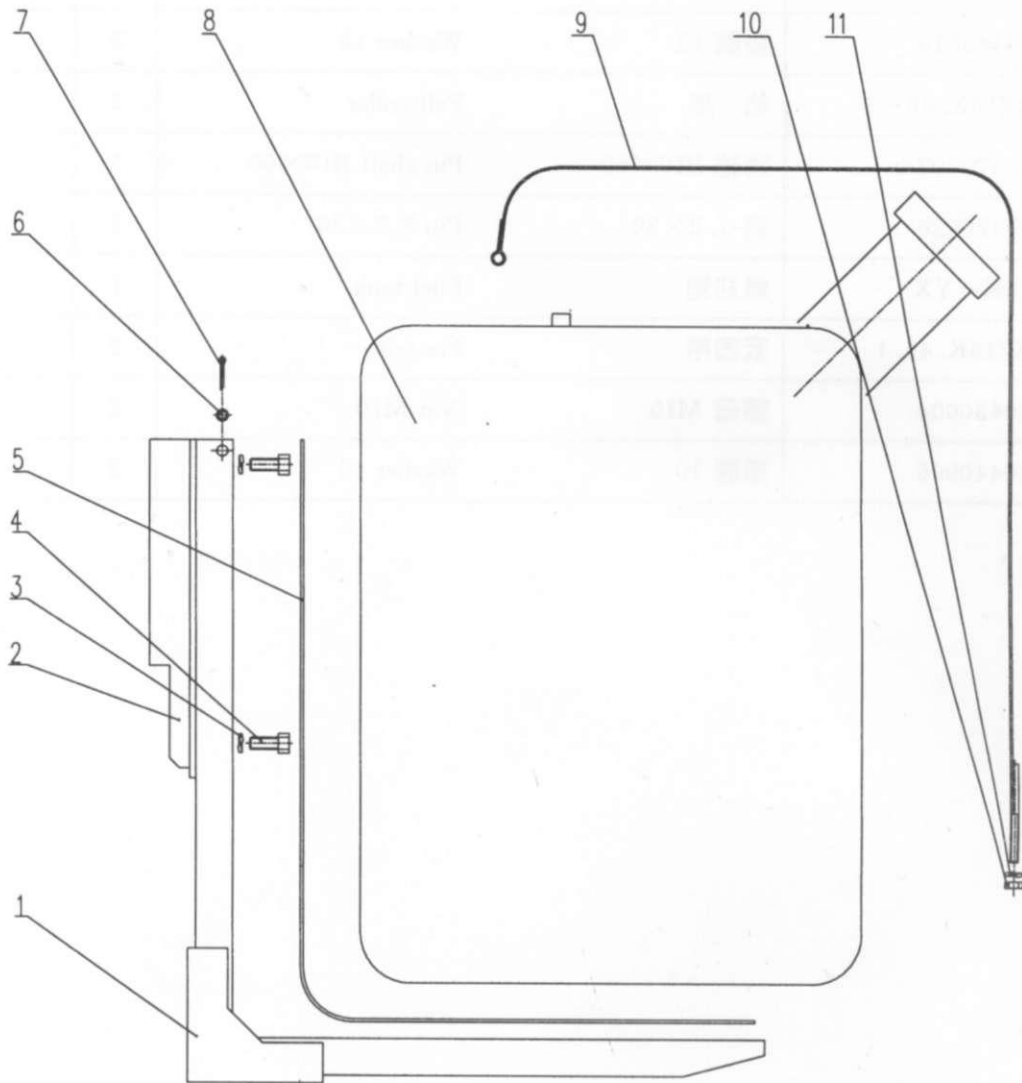


- Please note: If there is no response to CLICKING the link, please download this PDF first and then click on it.

CLICK HERE TO **DOWNLOAD** THE COMPLETE MANUAL



XZ16K.46A 燃油箱 Fuel Tank

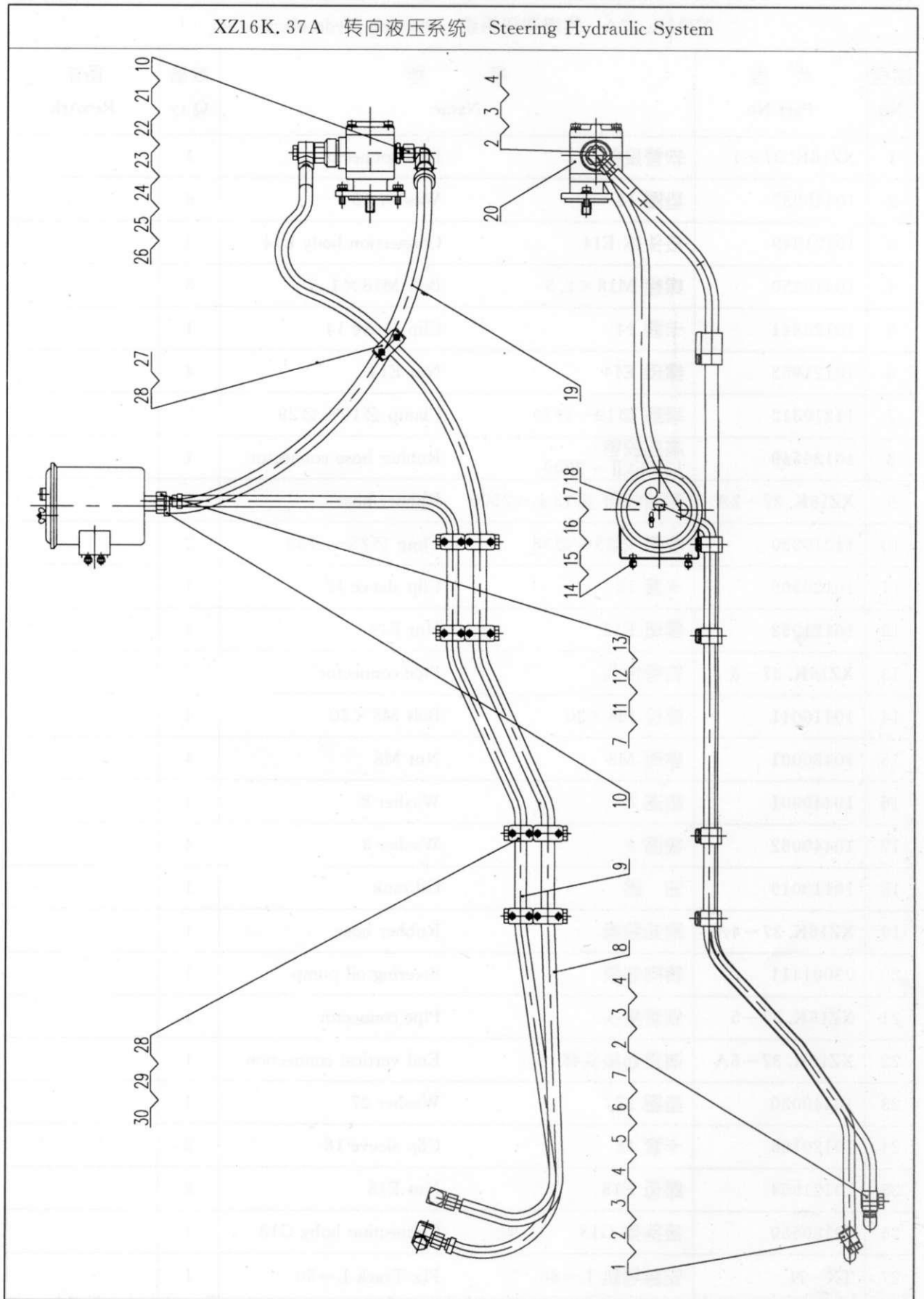




XZ25K.56 中 桥 Middle Axle				
序号 No	代 号 Part No	名 称 Name	数量 Q'ty	备注 Remark
1	XZ16K.56-1A	端直通接头体 End straight connector	2	
2	10440018	垫圈 16 Washer 16	4	
3	10120341	卡套 14 Clip-knot 14	6	
4	10121953	螺母 E14 Nut E14	6	
5	10120534	接头体 G14 Connection G14	2	
6	10124653	胶管接头 Rubber hose connector	2	
7	10440029	垫圈 10 Washer 10	3	
8	10120138	管接头 G6 Connection G6	1	
9	XZ16K.56-3A	端直通接头体 End straight connector	2	
10	18/20TMRF-C223BC	贯通驱动桥 Transfixion drive axle	1	
11	10120724	接头体 E6 Connection E6	1	
12	10410246	螺栓 M10×1 Bolt M10×1	1	

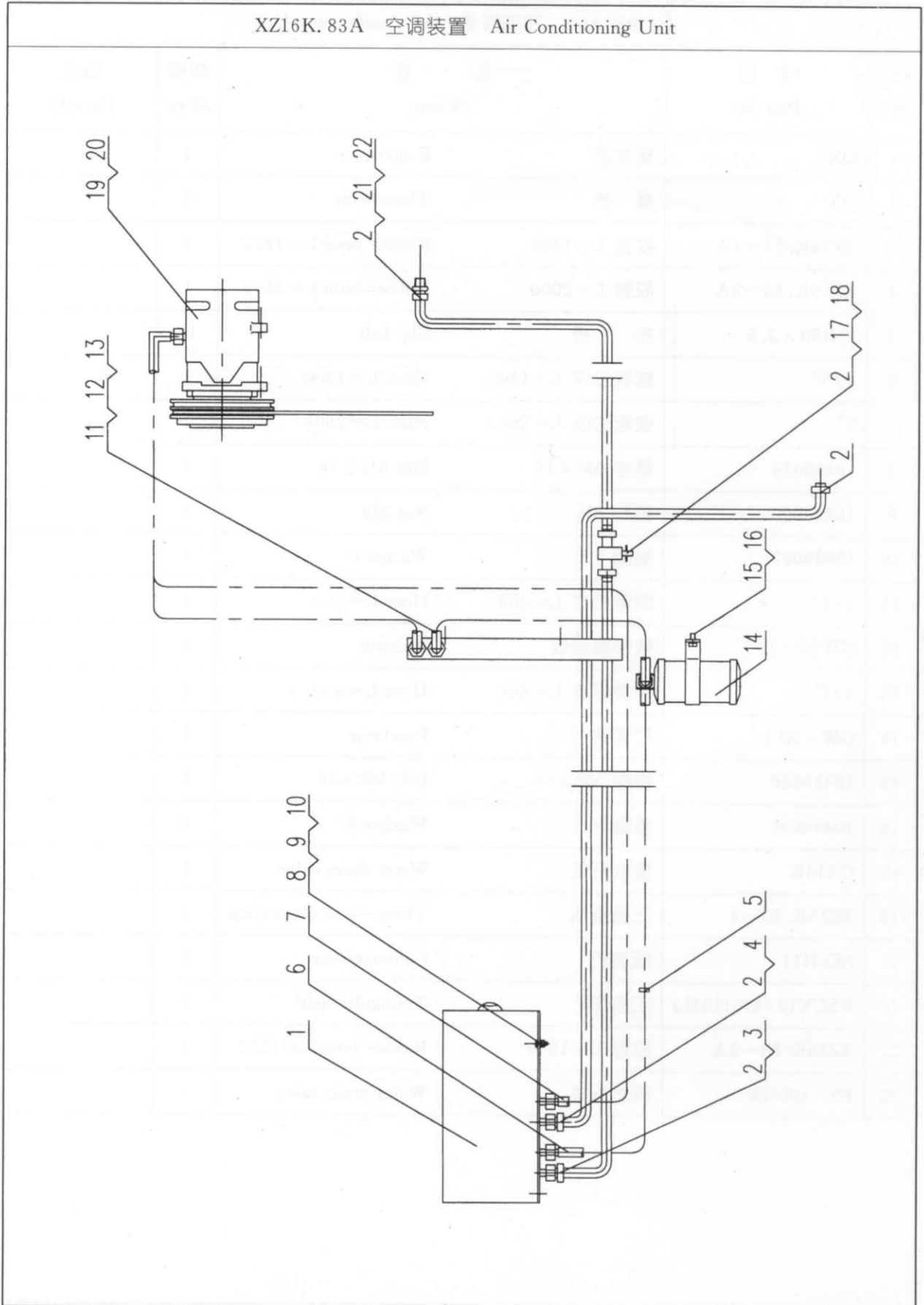


XZ16K. 37A 转向液压系统 Steering Hydraulic System





XZ16K. 83A 空调装置 Air Conditioning Unit





QY25K. 65. 3 阀至支腿配管 Pipes for vavle to outrigger					
序号 No	代号 Part No	名称 Name		数量 Q'ty	备注 Remark
26	10120652	接头体 G12	Tie-in G12	8	
27	10440018	垫圈 16	Washer 16	8	
28	QY25K. 65. 3-14	无缝管 $\varnothing 12 \times 1.5$	Seamless tube $\varnothing 12 \times 1.5$	2	
29	QY25K. 65. 3-15	无缝管 $\varnothing 12 \times 1.5$	Seamless tube $\varnothing 12 \times 1.5$	2	
30	QY25K. 65. 3-16	无缝管 $\varnothing 12 \times 1.5$	Seamless tube $\varnothing 12 \times 1.5$	2	
31	QY25K. 65. 3-17	无缝管 $\varnothing 12 \times 1.5$	Seamless tube $\varnothing 12 \times 1.5$	1	
32	QY25K. 65. 3-18	无缝管 $\varnothing 12 \times 1.5$	Seamless tube $\varnothing 12 \times 1.5$	1	
33	QY25K. 65. 3-19	无缝管 $\varnothing 12 \times 1.5$	Seamless tube $\varnothing 12 \times 1.5$	1	
34	QY25K. 65. 3-20	无缝管 $\varnothing 12 \times 1.5$	Seamless tube $\varnothing 12 \times 1.5$	1	
35	QY25K. 65. 3-21	无缝管 $\varnothing 12 \times 1.5$	Seamless tube $\varnothing 12 \times 1.5$	1	
36	QY25K. 65. 3-22	无缝管 $\varnothing 12 \times 1.5$	Seamless tube $\varnothing 12 \times 1.5$	1	
37	QY25K. 65. 3-23	无缝管 $\varnothing 12 \times 1.5$	Seamless tube $\varnothing 12 \times 1.5$	1	
38	QY25K. 65. 3-24	无缝管 $\varnothing 12 \times 1.5$	Seamless tube $\varnothing 12 \times 1.5$	1	
39	QY25K. 65. 3-25	无缝管 $\varnothing 12 \times 1.5$	Seamless tube $\varnothing 12 \times 1.5$	1	
40	QY25K. 65. 3-26	无缝管 $\varnothing 12 \times 1.5$	Seamless tube $\varnothing 12 \times 1.5$	1	

CLICK HERE TO **DOWNLOAD** THE COMPLETE MANUAL

- Thank you very much for reading the preview of the manual.
- You can download the complete manual from: www.heydownloads.com by clicking the link below



- Please note: If there is no response to CLICKING the link, please download this PDF first and then click on it.

CLICK HERE TO **DOWNLOAD** THE COMPLETE MANUAL