



# **T17 Trencher Parts Manual**

American Augers  
135 US Route 42  
West Salem, Ohio 44287  
[www.americanaugers.com](http://www.americanaugers.com)

CLICK HERE TO **DOWNLOAD** THE COMPLETE MANUAL

- Thank you very much for reading the preview of the manual.
- You can download the complete manual from: [www.heydownloads.com](http://www.heydownloads.com) by clicking the link below



- Please note: If there is no response to CLICKING the link, please download this PDF first and then click on it.

CLICK HERE TO **DOWNLOAD** THE COMPLETE MANUAL



# Digging Attachments

---

## Table of Contents

Boom Asm, Primary, 3D8 20" C/C .....	22	Boom Ext Asm, 3D8-16, 2 Ft.....	54
Primary, 8 Foot, 3D8-20 .....	24	Boom Ext Wldmt, 3D8-16, 2 Ft.....	56
Boom, Primary, 20" C/C, 8 FT .....	26	Boom Ext Asm, 3D8-16, 4 Ft.....	58
Tailwheel, 48", 3D8-20 .....	28	Boom Ext Wldmt, 3D8-16, 4 Ft.....	60
Tailwheel Assembly, 3D8, 20" C/C.....	30	Boom Ext Asm, 3D8-20, 2 Ft.....	62
Tailwheel Weldment .....	32	Boom Ext Wldmt, 3D8-20, 2 Ft.....	64
Boom Assembly, 3D8, 8 Ft .....	34	Boom Ext Asm, 3D8-20, 4 Ft.....	66
Boom, Primary, 8 Ft, 3D8 .....	36	Boom Ext Wldmt, 3D8-20, 4 Ft.....	68
Tailwheel, Asm, 48", 3D8-20 .....	38	Trencher Chains SM Cutting	
Tailwheel, Wlmt, 48", 3D8-20 .....	40	Attachments .....	70
Boom Ext Asm, 3D8-20, 4 Ft.....	42	Sprocket Kit .....	72
Boom Ext Wldmt, 3D8-20, 4 Ft .....	44	Crumbshoe - View 1 .....	74
Boom Ext Asm, 2D8-20, 2 Ft.....	46	Crumbshoe - View 2 .....	76
Boom Ext Wldmt, 2D8-20, 2 Ft .....	48	Crumbshoe Schematic .....	78
Boom Ext Asm, 2D8-20, 4 Ft.....	50	Berm Scraper Assembly .....	80
Boom Ext Wldmt, 2D8-20, 4 Ft .....	52	Roller Removal Kit .....	82

# Tailwheel Assembly, 3D8, 20" C/C

BILL OF MATERIAL: T0420000

REF NO.	PART NUMBER	QTY	DESCRIPTION	REMARKS
1	T4421014	2	TAILWHEEL D8-48" WEIGHTED	
2	74000066	1	TAILWHEEL, D8 - 48" - CENTER	
5	T7421012	2	CAP,END, TAILWHEEL	
6	48-910-12-040	2	BEARING, ROLLER - 7.09"ID	
9	8HH51563	8	SCREW,HXHD 3/4-10 X 3	
10	8HH51769	12	SCREW,CAP,HX.HD. 1 1/4-7 X 5"	
11	8HH81771	24	SCREW,CAP,HX.HD. 1-1/4-7 X 6"	
12	8HS11093	4	SEAL, SHAFT, 17.5 X 19 X .688	
14	8HS54360	2	SEAL,O-RING,VITON,-360 SIZE 90 DUR	
15	8LN51120	36	NUT,HEX LOCK 1 1/4-7 UNC2B	
16	8LW91112	8	WASHER, LOCK, NORDLOCK 3/4 ID	
17	8PP00120	1	FITTING, GREASE 1/4-18 NPT	
18	T0420002	1	SHAFT, TAILWHEEL, 20 C/C, 3D8	
19	T0421000	1	HUB, TAILWHEEL, 20 C/C, 3D8	
20	T0421006	2	SPACER, TAILWHEEL BEARING	
21	8PP70400	1	FITTING, PRESSURE RELIEF, 1/4 NPT	

NOT SHOWN:

FOOTNOTES:

NOTE:

# Tailwheel, Wlmt, 48", 3D8-20

BILL OF MATERIAL: T0570000

REF NO.	PART NUMBER	QTY	DESCRIPTION	REMARKS
13	AU111772	3	PLATE, WEAR - TOP	

NOT SHOWN:

FOOTNOTES:

NOTE:

# Boom Ext Asm, 2D8-20, 4 Ft

BILL OF MATERIAL: T0440008

REF NO.	PART NUMBER	QTY	DESCRIPTION	REMARKS
1	T0450005	1	EXTENSION,2D8-20,4FT,WLMT	
2	T4421016	2	PIN, ALIGNMENT, BOOM	
3	8SH81671	2	SCREW,CAP,SOC.HD 1-8X 5.5"	
4	8HH51771	14	SCREW,CAP,HX HD,1.25-7X4.5"	
5	8LN51120	14	NUT,HEX LOCK,COLLAR 1.25-7	

NOT SHOWN:

FOOTNOTES:

NOTE:

# Boom Ext Wldmt, 3D8-16, 4 Ft

BILL OF MATERIAL: T0450014

REF NO.	PART NUMBER	QTY	DESCRIPTION	REMARKS
10	11001215	6	PLATE, WEAR - END	
11	11001216	3	PLATE, WEAR - INNER	

NOT SHOWN:

FOOTNOTES:

NOTE:

# Trencher Chains SM Cutting Attachments

REF NO.	PART NUMBER	QTY	DESCRIPTION	REMARKS
	7053-0080	-	MANUAL,PARTS,TRENCHER,CHAINS	REFERENCE

# Berm Scraper Assembly

BILL OF MATERIAL: T0610030

REF NO.	PART NUMBER	QTY	DESCRIPTION	REMARKS
1	T0610009	2	PLATE,BACKING,ADJ,BERM SCRAPER	
2	T0610016	2	BLADE, BERM SCRAPER, 38"	
3	T0610021	2	MOUNT,PIVOT,BERM SCRAPER	
4	T0610022	2	MOUNT,PIVOT,BERM SCRAPER	
5	T0610023	1	MOUNT,BERM SCRAPER,RH	
6	T0610024	1	MOUNT,BERM SCRAPER,LH	
7	T0610025	1	BRACKET,LIFT,RH,BERM SCRAPER	
8	T0610026	1	BRACKET,LIFT,LH,BERM SCRAPER	
9	T0610031	1	ARM,RH,BERM SCRAPER,T16/17	
10	T0610032	1	ARM,LH,BERM SCRAPER,T16/17	
11	T1610012	2	PIN, SLOTTED	
12	30-1260-5106	2	RETAINER, TILT BLADE	
13	30-1605-1607	2	CHAIN,LIFT-SCRAPER (12'LONG)	
14	48-150-10-010	2	RETAINER, PIN	
15	8CF98040	4	BUSHING,PLAIN,2.50X2.00IDX1.5	
16	8FW21108	4	WASHER,FLAT,.5N,ZN.PLTD	
17	8FW21112	28	WASHER,FLAT,.75N,ZN.PLTD	
18	8FW21116	8	WASHER,FLAT,1"N,ZN.PLTD	
19	8FW21512	16	WASHER,FLAT,3/4",ZN PLTD	
20	8FW21516	4	WASHER,FLAT,1",ZN PLTD	
21	8HH51405	4	SCREW,CAP,HX.HD. .5-13X 1"ZN PLTD	
22	8HH51557	12	SCREW,CAP,HX.HD .75-10X 1.5" ZN PLTD	
23	8HH51562	8	SCREW,CAP,HX HD,.75-10X 2.75" ZN PLTD	
24	8HH51567	8	SCREW,CAP,HX.HD..75-10X 4" ZN PLTD	
25	8HH51657	8	SCREW,CAP,HX HD,1-8X 1-1/2"	
26	8HH51663	4	SCREW,CAP,HX.HD.1-8X 3" ZN PLTD	
27	8HH51675	2	SCREW,CAP,HX.HD.1-8X 8"	
28	8LN51112	16	NUT,HEX LOCK .75-10 UNC2B	
29	8LN51116	6	NUT,HEX LOCK 1"-8 UNC2B	
30	8LW91116	8	WASHER,LOCK,NORDLOCK 1"	
31	T0621009	2	DEFLECTOR,CHAIN,BERM SCRAPER	BEGINS WITH S/N 116
32	8FW22106	8	WASHER,FLAT,.375W,ZN PLTD,SAE J488	BEGINS WITH S/N 116
33	8HH51305	8	SCREW,CAP,HX.HD. .375-16X 1"	BEGINS WITH S/N 116
34	T0621010	2	SKIRT,BERM SCRAPER,T16/T17	BEGINS WITH S/N 116
35	8FW22108	20	WASHER,FLAT,.5W,ZN PLTD	BEGINS WITH S/N 116
36	8HH51410	10	SCREW,CAP,HX.HD..5-13 X 2.25 ZN PLTD	BEGINS WITH S/N 116
37	8LN51108	10	NUT,HEX LOCK .5-13 UNC2B	BEGINS WITH S/N 116

NOT SHOWN:

FOOTNOTES:

NOTE:

# Differential Output - View 1

BILL OF MATERIAL: T7130007

REF NO.	PART NUMBER	QTY	DESCRIPTION	REMARKS
10	30-1605-1228	1	DIFFERENTIAL, DROP IN UNIT	SEE NOT SHOWN
12	T4061001	1	RETAINER, YOKE DIFFERENTIAL	
18	30-1605-2152	1	YOKE, INPUT, DIFFERENTIAL	
21	65-CI-2095	1	PLUG, PIPE FLUSH 0.50"	
23	8EP63050	1	SENSOR, LIQUID TEMPERATURE	
27	8HH51559	1	SCREW, CAP, HX. HD., .75-10X 2" ZN PLTD	
29	8HH51613	36	SCREW, CAP, HX. HD., .875-9X 3" ZN PLTD	
30	8HH81771	2	SCREW, CAP, HX. HD., 1.25-7 X 6" ZN PLTD	
31	8HN51120	2	NUT, HEX, 1.25-7 UNC ZN PLTD	
32	8HS51232	1	SEAL, O RING, BUNA N, -232 SIZE 70 DUR	
33	8HS51241	1	SEAL, O-RING, BUNA N, -241 SIZE 70 DUR	
37	8LW51110	40	WASHER, LOCK, SPLIT .625"	
38	8LW51112	25	WASHER, LOCK, SPLIT .75"	
39	8LW51114	36	WASHER, LOCK, SPLIT .875"	
41	8SP10006	1	6408-6, PLUG, O RING, HEX HEAD -6SAEM	
42	AU114230	2	SPACER, FOOT - 4.5"X1.5"X1.25"	
43	AU114231	2	SPACER, FOOT - 3/8"	
44	AU114241	10	SHIM, 16 GA.	
45	8FW21110	2	WASHER, FLAT, .625N, ZN PLT	
46	8FW21114	8	WASHER, FLAT, .875N, ZN. PLTD	
47	8HH81618	4	SCREW, CAP, HX. HD. 7/8-9X 4-1/2"	
48	8HH81521	2	SCREW, CAP, HX. HD. 5/8-11X 5-1/2"	
49	8HH82507	8	SCREW, CAP, HX HD, .625-18X 1.75"	
50	8LN51114	4	NUT, HEX LOCK .875-9 UNC2B	
51	T3131003	1	BRAKE, CALIPER	SEE NOT SHOWN
52	T4131032	1	MOUNT, CALIPER, BRAKE	
53	T4131033	1	BRAKE, DISC	

NOT SHOWN:

30-1605-1416	-	SEAL, O-RING	FOR REF. NO. 10
30-1605-1427	-	PIN	FOR REF. NO. 10
30-1605-1429	-	COVER	FOR REF. NO. 10
30-1605-1430	-	SHIM	FOR REF. NO. 10
30-1605-1431	-	SEAL	FOR REF. NO. 10
30-1605-1228-42	-	SEAL, INPUT, DIFFERENTIAL	FOR REF. NO. 10
T3131003-01	-	BRAKE PADS, PINS AND CLIP SET	FOR REF. NO. 51
T3131003-02	-	SEAL KIT, BRAKE ASSEMBLY	FOR REF. NO. 51

# **Powertrain Section**

---

## **Table of Contents**

Powertrain - View 1.....	102	Battery & Tanks - Detail A .....	118
Powertrain - View 2.....	104	Battery & Tanks - Detail B .....	120
Powertrain - View 3.....	106	Battery Installation .....	122
Air Intake Assembly.....	108	Hydraulic Tank Assembly .....	124
Cooling System - View 1 .....	110	Hydraulic Tank Assembly .....	126
Cooling System - View 2 .....	112	Handrail Assembly.....	128
Engine Grille Installation .....	114	Step Assembly.....	130
Battery & Tanks - View 1 .....	116	Side Oil Cooler.....	132

# Cooling System - View 1

BEGINS WITH S/N 116

BILL OF MATERIAL: T7060003

REF NO.	PART NUMBER	QTY	DESCRIPTION	REMARKS
1	8HX30036	1	RADIATOR	SEE NOT SHOWN
8	T6061014	1	BAFFLE, BOTTOM	
11	T6061027	2	MOUNT,RADIATOR, TOP	
12	T6061068	1	BRACKET, OIL COOLER	
13	T7061012	2	BAFFLE,SIDE	
14	T7061015	2	MOUNT,RADIATOR,SIDE	
18	8FW21105	4	WASHER, FLAT, 5/16N ZN PLTD	
19	8FW21106	8	WASHER, FLAT, 3/8N ZN PLTD	
20	8FW21108	61	WASHER,FLAT,1/2N,ZN.PLTD	
21	8HH51255	4	SCREW, CAP, HXHD, 5/16-18 X 1 LG	
22	8HH51306	4	SCREW,CAP,HX,HD 3/8-16 X 1 1/4"L	
23	8HH51405	10	SCREW,CAP,HXHD 1/2-13 X 1	
25	8HH51407	4	SCREW, CAP, HXHD, 1/2-13 X 1-1/2 LG	
26	8HH51408	15	SCREW,CAP,HXHD 1/2-13 X 1-3/4	
27	8HH51410	4	SCREW, CAP, HXHD, 1/2-13 X 2-1/4 LG	
28	8HX20009	1	COOLER, OIL, -12 SAE O-RING	
29	8LN51105	4	NUT, HEX, LOCK, 5/16-18	
30	8LN51106	4	NUT,HEX LOCK 3/8-16	
31	8LN51108	27	NUT,HEX LOCK,1/2-13 UNC,GRD 8,STOVER	

**NOT SHOWN:**

8HX30036-01	-	FAN, MULTIWING	FOR REF. NO. 1
8HX30036-02	-	MOTOR, HYDRAULIC, FAN DRIVE	FOR REF. NO. 1
8HX30036-03	-	CAP, 14 PSI	FOR REF. NO. 1
70-35780	-	GROMMET, RUBBER, TOP	FOR REF. NO. 1
70-87530	-	GROMMET, RUBBER, BOTTOM	FOR REF. NO. 1
8HX30036-06	-	TUBES, V-FIN	FOR REF. NO. 1
8HX30036-07	-	SIGHT GAUGE ASSEMBLY	FOR REF. NO. 1
8HX30036-08	-	RUBBER SEAL	FOR REF. NO. 1
8HX30036-09	-	RUBBER SEAL, LOCKING GROOVE	FOR REF. NO. 1
8HX30036-10	-	TUBE, V-FIN	FOR REF. NO. 1

**FOOTNOTES:**

**NOTE:**

# Battery & Tanks - Detail B

BILL OF MATERIAL: T0050001

REF NO.	PART NUMBER	QTY	DESCRIPTION	REMARKS
2	AU117346	1	INSTALLATION, BATTERY	
19	T7051001	1	COVER, GREASE LINES	
25	8EN88108	2	LATCH, T-HANDLE, 6905 SERIES	
26	8FW21106	8	WASHER,FLAT,.375N ZN PLTD	
30	8FW31004	8	WASHER,FLAT,#10,303 STAINLESS	
33	8HH51305	8	SCREW,CAP,HX.HD. .375-16X 1"	
35	8HH51559	12	SCREW,CAP,HX.HD.,.75-10X 2" ZN PLTD	
40	8HH81408	10	SCREW,CAP,HX.HD. .5-13 X 1.75"	
43	8LN51108	10	NUT,HEX LOCK .5-13 UNC2B	
44	8LN51112	30	NUT,HEX LOCK .75-10 UNC2B	
46	8LN81103	8	NUT,NYLOK,10-32,ZN PLTD	
47	8MS32408	8	SCREW,MACHINE,SLOTTED PAN HEAD	

NOT SHOWN:

FOOTNOTES:

NOTE:

# Step Assembly

BILL OF MATERIAL: T0051023

REF NO.	PART NUMBER	QTY	DESCRIPTION	REMARKS
1	T0051024	2	SUPPORT, STEP - SIDE	
2	T4051021	1	RUNG, STEP	
3	8FW21108	8	WASHER,FLAT,.5N,ZN.PLTD	
4	8FW22109	4	WASHER,FLAT,1/2 EXTRA WIDE	
5	8HH51407	4	SCREW,CAP,HX.HD. .5-13 X 1.5 ZN PLTD	
6	8HH51408	4	SCREW,CAP,HX.HD. .5-13 X 1.75 ZN PLTD	
7	8LN51108	4	NUT,HEX LOCK .5-13 UNC2B	

NOT SHOWN:

FOOTNOTES:

NOTE:

# Main Frame - View 2

ENDS WITH S/N 121

BILL OF MATERIAL: T7030016

REF NO.	PART NUMBER	QTY	DESCRIPTION	REMARKS
5	66DD3217	2	MANIFOLD,HEADER,(2) -16 SAE,3000 PSI	
7	8EM05138	1	INCLINOMETER, DUAL AXIS	
8	8EP78239	4	TRANSDUCER,9000PSI,7/16-20SAE,HYDAC	
9	8EP78240	1	TRANSDUCER, 600PSI, 7/16-20SAE	
12	8FL20039	1	FILTER,HYD,600PSI,6 MICRON	SEE NOT SHOWN
13	8FL51011	1	FILTER,HYD,7 MICRON ABS,6KPSI	SEE NOT SHOWN
14	8FS81103	4	SCREW, COUNTERSINK, 10-32 X 3/4	
16	8FW21106	33	WASHER, FLAT, 3/8N ZN PLTD	
17	8FW21107	4	WASHER,FLAT,7/16N ZN PLTD	
18	8FW21108	30	WASHER,FLAT,1/2N,ZN.PLTD	
21	8FW31004	4	WASHER,FLAT #10	
24	8HH51267	4	SCREW,HEX HD 5/16-18 X 4	
25	8HH51303	13	SCREW,CAP,HX.HD.3/8-16 X 3/4"L	
28	8HH51315	4	SCREW,CAP HX HD 3/8-16 X 3-1/2"L	
29	8HH51353	4	SCREW,CAP,HX.HD,7/16-14X 3/4"	
32	8HH51407	4	SCREW, CAP, HXHD, 1/2-13 X 1-1/2 LG	
37	8HV00062	1	VALVE, MANIFOLD, LS, ACCESSORY	SEE NOT SHOWN
39	8HV00066	1	MANIFOLD,CIRCUIT,FAST BOOM	SEE NOT SHOWN
41	8LN51105	4	NUT, HEX, LOCK, 5/16-18	
44	8LN81103	4	NUT,NYLOK,10-32,ZN PLTD	
46	8OA20404	5	4-4-G65L, STR THREAD ADAPTER	
48	8OR79004	5	4-WJJLO-WLNL,BULKHEAD RUN TEE	
49	8QD16004	5	COUPLING,MALE,THREADED TEST PT	

NOT SHOWN:

8FL20031-1	-	ELEMENT,FILTER,6 MICRON ABS	FOR REF. NO. 12
8FL20039-01	-	SWITCH ASSY,FILTER DIFF PRESS	FOR REF. NO. 12
8FL20039-02	-	KIT,SEAL,BUNA,F/UR209 SERIES	FOR REF. NO. 12
8FL20039-04	-	O-RING,HEAD TO BOWL,3MM X 65MM	FOR REF. NO. 12
8FL51011-01	-	ELEMENT,HYD,5 MICRON ABS,6KPSI	FOR REF. NO. 13
20MP4103-32	-	O-RING, HOLDER, SEAL, #244, 90 DURO	FOR REF. NO. 13
8FL20030-01	-	O-RING (COVER-TO-HEAD)	FOR REF. NO. 13
21001458	-	VALVE, CARTRIDGE	FOR REF. NO. 39
8HV00066-01	-	PRESSURE REDUCING VALVE	FOR REF. NO. 39
8HV00062-01	-	CARTRIDGE, COUNTERBALANCE	FOR REF. NO. 37
8HV00062-02	-	VALVE, CHECK	FOR REF. NO. 37
8HV00062-03	-	CARTRIDGE, SOLENOID 4W3P	FOR REF. NO. 37
8HV00062-04	-	VALVE,PRESSURE REDUCING	FOR REF. NO. 37
8HV00062-05	-	VALVE, DIRECTIONAL 3W2P	FOR REF. NO. 37
8HV00062-06	-	COIL, 24 VDC DEUTSCH	FOR REF. NO. 37
8HV00062-07	-	SPOOL, 2 POSITION, 3 WAY	FOR REF. NO. 37
8HV00062-08	-	COIL, 24 VDC DEUTSCH	FOR REF. NO. 37
8HV00062-09	-	REGULATOR, FLOW	FOR REF. NO. 37
8HV00062-10	-	COIL,24VDC,DEUTSCH,5/8" ID	FOR REF. NO. 37
8HV00062-11	-	CARTRIDGE, RELIEF VALVE	FOR REF. NO. 37

# Main Frame - View 3

BEGINS WITH S/N 122

BILL OF MATERIAL: T7030016

REF NO.	PART NUMBER	QTY	DESCRIPTION	REMARKS
16	8FW21106	33	WASHER,FLAT,.375N ZN PLTD	
18	8FW21108	30	WASHER,FLAT,.5N,ZN.PLTD	
20	8FW22108	23	WASHER,FLAT,.5W,ZN PLTD	
26	8HH51306	8	SCREW,CAP,HX.HD. .375-16X 1.25"	
30	8HH51405	23	SCREW,CAP,HX.HD. .5-13X 1"ZN PLTD	
33	8HH51409	6	SCREW,CAP,HX.HD. .5-13 X 2" ZN PLTD	
38	8HV00069	1	VALVE,FAN DRIVE	NOT SHOWN
40	8LN51104	68	NUT,HEX LOCK .25-20 UNC2B	
43	8LN51108	8	NUT,HEX LOCK .5-13 UNC2B	
60	T7030023	1	GRILLE,ENGINE,INSTALLATION,T17	
62	T6031025	2	DOOR, MESH, SMALL	
64	T6031034	2	MOUNT, RAD BAFFLE	
66	T7030032	1	KIT,ABSORPTION,SOUND,T17 T4	
73	8PP70012	2	BREATHER, VENT, FILTER, .75NPT	
74	8FL50003	1	FILTER,HYDR,PRESSURE,INLINE	
75	8FL50003-01	1	ELEMENT,FILTER,F/8FL50003,50µm	
76	8OA01212	1	12-12-F65OL,STR THRD ADAPTER	
77	8OA31212	1	12-12-F5OLO,STR THRD CONNECTOR	
78	8HH51305	4	SCREW,CAP,HX.HD. .375-16X 1"	

NOT SHOWN:

8HV00069-01	-	CARTRIDGE, PROPORTIONAL RELIEF	FOR REF. NO. 38
8HV00069-02	-	COIL, 24VDC, DEUTSCH DT04-2P	FOR REF. NO. 38
8HV00069-03	-	CARTRIDGE, 4W2P	FOR REF. NO. 38
8HV00069-04	-	COIL, 24VDC DEUTSCH	FOR REF. NO. 38
8HV00069-05	-	CARTRIDGE 3W2P, PILOT SHIFT	FOR REF. NO. 38
8HV00069-06	-	RELIEF VALVE, FIXED	FOR REF. NO. 38
8HV00069-07	-	VALVE, CHECK, 2.5 PSI CRACK	FOR REF. NO. 38
8EV20201	-	EXTREME DUTY CAMERA	

FOOTNOTES:

NOTE:

# Covers Installation

BILL OF MATERIAL: T6040001

REF NO.	PART NUMBER	QTY	DESCRIPTION	REMARKS
1	AU116601	2	COVER	
2	AU116518	1	COVER, CHAINCASE ASM - LH	
4	AU116525	2	COVER, OUTER, CHAINCASE	
5	AU116605	2	COVER, LOWER CHAINCASE PRIMARY	
6	T7041005	2	COVER, CHAINCASE, SECONDARY	
7	AU116531	2	COVER, ACCESS, INSIDE	
8	T7041003	1	COVER, ACCESS, TOP, LH	
10	T6041004	1	GUARD, DIFFERENTIAL PUMP	
11	T0031008	2	GUARD, HOSE	
12	30-1605-2067	4	LUBE SIGHT CHECK	
13	65-CI-2086	2	PLUG, PIPE - 3/4" NPT - FLUSH	
14	8FW21110	6	WASHER, FLAT, .625N, ZN PLT	
15	8HH51405	64	SCREW, CAP, HX. HD. .5-13X 1" ZN PLTD	
16	8HH51509	6	SCREW, CAP, HX. HD. .625-11X 2" ZN PLTD	
17	8HH51657	16	SCREW, CAP, HX HD, 1-8X 1-1/2"	
18	8HH81407	140	SCREW, CAP, HX. HD. 1/2-13 X1 1/2	
19	8LN51110	6	NUT, HEX LOCK .625-11 UNC2B	
20	8LW51108	204	WASHER, LOCK, SPLIT .5"	
21	8LW51116	16	WASHER, LOCK, SPLIT 1"	
22	8PP70012	4	BREATHING, VENT, FILTER, .75NPT	SEE NOT SHOWN

**NOT SHOWN:**

	8PP70012-01	-	FILTER 3 MICRON FILTER ELEMENT	FOR REF. NO. 22
3	AU116519	1	COVER, CHAINCASE ASM - RH	
9	T7041004	1	COVER, ACCESS, TOP, RH	

**FOOTNOTES:**

**NOTE:**

# Boom Hood Assembly

BILL OF MATERIAL: T7070012

REF NO.	PART NUMBER	QTY	DESCRIPTION	REMARKS
1	T7071013	1	HOOD,BOOM,WELDMENT,T17	
2	AU114013	2	BUSHING, PIVOT HOOD	
3	T7071009	2	HOUSING,PIVOT,HOOD,BOOM,T17	
4	T7071010	2	RETAINER, HOOD - BOOM	
5	11001474	4	RETAINER, BUSHING	
6	T7071011	4	SHIM, RETAINER	
7	8EM05138	1	INCLINOMETER,DUAL AXIS,CAN	
8	8FS81103	4	SCREW,FLT HD SOC,10-32X 3/4"	
9	8FW21108	16	WASHER,FLAT,.5N,ZN.PLTD	
10	8FW31004	4	WASHER,FLAT,#10,303 STAINLESS	
11	8HH51406	16	SCREW,CAP,HX.HD..5-13 X 1.25 ZN PLTD	
12	8HH51510	24	SCREW,CAP,HX.HD. .625-11X 2.25" ZN PLTD	
13	8HH51663D	48	SCREW,CAP,HXHD,1-8UNCX3DRILLED	
14	8LN81103	4	NUT,NYLOK,10-32,ZN PLTD	
15	8LW51110	24	WASHER,LOCK,SPLIT .625"	
16	8LW91116	48	WASHER,LOCK,NORDLOCK 1"	
17	8FW21112	52	WASHER,FLAT,.75N,ZN.PLTD	
18	8HH51409	24	SCREW,CAP,HX.HD. .5-13 X 2" ZN PLTD	
19	8HH51565	24	SCREW,CAP,HX.HD..75-10X 3.5" ZN PLTD	
20	8LN51112	24	NUT,HEX LOCK .75-10 UNC2B	
21	8LW51108	24	WASHER,LOCK,SPLIT .5"	
22	T7071014	1	GUIDE,BOOM BOX,LH,T16/T17	
23	T7071015	1	GUIDE,BOOM BOX,RH,T16/T17	

NOT SHOWN:

FOOTNOTES:

NOTE:

# Cab Assembly - View 2

ENDS WITH S/N 121

BILL OF MATERIAL: T0090002

REF NO.	PART NUMBER	QTY	DESCRIPTION	REMARKS
19	AU113700	1	PIN, DETENT - QUICK RELEASE	
22	AU113705	1	CHAIN, LANYARDS - 12"	
31	8HH51406	3	SCREW,CAP,HX.HD..5-13 X 1.25 ZN PLTD	
37	8LN51108	1	NUT,HEX LOCK .5-13 UNC2B	
38	8FW21108	2	WASHER,FLAT,.5N,ZN.PLTD	

NOT SHOWN:

FOOTNOTES:

NOTE:

CLICK HERE TO **DOWNLOAD** THE COMPLETE MANUAL

- Thank you very much for reading the preview of the manual.
- You can download the complete manual from: [www.heydownloads.com](http://www.heydownloads.com) by clicking the link below



- Please note: If there is no response to CLICKING the link, please download this PDF first and then click on it.

CLICK HERE TO **DOWNLOAD** THE COMPLETE MANUAL

# Cab Assembly - View 3

BEGINS WITH S/N 122

BILL OF MATERIAL: T0090002

REF NO.	PART NUMBER	QTY	DESCRIPTION	REMARKS
4	AU113493	1	BRACKET, SUPPORT - LH	
6	AU113655	1	BRACKET, SUPPORT -LH CAB GUIDE	
7	T0091065	2	SPACER,BRACKET,CAB GUIDE	
8	AU113653	4	PAD, WEAR CAB GUIDE	
10	T0091066	2	PAD,WEAR,CAB GUIDE	
11	30-560-3048	50	CAPSCREW, BUTTON HEAD ZINC P	
20	AU113686	2	SHIM,BRACKET,CAB SLIDE	

NOT SHOWN:

FOOTNOTES:

NOTE:

# Universal Cab - View 3

ENDS WITH S/N 121

BILL OF MATERIAL: T0090003

REF NO.	PART NUMBER	QTY	DESCRIPTION	REMARKS
3	8LW91205	6	WASHER,LOCK,NORDLOCK,5/16 WIDE	
4	T4091001	1	FLOOR PAD, CAB	
5	T0091036	1	STEP, CAB, UNIVERSAL	
8	T0091015	1	RAM DOUBLE 1.5" SOCKET ARM	
9	AU120462	1	TRIM, PANEL CONTROL - 60"	
10	AU117024	1	KIT, INSULATION, CAB	
12	AU111445	-	BRACKET, EXTINGUISHER	REFERENCE
15	AU116746	1	COVER, ACCESS	
22	T0091014	2	RAM 2.5" BASE 1.5" BALL	
23	30-1260-5382	1	VALVE, BALL HYDRAULIC	
24	30-1260-5553	1	EXTINGUISHER, FIRE TYPE A,B,C	
26	30-660-5122	1	HOLDER, PARTS BOOK	
30	30-560-8005	4	CAPSCREW, BUTTON-#10-24NCX1/2"	
38	8FW21106	11	WASHER,FLAT,.375N ZN PLTD	
39	8HH51201	17	SCREW,CAP,HX.HD,.75-20X .5"	
41	8HH51255	10	SCREW,CAP,HX.HD..3125-18X 1"	
43	8HH51303	11	SCREW,CAP,HX.HD. .375-16X .75"	
44	8HH51305	4	SCREW,CAP,HX.HD. .375-16X 1"	
50	8LW51106	11	WASHER,LOCK,SPLIT .375"	
101	T0971008	-	CONSOLE, WELDMENT	

NOT SHOWN:

FOOTNOTES:

NOTE:

# Universal Cab - View 4

BEGINS WITH S/N 122

BILL OF MATERIAL: T0090003

REF NO.	PART NUMBER	QTY	DESCRIPTION	REMARKS
3	8LW91205	4	WASHER,LOCK,NORDLOCK,5/16 WIDE	
29	93000350	1	INSTALLATION, SEAT - OPERATOR	
32	8EO24126	7	GROMMET, SILICONE, 1/2 ID	
40	8HH51253	12	SCREW,CAP,HX.HD.5/16-18X 3/4"	
41	8HH51255	4	SCREW,CAP,HX.HD..3125-18X 1"	
49	8LW51105	4	WASHER,LOCK,SPLIT 5/16"	

NOT SHOWN:

FOOTNOTES:

NOTE:

# Insulation Kit

BILL OF MATERIAL: AU117024

REF NO.	PART NUMBER	QTY	DESCRIPTION	REMARKS
1	AU116712	1	INSULATION, CAB - RH	
2	AU116713	1	INSULATION, CAB - SEAT	
3	AU116722	1	INSULATION, 1"X20.13"X43.75"	
4	AU117022	1	INSULATION, 1"X7.38"X43.75"	
5	AU117023	1	INSULATION, 1"X12.25"X43.75"	
6	AU121422	1	FOAM, ACOUSTICAL - 25.62X43.75	
10	AU121426	1	FOAM, ACOUSTICAL - 7.50X36.00	
11	AU121434	1	FOAM, ACOUSTICAL - 5.37X9.87	
12	T2090001	1	FOAM, ACOUSTICAL 5.37X9.87	

NOT SHOWN:

FOOTNOTES:

NOTE:

# Conveyor Asm - Figure 1

BEGINS WITH S/N 119; EXCLUDES S/N 120

BILL OF MATERIAL: T0080004

REF NO.	PART NUMBER	QTY	DESCRIPTION	REMARKS
1	T0080005	1	FRAME,CONVEYOR,CENTER,T16	
2	T0080006	1	FRAME,CONVEYOR END,LH	
4	T0080037	1	BELT,ASM,42" X 45', C-GUIDE	
5	T0080014	2	PULLEY,DRIVE,ASSEMBLY	
6	T0080012	4	SLIDE,END,NARROW	
7	T0080011	4	SLIDE,END,WIDE	
8	T0080010	4	SLIDE, CENTER, NARROW	
9	T0080009	4	SLIDE,CENTER,WIDE	
10	T7081014	2	ASM, IDLER - 44.00"	
13	T0080022	2	GUARD,MOTOR - CONVEYER	
14	T0080023	2	RETAINER,PULLY	
15	T0081008	2	BOLT,ADJUSTMENT,MOTOR	
16	T0080018	2	BOLT, ADJUSTER	
17	8CF70030	4	BEARING,FLANGE,1.25"SOLID OIL	
18	30-1260-3012	2	SPACER, PIPE - LONG	
19	30-1603-1047	2	PIN, HINGE - 42" CONVEYOR	
20	432-2432	2	PIN - COTTER, 3/8 X 2 ZINC PLA	
21	8CP11090	2	PIN,COTTER,3/8 DIA X1-1/2"	
22	8CP40055	4	PIN,H'PIN COTTER,.17W .88-1.2 ZN PLTD	
24	8FW21106	20	WASHER,FLAT,.375N ZN PLTD	
25	8FW22108	164	WASHER,FLAT,.5W,ZN PLTD	
26	8FW22120	4	WASHER,FLAT,1 1/4W,ZN PLTD	
28	8HH51307	12	SCREW,CAP,HX HD, .375-16X 1.5"	
29	8HH51407	12	SCREW,CAP,HX.HD. .5-13 X 1.5 ZN PLTD	
30	8HH81527	2	SCREW,CAP,HX HD,5/8-11X 9"	
31	8HN85116	8	NUT,HEX,JAM,1"-8 UNC	
32	8LN51106	12	NUT,HEX LOCK .375-16 UNC2B	
33	8LN51108	120	NUT,HEX LOCK .5-13 UNC2B	
34	8LN51110	2	NUT,HEX LOCK .625-11 UNC2B	
38	8HH51405	56	SCREW,CAP,HX.HD. .5-13X 1"ZN PLTD	
39	T0080040	1	FLASHING,CONVEYOR,8"X50'	
41	T0081030	24	CLAMP,FLASHING,T16/17	
42	8HH51306	48	SCREW,CAP,HX.HD. .375-16X 1.25"	
43	8LW51106	48	WASHER,LOCK,SPLIT .375"	
44	8FS81407	108	SCREW,FLT.HD. FLT.HD.SOC .5-13X 1.5 HD	
45	T0081033	2	MOUNT,BEARING,CONVEYOR	
46	8FW21108	8	WASHER,FLAT,.5N,ZN.PLTD	
47	T0081036	4	MOUNT,FLASHING,LH	
48	T0081037	4	MOUNT,FLASHING,RH	

NOT SHOWN:

3 T0080007 1 FRAME,CONVEYOR END,RH

FOOTNOTES:

NOTE:

# Hydraulic Schematic - 1

REF NO.	PART NUMBER	QTY	DESCRIPTION	REMARKS
1	8PH60088	1	PUMP,PISTON,DANFOSS,90 SERIES	
2	8PH60089	1	PUMP,PISTON,DANFOSS,90 SERIES	
3	8PH60090	1	PUMP,PISTON,DANFOSS,90 SERIES	
4	8PH60087	1	PUMP,PISTON,DANFOSS,H1P SERIES	
6	8FL20039	1	FILTER,HYD,600PSI,6 MICRON	
7	8HM60090	2	MOTOR, 250CC, 2 SPEED, REXROTH	
8	AU116613	2	MOTOR, SLOW SPEED/HIGH TORQUE	
9	8HX30036	1	COOLER, RAD, CAC	
10	66DD3217	2	MANIFOLD,HEADER,180DEG,4OUTLET	
11	8HM60031-72	2	RELIEF,MOTOR CASE DRAIN,8 BAR, 116PSI	

NOT SHOWN:

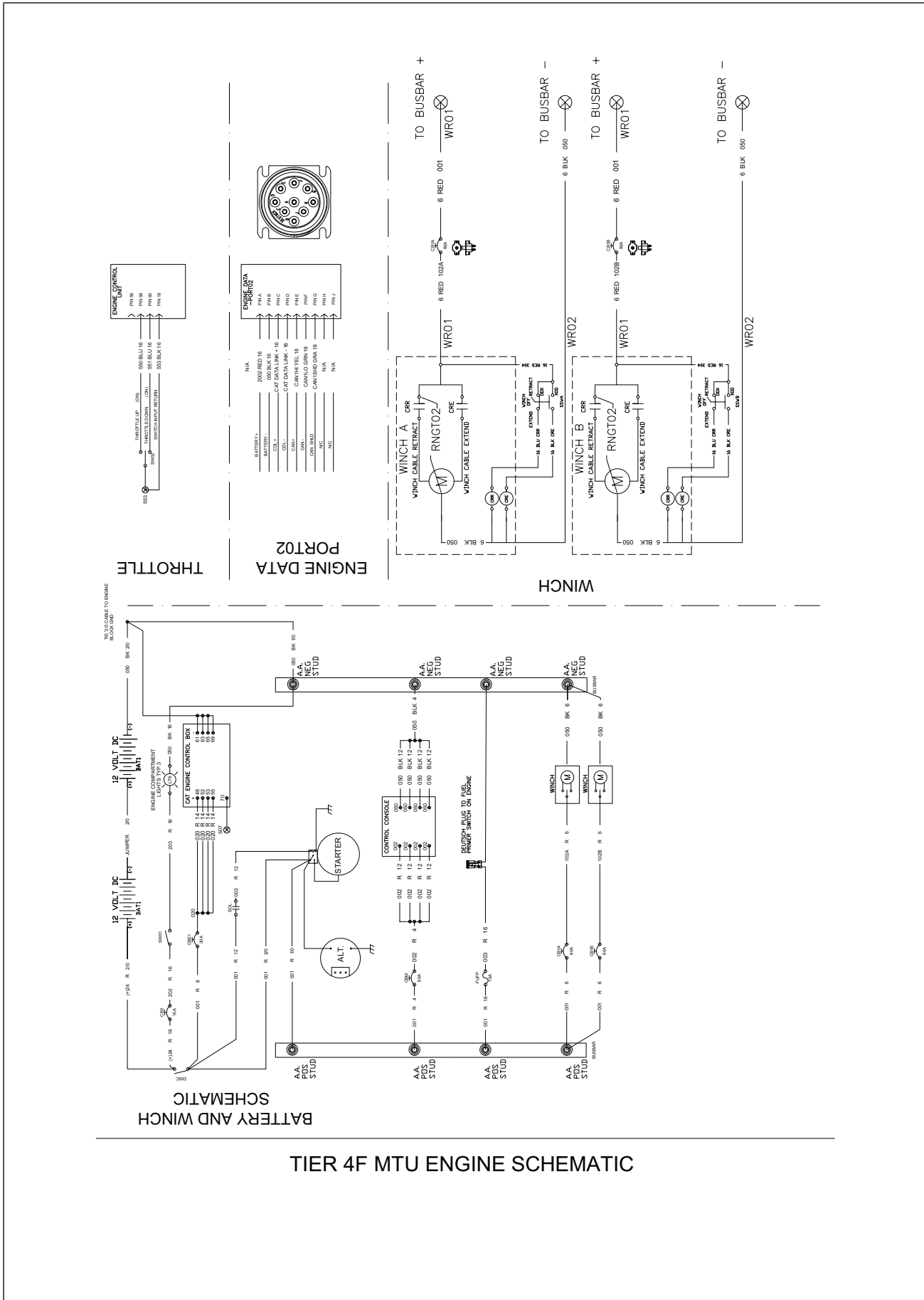
FOOTNOTES:

NOTE:



# Electrical Schematic S/N 115

BILL OF MATERIAL: 17TC9501



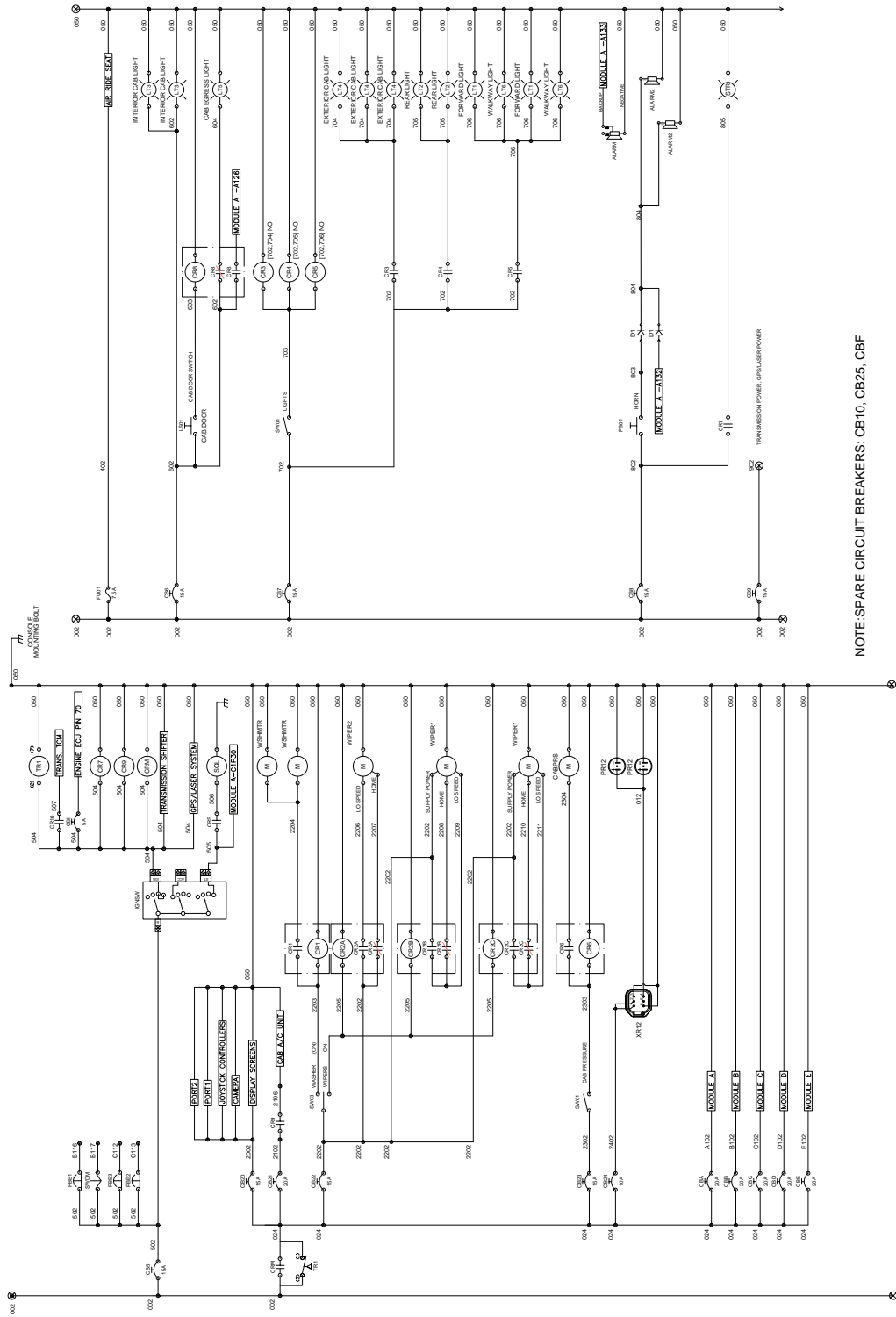
# Console Controls S/N 116, 117

BILL OF MATERIAL: 17TC9711

REF NO.	PART NUMBER	QTY	DESCRIPTION	REMARKS
	8EA23250-01	1	ANTENNA, GSM/GSP, SCREW MOUNT	ANT
	8EA23023-50	1	ADDRESS KEY, IQAN 0	ADD01
	8EC61031	1	PLUG, 2 SOCKET, DEUTSCH DT	ADD01
	8EC61031-1	1	SECONDARY LOCK FOR 8EC61031	ADD01
	8EC62031	1	RECEPTACLE, 2 PIN, DEUTSCH DT	ADD01
	8EC62031-1	1	SECONDARY LOCK FOR 8EC62031	ADD01
	8EC69007	2	PIN CONTACT 16-18AWG, DEUTSCH	ADD01
	8EP29262	1	BUZZER,12-30VDC,80dB,CONTINOUS	BUZZ
	30-1260-8056	1	BREAKER, CIRCUIT 10 AMP	CB10
	30-1260-8057	9	BREAKER, CIRCUIT, 15 AMP	CB15
	30-1260-8058	8	BREAKER, CIRCUIT 20 AMP	CB20
	8EA23251-02	1	CORDSET, 12PIN, 2M, SHIELDED	CBL1
	T0971008	1	CONSOLE,WLMT,CAB,PHASE 2	CONSOL
	8EP48270	14	RELAY MODULE FOR MINI BOSCH	CR_
	8EP48282	14	RELAY,FORM-C,DIODE,24V,20A	CR_
	8EP48270-1	70	TERMINAL FOR EP48270 (5 PER)	CR_
	30-1608-1014	1	SOLENOID, RELAY	CRM
	8EP51101	2	DIODE,400V,1AMP	D1
	8EA23023	1	DISPLAY,TOUCHSCREEN,7",4 CANs	DISP01
	8EA23023-1	1	MOUNTING BRACKET FOR 8EA23023	DISP01
	8EC61052	1	PLUG-FEM,12 SOCKET,DEUTSCH,GRY	DISP05
	8EC61052-1	1	WEDGELOCK FOR 8EC61052	DISP05
	8NG92203	1	POWERVIEW ENGINE DISPLAY	DISP05
	8EC69011	6	SOC.CONTACT,16-18 AWG, DEUTSCH	DISP05
	6EI01000	1	HARNESS, ELECTRICAL	HARN01
	8EP92005	10	HOLE PLUG;1/2",PLASTIC,BLACK	HS05
	AU103815	1	TORO-SWITCH-IGNITION	IGNSW
	8EP47626	1	JOYSTICK,SP.CTR.CL.,JC1600,212	JST01
	8EP47633	1	JOYSTICK, CONVEYOR, ADD 208	JST02
	8EP47628	1	JOYSTICK,FRICT.,JC1600,211HX	JST03
	8EP47629-L	1	JOYSTICK,FCT.CL.LK,JC1600,209H	JST04L
	8EP47629-R	1	JOYSTICK,FCT.CL.LK,JC1600,210H	JST04R
	6EC61035	5	PLUG ASSY./ 6 SOCKET	JSTPLG
	8EA23004	1	GATEWAY,CAN-BUS, FOR SAUER +1	MISC
	8EA23004-B	1	CABLE,CAN-BUS,W/DEUTSCH 9PIN	MISC
	8ET03990	1	SCREW-DRIVER FOR TERMINALS	MISC
	8ET03990-1	1	SCREW-DRIVER FOR TERMINALS	MISC
	T0991010	1	DECAL;UPPER CONSOLE; T16,T17	OVRLY1
	T0991007	1	DECAL,LOWER LEFT CONSOLE	OVRLY2
	T0991008	1	DECAL,LOWER RT. CONSOLE	OVRLY3
	30-1608-1005	1	BUTTON, PUSH	PB01
	30-1410-1065	1	BUTTON, PUSH JOG	PB02
	8EO45006	1	PUSH-PULL; 1N.O./1N.C.	PBE1
	8EO90306	1	CONTACT BLOCK, 2 N.O.	PBE1
	8EO90307	1	CONTACT BLOCK, 2 N.C..	PBE1
	6EC61033-1	2	PLUG ASSY./3-SOC.-J1939 BLUE	PG3F
	6EC62033-1	1	RECEPT.ASSY./3-PIN-J1939 BLUE	PG3M
	6EC61023	2	PLUG-FEM, 50 SOCKET,W 48"LEADS	PG50F
	8EC69013	1	PIN CONTACT, 20 AWG, DEUTSCH	PLUG12
	8EC62052-1	1	WEDGELOCK FOR 8EC62052	PLUG12
	8EC62052	10	RECEPT-MALE, 12 PIN, DEUTSCH	PLUG12
	8EC69118	6	SEALING PLUG, 20-AWG, DEUTSCH	PLUG12
	22000242	1	LANYARD	PORT01
	8NG20016-5-1	1	DIAGNOSTIC PORT, TMC-9 PIN	PORT01

# Electrical Schematic S/N 116, 117

BILL OF MATERIAL: 17TC9501



## SCHEMATIC

NOTE: SPARE CIRCUIT BREAKERS: CB10, CB25, CBF

# Electrical Schematic S/N 116, 117

BILL OF MATERIAL: 17TC9501

## 70 PIN CAT ENGINE ECU J1 CONNECTOR

- 50 CAN A +
- 34 CAN A -
- 42 CAN A SHLD
- 8 CDL +
- 9 CDL -
- 48 BATTERY +
- 52 BATTERY +
- 53 BATTERY +
- 55 BATTERY +
- 61 BATTERY -
- 63 BATTERY -
- 65 BATTERY -
- 69 BATTERY -
- 70 IGNITION KEY SWITCH
- 28 SHUTDOWN LAMP
- 29 WARNING/DERATE
- 64 AIR INLET RESTRICT SWITCH
- 46 OK TO ELEVATE IDLE SWITCH
- 18 SWITCH INPUT RETURN
- 4 SENSOR SUPPLY 8V
- 66 PWM THROTTLE SENSOR INPUT #1
- 5 DIGITAL SENSOR RETURN
- 41 THROTTLE POSITION SWITCH
- 56 THROTTLE POSITION SWITCH
- 58 THROTTLE POSITION SWITCH
- 60 THROTTLE POSITION SWITCH
- 12 ETHER START AID SOLENOID
- 49 COOLANT LEVEL SWITCH
- 17 AIR INLET TEMPERATURE SENSOR
- 3 ANALOG SENSOR RETURN

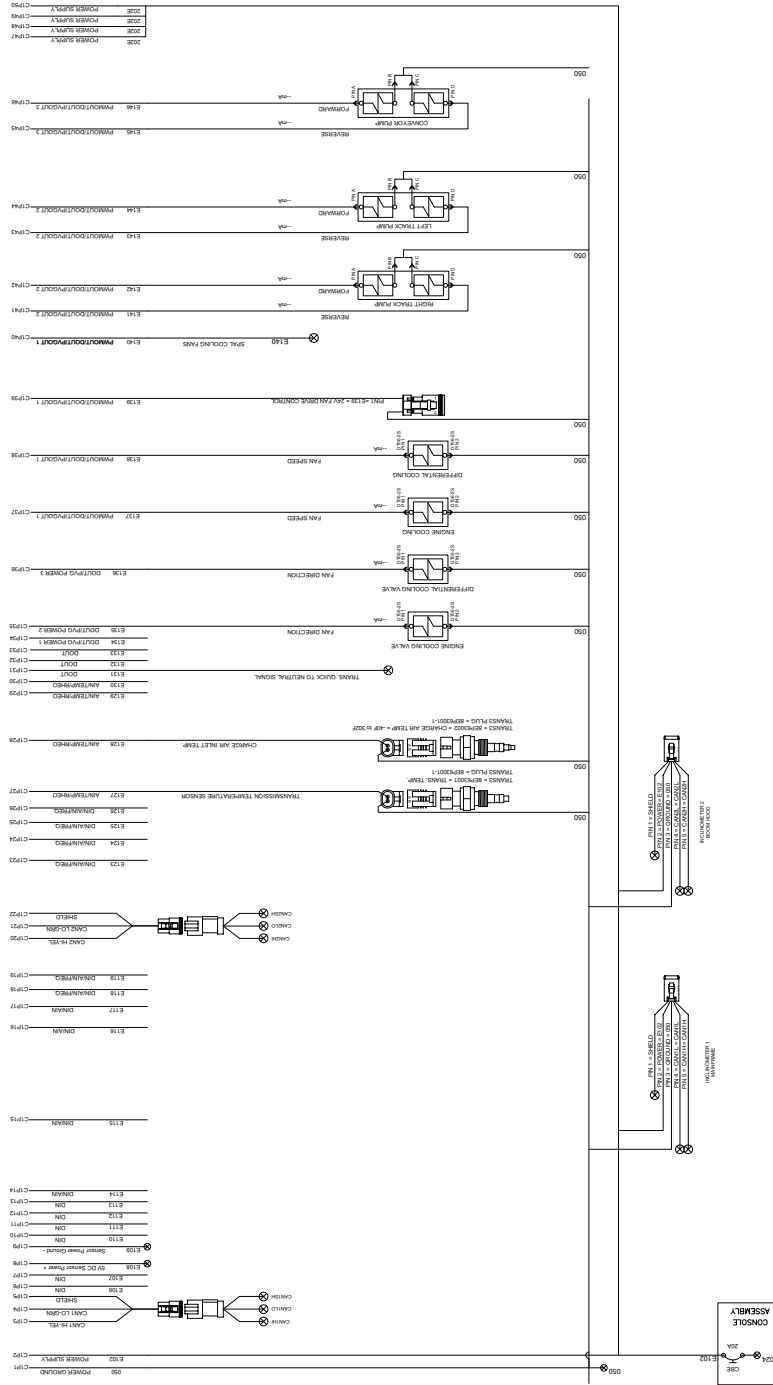
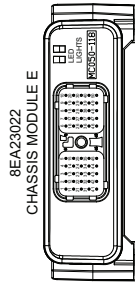
---

CONTROLLER 'A' - CONSOLE



# Electrical Schematic S/N 118, 119

BILL OF MATERIAL: 17TC9501



## CONTROLLER 'E' - CHASSIS

# Chassis Controls S/N 120, 121

BILL OF MATERIAL: 17TC9731

REF NO.	PART NUMBER	QTY	DESCRIPTION	REMARKS
	7EC51107	25	CABLE,WELD,2/0,ExCELENE ONLY	BATT (USE 25')
	8EP02206	2	BATT.TERMINAL,STRAIGHT,POS,1/0	BATT
	8EP02207	2	BATT.TERMINAL,STRAIGHT,NEG,1/0	BATT
	8ET20009	4	LUG,1/0,CRIMP,COPPER, .5"HOLE	BATT
	8ET90173	2	INSULATOR,BAT-TERM,RED,2/0-UP	BATT
	8ET90174	2	INSULATOR,BAT-TERM,BLK,2/0-UP	BATT
	AU111034	2	BOX, JUNCTIONTYPE 12 SC	BOXWS
	8ET01011	2	BUS BAR W/COVER,4POST,500A,50V	BUSBAR
	8EV20200	1	MONITOR AND EXTREME CAM KIT	CAM
	8EV20201	2	EXTREME DUTY CAMERA	CAM
	8EV20202	1	SUPER WIDE ANGLE CAMERA	CAM
	8EV20204	1	CABLE, CAMERA, AV/POWER 10m	CAM
	8EC70520-CL	2	CAP;12mm,MALE,.75"LOOP	CAP
	8NG31000-42	2	CIRCUIT BREAKER,60A	CB1_
	8EB02010	1	BREAKER,CIRCUIT,10 AMP	CB2
	8EB02010	4	BREAKER,CIRCUIT,10 AMP	CBE_
	7EC23110	40	CABLE,TYPE SDN,16/2	CBL02 (USE 40')
	7EC23110	40	CABLE,TYPE SDN,16/2	CBL02 (USE 40')
	7EC23111	20	CABLE,TYPE SDN,16/3	CBL03 (USE 20')
	8NG31000-42	1	CIRCUIT BREAKER,60A	CBM
	8EP19007	4	CORD GRIP, .625 .750 .75 HUB	CG2
	T0971007-01	2	DECAL, WINCH CONTROL,	DECAL
	8EP02900-2	1	LOCKOUT,BATTERY DISCONNECT	DISC
	8EP02901	1	SWITCH,DISC.,BATTERY,1000 AMP	DISC
	8ET90193	2	INSULATOR,3/8"STUD,RED,1/0-2/0	DISC
	6EI02000	1	HARNESS, ELECTRICAL	HARN02
	6EI03000	1	HARNESS, ELECTRICAL	HARN03
	6EI04030	1	HARNESS, ENGINE; TIER 4 CAT	HARN04
	6EI04032	1	HARNESS, ELECTRICAL;TIER 4 CAT	HARN04
	6EI05000	1	HARNESS, ELECTRICAL	HARN05
	6EI06000	1	HARNESS, ELECTRICAL	HARN06
	8EC70643-10M	2	CABLE,M12,5 PIN, STR, FEM,SHLD	INCLIN
	8EP02757	2	FLOOD LIGHT,LED,24V,WIDEFLD	LT1
	8EP02752	2	FLOOD LIGHT,LED,12-24V,2500LUM	LT2
	8EP02745	5	FLOOD LIGHT,LED,12-36V,800LUM	LT6
	8ED03702	2	DECAL,ENGINE STOP,BLACK	PBE_
	8EN10501-A	1	ENCLOSURE:1P.B.22MM (SHALLOW)	PBE2
	8EO20001	1	OPERATOR,TWIST ON, 1P.B. 22MM	PBE2
	8EO20001-2	1	OPERATOR, CONTACT 1-N.C.	PBE2
	8EP19002	1	CORD GRIP,.250 .375 .5 HUB	PBE2
	8EO20001-2	1	OPERATOR, CONTACT 1-N.C.	PBE3
	8EN10501-A	1	ENCLOSURE:1P.B.22MM (SHALLOW)	PBE3
	8EO20001	1	OPERATOR,TWIST ON, 1P.B. 22MM	PBE3
	8EP19002	1	CORD GRIP,.250 .375 .5 HUB	PBE3
	8EH51515	6	VIBRATION MOUNT,1/4-20,TYPE SS	PROC
	8FW31104	8	WASHER,FLAT, 303STAINLESS FLAT, .25N	PROC
	8HN41104	16	NUT,HEX, .25-20 UNC SS	PROC
	8LW60098	16	WASHER,LOCK,SPLIT TYPE .25"	PROC
	8MS33450	8	SCREW,MACHINE,PHILLPS PAN HEAD	PROC
	T0971011	1	MOUNTING PLATE, PROCESSORS	PROC
	8EA23022	3	MODULE,CONTROL,MC050-118	PROC_
	8ET37861	2	TERM,RING,NON-INSL 6-5AWG,1/2	RNGT01
	8ET37661	2	TERM,RING,NON-INSL,6-5AWG,5/16	RNGT02



# Cab Controls S/N 122 – 126

BILL OF MATERIAL: 17TC9721

REF NO.	PART NUMBER	QTY	DESCRIPTION	REMARKS
	6EC61037	1	PLUG ASSY./ 4 SOCKET	A/C
	6EC62037	1	RECEPTACLE ASSY./ 4 PIN	A/C
	8EP29107	1	ALARM, BACKUP, 87-112dB, 12-24VDC	ALARM
	8EP29108	2	HORN, FORWARD, 107dB, 24-48VDC	ALARM2
	6EC61031	1	PLUG ASSY./ 2 SOCKET	CABPRS
	6EC62031	1	RECEPTACLE ASSY./ 2 PIN	CABPRS
	14TC9752	1	PATCHORD ASSEMBLIES; CABIN	HARN
	6EI07000	1	HARNESS, ELECTRICAL	HARN07
	6EI08000	1	HARNESS, ELECTRICAL	HARN08
	6EI09000	2	HARNESS, ELECTRICAL	HARN09
	21000250	1	SWITCH, DOOR - MOM-SPST	LS01
	6EC61031	1	PLUG ASSY./ 2 SOCKET	LS01
	6EC62031	1	RECEPTACLE ASSY./ 2 PIN	LS01
	8EP02757	2	FLOOD LIGHT, LED, 24V, WIDEFLD	LT1
	8EP02752	2	FLOOD LIGHT, LED, 12-24V, 2500LUM	LT2
	6EC61031	2	PLUG ASSY./ 2 SOCKET	LT3
	6EC62031	2	RECEPTACLE ASSY./ 2 PIN	LT3
	8EP02771	2	LIGHT, DOME, 10-32V, W/RED, W/SW	LT3
	8EP02752	3	FLOOD LIGHT, LED, 12-24V, 2500LUM	LT4
	8EP02744	1	RADIUS LIGHT, LED, 12-24V, 1200LM	LT5
	6EC61031	1	PLUG ASSY./ 2 SOCKET	SEAT
	6EC62031	1	RECEPTACLE ASSY./ 2 PIN	SEAT
	22000152	1	KIT, VIBRATION-STROBE BEACON	STR
	6EC61031	1	PLUG ASSY./ 2 SOCKET	STR
	6EC62031	1	RECEPTACLE ASSY./ 2 PIN	STR
	8EE27202	1	LIGHT, STROBE, AMBER, 12/24VDC	STR
	T0091016-01	2	ELEC. CONNECTOR FOR T0091016	WIPER1
	T0091019-01	1	ELEC. CONNECTOR FOR T0091019	WIPER2
	6EC61031	3	PLUG ASSY./ 2 SOCKET	WIPERS
	6EC62031	3	RECEPTACLE ASSY./ 2 PIN	WIPERS
	6EC61031	3	PLUG ASSY./ 2 SOCKET	WSHMTR
	6EC62031	3	RECEPTACLE ASSY./ 2 PIN	WSHMTR

NOT SHOWN:

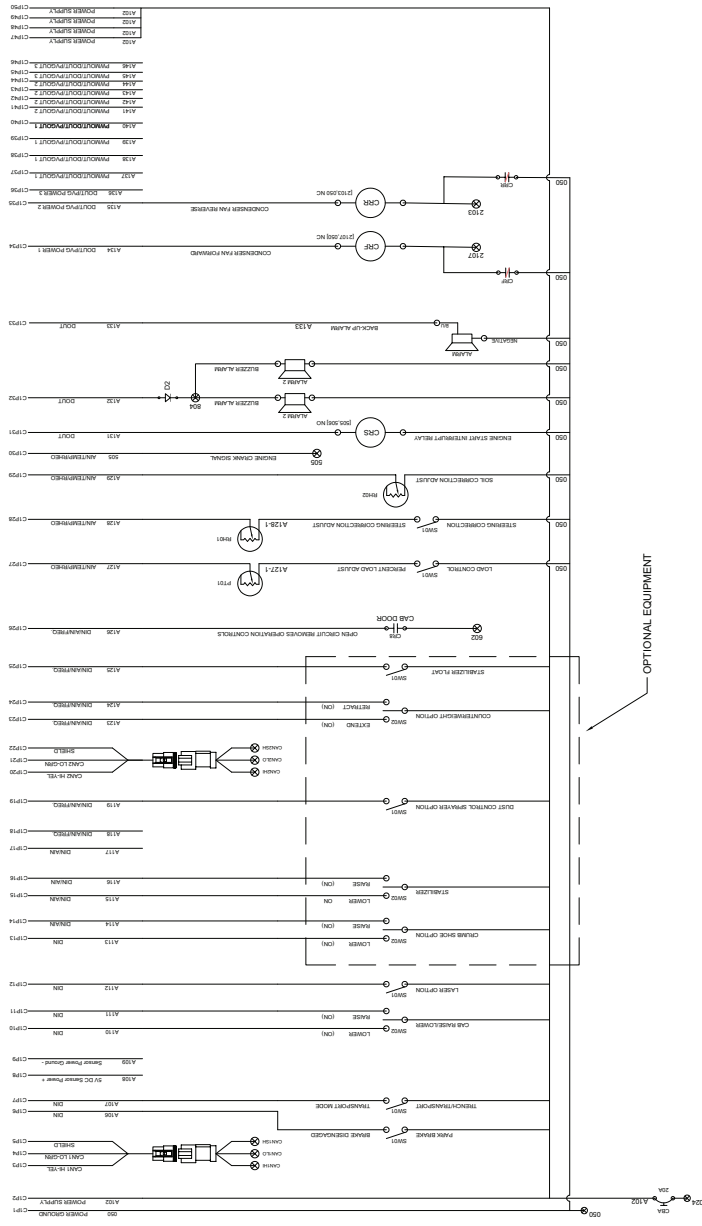
FOOTNOTES:

NOTE:

# Electrical Schematic S/N 122 – 126

BILL OF MATERIAL: 17TC9501

8EA23022  
CONSOLE MODULE A



CONTROLLER 'A' - CONSOLE





# Appendix ---

## **Table of Contents**

Tightening Guidelines .....	382	Prevailing Torque Locknut Torque .....	385
SAE Bolt Torque .....	383	Lug Nut Torque .....	387
Metric Bolt Torque .....	384	Assembly Methods .....	388

CLICK HERE TO **DOWNLOAD** THE COMPLETE MANUAL

- Thank you very much for reading the preview of the manual.
- You can download the complete manual from: [www.heydownloads.com](http://www.heydownloads.com) by clicking the link below



- Please note: If there is no response to CLICKING the link, please download this PDF first and then click on it.

CLICK HERE TO **DOWNLOAD** THE COMPLETE MANUAL