




# TEREX AERIALS



**Scissor Lift,  
Model:**

**TS25RT**

## **PARTS MANUAL**

Terex Worldwide Parts Distribution Center  
8800 Rostin Road  
Southaven, MS 38671-0923

Telephone: (662) 393-1351  
Facsimile: (662) 393-1751

Issued: September 2000  
Revised: August 2001

P/N 12261-255

CLICK HERE TO **DOWNLOAD** THE COMPLETE MANUAL

- Thank you very much for reading the preview of the manual.
- You can download the complete manual from: [www.heydownloads.com](http://www.heydownloads.com) by clicking the link below

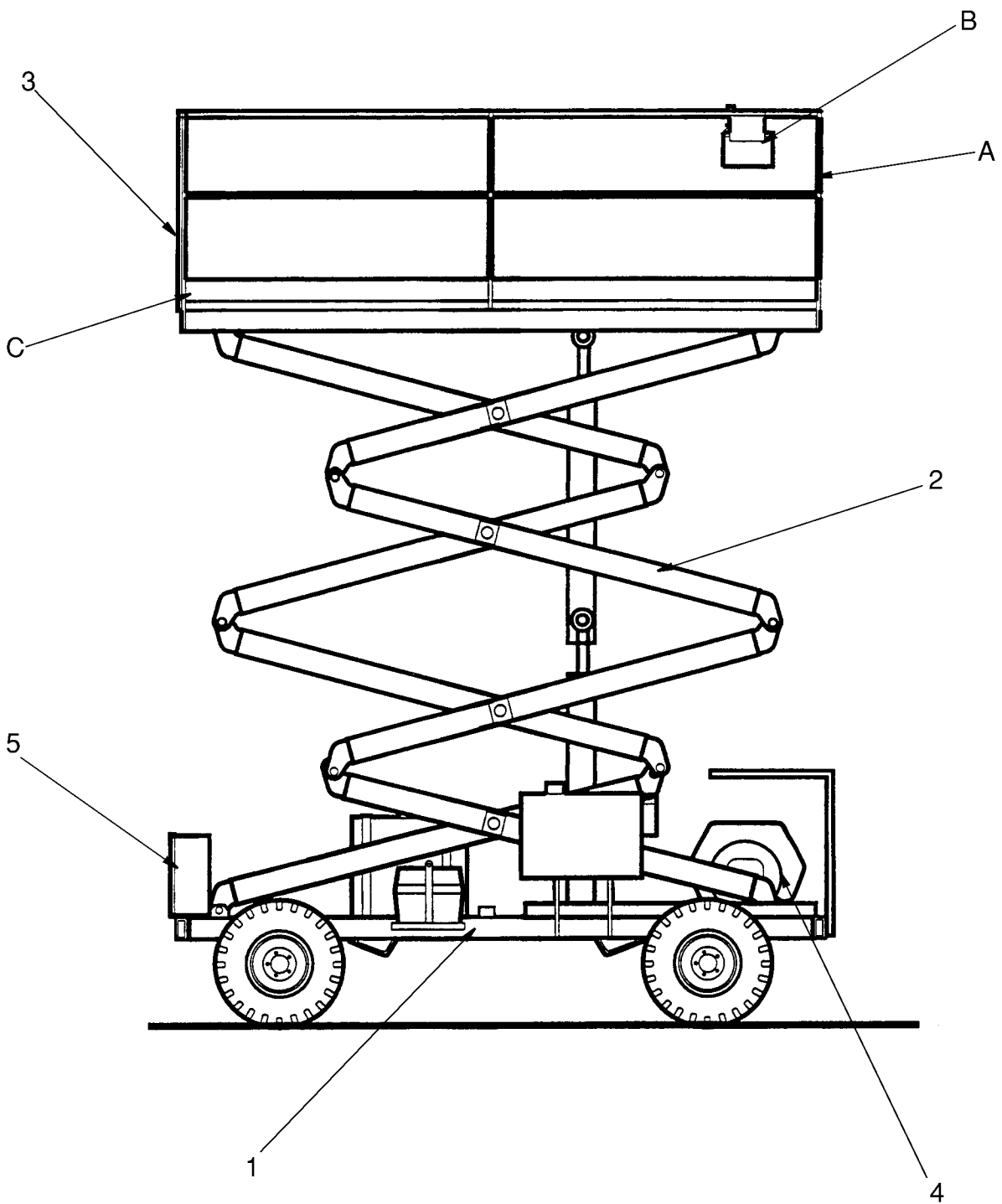


- Please note: If there is no response to CLICKING the link, please download this PDF first and then click on it.

CLICK HERE TO **DOWNLOAD** THE COMPLETE MANUAL



# TEREX AERIALS FINAL ASSEMBLY





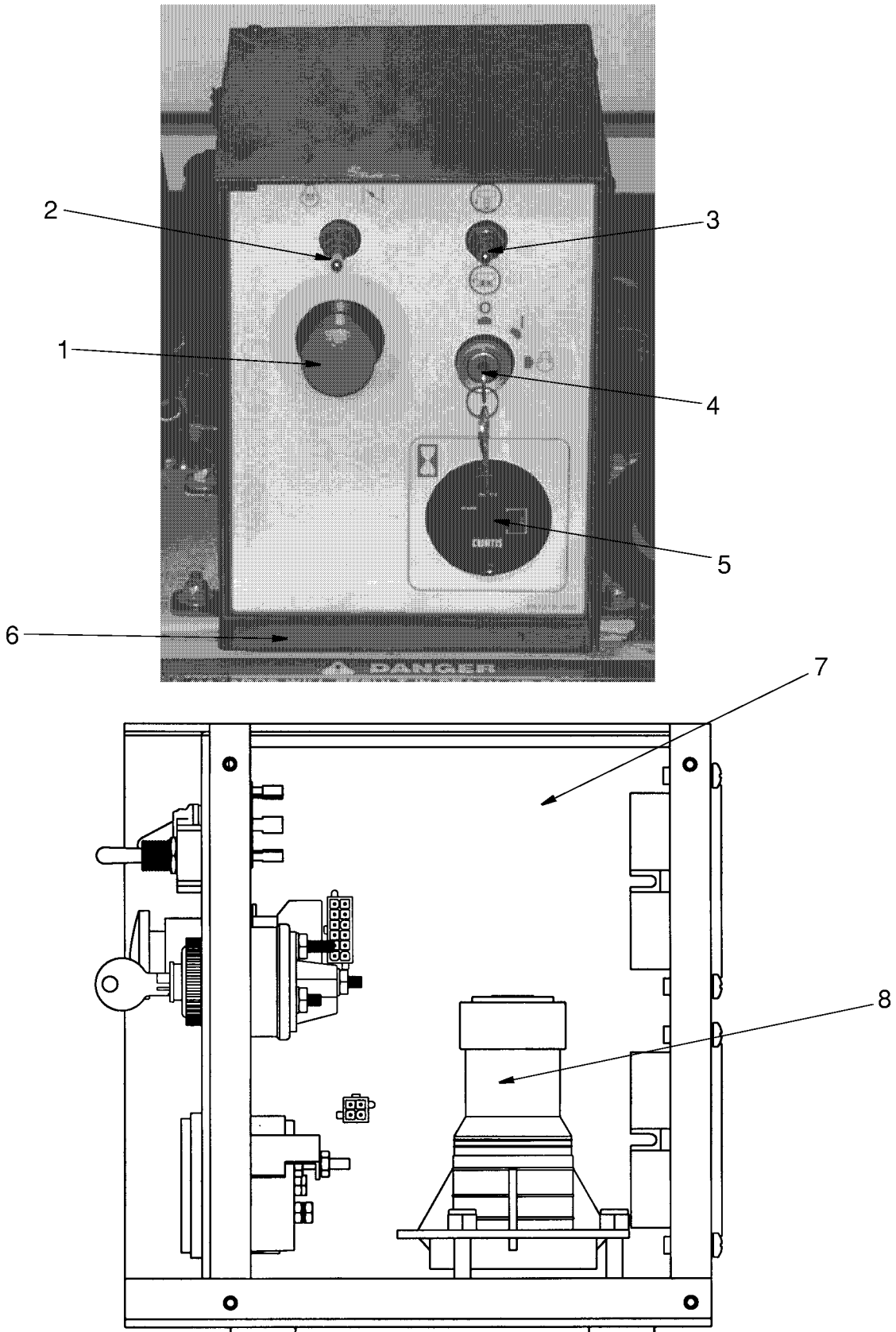
# TEREX AERIALS

## UNDERCARRIAGE ASSEMBLY

Ref.	Part No.	Description	Qty	Remarks
11		Wheel and Tire Assembly (Front)	2	
	3549330	Air Filled (standard)		
	3549350	Foam Filled (optional)		
	02102500	Wheel	1	
	02105600	Tire	1	
12	2219410	Rod, Tie	1	
13	08044400	End, Tie Rod	1	
	08044500	End, Tie Rod	1	
14	07047121	Nut, Jam	1	
15	07003133	Capscrew	2	
16	07050021	Locknut	2	
17	04027700	Steering Cylinder	1	See Page 3.18 for Details
18	04027701	Seal Kit	1	
19	2231160	Pin	2	
20	04027704	Pin, Cotter	2	
21	06309200	Restrictor	2	
	06003500	90° Elbow	1	
	06000400	Connector	1	
22	07030598	Stud, Wheel (1/2-20 x 1-7/8)	5	
23	2216400	Flange (1-1/2 tapered bore)	2	



# TEREX AERIALS GROUND CONTROL BOX



WHEN ORDERING PARTS, SPECIFY MODEL NUMBER, SERIAL NUMBER, AND DESCRIPTION OF PART REQUIRED



# TEREX AERIALS

## PARTS MANUAL

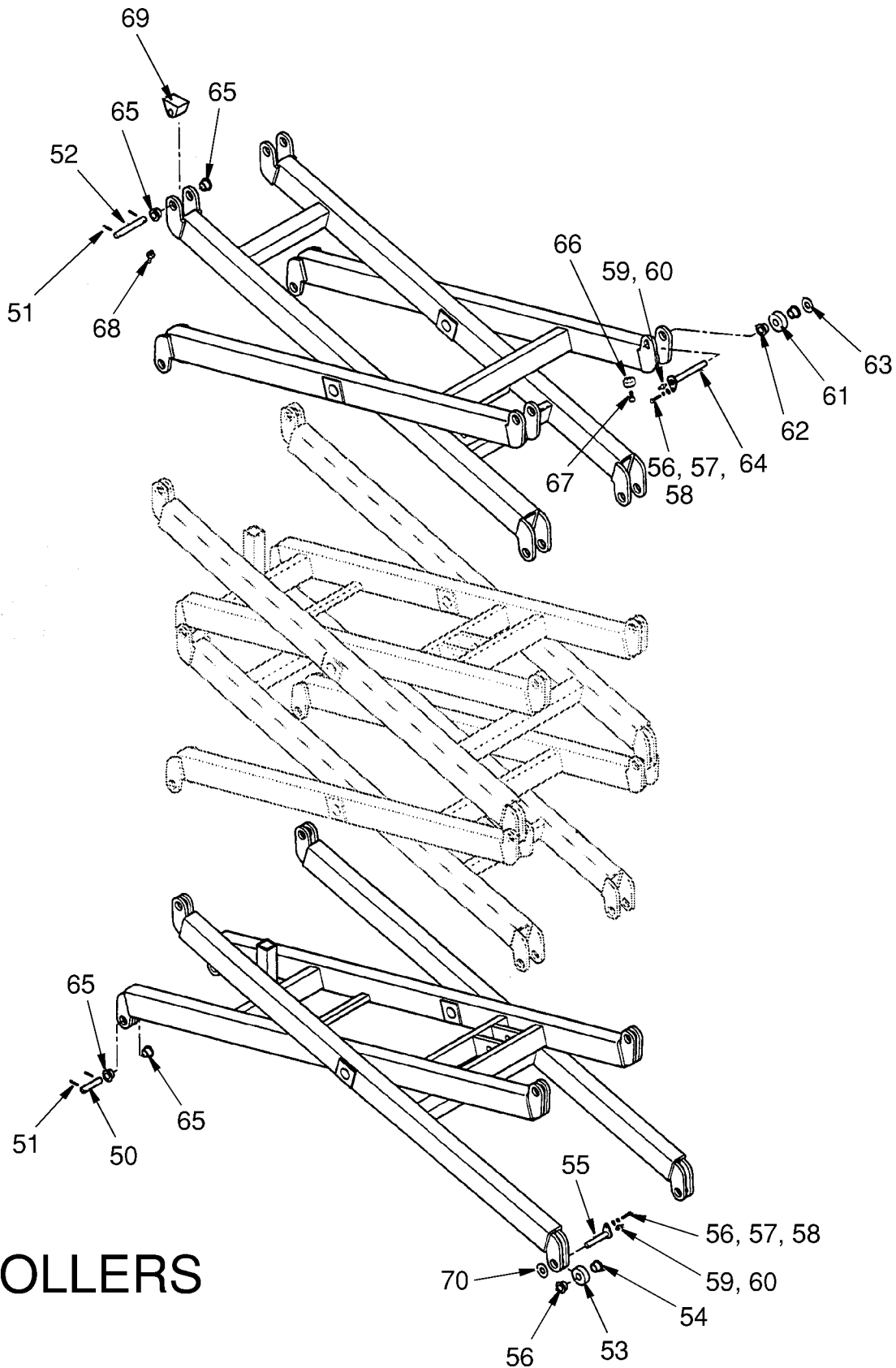
Model TS25RT

Issued 9-2000

4

4.7

Page



WHEN ORDERING PARTS, SPECIFY MODEL NUMBER, SERIAL NUMBER, AND DESCRIPTION OF PART REQUIRED



# TEREX AERIALS

## PARTS MANUAL

Model TS25RT

Revised 6-2001

**5**

5.3  
Page

Ref.	Part No.	Description	Qty	Remarks
	3557890	Platform Assembly with Standard Rail	1	
	03064700	Cable Tie	5	
	07003030	Capscrew, 5/16-18 x 2 1/4	10	
	07003036	Capscrew, 5/16-18 x 3 3/4	4	
	07029365	Screw, Self Tap #12-24 x 1	2	
	07050014	Nut 1/4-20	8	
	07050015	Nut 5/16-18	22	
	07062015	Flatwasher	24	
	07100000	Spring Pin, 5/16 x 2	4	
	08082200	Ring	4	
	10061200	Clamp, Loop	4	
	11208800	Grip, Handle	2	
	11303500	Pin, Hitch with Lanyard	2	
	24101195	Plug, 1-1/2 x 14	7	
	3556670	Platform Assembly, Complete	1	
15	3536350	Safety Chain Assembly	1	
	03404800	Tube	2 ft.	
	11077900	Chain Safety	2 ft.	
	11078000	Snap, Chain	1	
	11083400	S-Hook	1	
16	03752900	Aerial Control Box	1	See Page 5.4 for Details
17	135322	Manual Holder Assembly	1	See Page 2.4 for Details
18		Electrical Receptacle	1	See Page 2.5 for Details

CLICK HERE TO **DOWNLOAD** THE COMPLETE MANUAL

- Thank you very much for reading the preview of the manual.
- You can download the complete manual from: [www.heydownloads.com](http://www.heydownloads.com) by clicking the link below



- Please note: If there is no response to CLICKING the link, please download this PDF first and then click on it.

CLICK HERE TO **DOWNLOAD** THE COMPLETE MANUAL