

TR-250M-6-00104 4 BOOM + JIB(PT),H,2M2D

PB1000357-02 HYDRAULIC PRESSURE GENERATING SYSTEM
PC1000574-00 OUTRIGGER SYSTEM
PD1000337-03 SWING SYSTEM
PE1000337-02 ELEVATING SYSTEM
PF1000313-02 WINCH SYSTEM
PG1000307-02 TELESCOPING SYSTEM
PH1000293-02 SAFETY DEVICES
PK1000347-03 FRAME
PL1000347-02 CONTROL DEVICES
PM1000041-00 LUBRICATION DEVICES
PN1000253-02 ELECTRIC EQUIPMENT
PO1000150-00 INDICATION PLATES
PQ1000106-02 DRIVING POWER GENERATING SYSTEM
PR1000061-02 DRIVING POWER TRANSMISSION SYSTEM
PS1000084-02 STEERING SYSTEM
PT1000069-02 BRAKE SYSTEM
PU1000061-02 SUSPENSION
PW1000097-02 ACCESSORIES & TOOLS
PX1000368-02 MOUNTING PARTS
PY1001095-00 OPTIONS,1
PY2000165-00 OPTIONS,2
ASSEMBLY

CLICK HERE TO **DOWNLOAD** THE COMPLETE MANUAL

- Thank you very much for reading the preview of the manual.
- You can download the complete manual from: www.heydownloads.com by clicking the link below



- Please note: If there is no response to CLICKING the link, please download this PDF first and then click on it.

CLICK HERE TO **DOWNLOAD** THE COMPLETE MANUAL

TR-250M-6-00104 4 BOOM + JIB(PT),H,2M2D

Pos No.	Parts No	Parts Name	Qty	Unit	Technical Data	Serial No (Start)	Serial No (End)	Remarks
1	36093330000	HOOK (SHEAVE 4 PC'S)	1					
2	(*****)	HOOK (AUXILIARY)	1					
	36094410000	HOOK (3.5TON)	1			FB2805	FB2804	
3	(*****)	HOOK (SHEAVE 2 PC'S)	1					
5	37001800060	ROPE,WIRE (TESAC)	1					
	37001805280	ROPE,WIRE (KISWIRE)	1					
6	37001805020	ROPE,WIRE (TESAC)	1					
	37001806890	ROPE,WIRE (KISWIRE)	1			FB3055		
8	(*****)	SOCKET,ROPE	1					
9	(*****)	SOCKET,ROPE (SEIZING)	1					
10	(*****)	OPE.ASSY,WINCH BRAKE	1					
12	(*****)	OPE.ASSY,DRUM LOCK	1					
13	(*****)	PIPING,WINCH	1					
15	(*****)	PIPING,WINCH BRAKE	1					
16	(*****)	MOUNT,WINCH	1					

TR-250M-6-00104 4 BOOM + JIB(PT),H,2M2D

Pos No.	Parts No	Parts Name	Qty	Unit	Technical Data	Serial No (Start)	Serial No (End)	Rem
1	(*****)	PIPING,GREASE	1					
2	(*****)	CENTRAL LUBRICATION SYSTEM	1					

TR-250M-6-00104 4 BOOM + JIB(PT),H,2M2D

Pos No.	Parts No	Parts Name	Qty	Unit	Technical Data	Serial No (Start)	Serial No (End)	Remarks
1	(*****)	OPE.ASSY,STEERING (UPPER)	1					
2	(*****)	OPE.ASSY,STEERING (LOWER)	1					
3	(*****)	PIPING,STEERING (UPPER)	1					
4	(*****)	PIPING,STEERING (LOWER)	1					

TR-250M-6-00104 4 BOOM + JIB(PT),H,2M2D

Pos No.	Parts No	Parts Name	Qty	Unit	Technical Data	Serial No (Start)	Serial No (End)
1	(*****)	INFLATOR,AIR	1				
2	(*****)	WIRE GUIDE (FIXED WIRE FOR DISASSEMBLY,O	1				
3	(*****)	DETECTOR,BOOM RETRACTION	1				
4	(*****)	DETECTOR,DISORDERLY WIND (MAIN)	1				
5	(*****)	DETECTOR,DISORDERLY WIND (AUX.)	1				
7	(*****)	DETECTOR,DRUM ROTATION (OPTION)	1				
8	(*****)	PIPING,OUTLET (WINCH)	1				
	(*****)	PIPING,OUTLET (ELE,TELS.)	1				
	(*****)	PIPING,OUTLET (2-PORT)	1				
11	(*****)	VIEW SYSTEM (BACK CAMERA,OPTION)	1				
12	(*****)	VIEW SYSTEM (WINCH DRUM,OPTION)	1				
13	(*****)	VIEW SYSTEM (TV,OPTION)	1				
14	34477670000	TABLE,LUNCH	1				
15	(*****)	LAMP (SWING WARNING)	1				
16	(*****)	OPE.ASSY,CONT.VALVE (ISO MAIN/AUX.WINCH)	1				
17	(*****)	OPE.ASSY,CONT.VALVE (ISO)	1				
18	(*****)	WOOD BLOCK (OPTION)	1				
19	(*****)	STEP (OPTION)	1				
20	(*****)	SPEAKER	1				
21	(*****)	GUARD (AML LAMP)	1				

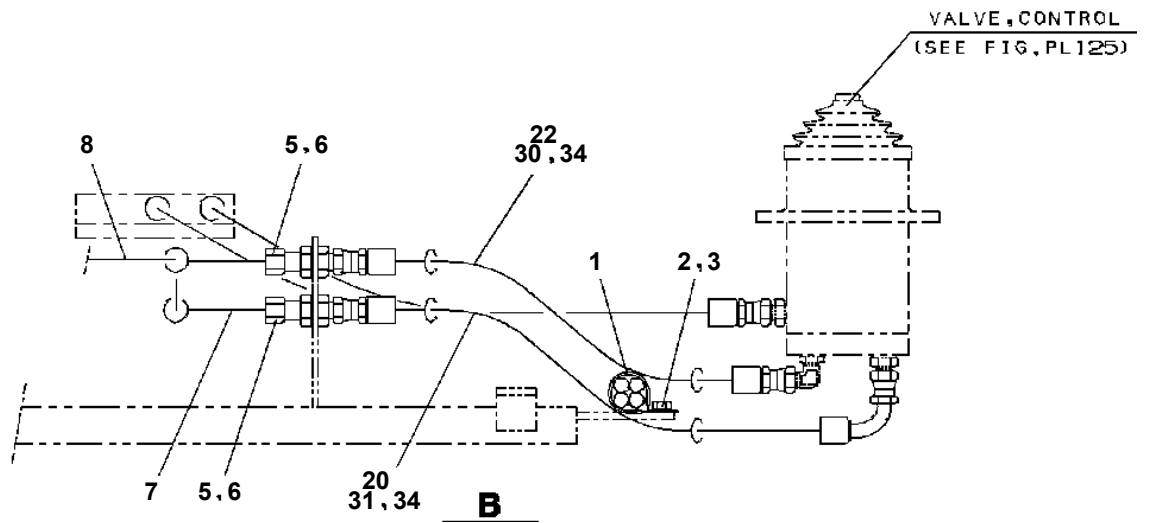
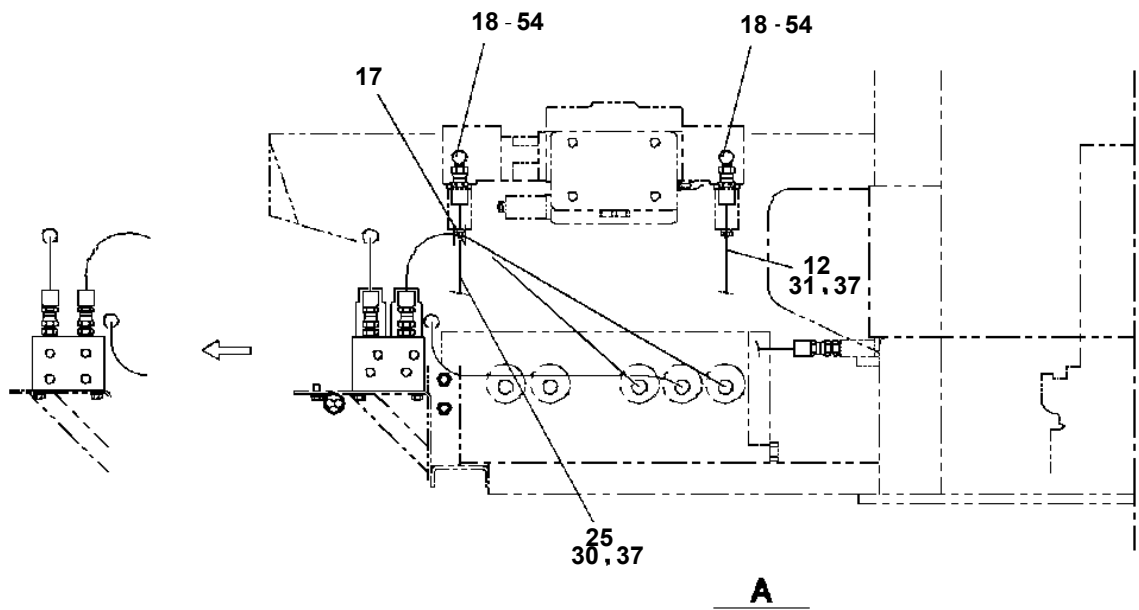
TR-250M-6-00104 4 BOOM + JIB(PT),H,2M2D

Pos No.	Parts No	Parts Name	Qty	Unit	Technical Data	Serial No (Start)	Serial M
1	36650685010	SEAL KIT (REPAIR KIT)	1				
2	36650685020	GEAR ASSY	1				
5	36650680000	PUMP,HYDRAULIC (EMERGENCY STEERING)	1				

TR-250M-6-00104 4 BOOM + JIB(PT),H,2M2D

Pos No.	Parts No	Parts Name	Qty	Unit	Technical Data	Serial No (Start)	Serial No (End)	Rema
2	90101210016	BOLT	8		M10X16		FB2622	
3	90302041001	WASHER,SPRING	12		10		FB2622	
4	34660107510	COVER	1				FB2622	
5	56356600010	SEAT (RUBBER)	1				FB2622	
6	33660000220	BREATHER ASSY (OB-30T)	1					
7	36671310000	FILTER,OIL (TANK,OIL)	1					
8	90101210025	BOLT	4		M10X25		FB2622	
9	90303071001	WASHER,PLAIN	4		10		FB2622	
10	33660000211	GAUGE,OIL	1					
11	80205001000	PLUG	1		PT1			
21	33660007510	ELEMENT (OB-30T & OBR-30)	1				FB2583	
	33660007511	ELEMENT	1			FB2584		
	33660007511	ELEMENT	1			FB2584	FB2622	
22	33660007520	PACKING SET	1					
31	33660005040	BOLT	2		M12X35X1.75		FB3482	
	33660005040	BOLT	2		M12X35X1.75	FB2623	FB3482	
	33660007530	BOLT	2			FB3483		
32	34660131140	PACKING	4				FB3409	
	34660131140	PACKING	4			FB2623	FB3409	
	34660131140	PACKING	2			FB3410	FB3482	
	34660131140	PACKING	4			FB3483		
33	34660131150	PACKING	2			FB3410	FB3482	
41	34660247510	BODY (TANK)	1			FB2623		
42	99172108020	BOLT,TAPPING	8		M8X20	FB2623	FB2653	
	99164008020	BOLT (M8X20)	8			FB2654		
43	99164010025	BOLT	4		M10X25	FB2623		
44	34660100030	COVER	1			FB2623		
45	33660107520	PACKING	1			FB2623	FB2653	
	34660180040	PACKING	1		T=2.0	FB2654		
100	34660240000	TANK,OIL	1					

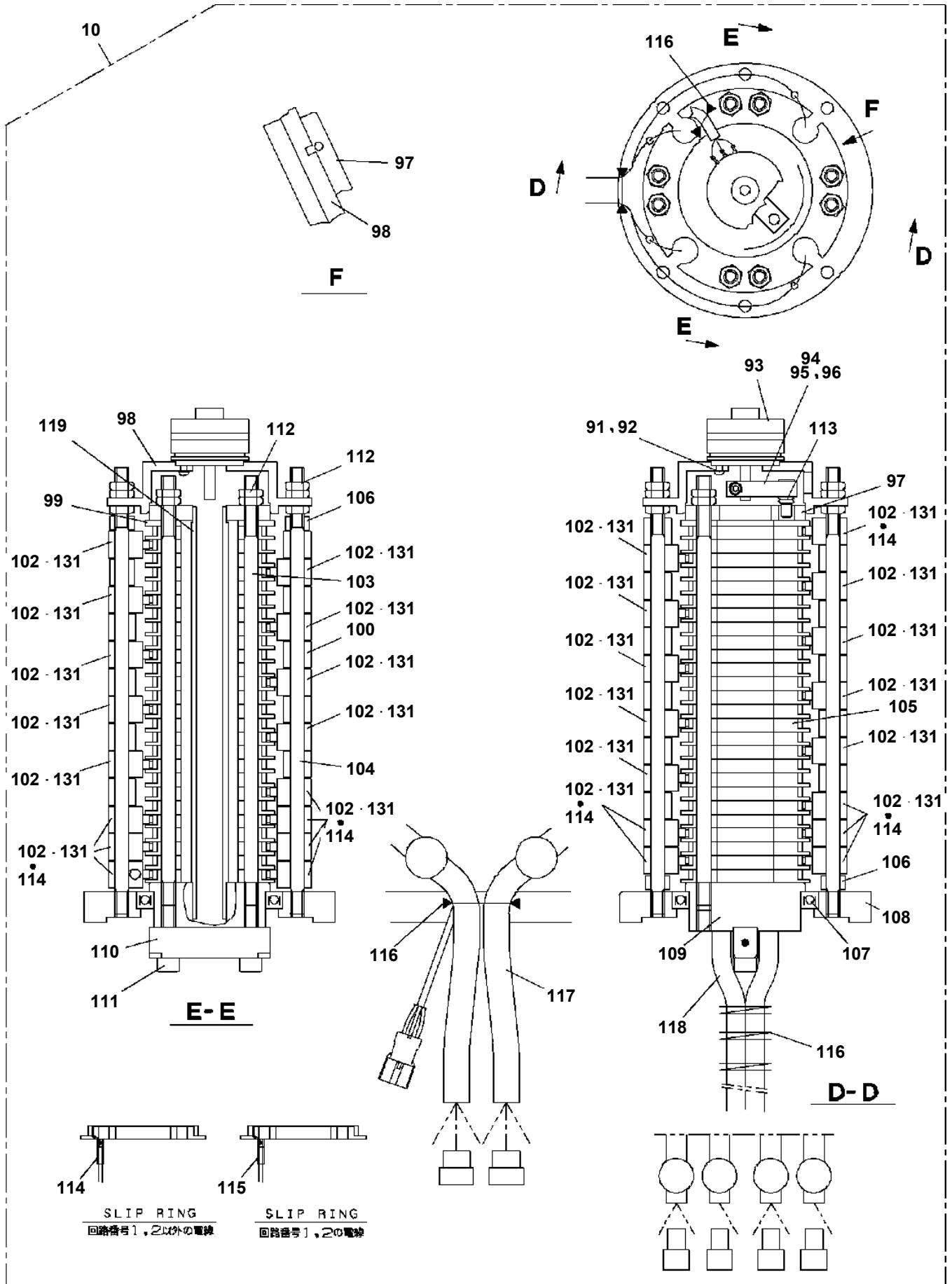
TR-250M-6-00104 4 BOOM + JIB(PT),H,2M2D
PB1250026-01 PIPING,PILOT



TR-250M-6-00104 4 BOOM + JIB(PT),H,2M2D

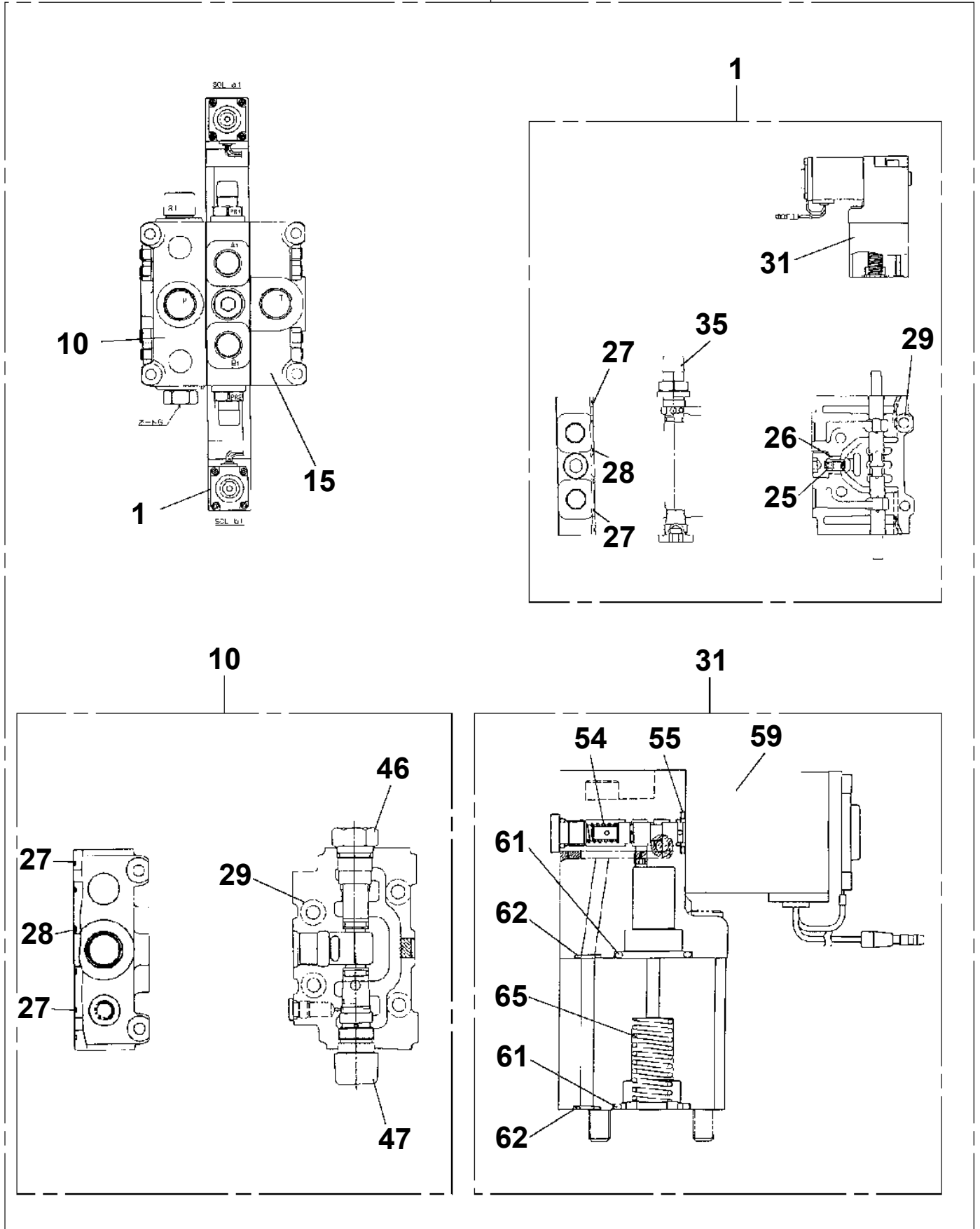
Pos No.	Parts No	Parts Name	Qty	Unit	Technical Data	Serial No (Start)	Serial No (End)
1	80441030904	FITTING,ELBOW (WITH O-RING)	1		L,G1/4-12.7	FB2773	FB2772
	80441030904	FITTING,ELBOW (WITH O-RING)	2		L,G1/4-12.7		
2	80400160120	FITTING	2		20376-U1/2X1/2	FB3002	FB3001
3	80320010085	FITTING	2		KUD12-040N		
4	37000711000	CLAMP ASSY	2		12-1	FB3002	FB3001
	37000701500	CLAMP ASSY	2		12X1		
5	37000529230	PLATE	2			FB3002	FB3001
6	80305010100	FITTING,TEE	2		KTA12-000N		
7	81408000160	PIPE,STEEL	1	M	12X1.4T	FB3002	FB3001
9	89640101000	HOSE	1		880-NFK,1M		
10	80400160126	FITTING,TEE	9		20364-U1/2	FB3002	FB3001
11	82100002008	CLAMP	4		WR12		
12	90190000008	BOLT,STUD	2		M6X20	FB3002	FB3001
13	90201200600	NUT	2		M6		
14	90302040601	WASHER,SPRING	2		6	FB3002	FB3001
15	80302090161	FITTING	1		KCO12-030N		
16	91002801400	O-RING	1		1B P14	FB3002	FB3001
17	81408000160	PIPE,STEEL	1	M	12X1.4T		
18	89640101000	HOSE	1		880-NFK,1M	FB3002	FB3001
19	89640101000	HOSE	1		880-NFK,1M		
20	89640101000	HOSE	1		880-NFK,1M	FB3002	FB3001
21	80441010904	FITTING (WITH O-RING)	6		S G1/4-12.7		
22	89640101000	HOSE	1		880-NFK,1M	FB3002	FB3001
23	89640101000	HOSE	1		880-NFK,1M		
24	89640101000	HOSE	1		880-NFK,1M	FB3002	FB3001
25	89640101000	HOSE	1		880-NFK,1M		
26	89640101000	HOSE	1		880-NFK,1M	FB3002	FB3001
27	91810130250	FASTENER	15		880-NFK,1M		
28	89640102000	HOSE	1		880-NFK,2M	FB3002	FB3001
29	80441010906	FITTING	7				
	80441010906	FITTING	6			FB2773	FB2772
30	80441050908	FITTING,TEE	2		92179-PF1/2		
31	89640101000	HOSE	1		880-NFK,1M	FB2773	FB2772
32	81408000160	PIPE,STEEL	1	M	12X1.4T		
33	81408000160	PIPE,STEEL	1	M	12X1.4T	FB2773	FB2772
34	81408000160	PIPE,STEEL	1	M	12X1.4T		
35	36646080000	VALVE,SOLENOID	1			FB2773	FB2772
36	90101208016	BOLT	2		M8X16		
37	90302040801	WASHER,SPRING	2		8	FB2773	FB2772
38	80302090141	FITTING	5		KCO12-020N		
39	91002801100	O-RING	5		1B P11	FB2773	FB2772
40	81408000160	PIPE,STEEL	1	M	12X1.4T		
41	80321112000	VALVE,CHECK	1			FB2773	FB2772
42	81408000160	PIPE,STEEL	1	M	12X1.4T		
43	89640101000	HOSE	1		880-NFK,1M	FB2773	FB2772
44	89640101000	HOSE	1		880-NFK,1M		
45	89640101000	HOSE	1		880-NFK,1M	FB2773	FB2772
46	37000921090	JOINT	1		S,7/16-20UNF-PF1/4		
47	91000590400	O-RING	1		AS568-904	FB2773	FB2772
48	89640101000	HOSE	1		880-NFK,1M		
49	89640101000	HOSE	1		880-NFK,1M	FB2773	FB2772
50	89640101000	HOSE	1		880-NFK,1M		
51	89640101000	HOSE	1		880-NFK,1M	FB2773	FB2772
52	80430620800	JOINT	1				
53	37002401960	HOSE	1		L=500	FB2501	FB2500
	37002465950	HOSE	1		L=465		
54	34342835300	JOINT	1			FB2501	FB2500
55	34341655050	SUPPORT	1				
56	90101210020	BOLT	2		M10X20	FB2501	FB2500
57	90302041001	WASHER,SPRING	2		10		
58	81408000160	PIPE,STEEL	1	M	12X1.4T	FB2501	FB2500
59	89640101000	HOSE	1		880-NFK,1M		
60	80301010100	FITTING	1		KUA12-000N	FB2501	FB2500

TR-250M-6-00104 4 BOOM + JIB(PT),H,2M2D
 PB1300264-04 JOINT,ROTARY



TR-250M-6-00104 4 BOOM + JIB(PT),H,2M2D
PB1340039-01 VALVE,SOLENOID CONTROL

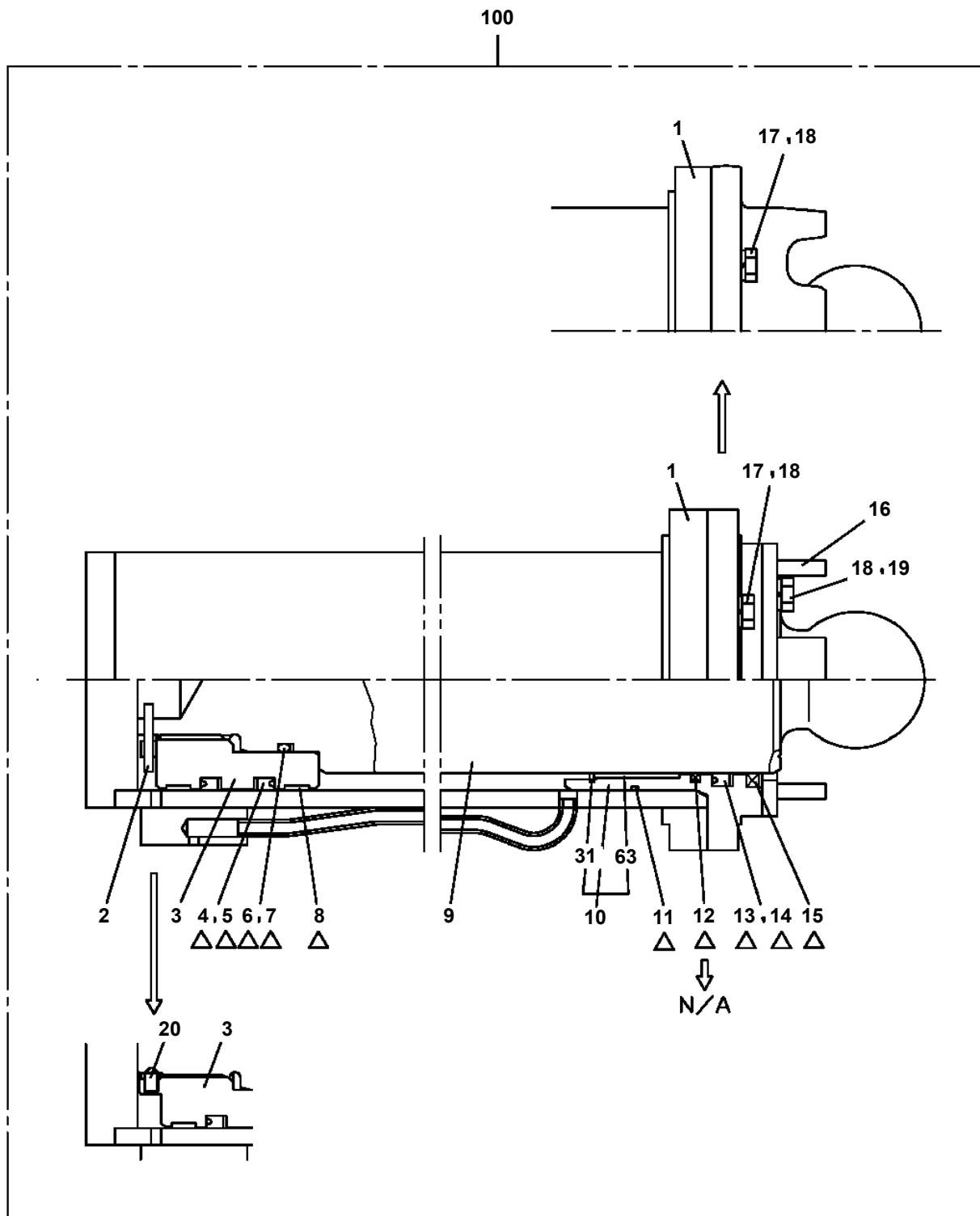
150



TR-250M-6-00104 4 BOOM + JIB(PT),H,2M2D

Pos No.	Parts No	Parts Name	Qty	Unit	Technical Data	Serial No (Start)	Serial No (End)	Remarks
7	36646615010	COVER (1)	1					
8	36646615020	COVER (2)	1					
10	36646405030	SPRING (INNER)	1					
11	36646405040	SPRING (OUTER)	1					
12	36646405050	O-RING	1					
13	91002903500	O-RING	1		1B G35			
14	91002800700	O-RING	2		1B P7			
18	36646405060	VALVE,SOLENOID	2					
19	91002801100	O-RING	2		1B P11			
25	36646615030	SPRING	1					
26	91002802200	O-RING	1		1B P22			
29	36080285170	BREATHER,AIR	1					
32	36646405080	SPRING	1					
33	36646405090	SPRING	2					
36	91002803000	O-RING	1		1B P30			
37	91002802200	O-RING	2		1B P22			
39	36646405100	SPRING	2					
42	91002800800	O-RING	2		1B P8			
43	36646615050	VALVE,RELIEF	2					
44	36646615070	VALVE,RELIEF	1					
45	36646615080	VALVE,RELIEF	1					
	36646615100	VALVE,RELIEF	1			FB1829	FB1828	
46	36646615090	VALVE,SOLENOID	1					
61	91000501300	O-RING	1		AS568-013			
62	91000501400	O-RING	1		014 1115-70			
63	91000501500	O-RING	1		AS568-015			
64	91002802000	O-RING	1		1B P20			
150	36646610000	VALVE,PILOT CONTROL	1					

TR-250M-6-00104 4 BOOM + JIB(PT),H,2M2D
 PC1030208-05 CYLINDER,JACK



△:PACKING SET KEY NO. 51 (KEY NO.4,5,6,7,8,11,12,13,14,15)



△:PACKING SET KEY NO. 52 (KEY NO.4,5,6,7,8,11,12,13,14,15)

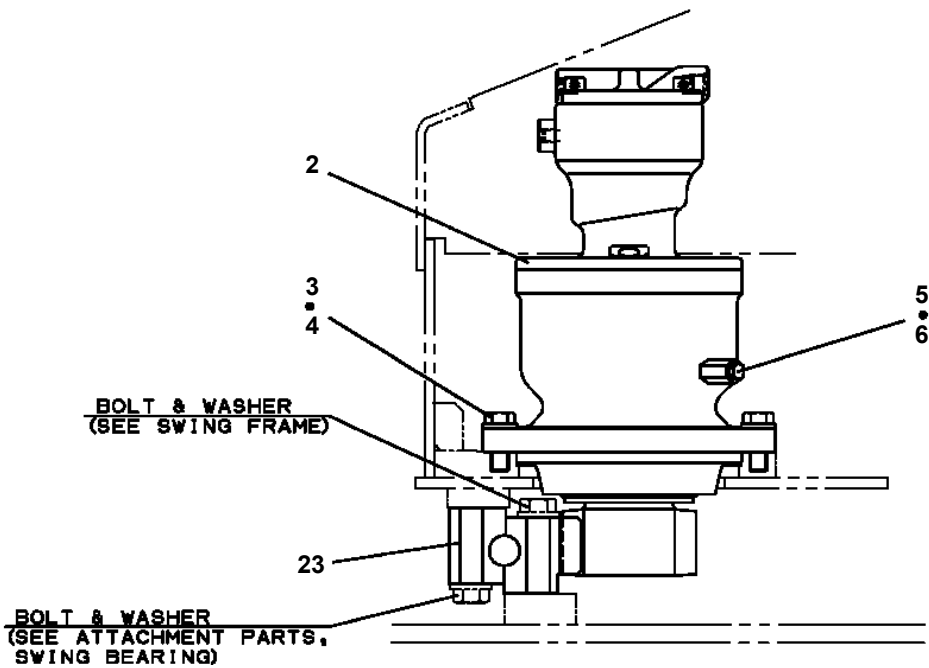
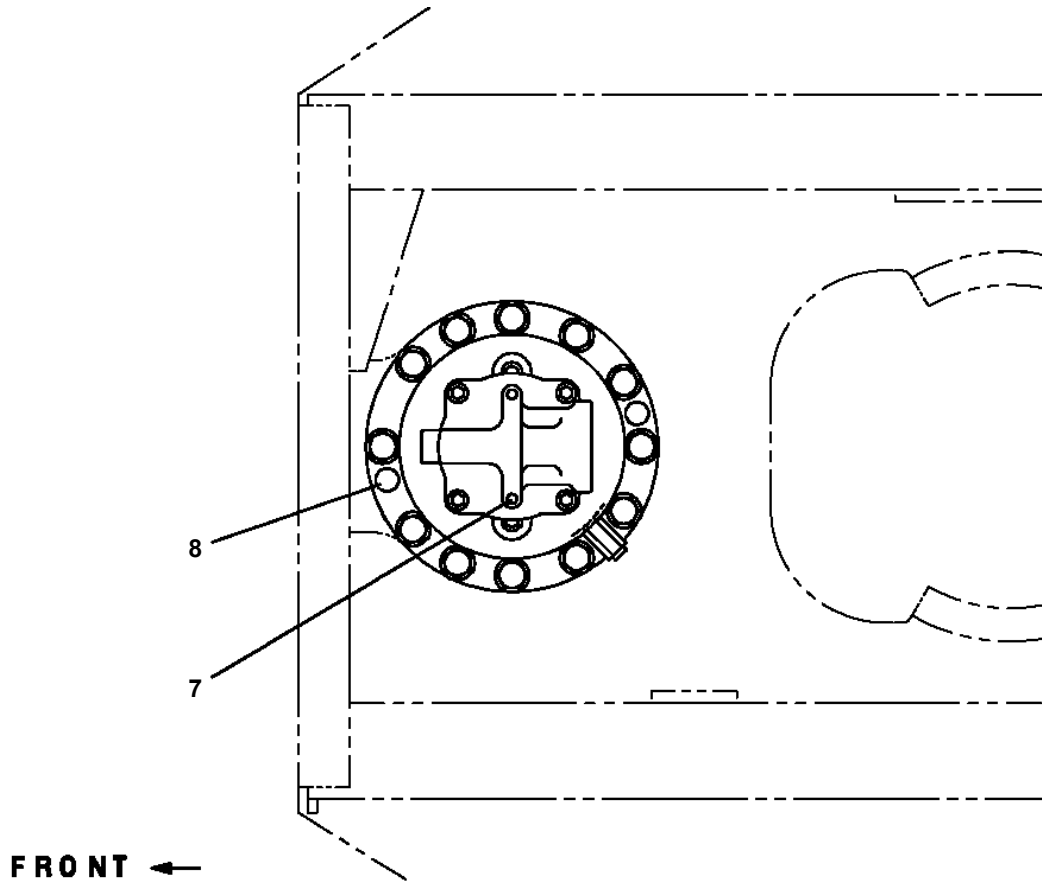


△:PACKING SET KEY NO. 53 (KEY NO.4,5,6,7,8,11,13,14,15)

TR-250M-6-00104 4 BOOM + JIB(PT),H,2M2D

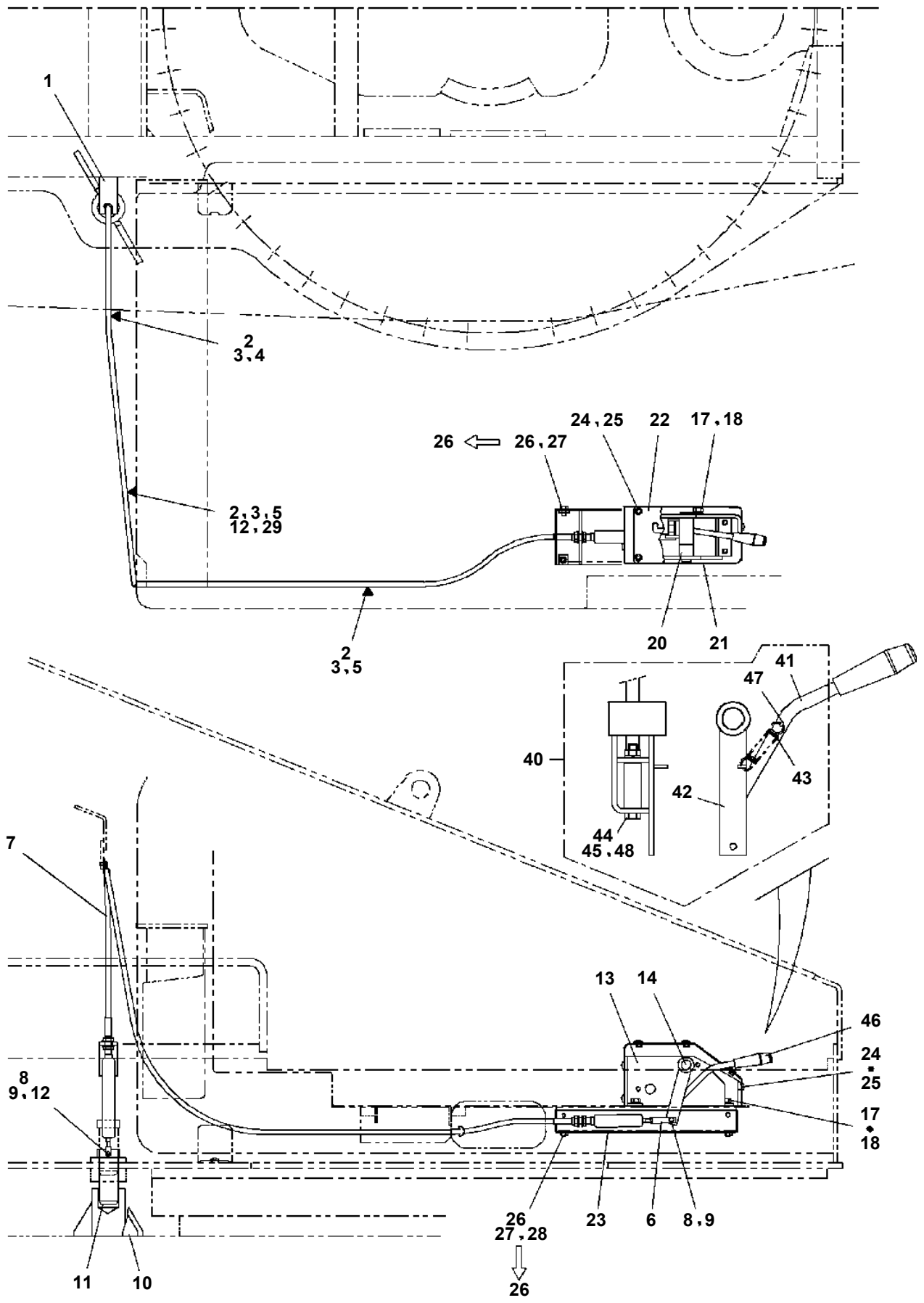
Pos No.	Parts No	Parts Name	Qty	Unit	Technical Data	Serial No (Start)	Serial No (End)	Remarks
1	36645730000	VALVE,SOLENOID (NACHI)	4				FB3017	
2	34640523100	FITTING,FLANGE	4					
3	90101210020	BOLT	8		M10X20		FB1717	
	90186210014	BOLT,FLANGE	12		M10X14	FB1718		
4	90302041001	WASHER,SPRING	12		10		FB1717	
5	34640523010	SUPPORT	4				FB1717	
	34640813100	SUPPORT	4			FB1718	FB3293	
	34640523010	SUPPORT	4			FB3294		
6	80400160129	JOINT	20				FB2782	
	80400160129	JOINT	8			FB2783		
7	91002801400	O-RING	28		1B P14			
8	37002419220	HOSE	12		L=670		FB2311	
	37002437770	HOSE	12		L=630	FB2312	FB2782	
10	80430620400	JOINT	2					
12	91002801100	O-RING	1		1B P11			
13	90280200800	NUT,FLANGE	8		M8	FB1718	FB3293	
14	90155208030	BOLT,WELD	8		M8X30	FB1718	FB3293	
15	80430620600	JOINT (WITH O-RING)	4		L,G3/8-G3/8			
16	80302090161	FITTING	8		KCO12-030N			
17	81408000160	PIPE,STEEL	2	M	12X1.4T			
18	81408000160	PIPE,STEEL	2	M	12X1.4T			
19	37000711080	CLAMP ASSY	14		12-2		FB1717	
	37000711080	CLAMP ASSY	4		12-2	FB1718		
20	37000529230	PLATE	13				FB1717	
	37000529230	PLATE	4			FB1718		
21	80301010100	FITTING	11		KUA12-000N			
22	81408000160	PIPE,STEEL	3	M	12X1.4T			
23	81408000160	PIPE,STEEL	3	M	12X1.4T			
24	37000529460	PLATE	2					
26	37000711000	CLAMP ASSY	2		12-1			
27	81408000160	PIPE,STEEL	2	M	12X1.4T			
28	81408000160	PIPE,STEEL	2	M	12X1.4T			
29	81408000160	PIPE,STEEL	3	M	12X1.4T			
30	81408000160	PIPE,STEEL	3	M	12X1.4T			
31	37000300720	SLEEVE	1		12-10			
32	37000529450	PLATE	1				FB1717	
	37000502510	PLATE	1			FB1718	FB1983	
33	81408000160	PIPE,STEEL	4	M	12X1.4T			
34	81408000160	PIPE,STEEL	3	M	12X1.4T			
35	81408000160	PIPE,STEEL	1	M	12X1.4T			
36	37000711010	CLAMP ASSY	4		18X1		FB1717	
	37000711010	CLAMP ASSY	3		18X1	FB1718		
37	81408000160	PIPE,STEEL	2	M	12X1.4T			
38	81408000160	PIPE,STEEL	2	M	12X1.4T			
39	81408000160	PIPE,STEEL	3	M	12X1.4T			
40	81408000160	PIPE,STEEL	3	M	12X1.4T			
41	37002459630	HOSE	1		L=1100			
42	80302090251	FITTING	2		KCO018-060N			
43	91002802400	O-RING	2		1B P24			
44	36620170001	VALVE,CHECK	1					
45	90101210016	BOLT	4		M10X16		FB1717	
46	81408000241	PIPE,STEEL	2	M	18X1.9T			
47	80330004900	FITTING,TEE	4		KTR12X18X12			
48	81408000241	PIPE,STEEL	1	M	18X1.9T			
49	81408000130	PIPE,STEEL	2	M	10X1.8T			
50	80330001300	FITTING,TEE	1		KTR18-120N			
51	81408000241	PIPE,STEEL	1	M	18X1.9T			
52	81408000241	PIPE,STEEL	1	M	18X1.9T			
53	81408000160	PIPE,STEEL	1	M	12X1.4T			
54	81408000241	PIPE,STEEL	1	M	18X1.9T			
55	80305010160	FITTING,TEE	2		KTA18-000E			
56	36623330000	VALVE,SHUTTLE	1					
57	37000563630	SUPPORT	1					

**TR-250M-6-00104 4 BOOM + JIB(PT),H,2M2D
PD1020023-01 SWING UNIT**



TR-250M-6-00104 4 BOOM + JIB(PT),H,2M2D
PD1120027-03 OPE.ASSY,SWING LOCK

→ FRONT



TR-250M-6-00104 4 BOOM + JIB(PT),H,2M2D

Pos No.	Parts No	Parts Name	Qty	Unit	Technical Data	Serial No (Start)	Serial No (End)	Remarks	P
1	36071875010	CASE,GEAR	1						
2	36071105020	COVER (CASE)	1						
3	36071875020	GEAR,PINION	1						
4	36071875030	GEAR,DRUM	1						
5	36072125010	DRUM,SHAFT (MAIN)	1						
6	36070395030	SPACER	1						
7	36071875050	COVER (A)	1						
8	36071105080	COLLAR	1						
9	36071105190	COVER (B)	1						
10	36071105100	COVER (B)	1						
11	36071105110	BOSS (CLUTCH)	1						
12	36071105120	PACKING (SEAT)	1						
13	36072125020	DRUM (MAIN)	1						
15	19413066000	PLUG	1		PT3/4X1/8				
16	80522002110	BEARING,ROLLER	2						
17	80522002170	BEARING,ROLLER	1						
18	80500006214	BEARING,BALL	1						
19	80516006217	BEARING,BALL	1						
20	80516006218	BEARING,BALL	1						
21	80516006215	BEARING,BALL	1						
22	91206060001	SEAL,OIL	1						
23	91206105001	SEAL,OIL	1						
24	91206012002	SEAL,OIL	1						
25	91001208500	O-RING	1		1A G85				
26	80561100140	NUT	1		AN14				
27	80561100170	NUT	1		AN17				
28	80562100140	WASHER,TOOTH	1		AW14				
29	80562100170	WASHER	1						
30	80601110750	RING,RITAINING	1		S75				
31	80313010060	PACKING (COPPER 14)	1						
32	36310150000	CLUTCH,WINCH	1						0
33	90171116035	BOLT	10		M16X35				
34	90101210025	BOLT	30		M10X25				
35	90302051601	WASHER,SPRING (16)	10						
36	90302041001	WASHER,SPRING	30		10				
37	80303080080	ELBOW	1						
38	80205000600	PLUG	1		PT3/4				
39	80205000400	PLUG	1		PT1/2				
43	80602111000	RING,RITAINING	1		R100				
44	36071105170	COLLAR	1						
45	36071105180	PIN	1						
46	80601110450	RING,RITAINING	1		S45				
47	91001204500	O-RING	1		1A G45				
50	82400000478	BREATHER	1						
100	36072120000	WINCH (MAIN)	1						

TR-250M-6-00104 4 BOOM + JIB(PT),H,2M2D

Pos No.	Parts No	Parts Name	Qty	Unit	Technical Data	Serial No (Start)	Serial No (End)	Remarks	F
1	36093330100	PLATE	1						
2	36092014000	BOLT	3						
3	90302042001	WASHER,SPRING	3		20				
5	80500051218	BEARING,BALL	1						
6	82456101000	NIPPLE,GREASE	1		A-PT1/8				
7	36090140700	TRUNNION	1						
8	36090229510	HOOK ASSY	1						
9	36093330200	PLATE	1						
10	37001004750	SHEAVE ASSY (IMONO)	4						
11	16311007000	SPACER	5		L=3.5				
12	90101516035	BOLT	8		M16X35				
13	19411557000	PLATE	2						
14	19411556000	PLATE	2						
15	37000102420	PIN	1						
16	37000105000	PIN	1						
17	16611506000	PLATE	2						
18	16611505000	PLATE	2						
19	37000105200	PIN	1						
20	37001400040	SPRING	1						
21	80136332020	PIN,SPLIT	1		3.2X20				
22	90303071001	WASHER,PLAIN	1		10				
23	36091229510	STOPPER ASSY	1						
24	33441152300	SPACER	2		L=217				
25	36093330300	GUARD	1						
32	80612111250	RING,RITAINING	4		AR125				
33	80515006214	BEARING,BALL	8						
100	36093330000	HOOK (SHEAVE 4 PC'S)	1						

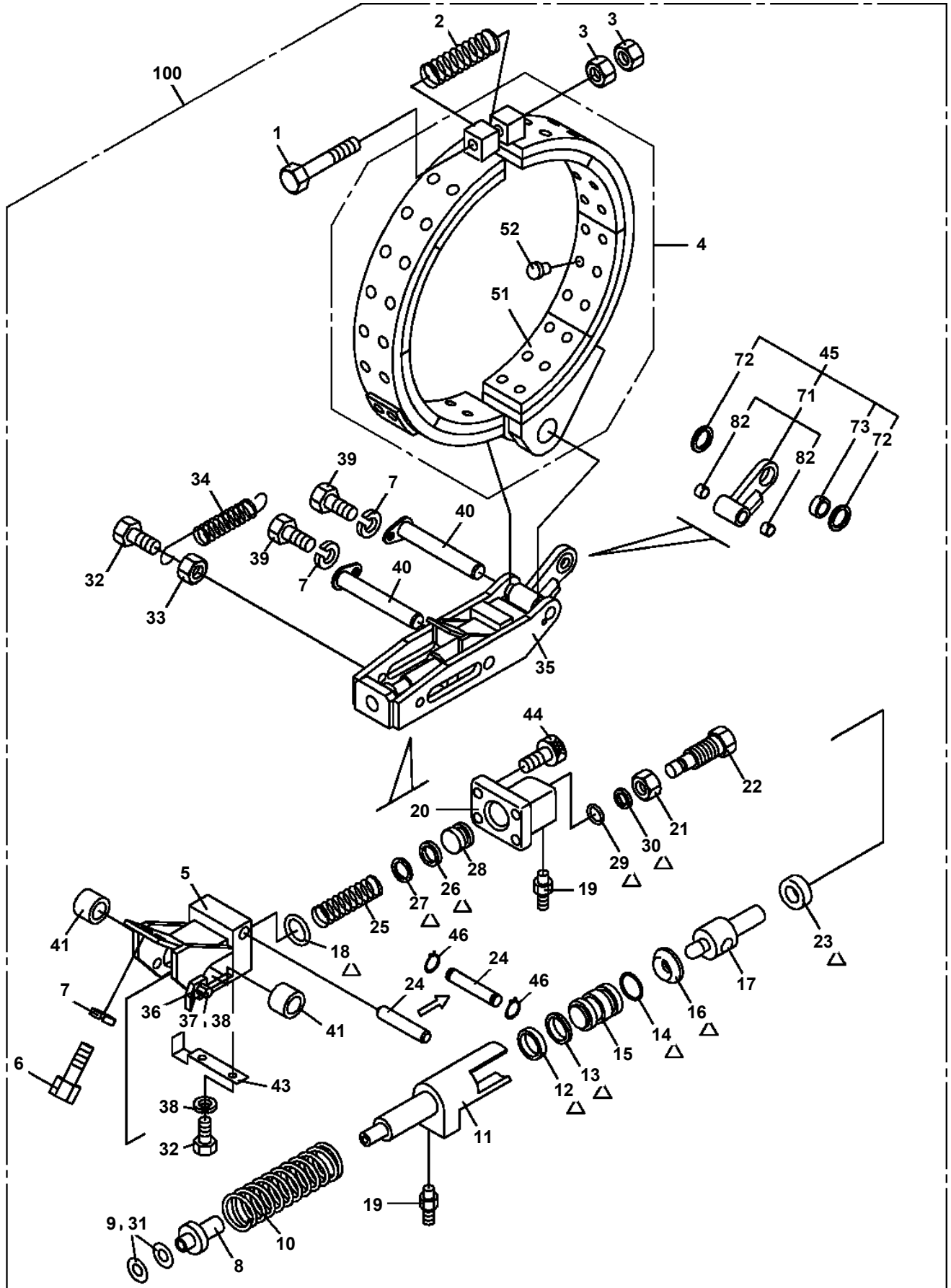
TR-250M-6-00104 4 BOOM + JIB(PT),H,2M2D

Pos No.	Parts No	Parts Name	Qty	Unit	Technical Data	Serial No (Start)	Serial No (End)
1	36092880000	HOOK (SHEAVE 1 PC,OPTION)	1				
2	(*****)	PLATE ASSY,NAME (6TON,OPTION)	1				

TR-250M-6-00104 4 BOOM + JIB(PT),H,2M2D

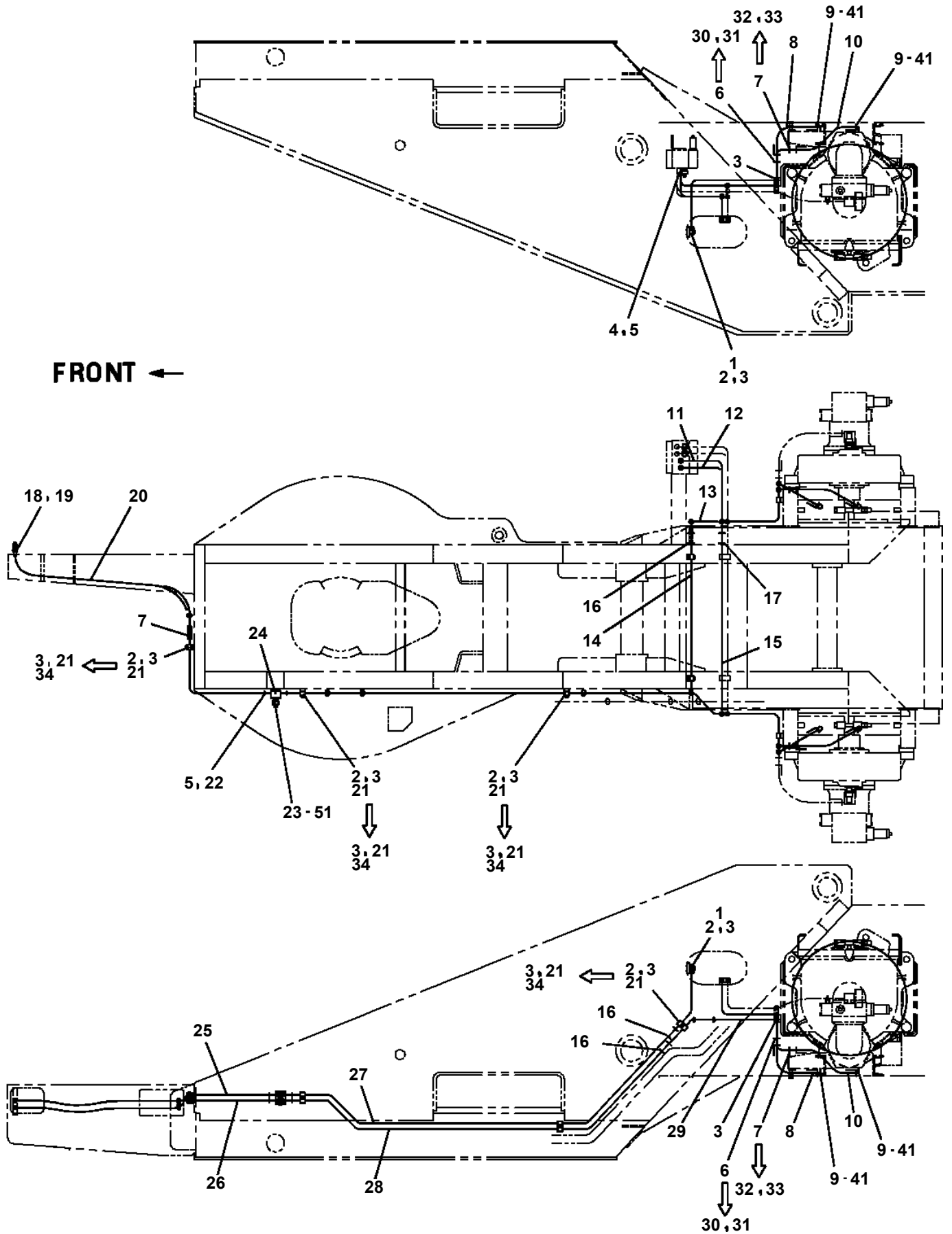
Pos No.	Parts No	Parts Name	Qty	Unit	Technical Data	Serial No (Start)	Serial No (End)	Remarks	P
1	37001806890	ROPE,WIRE (KISWIRE)	1						

TR-250M-6-00104 4 BOOM + JIB(PT),H,2M2D
 PF1120005-04 BAND,WINCH BRAKE (MAIN)



Δ:PACKING SET KEY NO.90 (KEY NO.12,13,14,16,18,23,26,27,29,30)

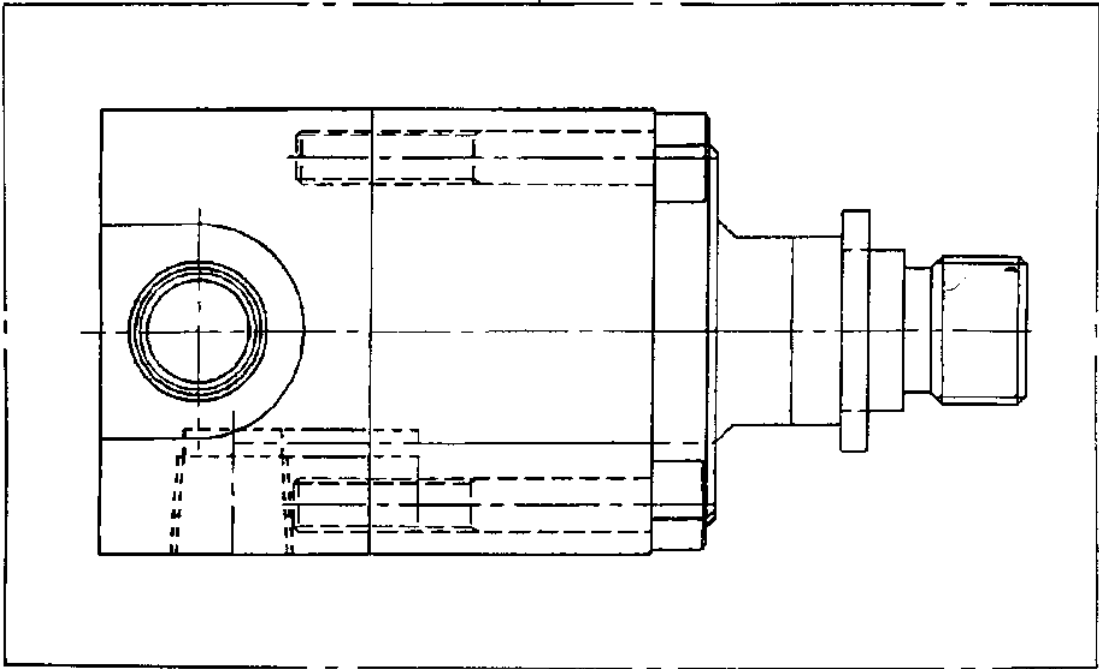
TR-250M-6-00104 4 BOOM + JIB(PT),H,2M2D
 PF1220089-02 PIPING,WINCH BRAKE



TR-250M-6-00104 4 BOOM + JIB(PT),H,2M2D
PF1320005-00 JOINT,WINCH ROTARY

JOINT, WINCH ROTARY

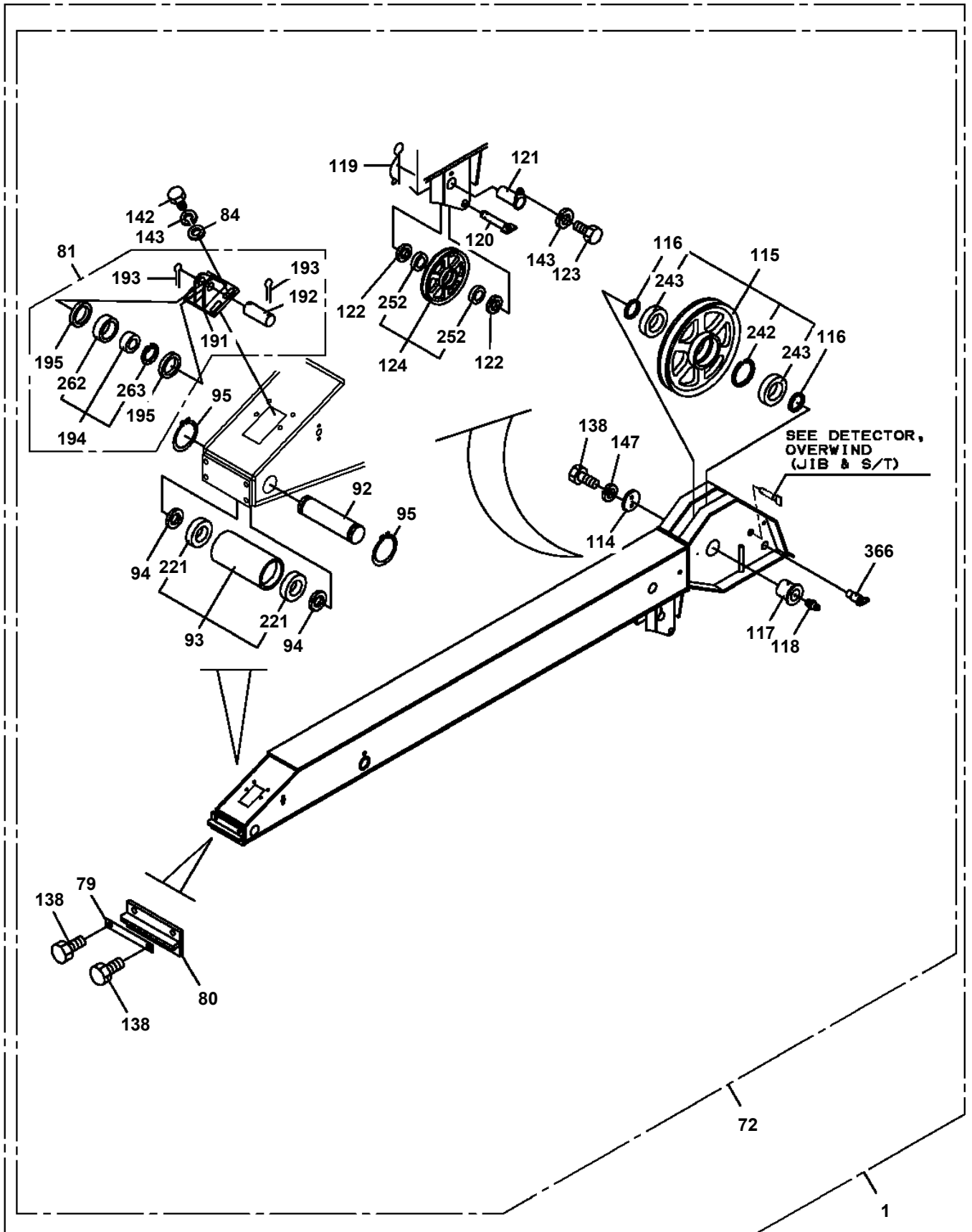
1



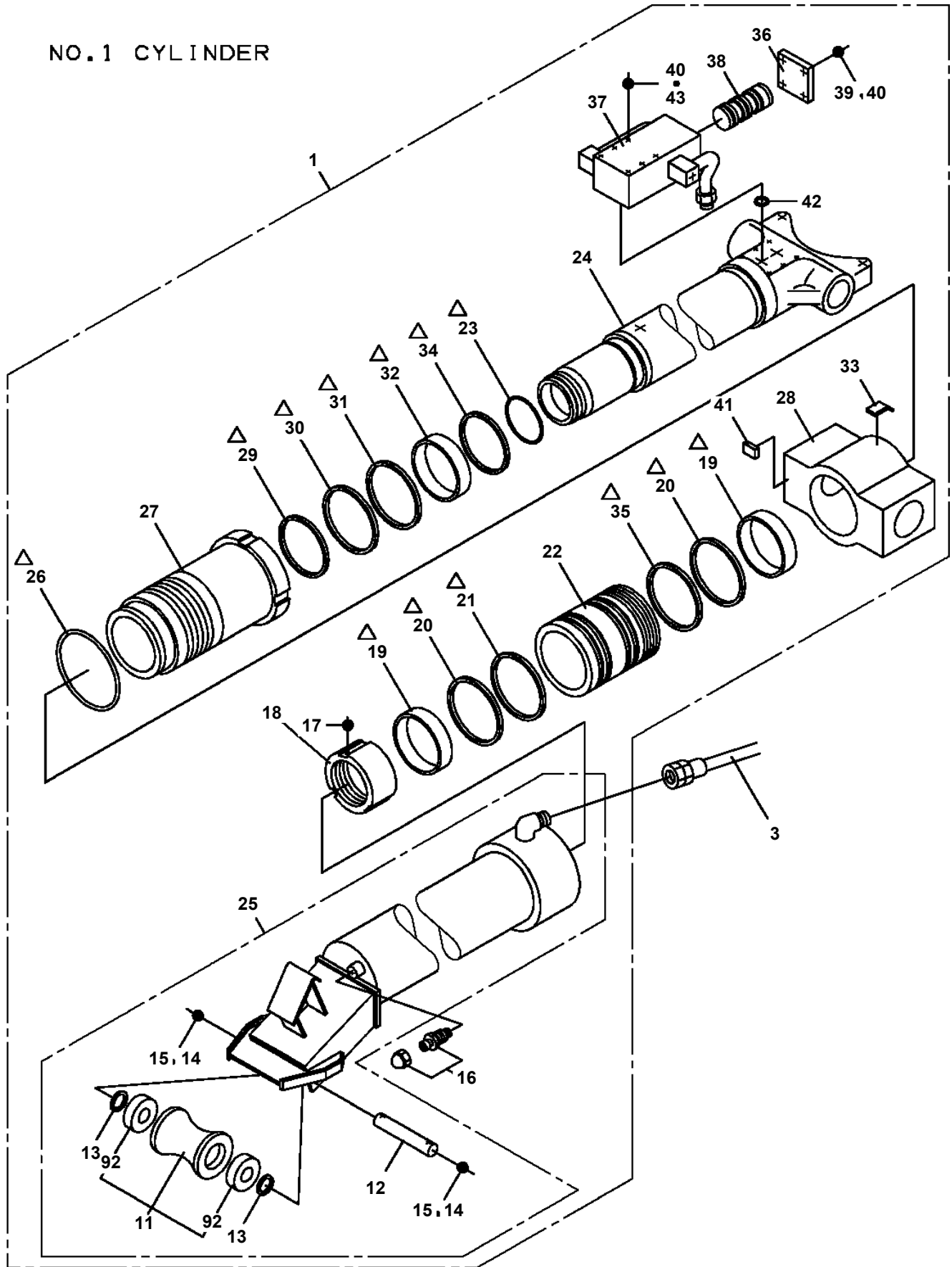
TR-250M-6-00104 4 BOOM + JIB(PT),H,2M2D

Pos No.	Parts No	Parts Name	Qty	Unit	Technical Data	Serial No (Start)	Serial No (End)	Rem
65	33200000220	SHIM	4		T=0.6			
66	34200065530	PLATE	4					
67	37002000110	PLATE,SLIDE	2					
68	33200000320	SHIM	4		T=1.0			
69	33200000330	SHIM	2		T=0.6			
70	37001503190	BOLT,HEXAGON SOCKET	4					
71	90303132001	WASHER,PLAIN	2		20			
72	37000124440	PIN	2					
73	80136340032	PIN,SPLIT	2		4X32			
74	19411012000	PLATE,SLIDE	8		T=15			
75	19411013000	SHIM	24		T=1.0			
76	34200280100	SHIM	8		T=0.6			
77	90131506016	BOLT,HEXAGON SOCKET	8		M6X16			
79	19411124001	GUIDE	2					
80	37002005740	PLATE,SLIDE	2					
81	33200232110	SHIM (T=1.0)	4					
82	33200232120	SHIM (T=0.6)	2					
83	90131506040	BOLT,HEXAGON SOCKET	4		M6X40			
84	80561100080	NUT	2		AN08			
85	80562100080	WASHER,TOOTH	2		AW08			
86	37001000360	SHEAVE ASSY	2					
87	37000149310	PIN	4					
88	80602110550	RING,RITAINING	8		R55			
89	37002004770	PLATE,SLIDE	2					
90	90101506016	BOLT	2		M6X16			
91	37000111270	PIN	1					
92	37000144990	PIN	1					
93	37000400220	BEARING,PLAIN	2					
94	90730010160	SCREW,SET	4		M10X16			
95	16511025000	BOLT	4		M12X22			
96	37000550100	PLATE	2					
97	90131506045	BOLT,HEXAGON SOCKET	4		M6X45			
98	90203200600	NUT	4		M6			
110	33200008430	ADJUSTER ASSY	1					
111	90203401600	NUT	1		M16			
112	90201401600	NUT	1		M16			
113	33200000100	SUPPORT	1					
114	37001002140	SHEAVE	1					
115	37000100800	PIN	1					
116	80601110250	RING,RITAINING	1		S25			
117	90101512018	BOLT	4		M12X18			
118	90302041201	WASHER,SPRING	5		12			
119	33200000110	SUPPORT	1					
120	90303071201	WASHER,PLAIN	1		12			
121	90101512020	BOLT	1		M12X20			
125	80520045013	BEARING,ROLLER	2					
134	82455106000	NIPPLE,GREASE	6		A-M6F FE			
192	82121800010	PLUG (OTUKA)	4					
194	82456106000	NIPPLE,GREASE	6		1/4-28UNF			
195	33200261560	PLATE	2					
196	34480001100	SUPPORT	2					
197	33200676020	PLATE	2					
198	34200600210	SUPPORT	2					
199	33480041100	SUPPORT	1					
200	33480041950	SUPPORT	1					
201	34480001300	SUPPORT	2					
202	90131506010	BOLT,HEXAGON SOCKET	4		M6X10			
203	90302040601	WASHER,SPRING	4		6			
204	82458202000	NIPPLE,GREASE	1		B-TYPE PT1/8			
221	19411136000	PLATE,SLIDE	4					FB1432
	37002002730	PLATE,SLIDE	4			FB1433		
222	90131506016	BOLT,HEXAGON SOCKET	4		M6X16			
223	19411137000	SHIM (T=1.0)	12					

TR-250M-6-00104 4 BOOM + JIB(PT),H,2M2D
PG1040136-07 JIB (POWER TILT)



TR-250M-6-00104 4 BOOM + JIB(PT),H,2M2D
 PG1050298-03 CYLINDER,TELESCOPING



△:PACKING SET KEY NO.100 (KEY NO.19,20,21,23,26,29,30,31,32,34,35)

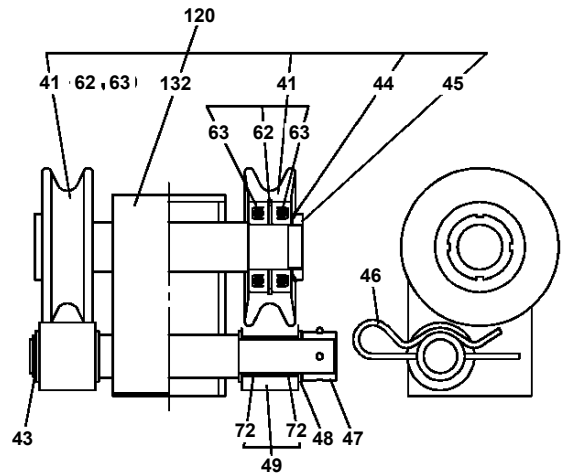
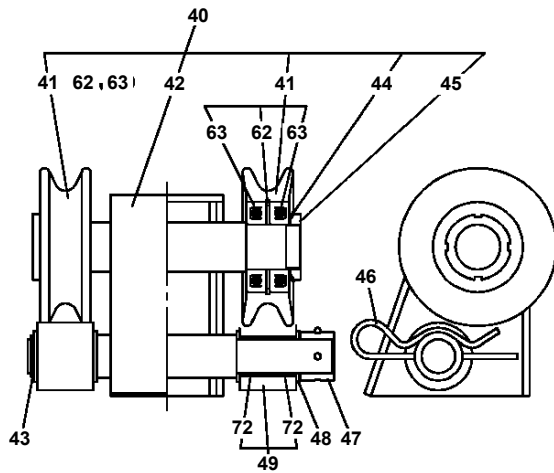
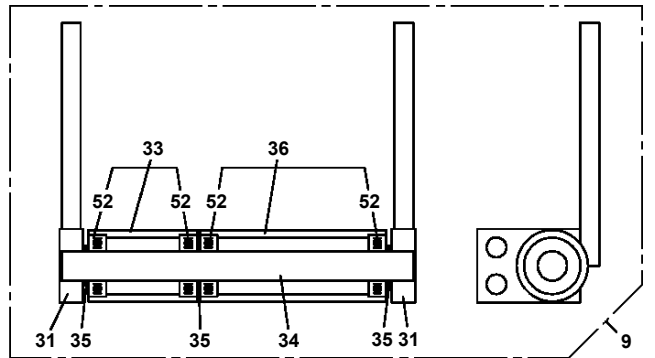
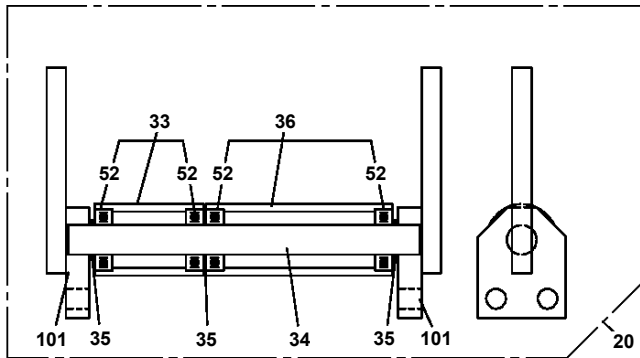
TR-250M-6-00104 4 BOOM + JIB(PT),H,2M2D

Pos No.	Parts No	Parts Name	Qty	Unit	Technical Data	Serial No (Start)	Serial No (End)	Remark
1	36051111000	CYLINDER	1					
2	36051042000	PISTON	1				FB4941	
	36053177000	PISTON	1			FB4942		
3	36051043000	COVER,ROD	1					
4	36051114000	ROD	1				FB4941	
	36051114001	ROD	1			FB4942		
5	59457138000	PLUG ASSY	2					
6	36603540000	VALVE,COUNTERBALANCE	1					
7	90101510045	BOLT	2		M10X45			
8	90302041001	WASHER,SPRING	2		10			
9	80720105040	PIN,SPRING	1		5X40		FB4941	
10	91302211500	BEARING,PLAIN	2					
11	91684011500	PACKING	2					
12	91431210001	RING,BACKUP	1					
13	91411210001	RING,BACKUP	1					
14	91002806500	O-RING	1		1B P65			
15	91002810500	O-RING	1		1B P105			
16	91251100650	RING,DAMPER	1					
17	91694106500	PACKING	1					
18	91660006501	SEAL,DUST	1					
19	91301106500	BEARING,PLAIN	2					
20	91410206503	RING,BACKUP	1					
21	90730008120	SCREW,SET	1		M8X12	FB4942		
50	36051119902	PACKING SET	1		65X115			
100	36051110000	CYLINDER,JIB (TILT)	1					

TR-250M-6-00104 4 BOOM + JIB(PT),H,2M2D

Pos No.	Parts No	Parts Name	Qty	Unit	Technical Data	Serial No (Start)	Serial No (End)	F
1	36131235010	PLATE (BASE)	1					
2	36131495010	CASE	1					
3	36131495020	DRUM ASSY	1					
4	18338695520	RING,SLIP	1					
5	33370025170	CONTACTOR ASSY (70)	1					
6	33371277520	CONTACTOR ASSY	1					
7	36130015041	CASE (BEARING)	1					
8	36131455030	BEARING	2					
9	80601110150	RING,RITAINING	1		15			
10	80602110320	RING,RITAINING	1		R32			
11	36131495030	REDUCER	1					
12	36130045040	GEAR	1					
13	36130045050	GEAR	1					
14	36130015061	BRACKET	1					
15	36130945010	POTENTIOMETER	1					
16	36130015070	SPRING	1					
17	36131455040	COVER	1					
18	32360005150	CLIP (NYLON)	1					
19	36131455070	SUPPORT	1					
20	36130235100	CLAMP (CORD)	2					
21	36130045100	GUIDE (CORD)	1					
22	36131455080	COLLAR	3					
23	36130045110	PACKING	1					
24	36131455050	PACKING	1					
25	32360005220	PACKING	2					
26	82114102020	CONNECTOR	1					
27	82114101020	CONNECTOR (2P,MALE)	1					
28	33371297520	LOCK (CORD)	1					
45	82100001155	CONNECTOR	1					
46	36130945020	CABLE ASSY (WITH CONNECTOR)	1		L=400			
47	82121102020	HOLDER	2					
48	82111101510	TERMINAL	2					
49	82111101010	TERMINAL	2					
50	36131455060	DETECTOR,ANGLE	1					
51	82121101085	PLUG (AVS0.85)	4					
52	36131135060	COLLAR	1					
59	36130045090	CLIP (NYLON)	1					
60	36131935100	CORD (2-LINE)	34	M				
100	36131490000	DETECTOR,BOOM LENGTH	1					

TR-250M-6-00104 4 BOOM + JIB(PT),H,2M2D
PG1360178-03 GUIDE,WIRE



TR-250M-6-00104 4 BOOM + JIB(PT),H,2M2D

Pos No.	Parts No	Parts Name	Qty	Unit	Technical Data	Serial No (Start)	Serial No (End)	Remarks	Pages
1	80430620400	JOINT	2						
2	37002451640	HOSE	1		L=400				
3	37002407840	HOSE	1		L=500				
4	80400160127	JOINT	2						
5	91002801100	O-RING	5		1B P11				
6	80302090141	FITTING	2		KCO12-020N				
7	37000922250	JOINT (ORIFICE)	1		0.8				
8	37000517960	SUPPORT	3						
9	37000711080	CLAMP ASSY	2		12-2				
10	81408000160	PIPE,STEEL	4	M	12X1.4T				
11	81408000160	PIPE,STEEL	4	M	12X1.4T				
12	37000711410	CLAMP ASSY	1		12-4		FB4247		
	37000711410	CLAMP ASSY	2		12-4	FB4248			
13	80320010080	FITTING	4		KUD12-030N		FB2653		
14	37002439970	HOSE	2		L=1180		FB2653		
	37002402480	HOSE	2		L=1230	FB2654			
15	80302090161	FITTING	2		KCO12-030N				
16	37000511350	PLATE	1						
17	81408000160	PIPE,STEEL	2	M	12X1.4T				
18	81408000160	PIPE,STEEL	2	M	12X1.4T				
19	34343052100	SUPPORT	1						
20	90101210060	BOLT	2		M10X60				
21	90302041001	WASHER,SPRING	4		10		FB2653		
	90302041001	WASHER,SPRING	2		10	FB2654			
22	36624140000	VALVE,CHECK	1						000186
23	37000502960	PLATE	1						
24	37000711090	CLAMP ASSY	2		18X2				
25	37000300740	SLEEVE	10		18-12		FB4247		
	37000300740	SLEEVE	8		18-12	FB4248			
26	37000549260	SUPPORT	1						
27	90101210030	BOLT	2		M10X30		FB2653		
	90186210030	BOLT,FLANGE	2		M10X30	FB2654			
28	90201201000	NUT	4		M10		FB2653		
	90280201000	NUT,FLANGE	4		M10	FB2654			
29	37000549270	PLATE	1						
30	91002801400	O-RING	2		1B P14				
31	80301010100	FITTING	2		KUA12-000N				
32	37000711430	CLAMP ASSY	1		18X4		FB4247		
33	81408000160	PIPE,STEEL	2	M	12X1.4T				
34	81408000160	PIPE,STEEL	2	M	12X1.4T				
35	80306010105	NUT	4		KKN12-000E	FB2654			
36	80309010105	SLEEVE	4		KK012-000E	FB2654			
41	91002801100	O-RING	2		1B P11				

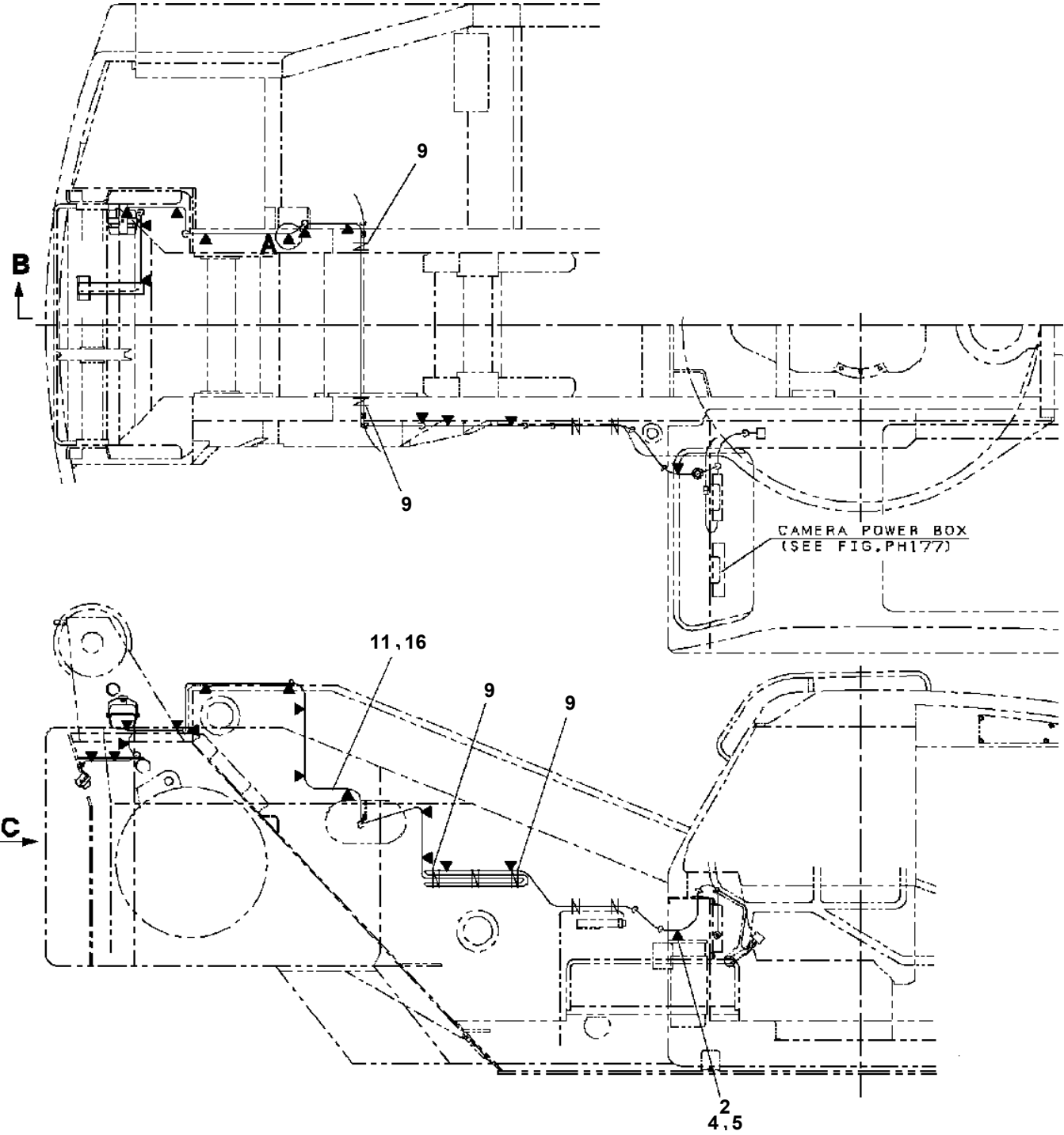
TR-250M-6-00104 4 BOOM + JIB(PT),H,2M2D

Pos No.	Parts No	Parts Name	Qty	Unit	Technical Data	Serial No (Start)	Serial No (End)	Remarks	Pages
1	82108901110	SWITCH	1						
2	90101208014	BOLT	4		M8X14		FB2161		
	90186208014	BOLT,FLANGE	4		M8X14	FB2162			
3	90302040801	WASHER,SPRING	4		8		FB2161		
4	34950960100	CAM	1						
5	34950960200	SUPPORT	1						
6	90302040601	WASHER,SPRING	1		6		FB2161		
7	90101206010	BOLT	1		M6X1.0		FB2161		
	90186206010	BOLT,FLANGE	1		M6X10	FB2162			
8	82100002001	CLAMP	1		WR5				

TR-250M-6-00104 4 BOOM + JIB(PT),H,2M2D

Pos No.	Parts No	Parts Name	Qty	Unit	Technical Data	Serial No (Start)	Serial No (E
1	36116905010	FRAME ASSY (LA)	1				
2	36117205020	BOARD,DISPLAY	1				
3	36117395030	BOARD,CPU	1		4MB		
4	36116795040	BOARD,ANALOG	1				
5	36117205030	BOARD,POWER	1				
7	36117205040	BOARD ASSY	1				
8	36116795080	FUSE	2		3A		
9	36116795090	FUSE	5		2A		
11	36116905030	PANEL,FRONT (LA)	1				
12	36116905020	PANEL	1				
21	36117373000	BOARD ASSY (OP.1)	1				
30	(*****)	P-ROM	1				
50	36117371000	MOMENT LIMITER (LA/WITHOUT P-ROM)	1				
100	36117610000	MOMENT LIMITER (AML-LA)	1				

**TR-250M-6-00104 4 BOOM + JIB(PT),H,2M2D
PH1700060-01 VIEW SYSTEM (WINCH DRUM,OPTION)**



TR-250M-6-00104 4 BOOM + JIB(PT),H,2M2D

Pos No.	Parts No	Parts Name	Qty	Unit	Technical Data	Serial No (Start)	Serial No (End)	Remarks	Pa
1	34381067510	COVER	1						
2	34381067520	ESCUTCHEON	1						
4	34381067540	COVER	1						
6	34381067550	KNOB	4						
7	34381067560	RESISTOR	4						
8	34381067570	BOARD (MAIN P.W.B)	1						
10	34381067580	INDICATOR	1						
11	34381067590	CASE	1						
12	34381067600	BRACKET (SLIDE)	1						
13	34381067610	INSULATOR	1						
14	34381067620	SEAT (SEALED)	1						
15	34381067630	BRACKET (L)	1						
16	34381067640	BRACKET (U)	1						
17	34381067650	HOLDER,BRACKET	1						
18	34381067660	SOCKET	1						
19	34381067670	PLATE (286-8402-02)	1						
20	34381067680	LABEL	1						
27	34381067690	CORD ASSY	1						
50	34381061200	DISPLAY (MONITOR)	1						

TR-250M-6-00104 4 BOOM + JIB(PT),H,2M2D

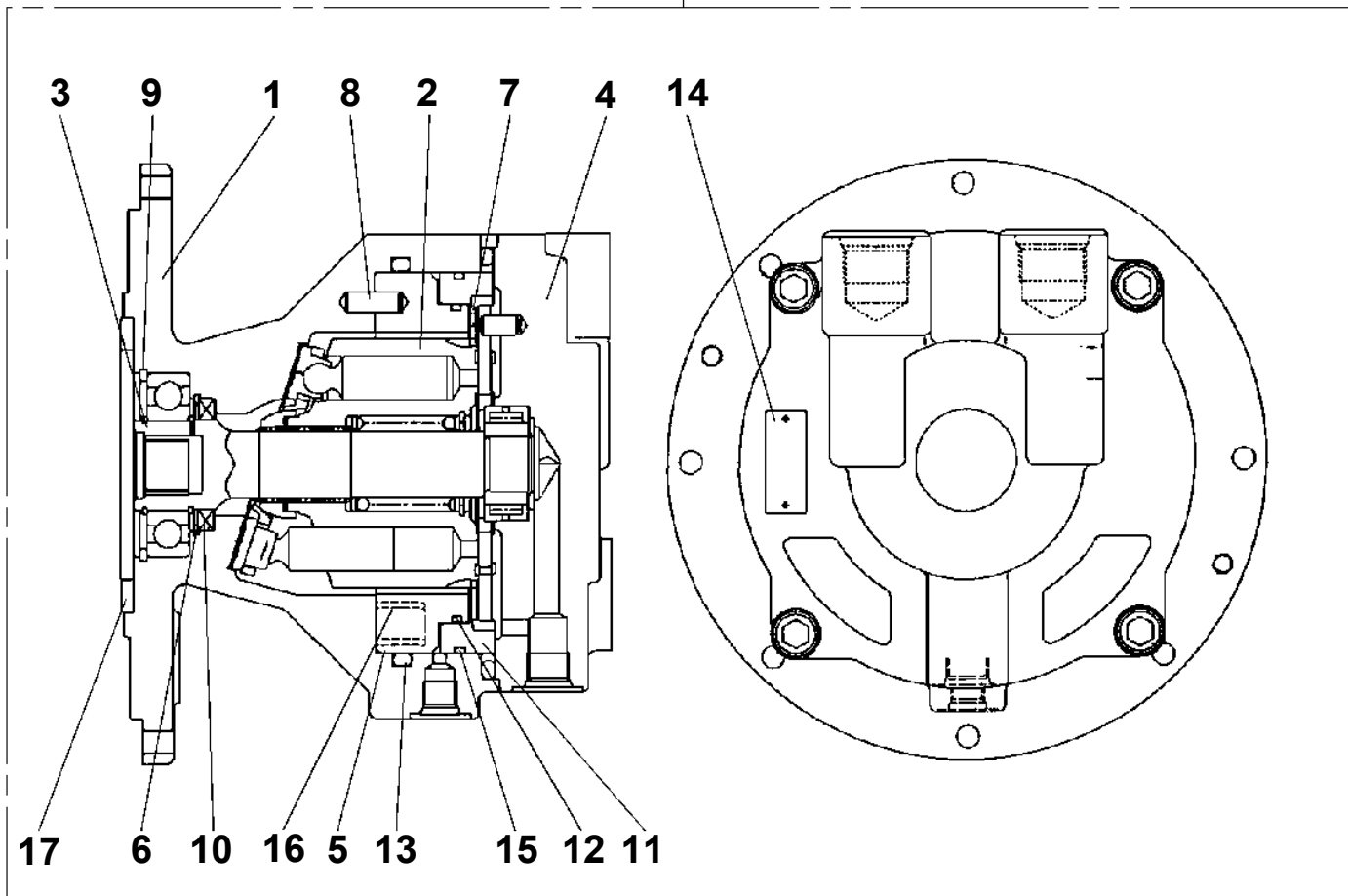
Pos No.	Parts No	Parts Name	Qty	Unit	Technical Data	Serial No (Start)	Serial No (End)	Remarks
4	34380577560	BOOT	1					
6	34380577570	HOLDER	1					
7	34380577530	MOTOR UNIT (VERTICAL)	1					
8	34380577540	MOTOR UNIT (HORIZONTAL)	1					
11	34380577510	LENS (MIRROR)	1					
50	34352182400	MIRROR	1					

TR-250M-6-00104 4 BOOM + JIB(PT),H,2M2D

Pos No.	Parts No	Parts Name	Qty	Unit	Technical Data	Serial No (Start)	Serial No (End)	Remarks
100	34478250300	HARNESS (EARTH LINE)	1		L=200			

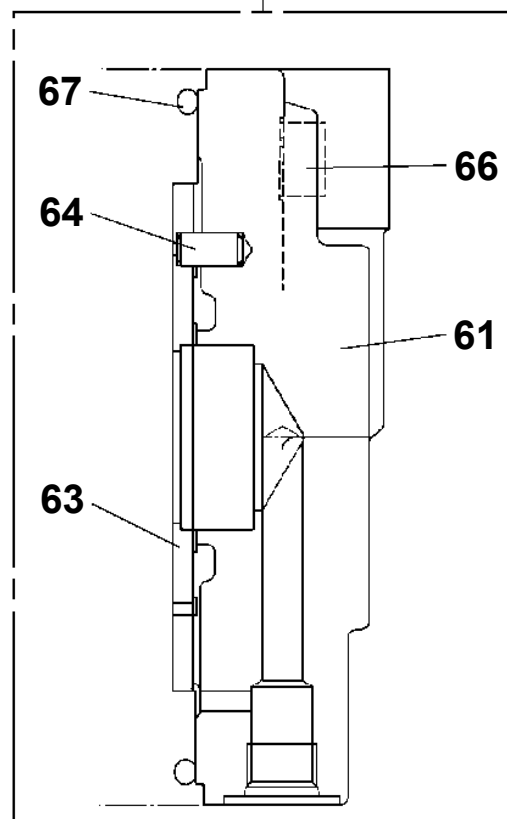
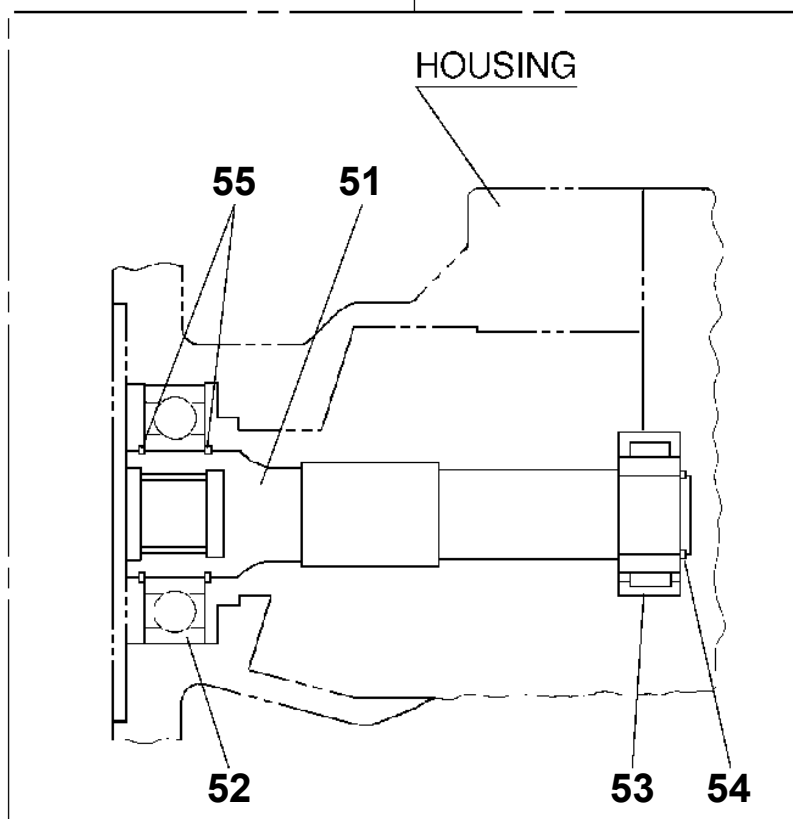
TR-250M-6-00104 4 BOOM + JIB(PT),H,2M2D
PI1010114-01 MOTOR,HYDRAULIC (SWING)

100



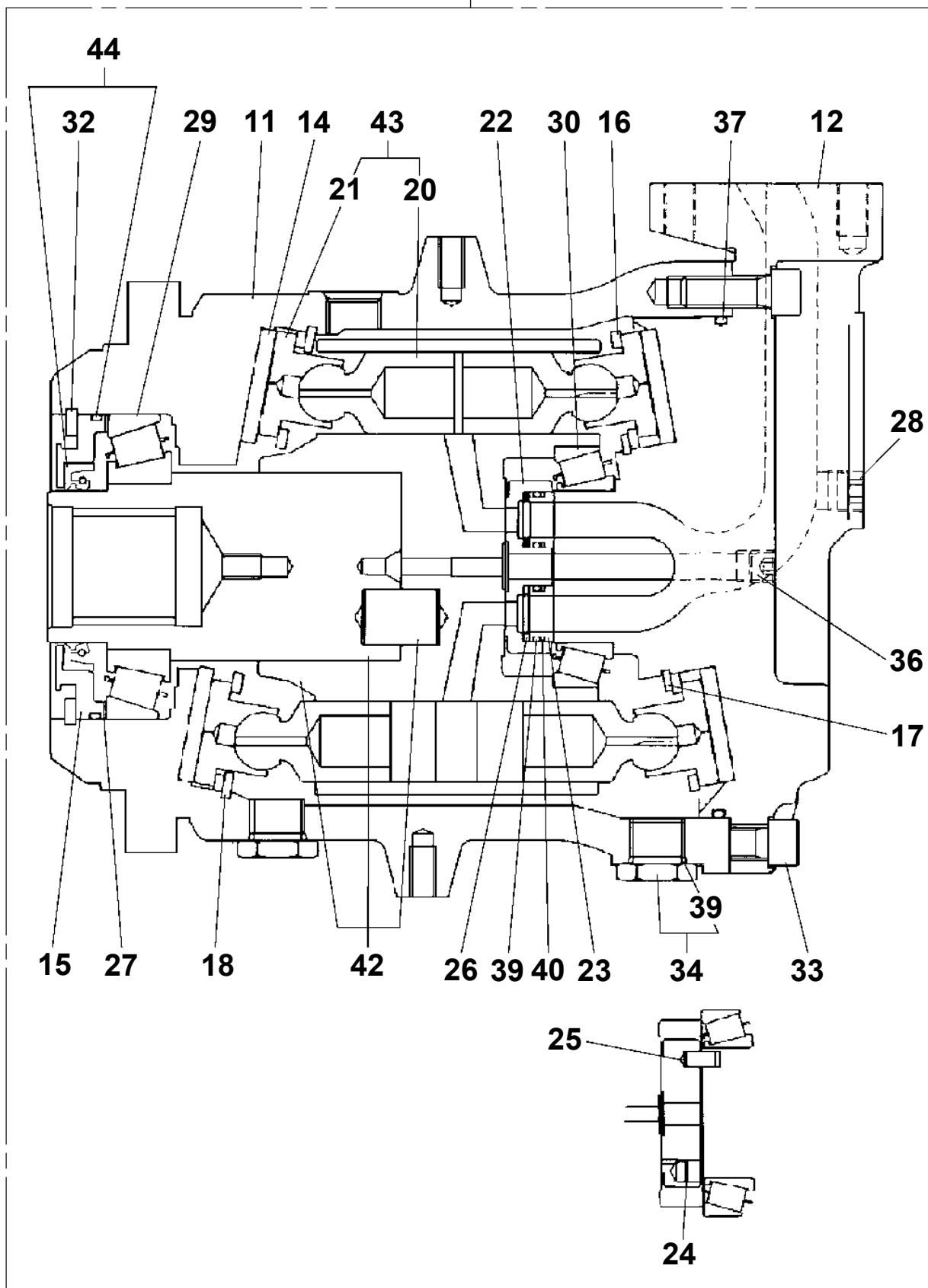
3

4



TR-250M-6-00104 4 BOOM + JIB(PT),H,2M2D
PI1010164-01 MOTOR,HYDRAULIC (MAIN)

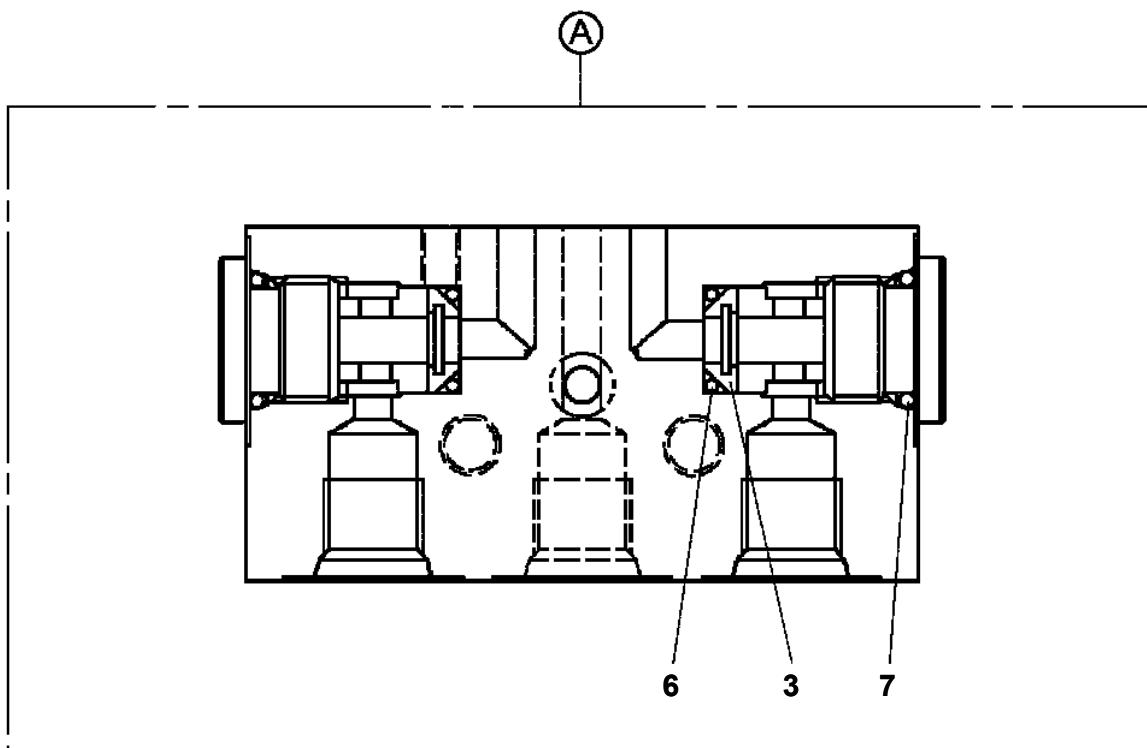
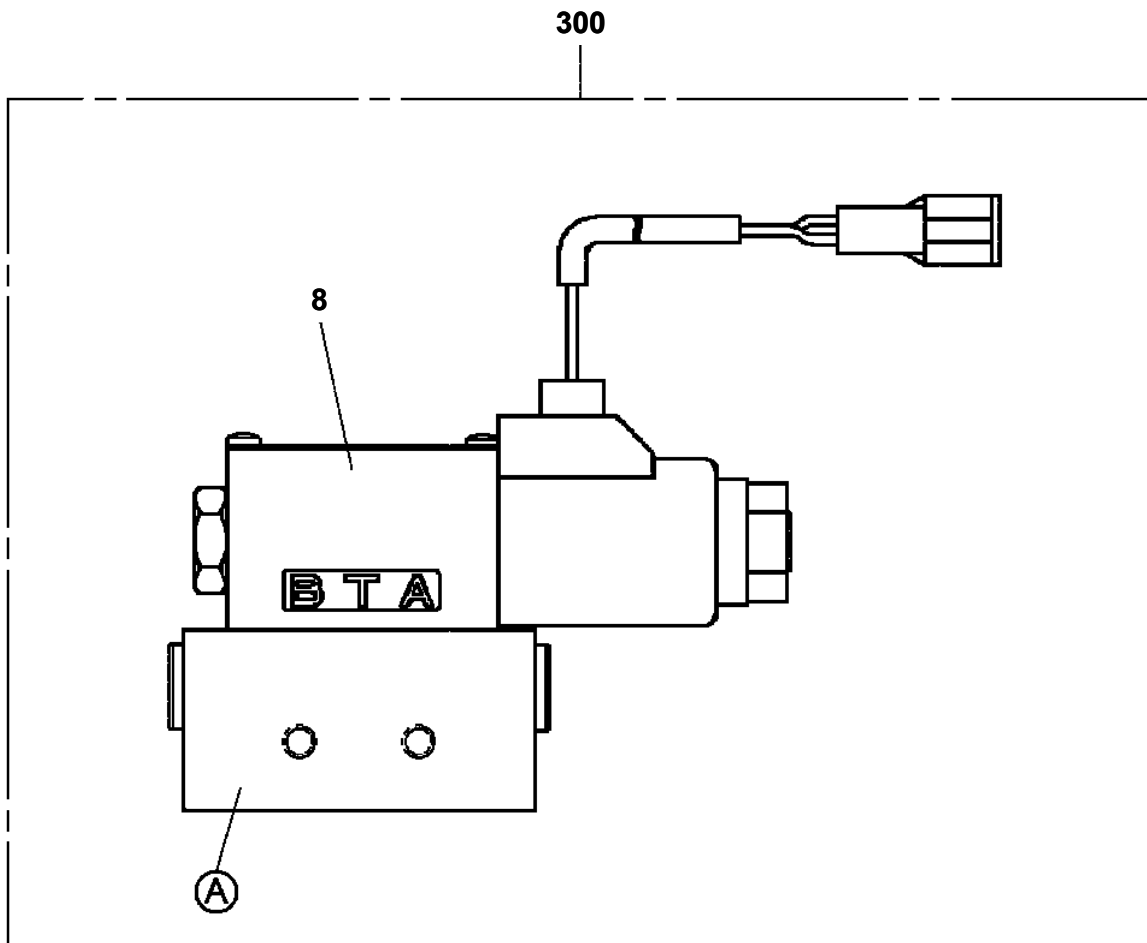
1



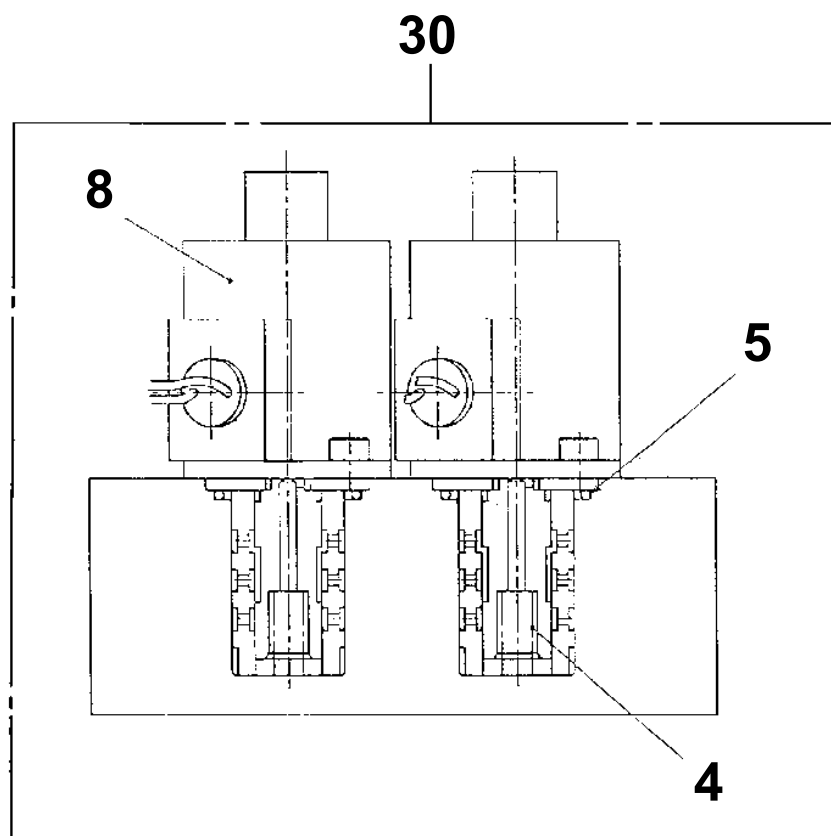
TR-250M-6-00104 4 BOOM + JIB(PT),H,2M2D

Pos No.	Parts No	Parts Name	Qty	Unit	Technical Data	Serial No (Start)	Serial No (End)	Remarks	Pages
2	36062575010	COVER,ROD	1						
6	36062575020	PISTON ASSY	1						
10	36062575040	ROD,PISTON	1						
20	36062015051	PACKING	1						
21	91001003000	O-RING	1		S30				
22	36062045050	PACKING	1						
25	36062015080	PACKING	2						
26	36062015070	PACKING	1						
27	36062045090	RING,WEAR	1						
28	91002903500	O-RING	1		1B G35				
41	36062575030	PACKING SET	1						
50	36062570000	CYLINDER,AIR	1						

TR-250M-6-00104 4 BOOM + JIB(PT),H,2M2D
PI1120138-04 VALVE,SOLENOID

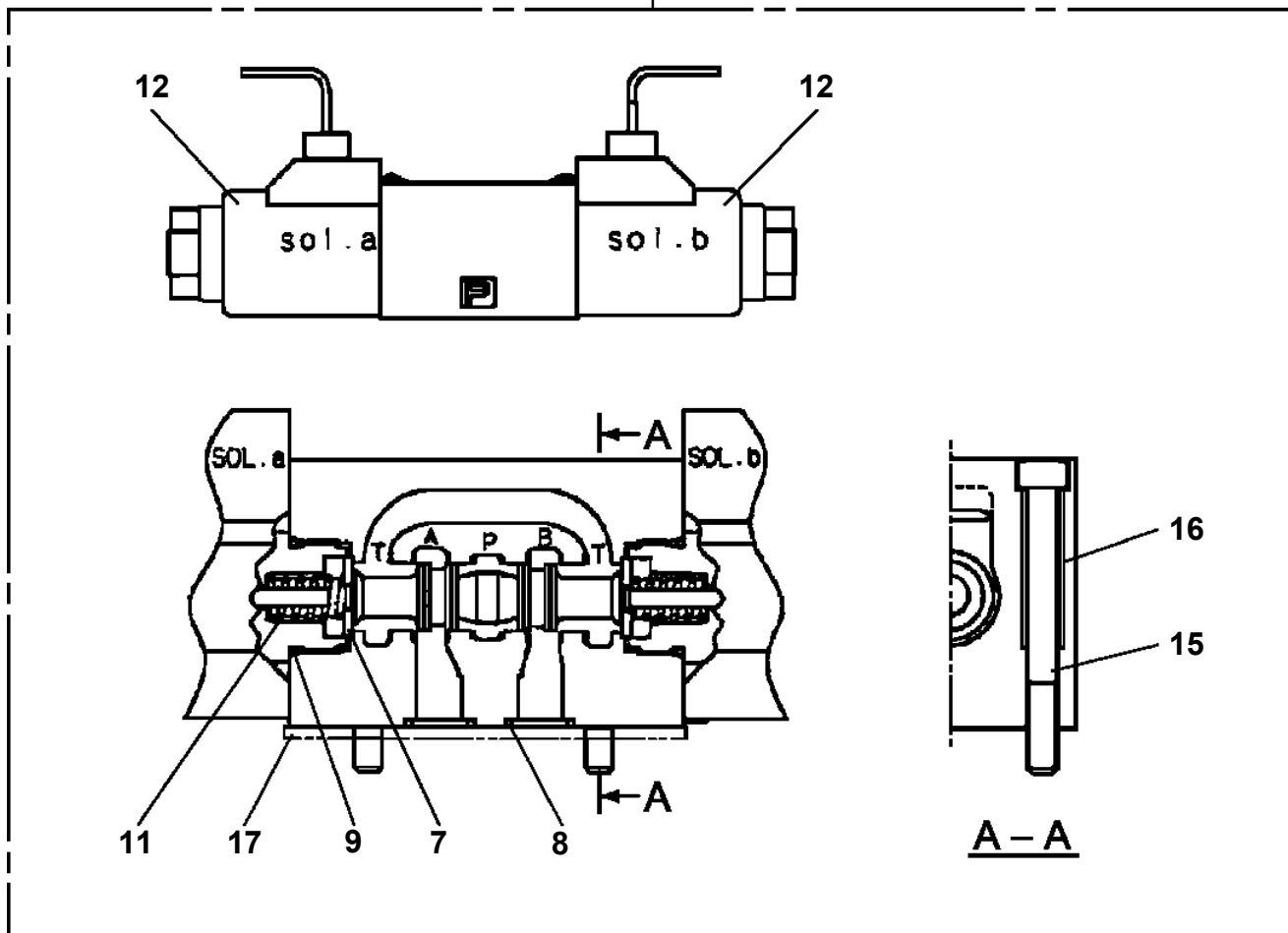


TR-250M-6-00104 4 BOOM + JIB(PT),H,2M2D
PI1120178-00 VALVE,SOLENOID

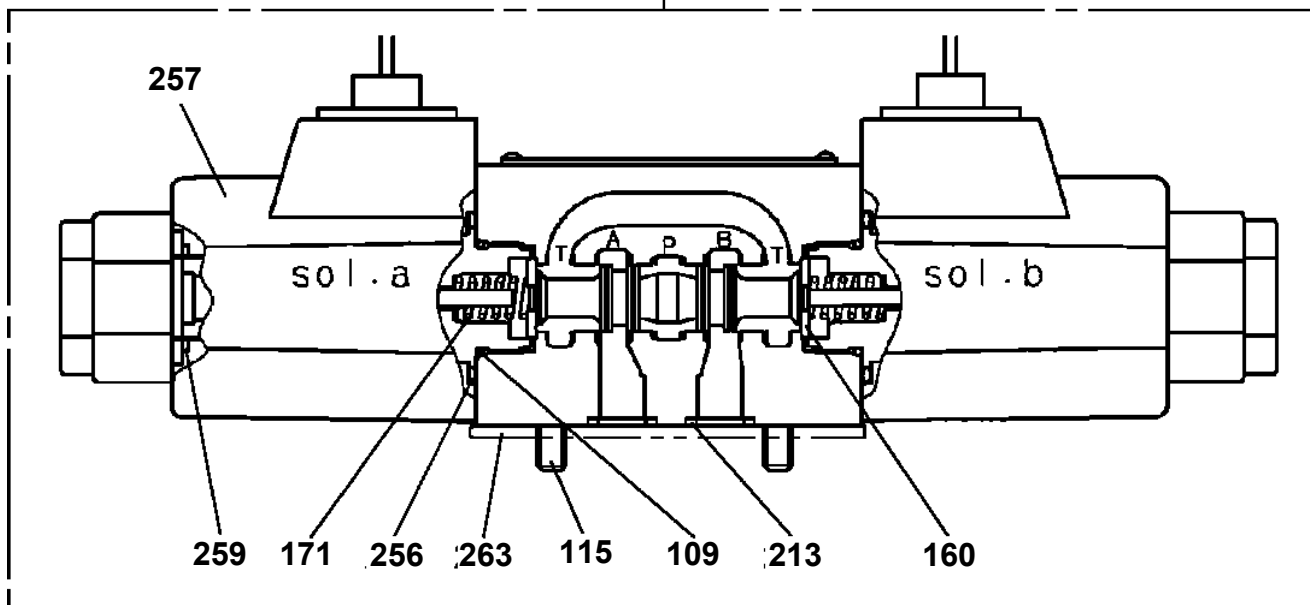


TR-250M-6-00104 4 BOOM + JIB(PT),H,2M2D
 PI1120234-01 VALVE,SOLENOID (UCHIDA)

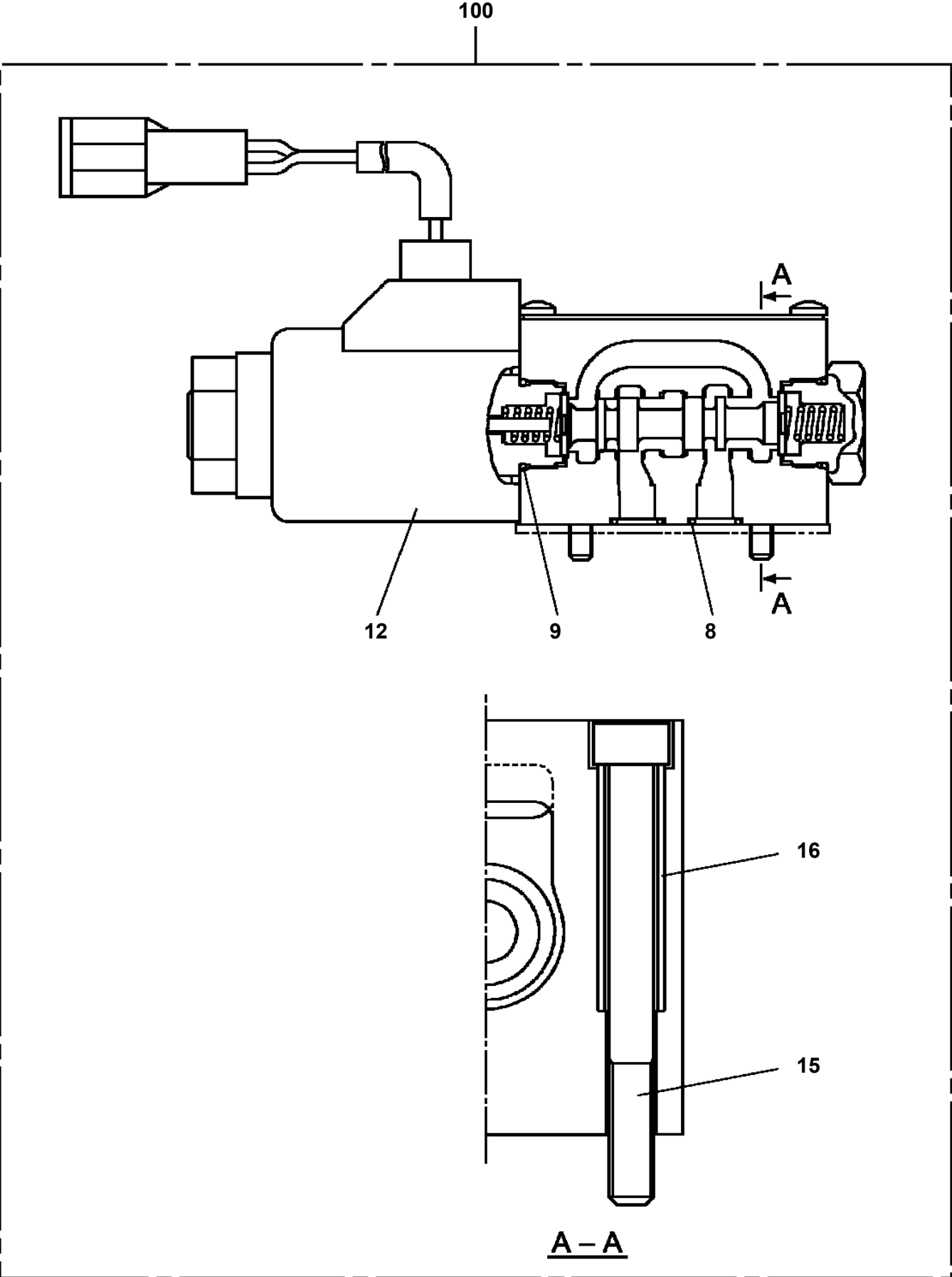
300



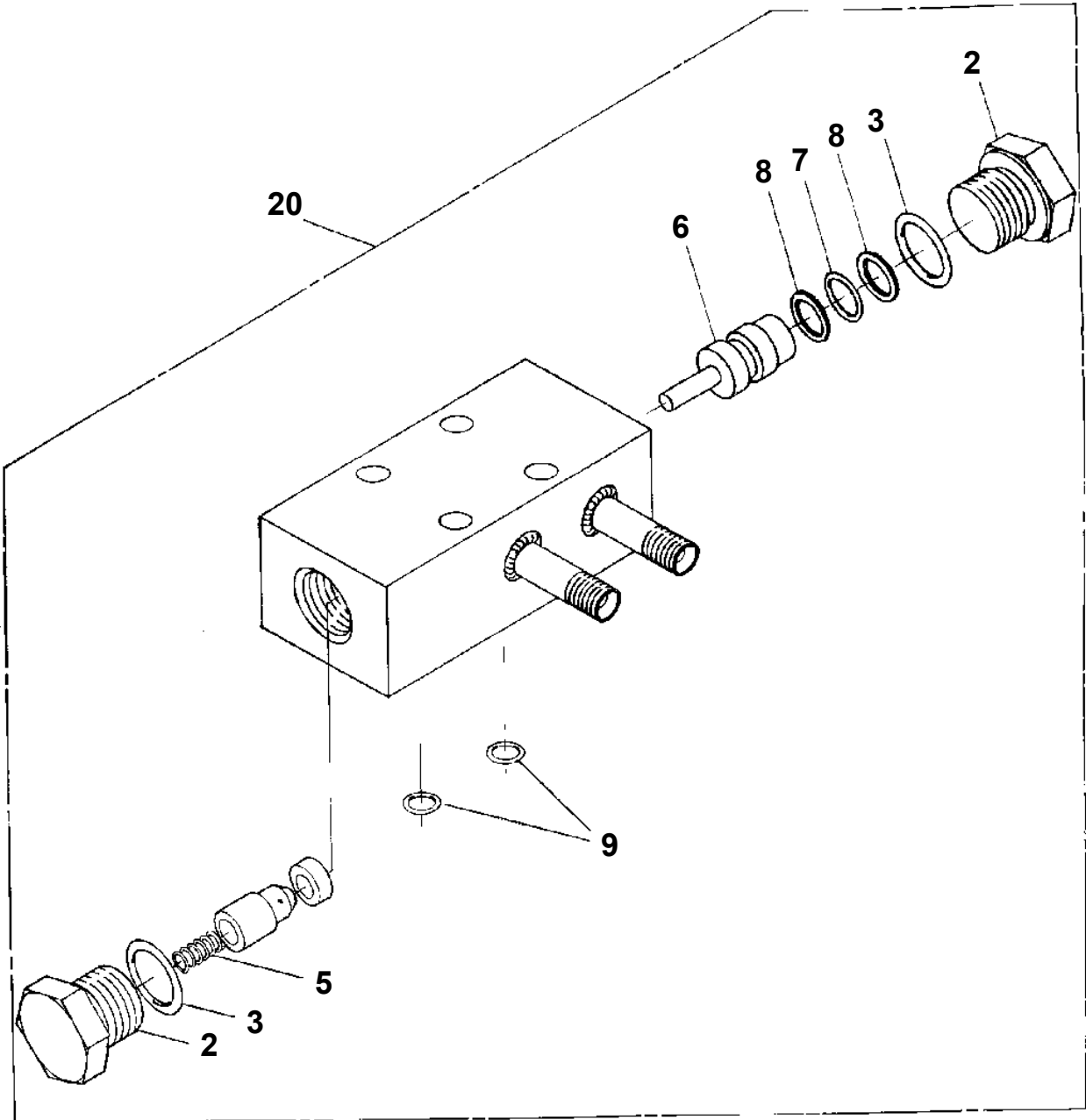
300



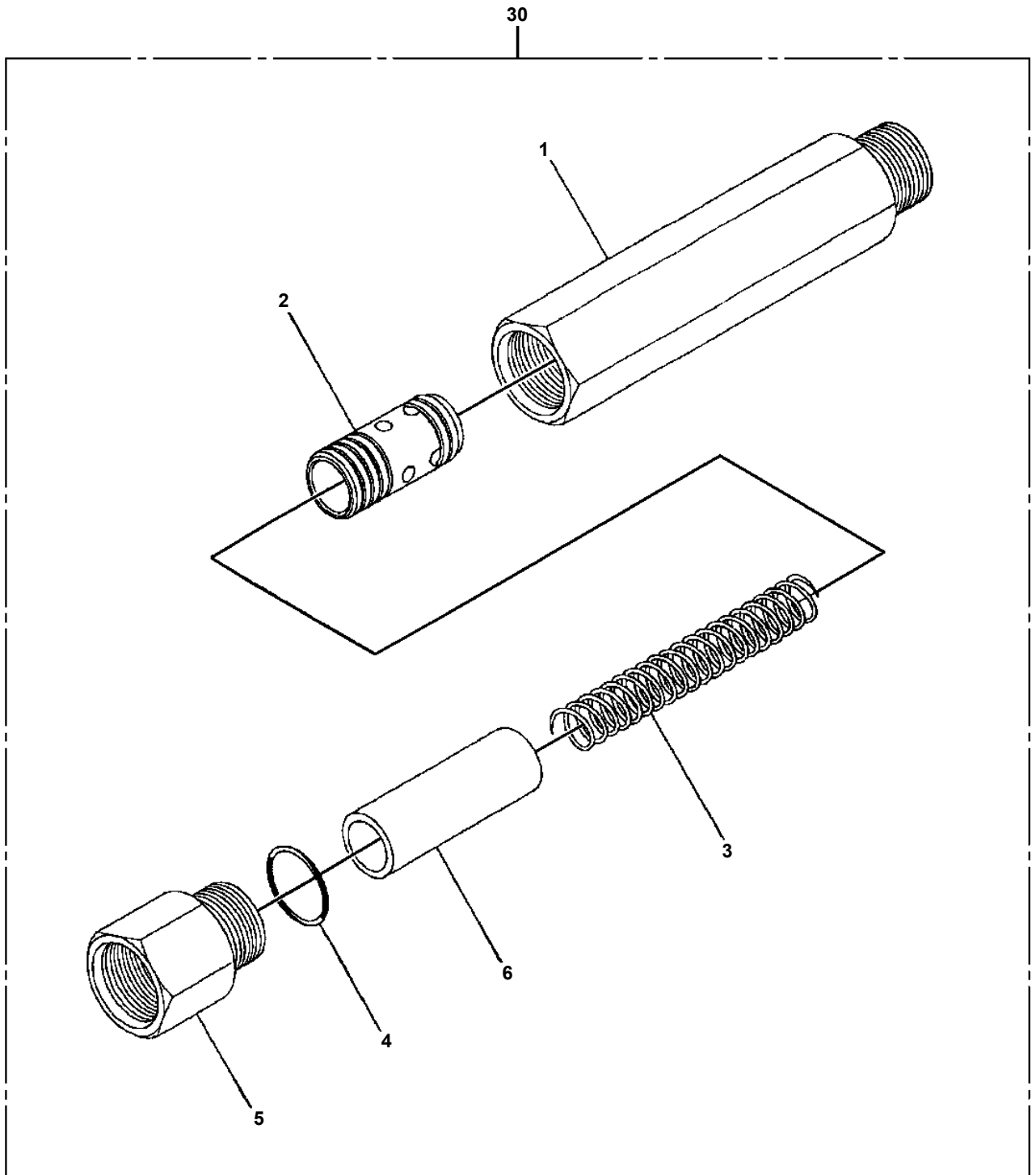
TR-250M-6-00104 4 BOOM + JIB(PT),H,2M2D
PI1120344-00 VALVE,SOLENOID



TR-250M-6-00104 4 BOOM + JIB(PT),H,2M2D
PI1140042-00 VALVE,CHECK



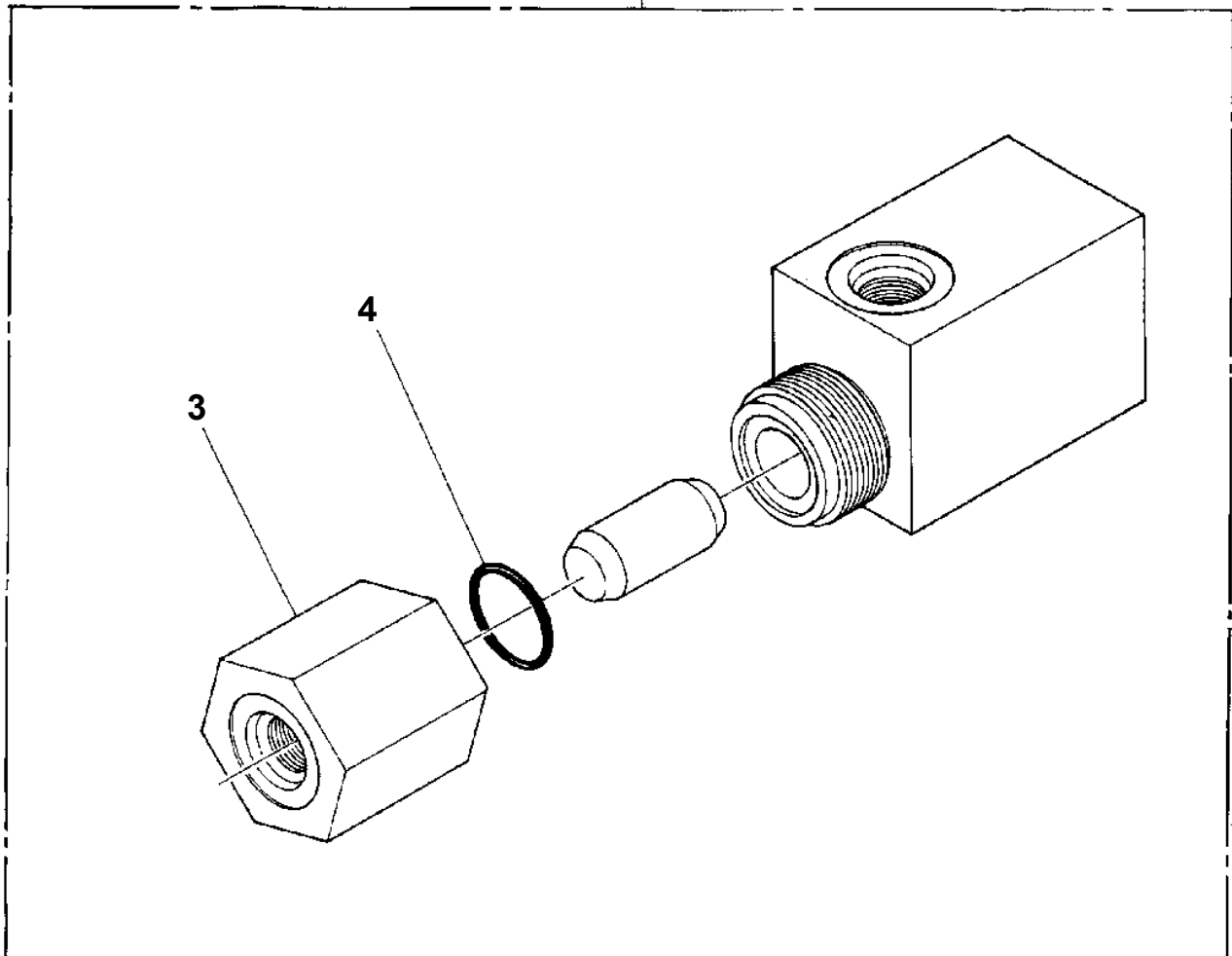
TR-250M-6-00104 4 BOOM + JIB(PT),H,2M2D
PI1140116-01 VALVE,CHECK



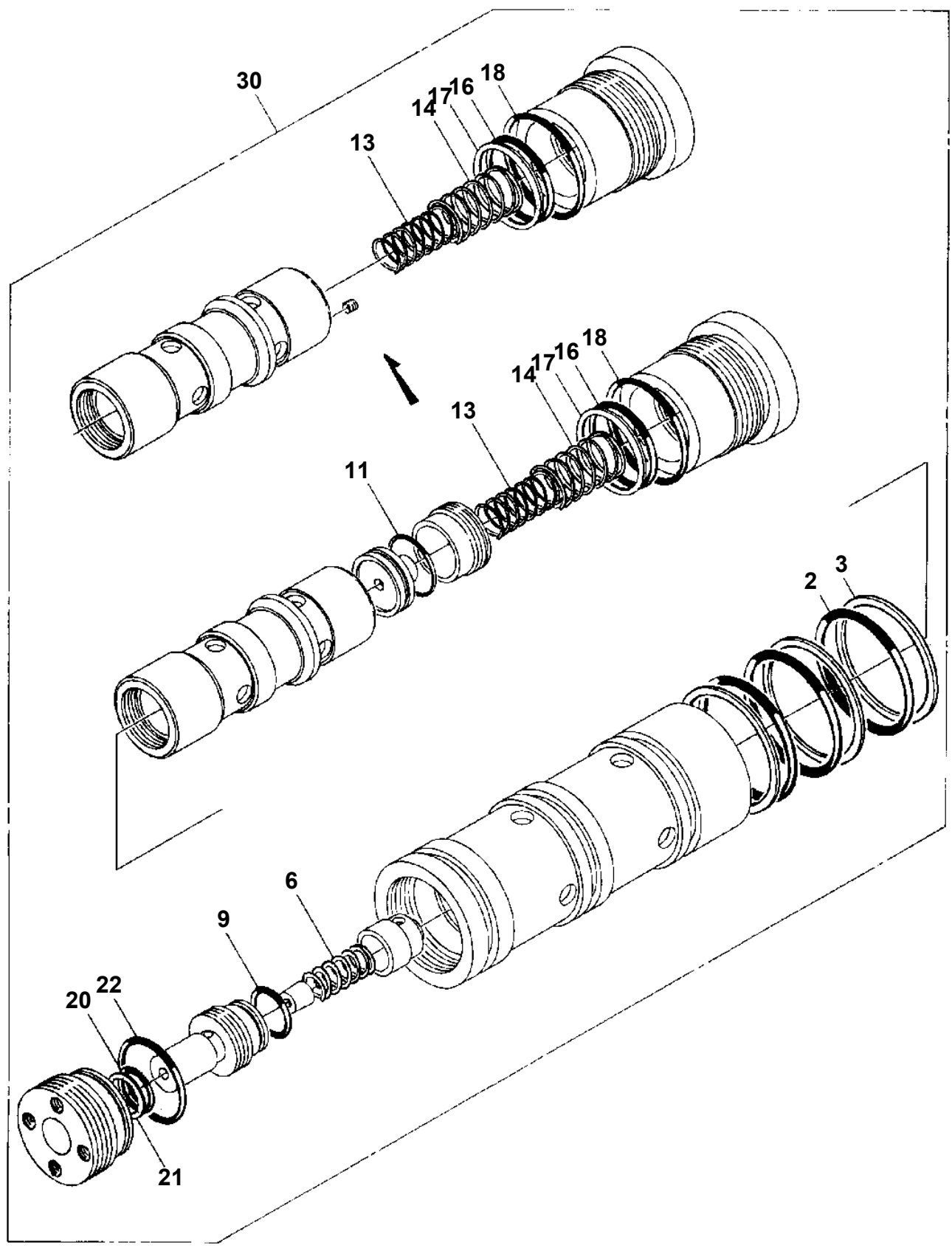
TR-250M-6-00104 4 BOOM + JIB(PT),H,2M2D
PI1230005-00 VALVE,SHUTTLE

ASSEMBLY NAME VALVE, SHUTTLES

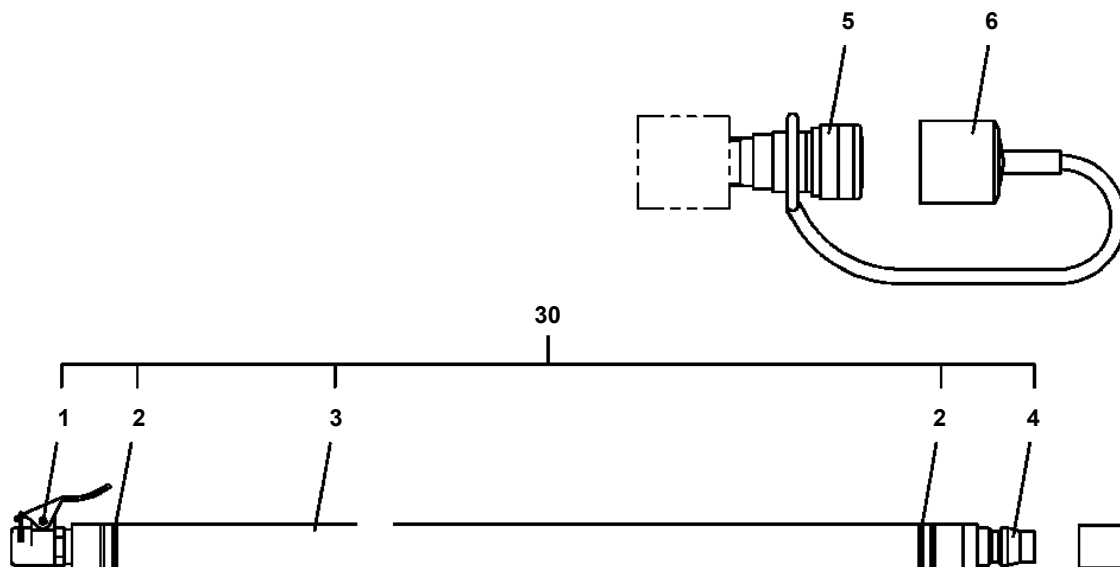
10



TR-250M-6-00104 4 BOOM + JIB(PT),H,2M2D
PI1260011-02 CARTRIDGE, COUNTERBALANCE



TR-250M-6-00104 4 BOOM + JIB(PT),H,2M2D
PI5140001-00 INFLATOR,AIR



TR-250M-6-00104 4 BOOM + JIB(PT),H,2M2D

Pos No.	Parts No	Parts Name	Qty	Unit	Technical Data	Serial No (Start)	Serial No (End)
1	34250880102	SEAT ASSY	1				
2	34250900100	PANEL	1				
3	34250940100	PANEL	1				
4	34250940201	SUPPORT	1				
5	34250880601	SUPPORT	1				
6	82400000468	TRAY,ASH	1				
7	34250880700	PANEL	1				
8	34250880800	PANEL	1				
9	34250880900	COVER	1				
10	34250881400	COVER	1				
11	34250901700	LEVEL	1				
13	34250881601	COVER	1				
15	34250881101	COVER	1				
16	34250900800	COVER	1				
17	34250940400	PANEL	1				
18	34250940500	PANEL	1				
19	34250940700	COVER	1				
20	34250940801	COVER	1				
21	34250882001	COVER	1				
22	34250940600	COVER	1				
24	34250882400	SUPPORT	1				
25	34250882500	SUPPORT	1				
26	34250380200	SUPPORT	1				
27	90101210022	BOLT	11		M10X22		
28	90302041001	WASHER,SPRING	11		10		
29	90303071001	WASHER,PLAIN	4		10		
30	90101208020	BOLT	4		M8X20		FB1444
	99172108020	BOLT,TAPPING	4		M8X20	FB1445	
31	90302040801	WASHER,SPRING	4		8		FB1444
32	90303070801	WASHER,PLAIN	9		8		FB1444
	90303070801	WASHER,PLAIN	6		8	FB1445	
33	80186406016	SCREW,MACHINE	24		M6X16		
34	90305260601	WASHER	24		B1-6		
35	80176405012	SCREW,MACHINE	43		M5X12		
36	90305260501	WASHER	43		B1-5		
37	80192484012	SCREW,MACHINE (WITH WASHER)	1		M4X12		
38	80192485014	SCREW,MACHINE (WITH WASHER)	2		M5X14		
39	80192486014	SCREW,MACHINE (WITH WASHER)	7		M6X14		
40	90303360501	WASHER,PLAIN	3		5		
41	90203240500	NUT	3		M5		
42	90240240500	NUT,CAP	3		M5		
43	37001200180	SPRING	3				
44	90101206014	BOLT	4		M6X14		FB1444
	99172106012	BOLT,TAPPING	4		M6X12	FB1445	
45	90302040601	WASHER,SPRING	4		6		FB1444
46	34250360200	BELT	1				
47	82100000957	GROMMET	3		SG-38A		
48	99164408020	BOLT (M8X20,WITH WASHER)	6				
49	82100002551	PLUG	1				FB1348
	82100002551	PLUG	3			FB1349	
50	90201201000	NUT	1		M10		
62	82400000203	GROMMET	1		L=250		
63	82400000202	GROMMET	1				

CLICK HERE TO **DOWNLOAD** THE COMPLETE MANUAL

- Thank you very much for reading the preview of the manual.
- You can download the complete manual from: www.heydownloads.com by clicking the link below



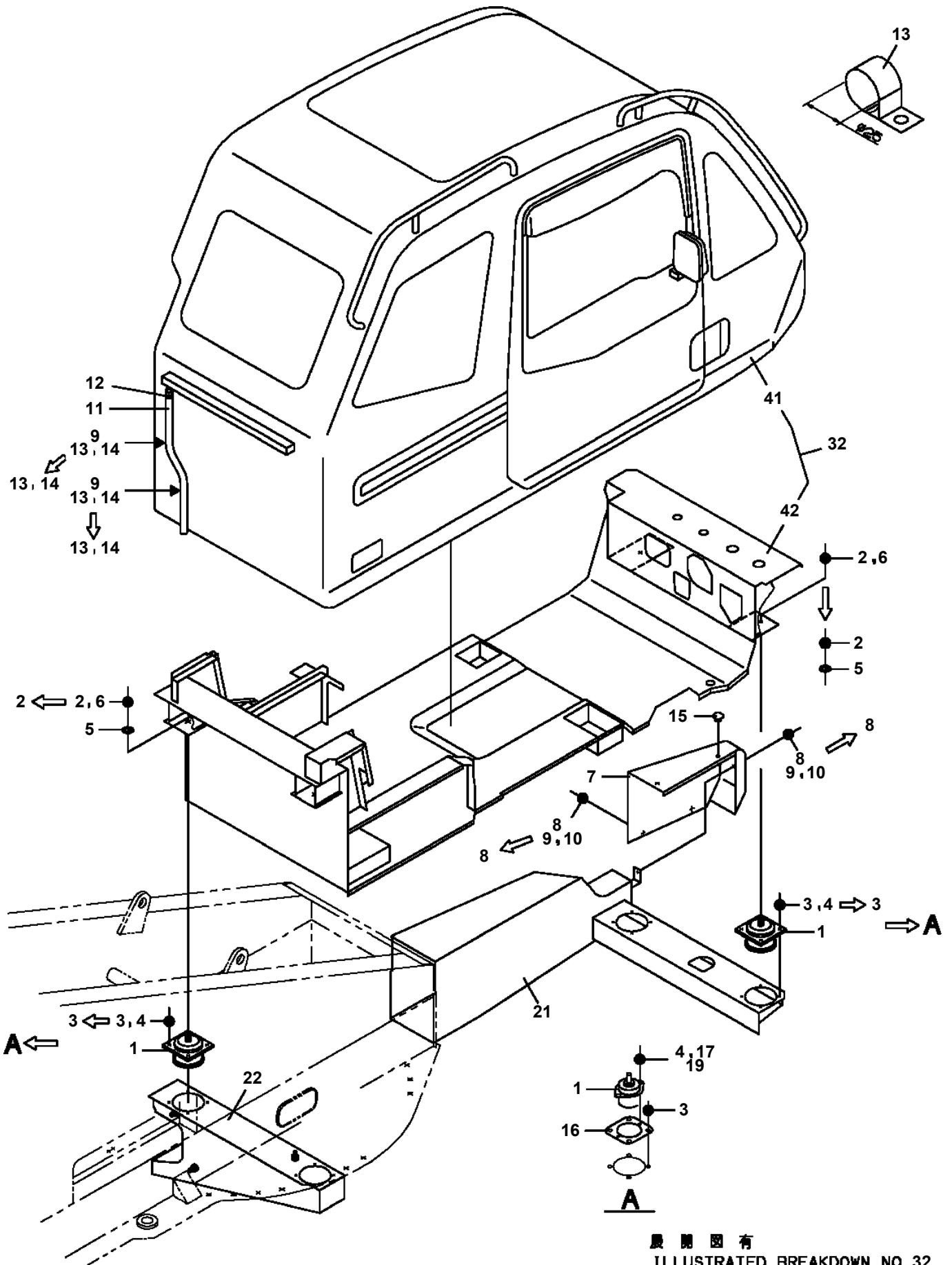
- Please note: If there is no response to CLICKING the link, please download this PDF first and then click on it.

CLICK HERE TO **DOWNLOAD** THE COMPLETE MANUAL

TR-250M-6-00104 4 BOOM + JIB(PT),H,2M2D

Pos No.	Parts No	Parts Name	Qty	Unit	Technical Data	Serial No (Start)	Serial
391	34260657580	BOLT,HEXAGON SOCKET(WITH WASHER)	5		M8X16		
392	80192486016	SCREW,MACHINE	8		M6X16		
393	34260657590	SCREW,MACHINE (WITH PW)	1		M5X16		
394	80185306012	SCREW,MACHINE	5				
395	80192486012	SCREW,MACHINE	12		M6X12		
396	34260657600	BOLT (WITH WASHER)	3		M8X25		
397	90303070501	WASHER,PLAIN	1		5		
398	80136015010	PIN,SPLIT	1		1.5X10		
400	90925040121	SCREW,TAPPING	1				
401	34260657610	SCREW,MACHINE (WITH PW)	10		M4X10		
402	34260657620	SCREW,MACHINE (WITH PW)	3		M6X16		
403	34260657630	BOLT (WITH WASHER))	2		M10X30		
404	80601110120	RING,RITAINING	1		S12		
405	90303071201	WASHER,PLAIN	2		12		
406	34260657640	SCREW,MACHINE (WITH SW,PW)	22		M6X16		
407	34260657650	SCREW,MACHINE	14		M6X16		
408	90305000601	WASHER	14		6		
409	34260657660	SCREW,MACHINE (WITH PW)	4		M5X25		
410	80613110050	RING,RETAINING	1				
411	34260657670	BOLT (WITH WASHER)	2		M8X20		
413	80192484016	SCREW,MACHINE	13		M4X16		
414	80192486010	SCREW,MACHINE	2		M6X10		
417	90240200600	NUT,CAP	11		M6		
418	34260657680	BOLT,HEXAGON SOCKET(WITH WASHER)	5		M8X16		
419	80192485016	SCREW,MACHINE	7		M5X16		
422	34260657690	SCREW,MACHINE	2		M8X35		
430	34260657700	SCREW,MACHINE (WITH PW)	10		M4X14		
433	34260657710	SCREW,MACHINE (WITH PW)	10		M5X12		
437	34260657720	SCREW,MACHINE	2		M5X16		
438	99172106016	BOLT,TAPPING	2		M6X16		
439	80192484012	SCREW,MACHINE (WITH WASHER)	4		M4X12		
443	90180106012	BOLT,BUTTON	6		M6X12		
444	34260657730	SCREW,MACHINE (WITH PW)	2		M6X10		
445	34260657740	SCREW,MACHINE	4		M5X16		
460	34260239910	LINK ASSY (WIPER)	1				
471	34260581310	SUPPORT	1				
474	34260581340	SCREW,TAPPING	3				
475	82100002261	CONNECTOR (2POLES,MALE)	1				
476	82100002256	TERMINAL	2				
477	33260015170	NUT (WITH RUBBER)	1		M6		
478	33260495130	PACKING	1				

TR-250M-6-00104 4 BOOM + JIB(PT),H,2M2D
 PK1410005-05 MOUNT,CAB

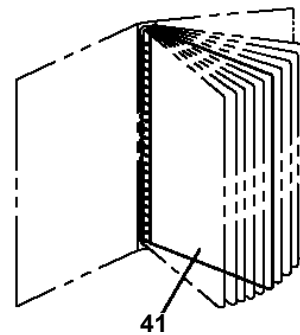
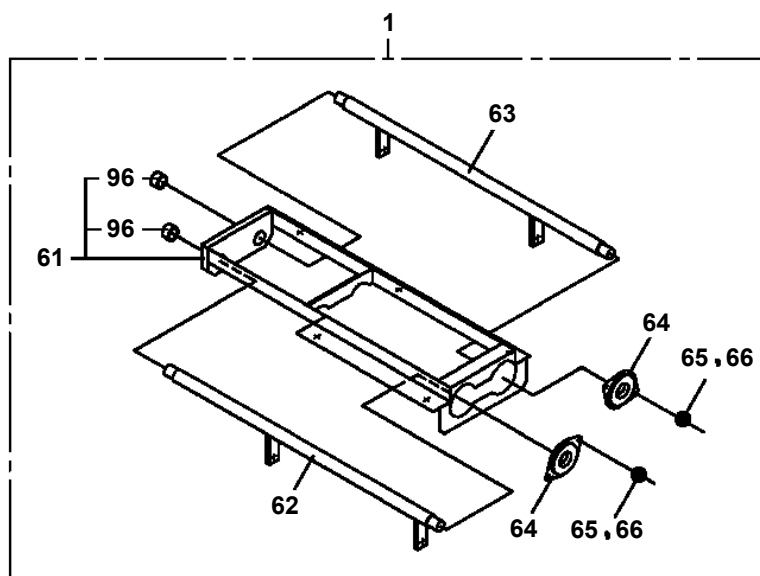
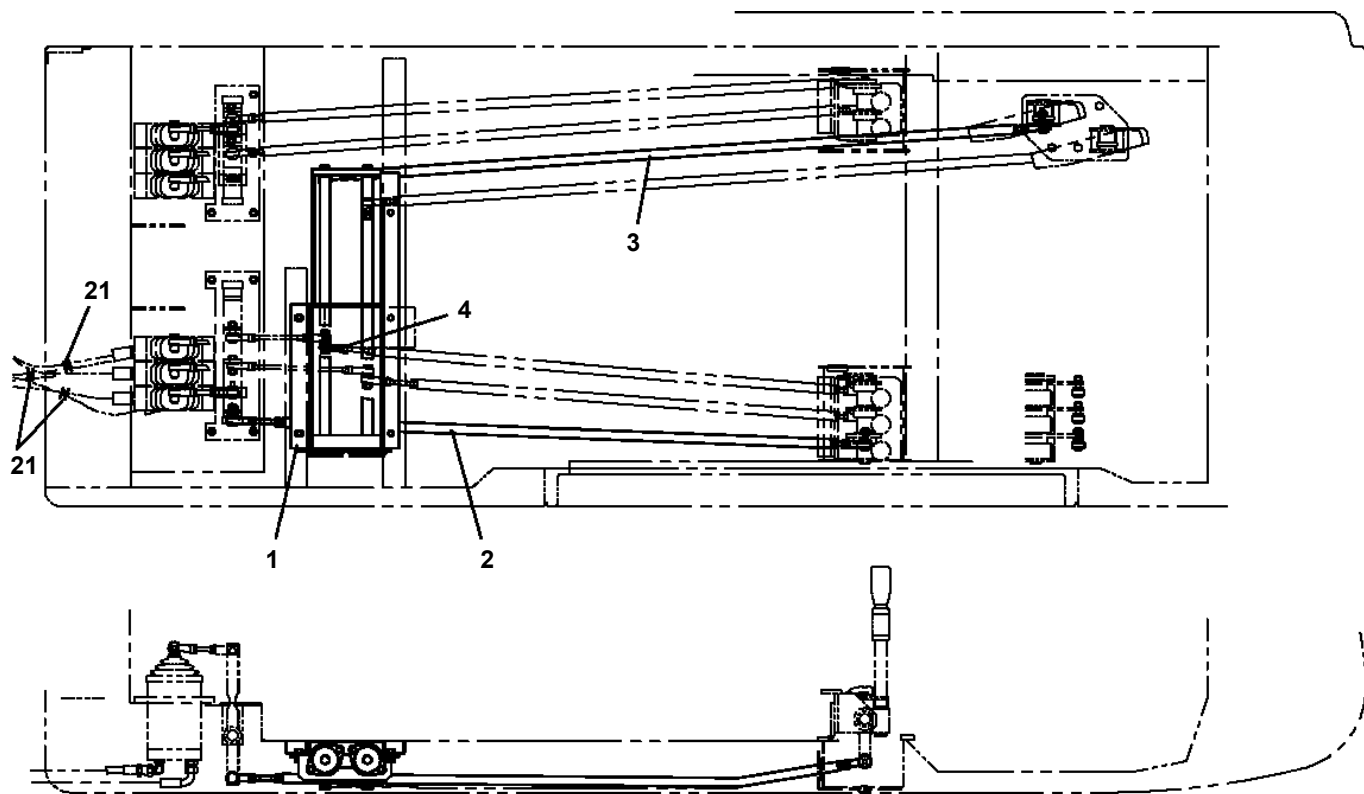


展開圖有
 ILLUSTRATED BREAKDOWN NO.32

TR-250M-6-00104 4 BOOM + JIB(PT),H,2M2D

Pos No.	Parts No	Parts Name	Qty	Unit	Technical Data	Serial No (Start)	Serial No (End)
1	36636390000	VALVE,CONTROL (RIGHT)	2				
2	34321452000	LEVER ASSY	1				
3	34321453000	LEVER ASSY	1				
4	34321314000	SUPPORT	1				
5	37000118170	PIN	1				
6	80136320016	PIN,SPLIT	1		2X16		
7	90303070801	WASHER,PLAIN	17		8		
8	34321310200	ROD ASSY	2				
9	34321296500	ROD ASSY	1				
10	34321320100	ROD ASSY	1				
11	34321310500	ROD ASSY	1				
12	34321310600	ROD ASSY	1				
13	34321310700	ROD ASSY	1				
14	34321310800	ROD ASSY	1				
15	34321310900	ROD ASSY	1				
16	90101208020	BOLT	24		M8X20		
17	90302040801	WASHER,SPRING	46		8		
18	34321310100	ROD ASSY	6				
20	90101208030	BOLT	11		M8X30		
21	90101208025	BOLT	8		M8X25		
22	34321311200	COVER	1				
23	34350002100	CAP	2				
24	90101206016	BOLT	10		M6X16		
25	90302040601	WASHER,SPRING	24		6		
26	(*****)	LEVER,CONTROL (TDN,RIGHT)	1				
27	(*****)	LEVER,CONTROL (TDN,LEFT)	1				
28	34321370100	COVER	1				
29	34321293500	PEDAL ASSY	1				
30	90201200800	NUT	9		M8		
31	90101208040	BOLT	2		M8X40		
33	82100000920	GROMMET	2				
34	34321290501	COVER	1				
35	80186406016	SCREW,MACHINE	8		M6X16		
36	90305260601	WASHER	8		B1-6		
37	82100002033	CLAMP	1				
38	34321292501	SUPPORT ASSY	1				
39	34321290700	SUPPORT	1				
40	90303070601	WASHER,PLAIN	14		6		
41	90101208035	BOLT	1		M8X35		
42	90101206012	BOLT	14		M6X12		
43	34321290601	COVER	1				
44	34321293001	SUPPORT ASSY	1				
45	34321290800	SUPPORT	1				
46	80400160127	JOINT	6				
47	91002801100	O-RING	6		1B P11		
48	80430620400	JOINT	6				
49	36672460000	FILTER (NIPPLE TYPE)	2				
50	80441010904	FITTING (WITH O-RING)	2		S G1/4-12.7		
52	82100002002	CLAMP	1		WR6		
53	37000310510	SPACER	1		L=8		
54	37002217400	PLATE,NAME(APPARATUS EQUIPMENJ PEDAL)	1				
55	91810130240	FASTENER	1				
56	34321370050	CUSHION	1				
65	37000166340	PIN	1				
66	90101208016	BOLT	4		M8X16		
67	90302040801	WASHER,SPRING	11		8		
68	37000515590	PLATE	4		T=0.5		
75	37000110040	PIN	1				
81	34321314400	SUPPORT	1				
82	34321314100	LEVER	1				
83	34321314200	LEVER	1				
84	80566000005	BEARING,BALL	2				
85	90101206012	BOLT	4		M6X12		

TR-250M-6-00104 4 BOOM + JIB(PT),H,2M2D
PL1011125-00 OPE.ASSY,CONT.VALVE (ISO MAIN/AUX.WINCH)



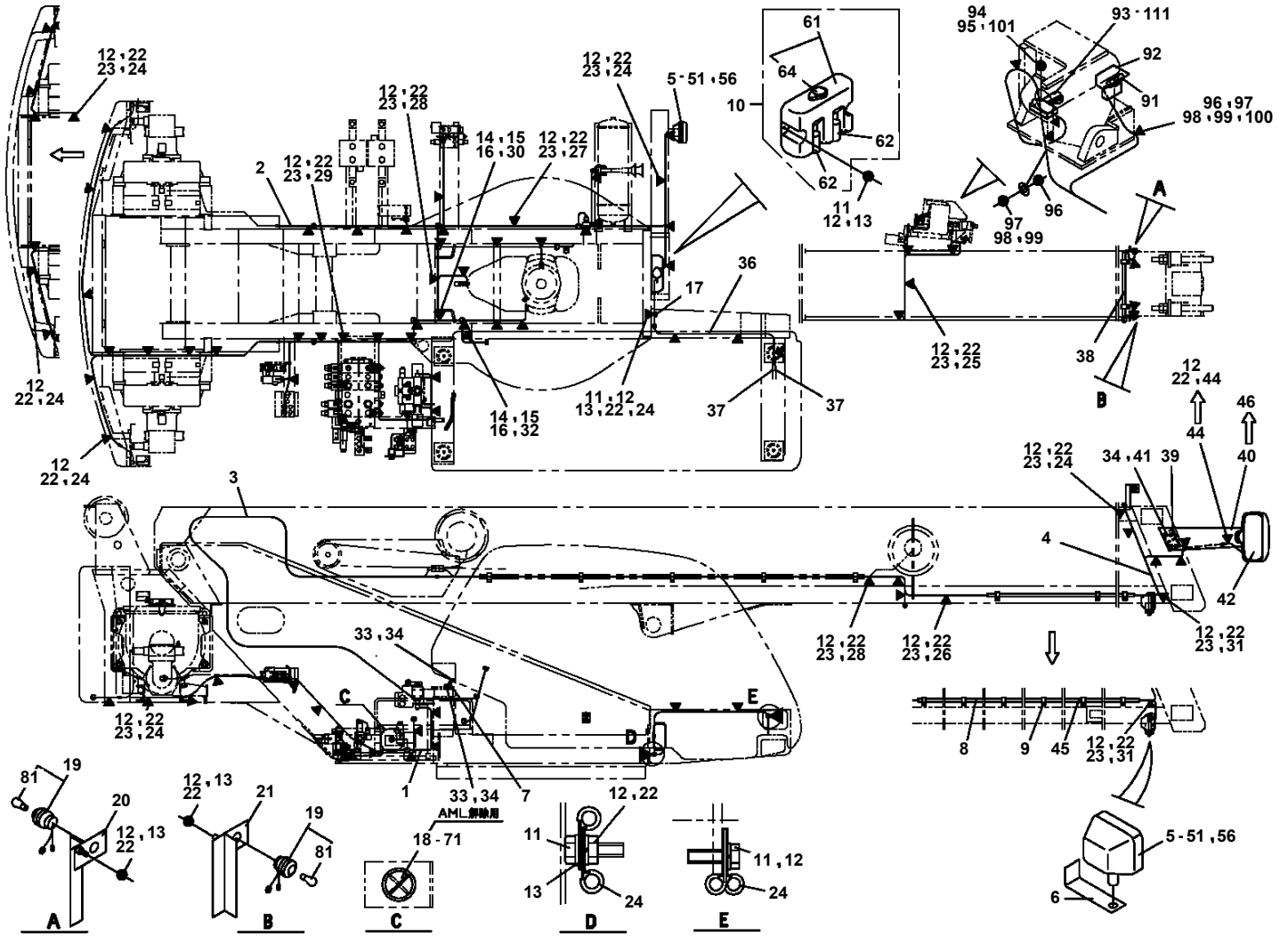
TR-250M-6-00104 4 BOOM + JIB(PT),H,2M2D

Pos No.	Parts No	Parts Name	Qty	Unit	Technical Data	Serial No (Start)	Serial No (End)	Remarks
1	34321292100	LEVER ASSY	1					
2	34321291500	LEVER	2					
3	37000118050	PIN	1					
4	90101208012	BOLT	1		M8X12			
5	90302040801	WASHER,SPRING	1		8			
6	34321292301	SUPPORT	1					
7	37000515590	PLATE	2		T=0.5			
8	37000515600	PLATE	1		T=1.0			
9	34321291700	GEAR	2					
10	90172105014	BOLT,HEXAGON SOCKET	4		M5X14			
11	90302040501	WASHER,SPRING	4		5			
12	34321291800	LEVER ASSY	1					
13	80601110300	RING,RITAINING	2		S30	FB1837	FB3112	
21	34320904200	KNOB (RED)	1				FB5862	
22	34321291110	ROD	2					
23	90710006060	SCREW,SET	2		M6X6			
24	90203501200	NUT	2		M12		FB2890	
	37001601520	NUT	2		M12	FB2891		
25	32320110250	NUT (BLACK)	2					
26	33320001450	SLEEVE	2					
27	34321291121	GEAR	2					
28	90172106012	BOLT,HEXAGON SOCKET	4		M6X12			
29	90302040601	WASHER,SPRING	4		6			
30	34321291200	ROD	2					
31	37001201110	SPRING	2					
32	37000515600	PLATE	2		T=1.0			
33	34321291300	BOSS	2					
34	80601110200	RING,RITAINING	2		S20			
35	82100001033	SWITCH,PUSH	1				FB5862	
36	82100001425	CABLE	2	M				
37	82114101020	CONNECTOR (2P,MALE)	2					
38	82111101010	TERMINAL	4					
39	82121102020	HOLDER	2					
40	82121101085	PLUG (AVS0.85)	4					
43	80801003020	BEARING,PLAIN	2					
51	34320904300	KNOB	1					
73	80801002015	BEARING,PLAIN	8					

TR-250M-6-00104 4 BOOM + JIB(PT),H,2M2D

Pos No.	Parts No	Parts Name	Qty	Unit	Technical Data	Serial No (Start)	Serial No (End)	Remarks
7	36870327510	VALVE (GUIDE)	1					
11	36870327520	SEAT,VALVE	1					
12	36870327530	VALVE (STEM)	1					
19	36870327540	PLUNGER	1					
20	36870327550	RING,RETAINING	1					
31	36870327560	VALVE KIT (REPAIR KIT)	1					
41	36870327570	SPRING ASSY	1					
50	36870320000	VALVE,ACCELERATOR	1					

**TR-250M-6-00104 4 BOOM + JIB(PT),H,2M2D
PN1011918-03 ELEC.ASSY (UPPER)**



TR-250M-6-00104 4 BOOM + JIB(PT),H,2M2D

Pos No.	Parts No	Parts Name	Qty	Unit	Technical Data	Serial No (Start)	Serial No (End)	Remarks	Pages
1	34951022100	HARNESS	1						
2	90190000008	BOLT,STUD	12		M6X20				
3	90201200600	NUT	12		M6				
4	90302040601	WASHER,SPRING	12		6				
5	82100002008	CLAMP	8		WR12				
6	82100002010	CLAMP	4		WR15				
7	90303070601	WASHER,PLAIN	12		6				

TR-250M-6-00104 4 BOOM + JIB(PT),H,2M2D

Pos No.	Parts No	Parts Name	Qty	Unit	Technical Data	Serial No (Start)	Serial No (End)	Remarks
1	34930431100	BOX	1					
2	34930411200	COVER	1					
3	34930411300	COVER	1					
4	90101208012	BOLT	7		M8X12		FB2565	
	90186208014	BOLT,FLANGE	7		M8X14	FB2566		
5	90302040801	WASHER,SPRING	9		8		FB2565	
6	34930431200	RELAY ASSY	1					
7	80182306016	SCREW,MACHINE	8		M6X16			
8	90302040601	WASHER,SPRING	8		6			
9	90303070601	WASHER,PLAIN	8		6			
10	82174103527	FUSE	1		65A			
11	82161901020	RELAY	1				FB2565	
	82161901050	RELAY	1			FB2566		
12	90303070801	WASHER,PLAIN	2		8		FB2565	
13	90101208025	BOLT	2		M8X25		FB2565	
	90186208025	BOLT,FLANGE	2		M8X25	FB2566		
14	80172305010	SCREW,MACHINE	2		M5X10			
15	90302040501	WASHER,SPRING	2		5			
16	90303070501	WASHER,PLAIN	2		5			
17	82100002018	CLAMP	1		WR35			
18	34930110600	HARNES	1		15B L=250			
31	36360592010	RELAY,SAFETY	1					
32	36360752010	RELAY (ENGINE STOP)	1					
33	36360952010	RELAY (AIR HEATER)	1					
34	36360021010	RELAY (AIR HEATER)	1					
41	34930431210	PLATE	1					
42	82100002596	RELAY	1					
43	82100002597	RELAY	1					
44	90302040601	WASHER,SPRING	6		6			
45	90303070601	WASHER,PLAIN	6		6			
46	80182306012	SCREW,MACHINE	6		M6X12			
47	34930346200	BOX ASSY (FUSE)	1					
48	34930431300	BOX ASSY (FUSE)	1					
50	34930411600	HARNES (HOLDER,FUSE)	1					
51	80172304014	SCREW,MACHINE	2		M4X14			
52	90302040401	WASHER,SPRING	2		4			
53	82100000745	FUSE	2		10A,6.5X30			
54	82100000791	FUSE	1		5A,6.5X30			
55	82100000640	TERMINAL,BASE	1					
56	80172303016	SCREW,MACHINE	2		M3X16			
57	90302040301	WASHER,SPRING	2		3			
58	90303070301	WASHER,PLAIN	2		3			
59	34350003350	PLATE	1					
60	82100001404	TERMINAL	7					
61	82100001220	INSULATOR	7					
62	82100000266	DIODE	2				FB2586	
63	82100001200	DIODE	2					
64	82400000202	GROMMET	1					
65	82100002256	TERMINAL	7					
66	82100002269	CONNECTOR	1					
71	34351562510	BOX,FUSE	2					
73	82100001837	FUSE	16		5A			
94	82100001839	FUSE	7		10A.RED			
95	82100001840	FUSE	3		15A,BLUE			
96	82100001841	FUSE	2		20A,YELLOW			
101	82100001918	HOLDER,FUSE	1					

TR-250M-6-00104 4 BOOM + JIB(PT),H,2M2D

Pos No.	Parts No	Parts Name	Qty	Unit	Technical Data	Serial No (Start)	S
1	36170235010	BOARD,CPU	1				
2	36170205020	BOARD,I/O	1				
8	(*****)	P-ROM	1				
30	36170231000	TRANSMITTER,MULTIPLEX DATA (WITHOUT ROM)	1				
50	36170240000	TRANSMITTER,MULTI. DATA (UPPER)	1				

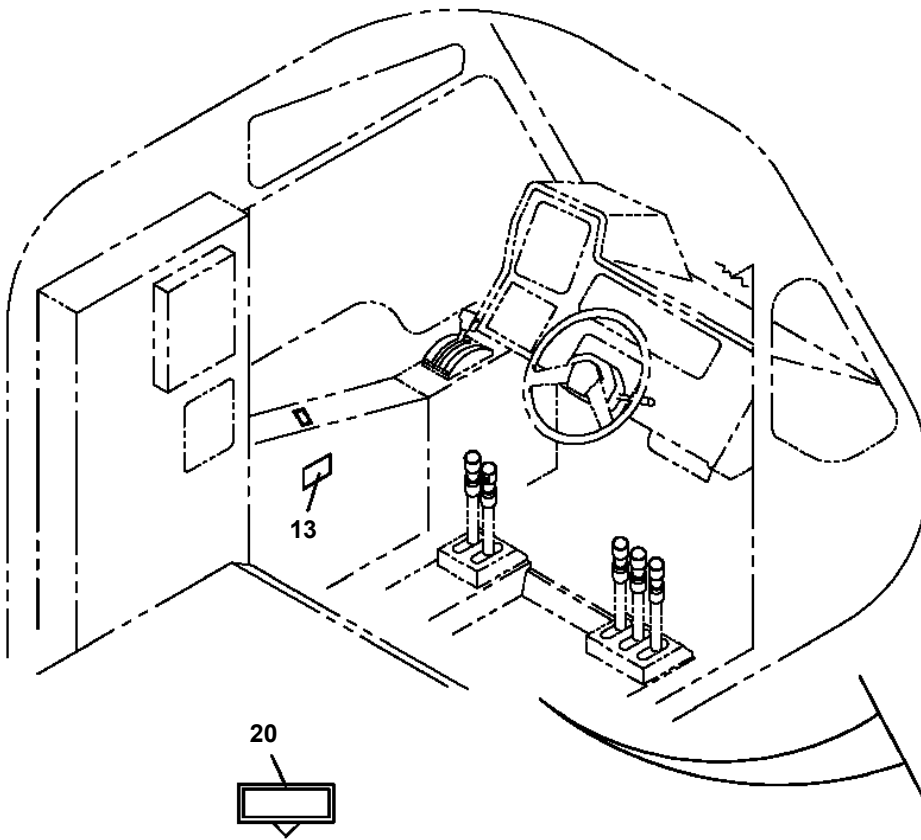
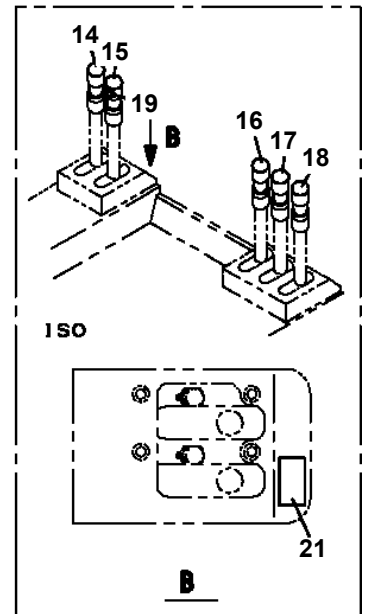
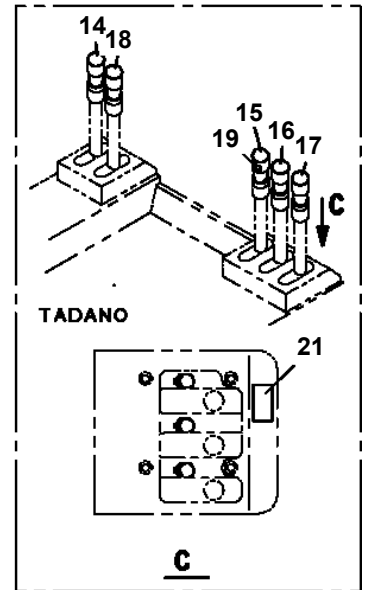
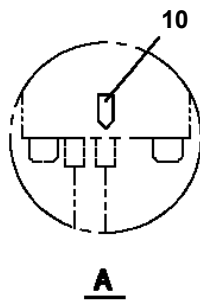
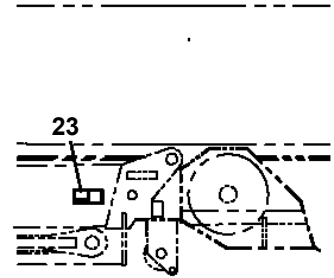
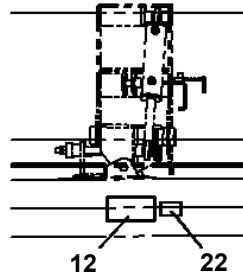
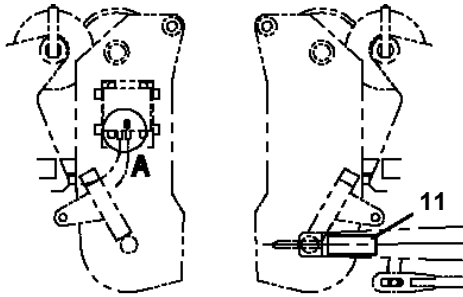
TR-250M-6-00104 4 BOOM + JIB(PT),H,2M2D

Pos No.	Parts No	Parts Name	Qty	Unit	Technical Data	Serial No (Start)	Serial No (End)	Remarks
1	34930096000	BATTERY (YUASA,170F51)	1					

TR-250M-6-00104 4 BOOM + JIB(PT),H,2M2D

Pos No.	Parts No	Parts Name	Qty	Unit	Technical Data	Serial No (Start)	Serial No (End)	Re
100	37010000010	BATTERY (HYUNDAI ENERCELL)	1					

**TR-250M-6-00104 4 BOOM + JIB(PT),H,2M2D
PO1012494-04 PLATE ASSY,NAME (UPPER 2)**



TR-250M-6-00104 4 BOOM + JIB(PT),H,2M2D

Pos No.	Parts No	Parts Name	Qty	Unit	Technical Data	Serial No (Start)	Serial No (End)	Remarks	Pages
1	34394241100	PLATE,NAME	1						

TR-250M-6-00104 4 BOOM + JIB(PT),H,2M2D

Pos No.	Parts No	Parts Name	Qty	Unit	Technical Data	Serial No (Start)	Serial No (End)	Remarks	Pages
1	34394512100	PLATE,NAME	2						

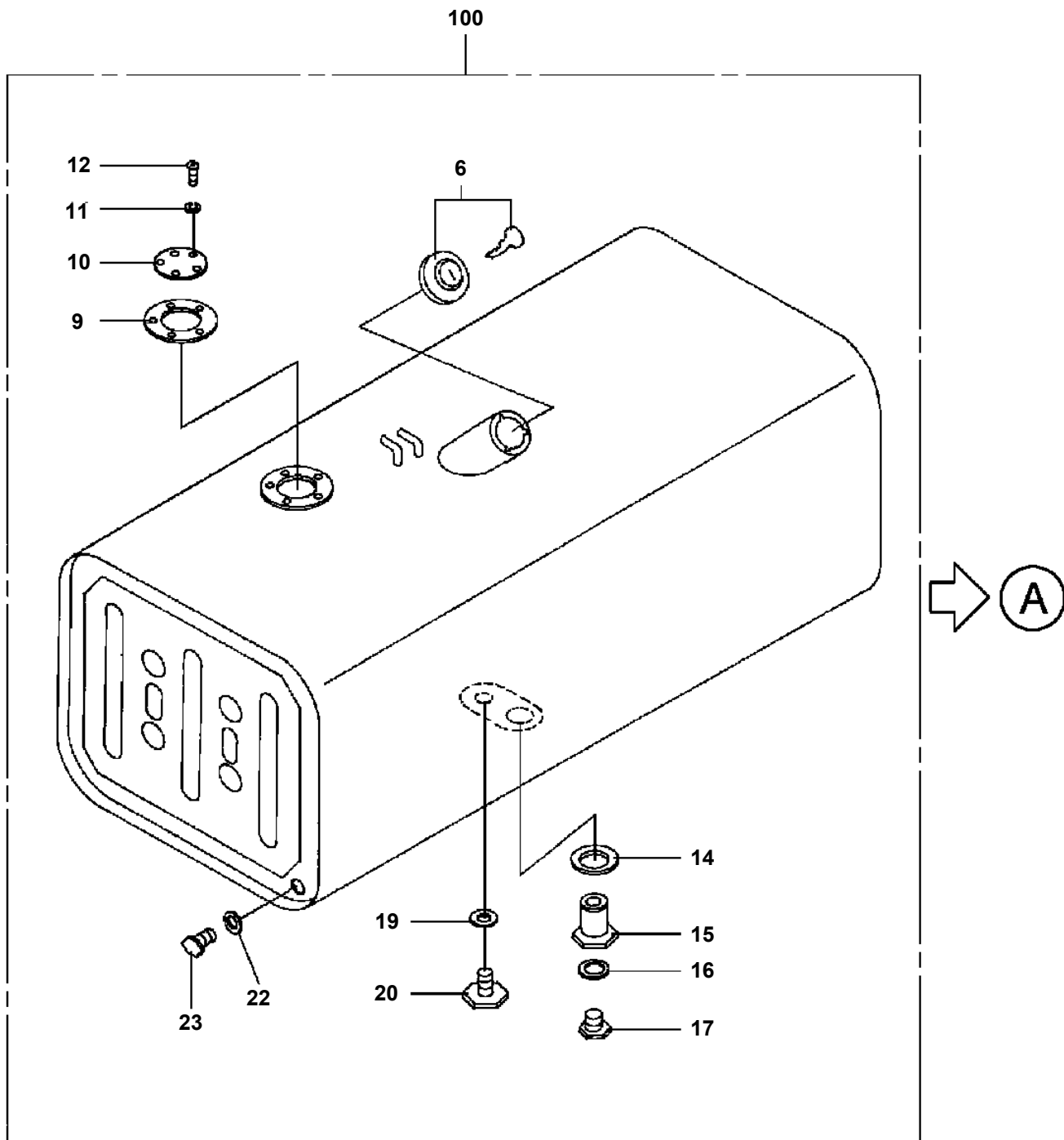
TR-250M-6-00104 4 BOOM + JIB(PT),H,2M2D

Pos No.	Parts No	Parts Name	Qty	Unit	Technical Data	Serial No (Start)	Serial No (End)	Rem
1	(*****)	PLATE,NAME (LOW NOISE MARK)	1					

TR-250M-6-00104 4 BOOM + JIB(PT),H,2M2D

Pos No.	Parts No	Parts Name	Qty	Unit	Technical Data	Serial No (Start)	Serial No (End)	Remarks	Pages
1	36360950000	ENGINE	1						

TR-250M-6-00104 4 BOOM + JIB(PT),H,2M2D
PQ1100033-02 TANK,FUEL (300L)

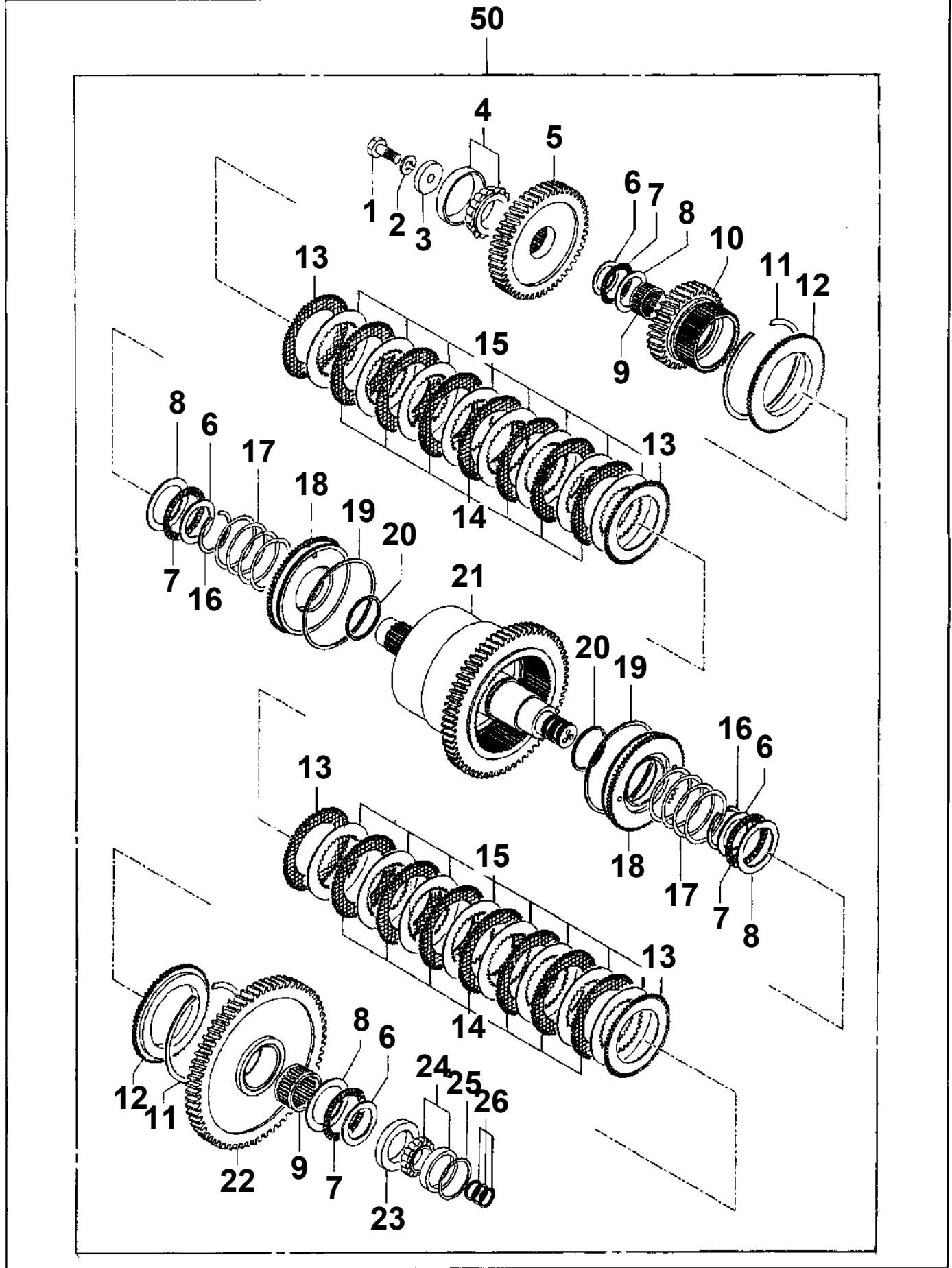


Ⓐ 部へ変更
ALTERATION TO Ⓐ

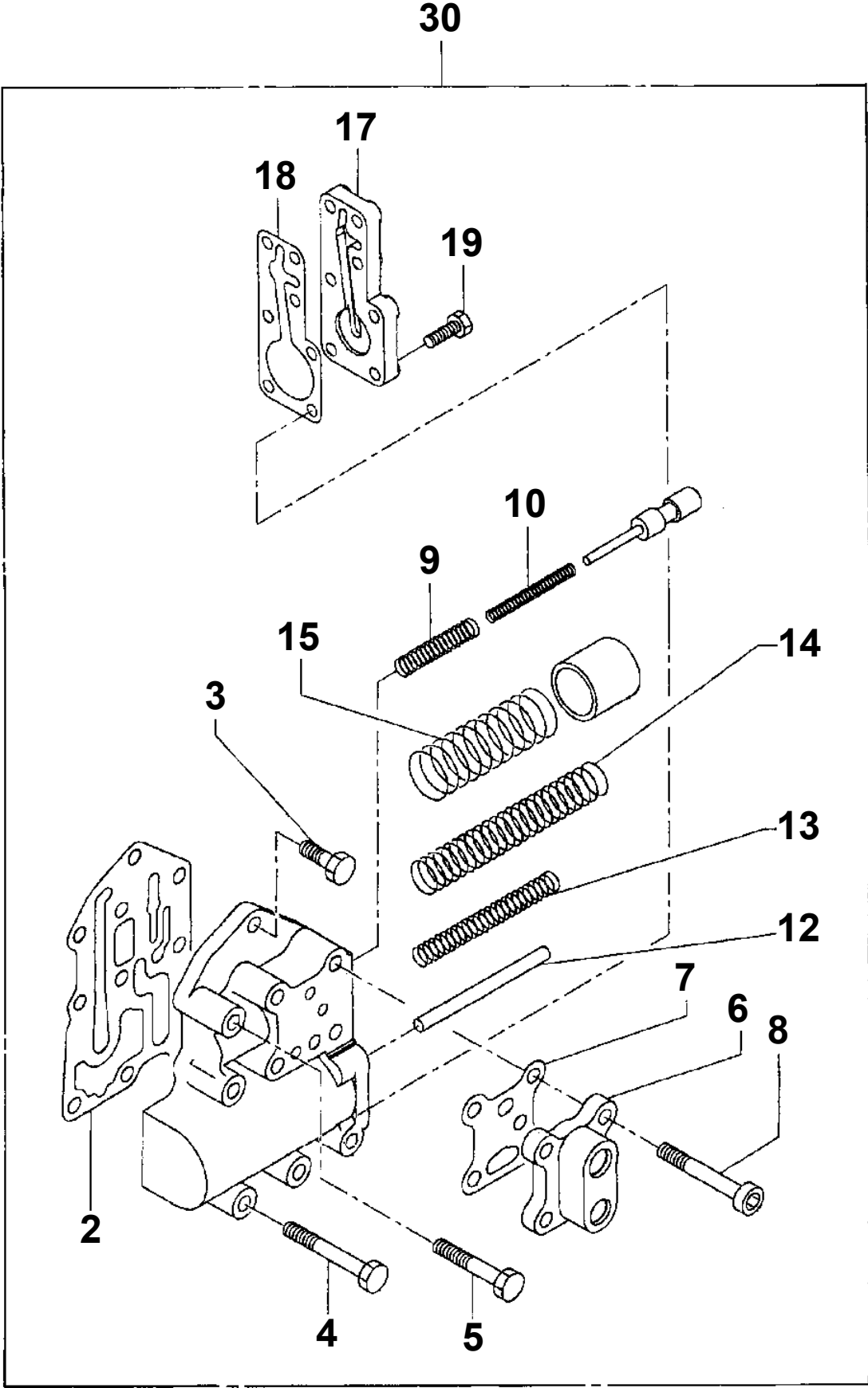
TR-250M-6-00104 4 BOOM + JIB(PT),H,2M2D

Pos No.	Parts No	Parts Name	Qty	Unit	Technical Data	Serial No (Start)	Serial No (End)	Rem
307	36370375500	SHIM SET	1			FB1364		
308	36370375510	O-RING	1			FB1364		
309	36370375520	PLATE	1			FB1364		
312	36370375540	BEARING,BALL	1			FB1364		
313	36370375550	GEAR (P)	1			FB1364		
314	36370375560	HUB,SPLINE	1			FB1364		
315	80500006208	BEARING,BALL	1			FB1364		
316	36370375570	SHIM SET	1			FB1364		
400	36370370000	TORQUE CONVERTER	1					

TR-250M-6-00104 4 BOOM + JIB(PT),H,2M2D
 PR1460004-00 HI-LOW CLUTCH PACK, TRANSMISSION

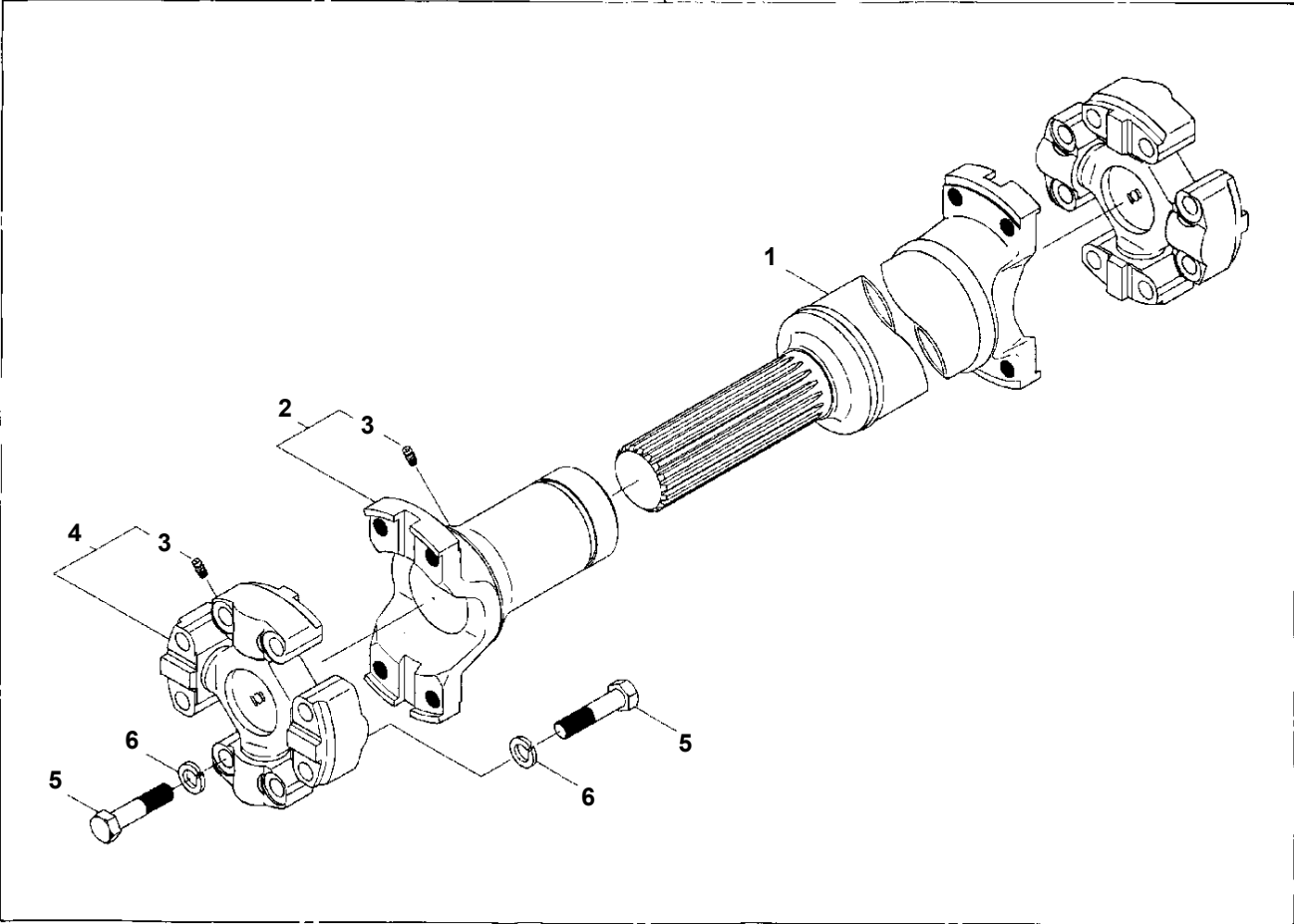


TR-250M-6-00104 4 BOOM + JIB(PT),H,2M2D
PR1530001-00 VALVE,REGULATOR (TRANSMISSION)



TR-250M-6-00104 4 BOOM + JIB(PT),H,2M2D
PR1600026-00 PROPELLER SHAFT,DRIVING

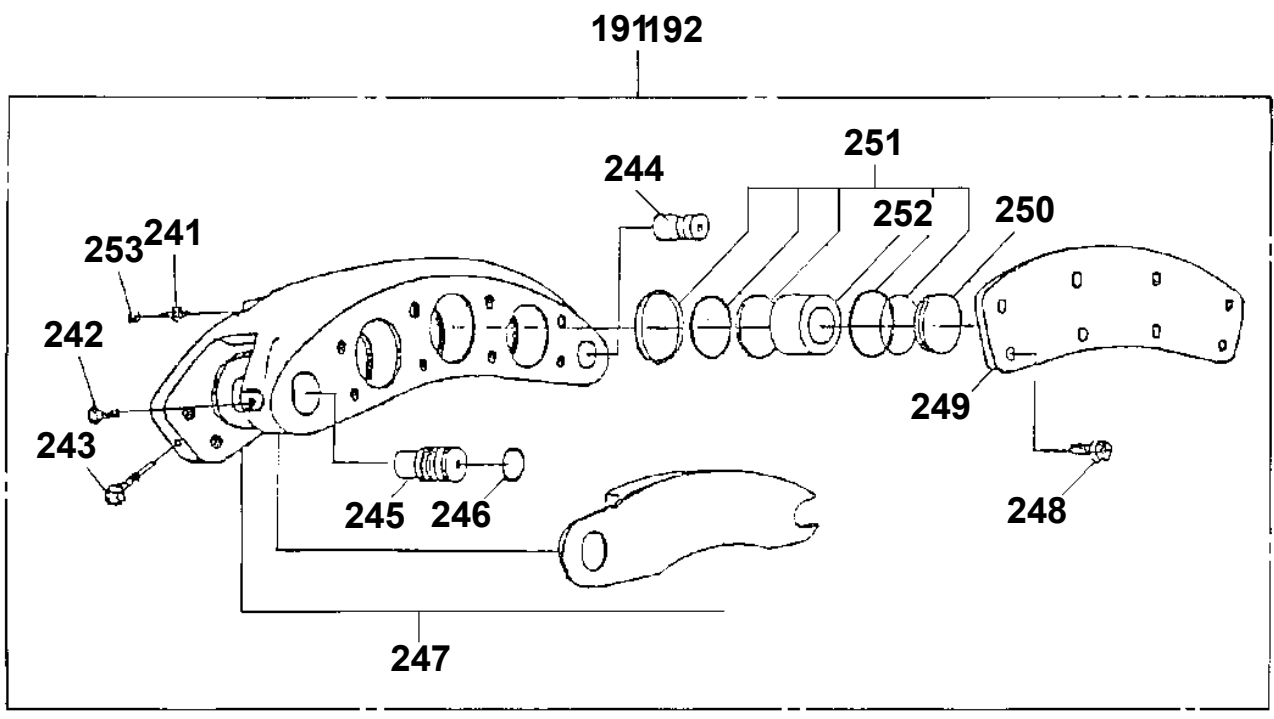
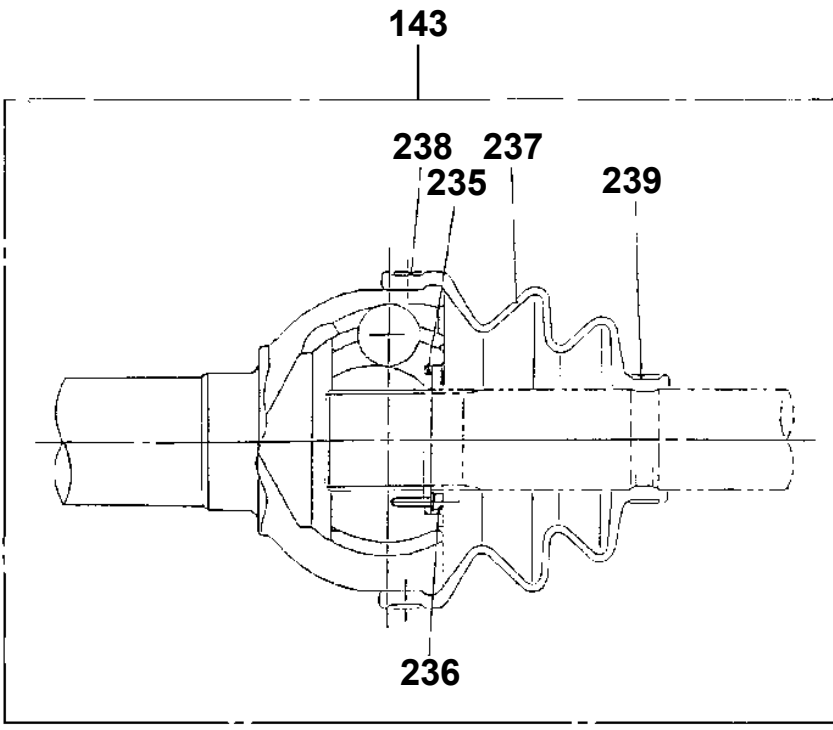
50



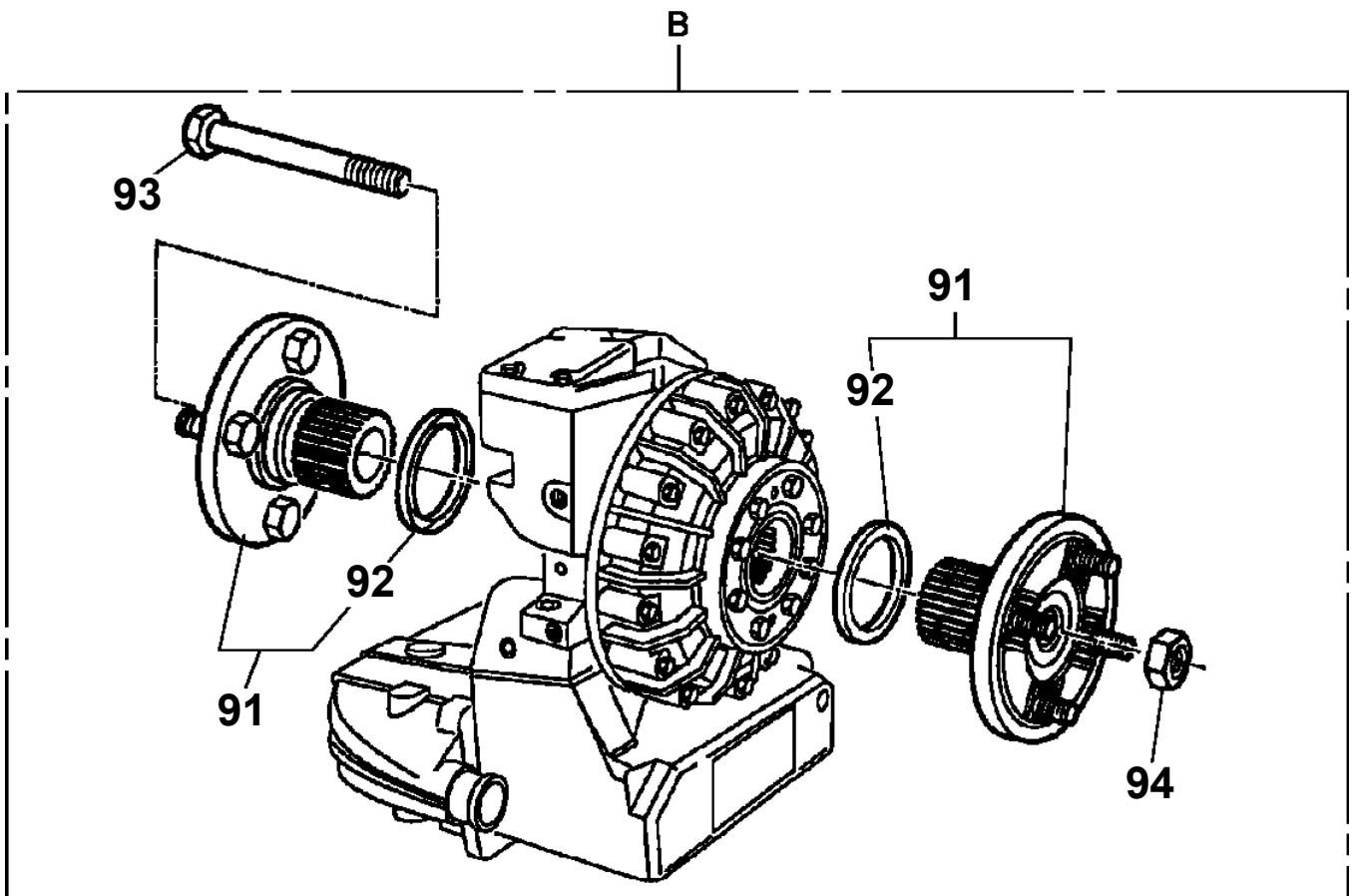
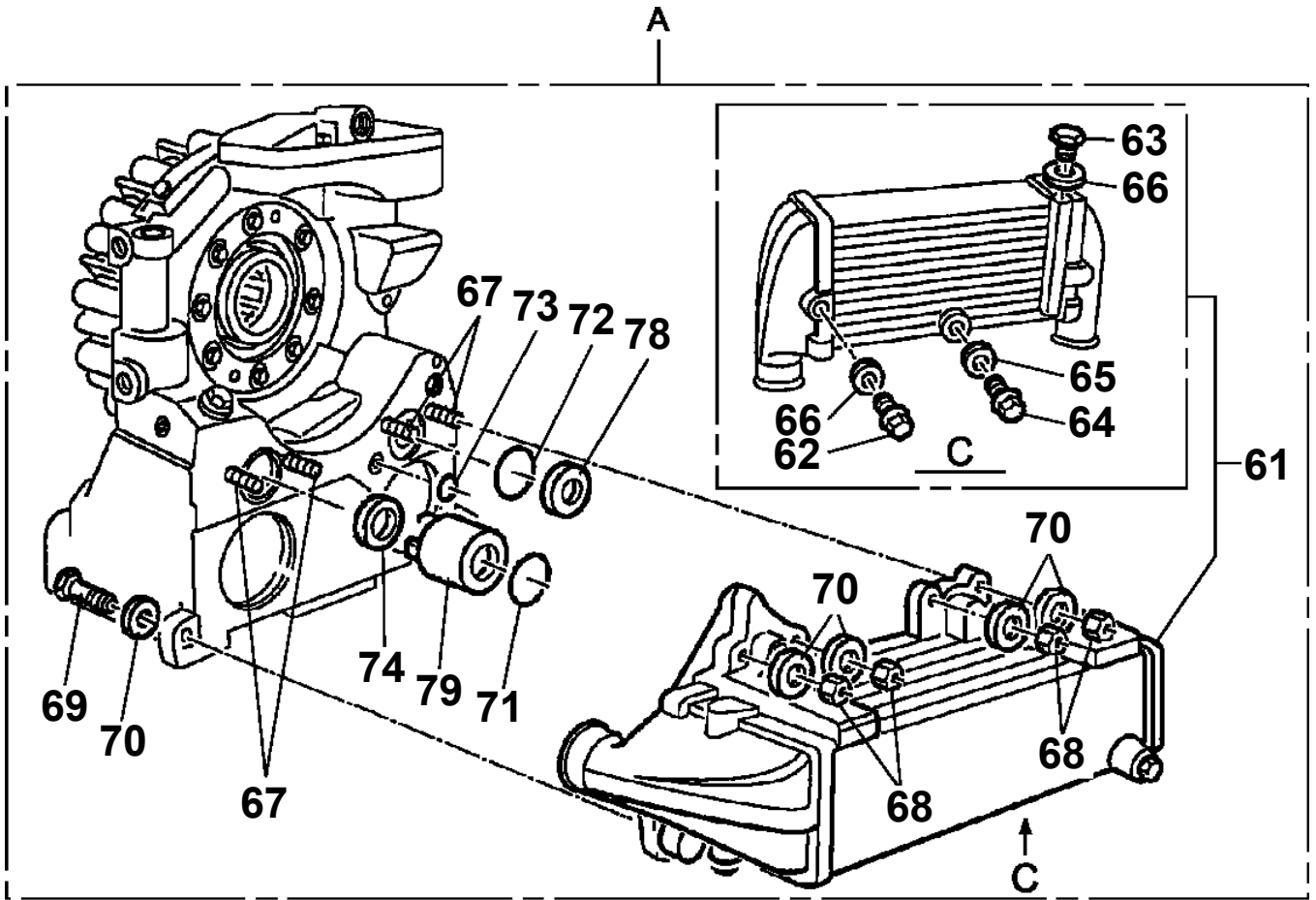
TR-250M-6-00104 4 BOOM + JIB(PT),H,2M2D

Pos No.	Parts No	Parts Name	Qty	Unit	Technical Data	Serial No (Start)	Serial No (End)
120	36381385150	WASHER,THRUST	2				
121	36381245100	SHIM SET	1				
122	36380215350	COVER	8				
123	90103720050	BOLT	16		M20X50		
128	36380675261	BUSHING (TIE ROD END)	2				
129	34680005670	BOLT,STOPPER	2				
130	90211702400	NUT	2		M24		
131	36380675231	TIE ROD	1				
132	36380875131	END,TIE ROD (RIGHT HAND SCREW)	1				
133	36380875141	END,TIE ROD (LEFT HAND SCREW)	1				
134	36380675510	NUT	2				
135	36380675270	PIN	2				
136	59172030340	PLATE (LOCK)	2				
137	90171108020	BOLT	4		M8X20		
138	90302040801	WASHER,SPRING	4		8		
139	90171112080	BOLT	4		M12X80		
140	90201701200	NUT	4		M12		
141	90303071201	WASHER,PLAIN	4		12		
142	36381385160	SHAFT (AXLE)	2				
143	36381385170	JOINT,BALL	2				
144	36381385180	BEARING,BALL	2				
145	34680005500	SPACER (GEAR)	2				
146	36381385190	GEAR,SUN	2				
147	80601110480	RING,RITAINING	2		S48		
151	36381385200	GEAR,PLANETARY	2				
152	36381385210	GEAR,PLANETARY	6				
153	36380215170	SHAFT (PLANETARY GEAR)	6				
154	34680005610	RING,THRUST	12				
155	34680005740	BEARING,ROLLER	12				
156	36380215220	O-RING	2				
157	90171114045	BOLT	48		M14X45		
158	36380675390	WASHER	48				
159	36380875191	COVER (GEAR SPIDER)	2				
160	36380875200	O-RING	2				
161	90171108020	BOLT	18		M8X20		
162	90302040801	WASHER,SPRING	18		8		
163	36380705280	PLUG	2				
164	36380215250	PLUG,MAGNET	2				
165	36381385220	HUB,INTERNAL GEAR	2				
166	36381385230	GEAR,INTERNAL	2				
167	36381385240	WIRE,LOCK	4				
168	36380105720	NUT,BEARING	2				
169	36380105730	WASHER (LOCK)	2				
170	90101508016	BOLT	4		M8X16		
171	36381285051	HUB,WHEEL	2				
172	36381245240	BOLT	24		M20X1.5		
173	36381245231	NUT	24		M20X1.5		
174	59172071060	BEARING,ROLLER	2				
175	34680005760	BEARING,ROLLER (NTN)	2				
176	36381385250	DISK	2				
177	90171118050	BOLT	44				
178	36380675380	WASHER,PLAIN	44				
179	36380875320	SEAL,OIL (WHEEL HUB)	2				
180	36380875330	SPACER	2				
191	36381125070	BRAKE,CALIPER (1,4-PISTONS)	2				
192	36381125080	BRAKE,CALIPER (2,4-PISTONS)	2				
195	36380675480	CONNECTOR (WITH O-RING)	4				
197	36381095070	BOLT (S)	16				
	36381095070	BOLT (S)	12			FB1856	FB1855
198	36381095080	BOLT (L)	4			FB1856	
199	36381125050	WASHER	16				
201	90171116095	BOLT (DACRO)	4		M16X95		
202	34680005240	WASHER	4				

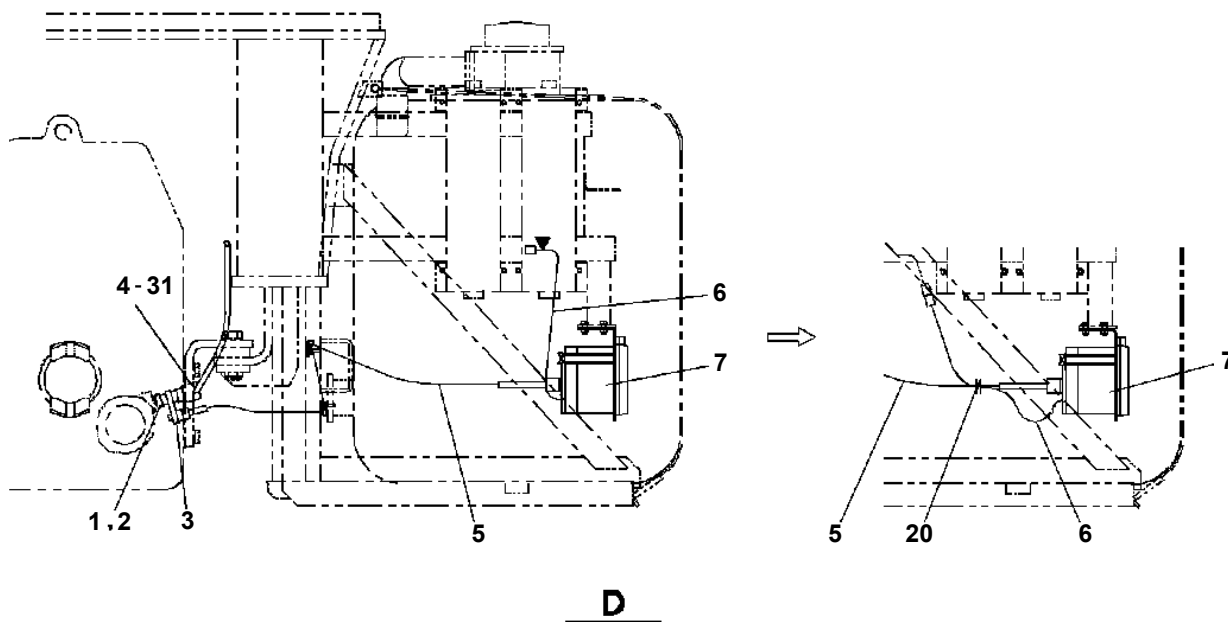
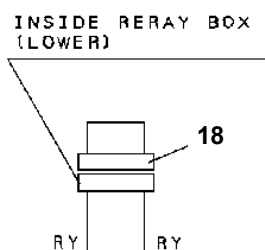
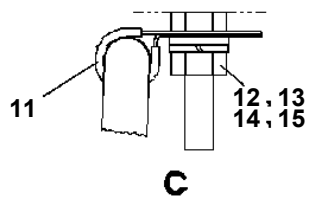
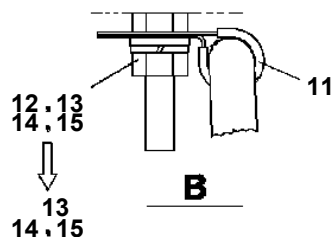
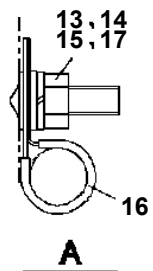
TR-250M-6-00104 4 BOOM + JIB(PT),H,2M2D
PR1620062-00 AXLE,DRIVING (REAR,NO-SPIN)



TR-250M-6-00104 4 BOOM + JIB(PT),H,2M2D
PR1720007-02 RETARDER

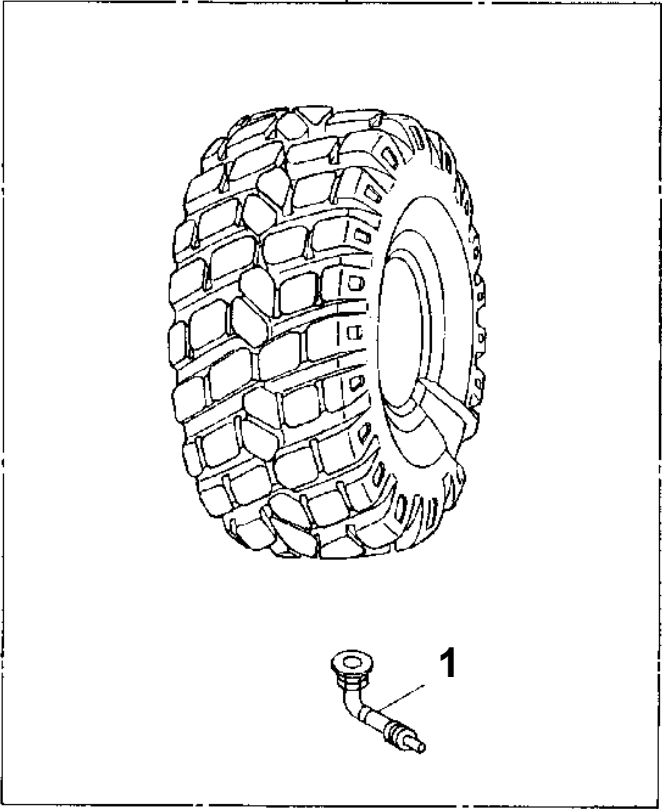


**TR-250M-6-00104 4 BOOM + JIB(PT),H,2M2D
PR1740056-02 SPEED METER SYSTEM (24V)**



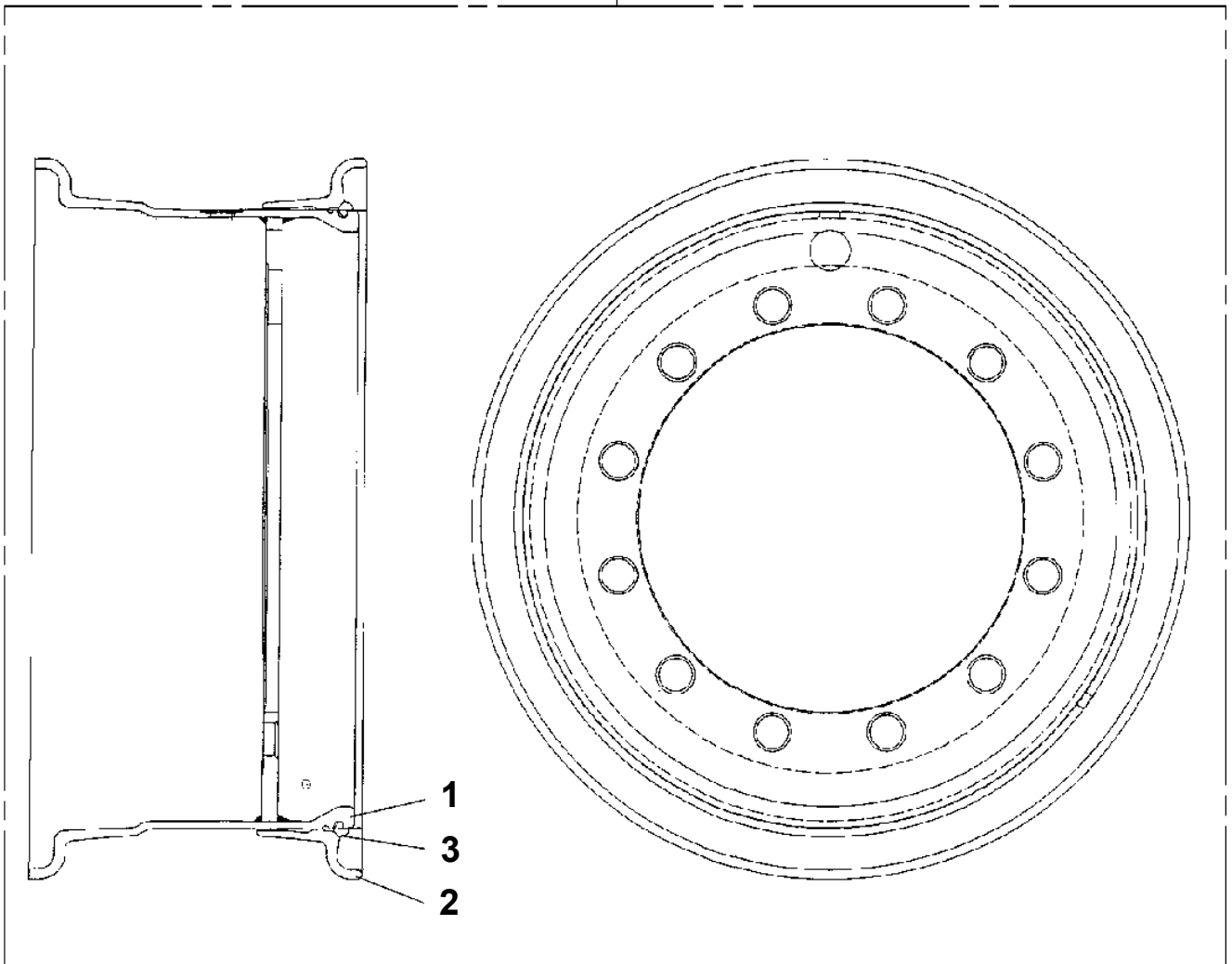
**TR-250M-6-00104 4 BOOM + JIB(PT),H,2M2D
PR1800004-00 TIRE (WITH VALVE)**

10

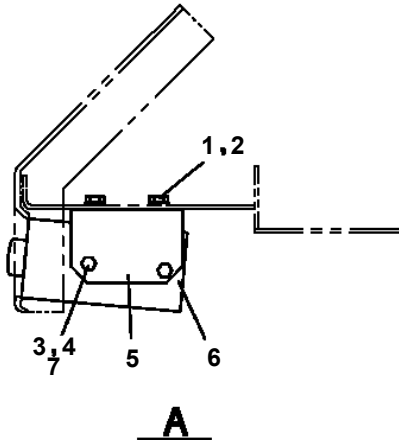
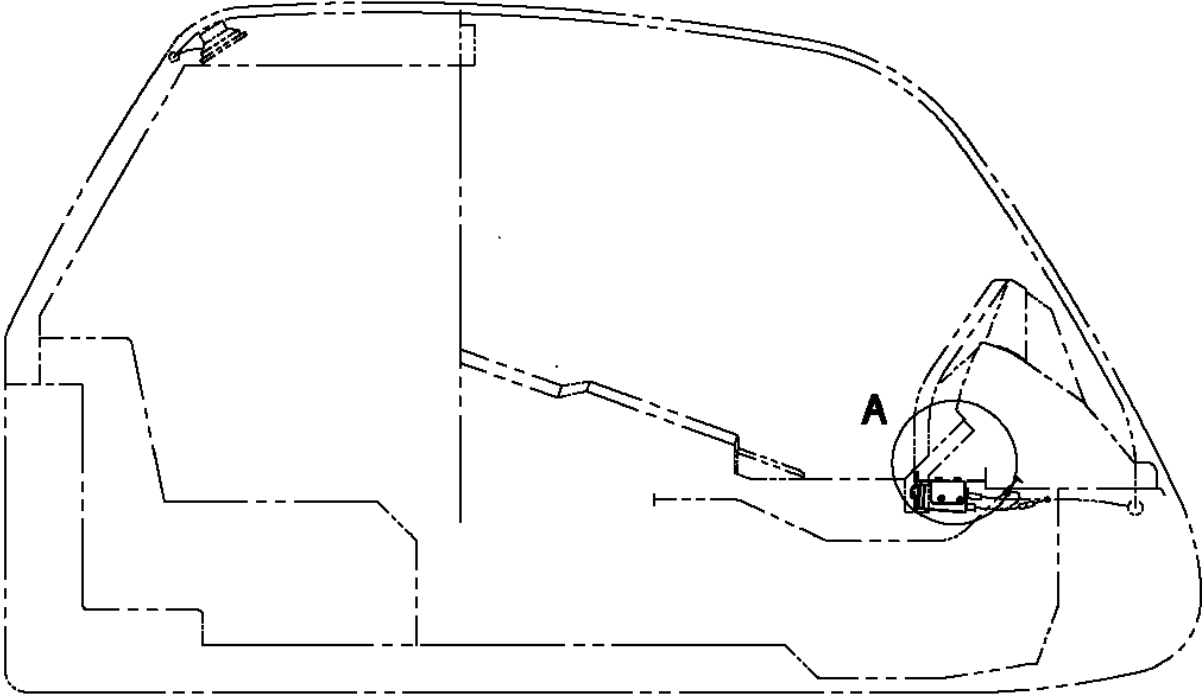
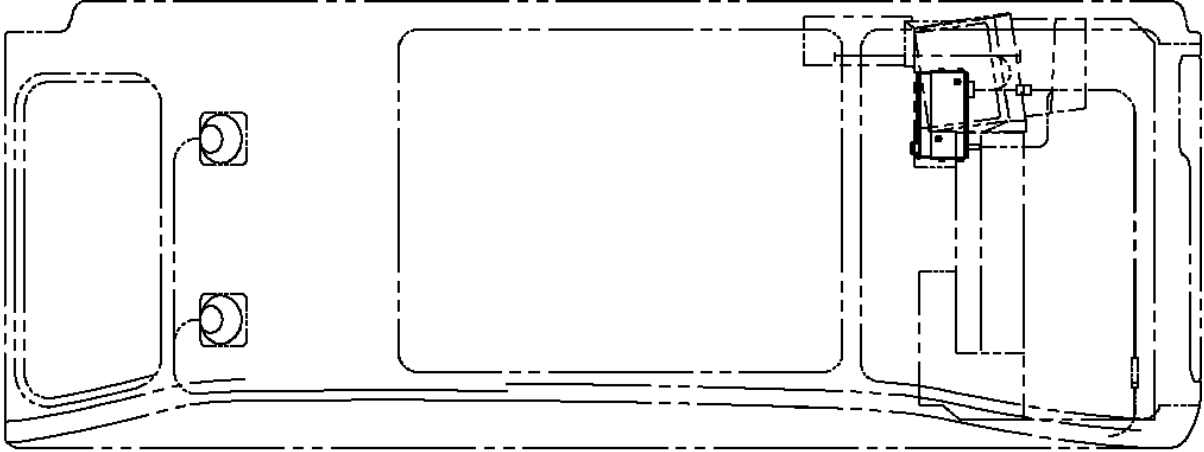


TR-250M-6-00104 4 BOOM + JIB(PT),H,2M2D
PR1820011-00 WHEEL,TIRE (TOPY)

10



TR-250M-6-00104 4 BOOM + JIB(PT),H,2M2D
PR5030001-00 RADIO ASSY

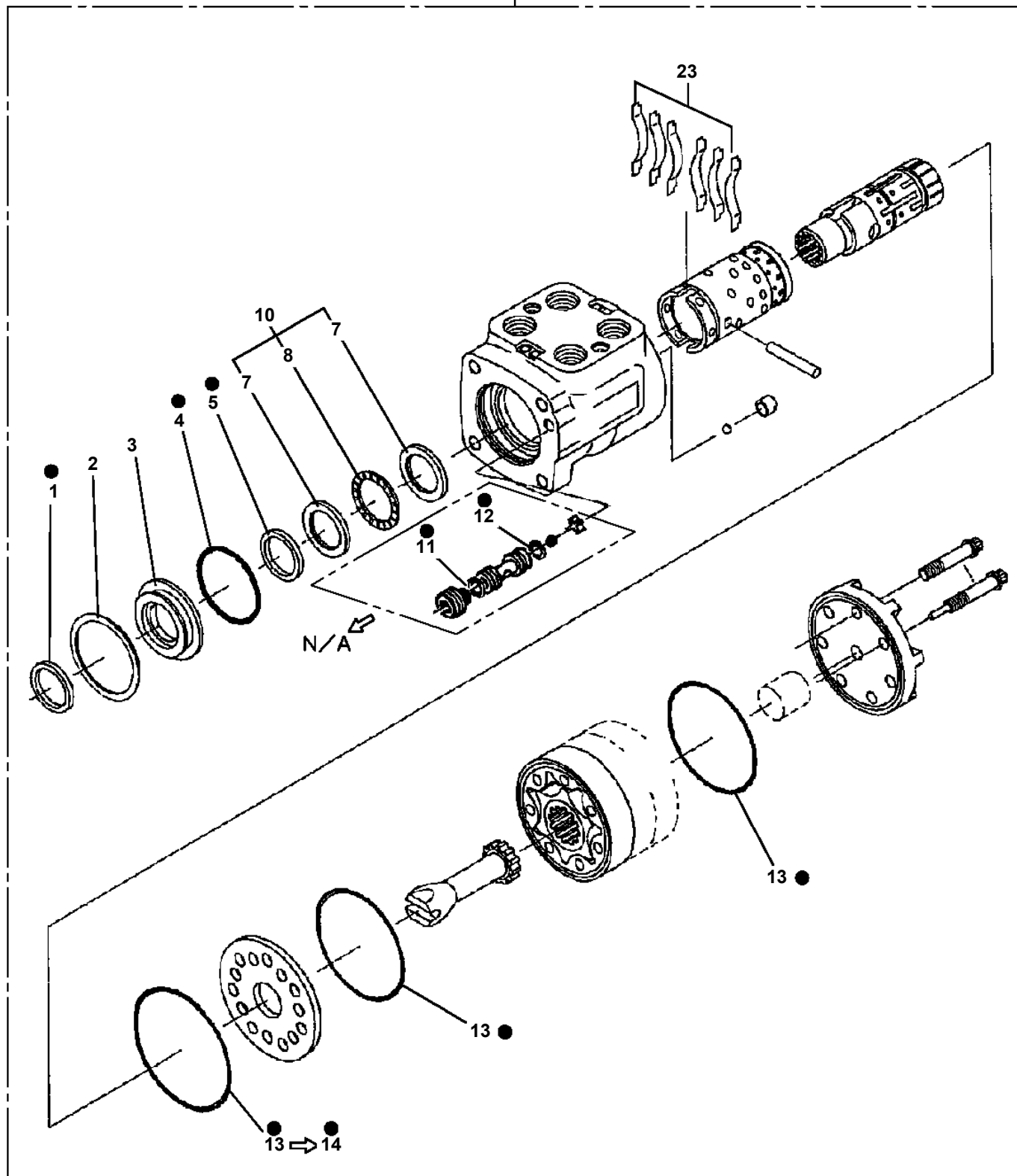


TR-250M-6-00104 4 BOOM + JIB(PT),H,2M2D

Pos No.	Parts No	Parts Name	Qty	Unit	Technical Data	Serial No (Start)	Serial No (End)	Remarks	Pages
6	34720917590	CUP	1						
7	34720917600	SPRING	1						
8	34720917610	INSULATOR	1						
9	34720917620	SPACER	3						
31	34720917630	COVER ASSY	1						
32	34720917510	KNOB ASSY	1						
50	34720911100	WHEEL,STEERING	1						

TR-250M-6-00104 4 BOOM + JIB(PT),H,2M2D
 PS1340003-01 ORBITROL

50

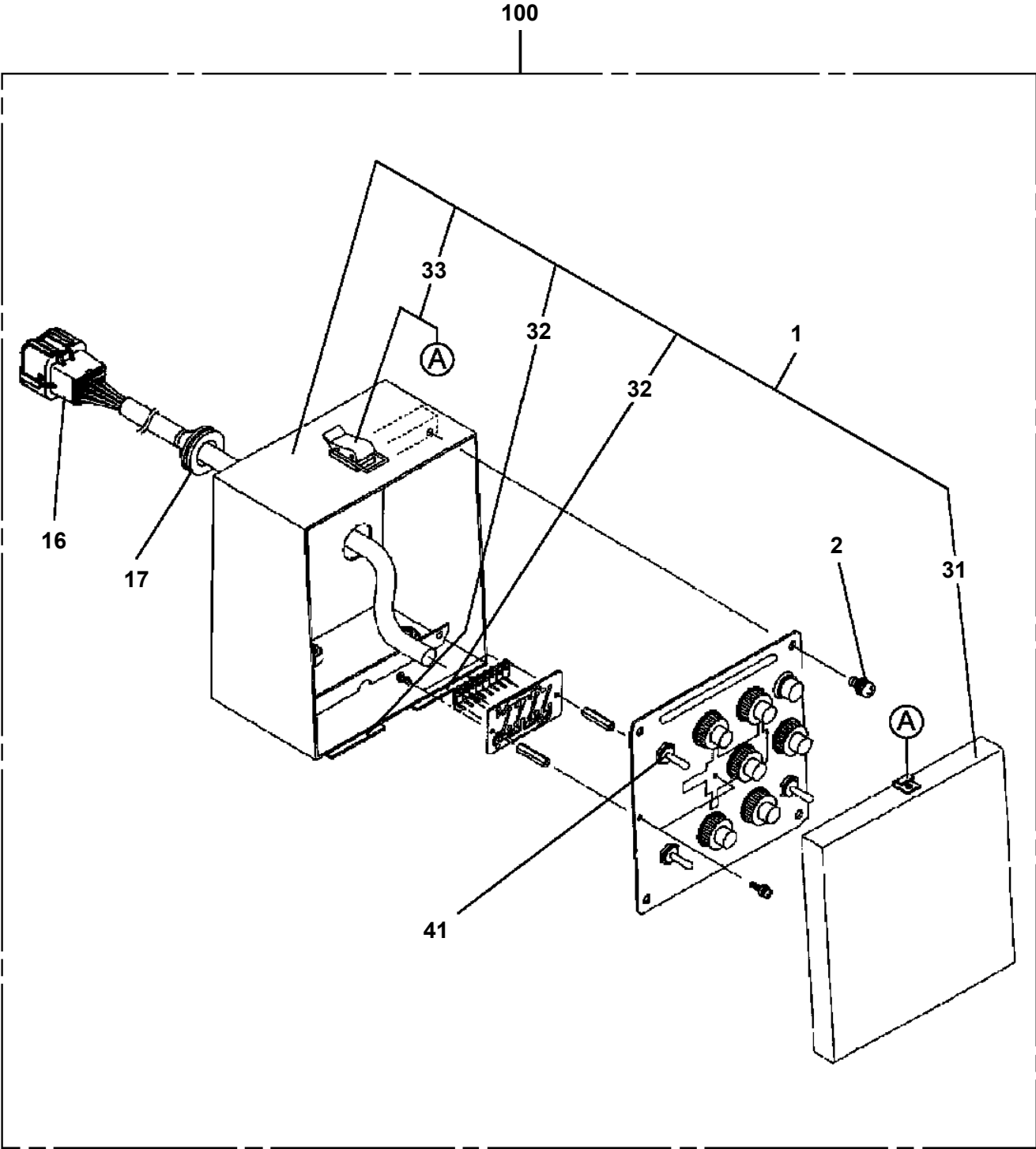


● : SEAL KIT KEY NO. 15 (KEY NO. 1, 4, 5, 11, 12, 13)

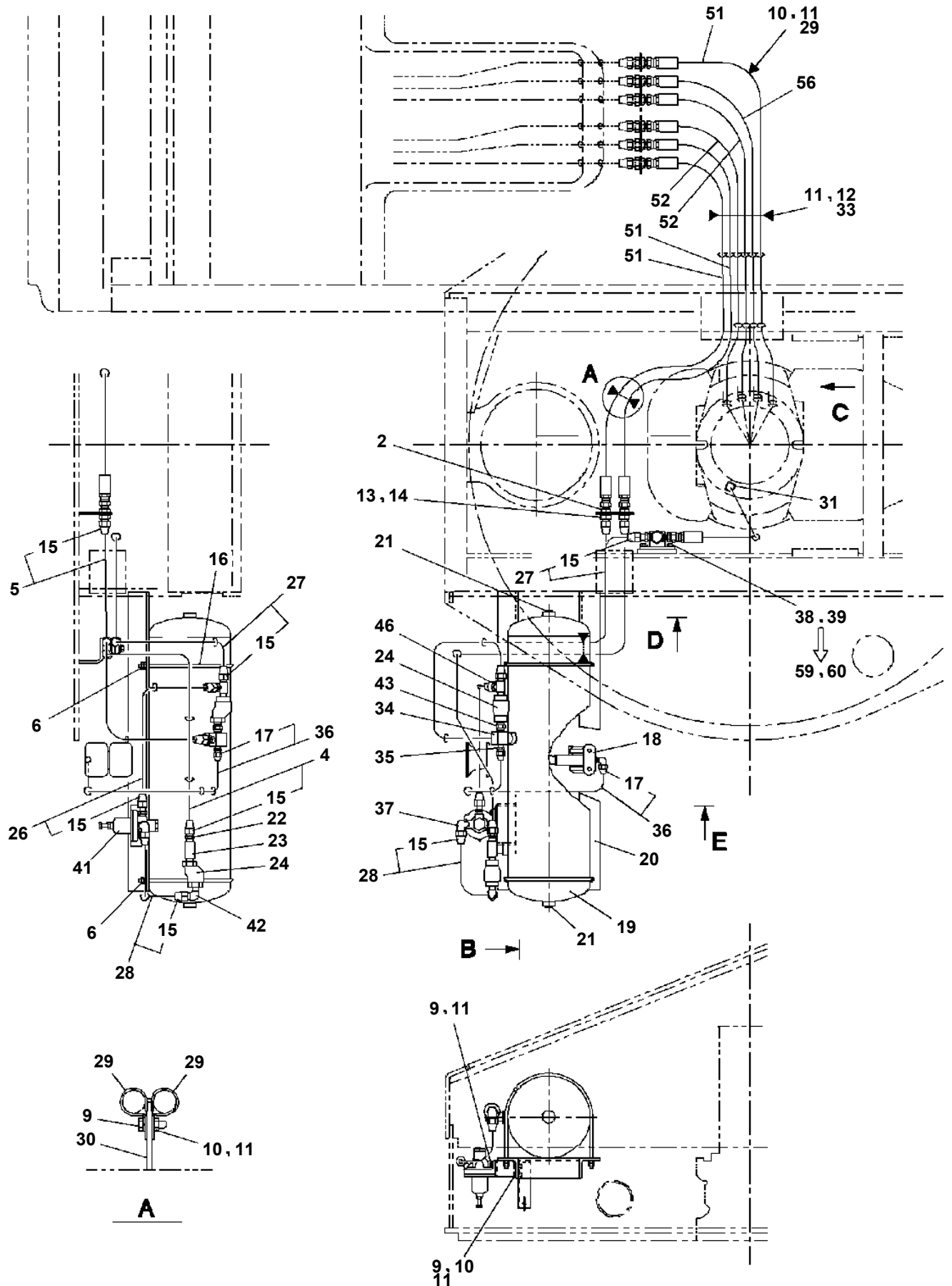


● : SEAL KIT KEY NO. 16 (KEY NO. 1, 4, 5, 13, 14)

TR-250M-6-00104 4 BOOM + JIB(PT),H,2M2D
PS5530014-00 SWITCH ASSY (OUTRIGGER OPERATION BOX)



**TR-250M-6-00104 4 BOOM + JIB(PT),H,2M2D
PT1200074-02 PIPING,BRAKE (UPPER)**



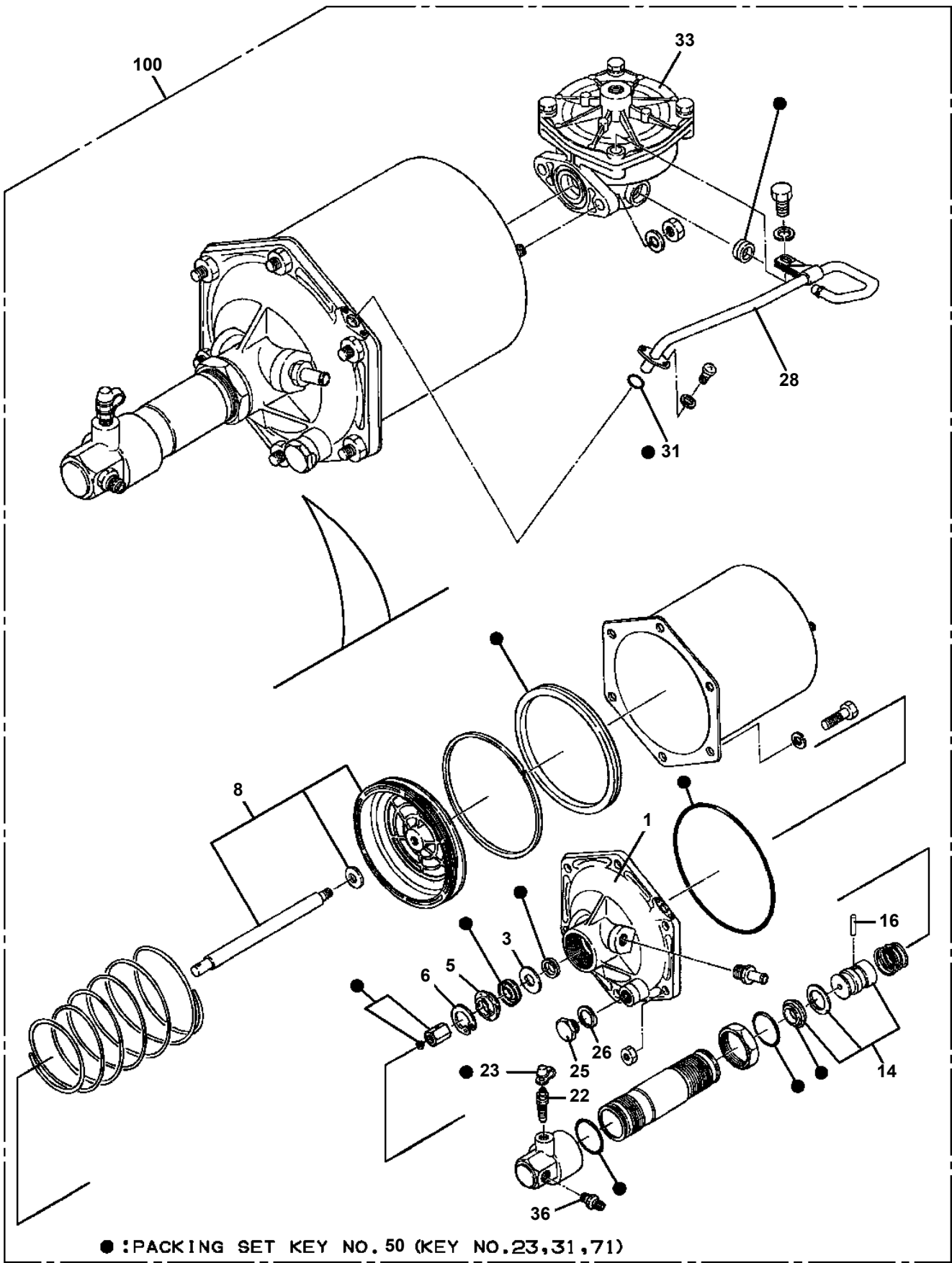
TR-250M-6-00104 4 BOOM + JIB(PT),H,2M2D

Pos No.	Parts No	Parts Name	Qty	Unit	Technical Data	Serial No (Start)	Serial No
63	34920618510	PIPE ASSY	1				
64	34920611402	SUPPORT	1				
65	34920618520	PIPE ASSY	1				
66	34921358160	PIPE ASSY	1				
67	37002438580	HOSE,AIR	2		L=750		
69	37000900750	JOINT	1		L,R1/4-G3/8	FB1350	FB1349
	80430410650	JOINT	1				
70	34921358170	PIPE ASSY	1				
71	34921358030	PIPE ASSY	2				
72	34920611500	SUPPORT	1				
73	34921358040	PIPE ASSY	1				
74	37000903370	JOINT	1		L,G1/4-R1/8		
75	37002437440	HOSE,AIR	1		L=680		
76	82100002012	CLAMP	1		WR18		FB1565
77	90101206016	BOLT	3		M6X16	FB1718	FB1717
	90186206014	BOLT,FLANGE	3		M6X14		
78	90101208030	BOLT	1		M8X30		FB1717
79	34960270400	SUPPORT	1				
80	90101208065	BOLT	2		M8X65		
81	37000919960	JOINT	1				
82	90303381401	WASHER	1		M14		
83	37000919970	JOINT	2				
84	37002441320	HOSE	1		L=1060		
85	34921358180	PIPE ASSY	1				
86	80430450850	JOINT	2				
87	37002448000	HOSE,AIR	1		L=740		
88	37000903400	FITTING,ELBOW <L,R1/2-M16	1				
89	34921358190	PIPE ASSY	1				
90	34921358200	PIPE ASSY	1				
91	36870020000	SWITCH,PRESSURE (AIR/STOP LAMP)	2				
92	37000903930	FITTING	7		S,R1/4-M16		
93	34921358210	PIPE ASSY	1				
94	34921358220	PIPE ASSY	1				
95	34921358230	PIPE ASSY	1				
96	36621760000	VALVE,SHUTTLE	2				
97	90101208025	BOLT	6		M8X25	FB1718	FB1717
	90186208025	BOLT,FLANGE	7		M8X25		
98	37000914650	JOINT	1		T,PT/4-PT1/4-PT1/4		
99	90303070801	WASHER,PLAIN	7		8		FB1717
100	90201200800	NUT	1		M8	FB1718	FB1717
	90280200800	NUT,FLANGE	1		M8		
101	34921313000	TANK,BRAKE FLUID	2				
102	90101206020	BOLT	4		M6X20	FB1718	FB1717
	90186206020	BOLT,FLANGE	4		M6X20		
103	34921353000	SUPPORT	1				
104	90302041001	WASHER,SPRING	17		10	FB1718	FB1717
	90302041001	WASHER,SPRING	13		10		
105	90209201000	NUT	9		M10		
106	90303071001	WASHER,PLAIN	8		10		
107	90269201000	NUT	4		M10		
108	37000904240	FITTING,ELBOW	1				
109	34920672100	SUPPORT	2				
110	90101210025	BOLT	4		M10X25	FB1718	FB1717
	90186210025	BOLT,FLANGE	4		M10X25		
111	90201201000	NUT	4		M10	FB1718	FB1717
	90280201000	NUT,FLANGE	4		M10		
112	90304112001	WASHER (LOCK)	1		20		
113	90211202000	NUT	1		M20		
114	37000904140	FITTING	1		S,M20-M20		
115	37000904130	FITTING	1		M16-M16		
116	37000117540	PIN	1				
117	80136332020	PIN,SPLIT	1		3.2X20		
118	37005400230	END	1				

TR-250M-6-00104 4 BOOM + JIB(PT),H,2M2D

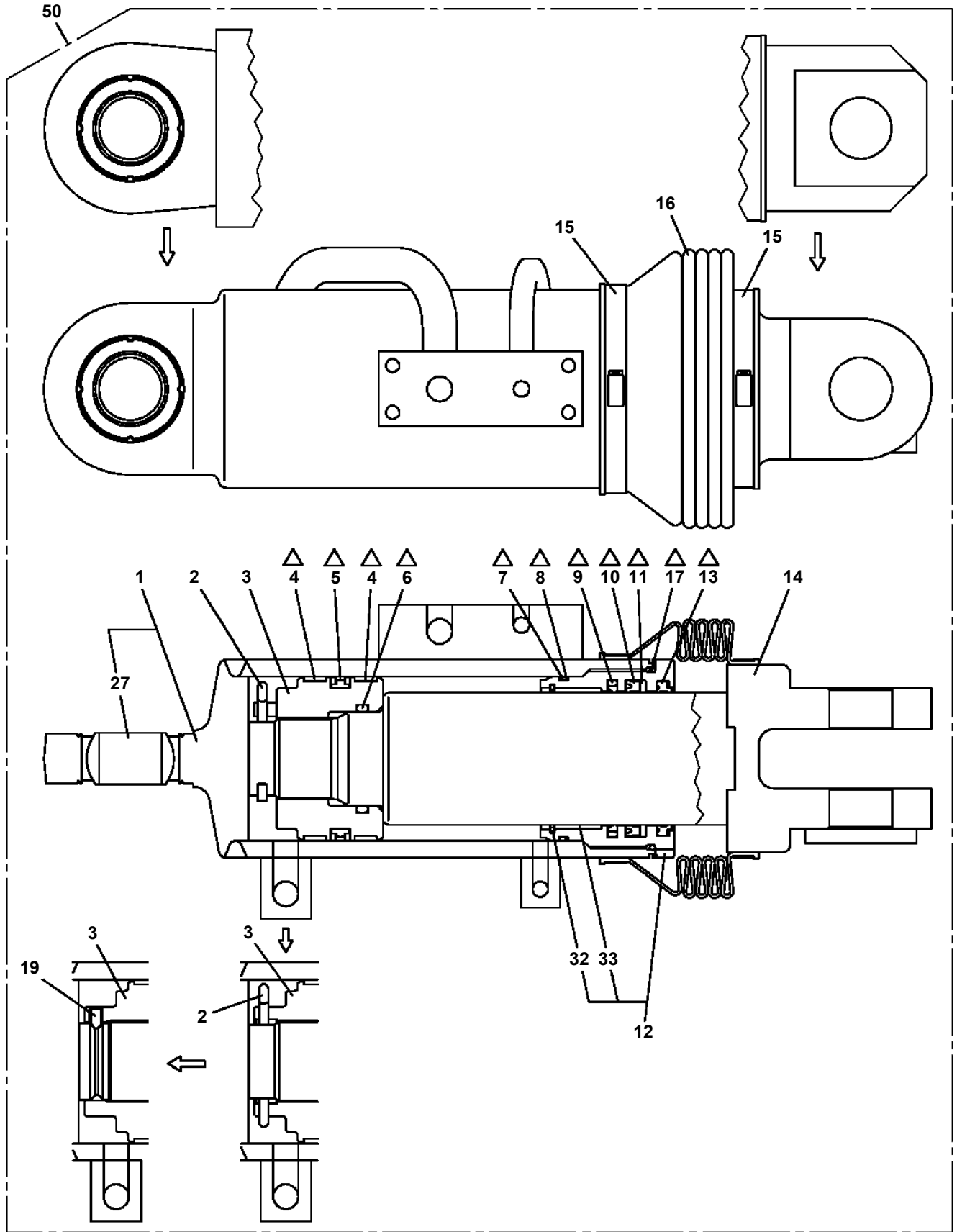
Pos No.	Parts No	Parts Name	Qty	Unit	Technical Data	Serial No (Start)	Serial No (End)
124	82100002039	CLAMP	2				
125	37000711470	CLAMP ASSY	1				FB2612
	37000711460	CLAMP ASSY	1		12X6	FB2613	
126	34921368340	PIPE ASSY	1				
127	37002444770	HOSE,AIR	2		L=450		
128	37002422010	HOSE,AIR	1		L=500		
129	90101208020	BOLT	3		M8X20		FB1717
	90186208020	BOLT,FLANGE	6		M8X20	FB1718	
130	90101208025	BOLT	3		M8X25		FB1717
131	37000904430	FITTING,TEE	1		T,R1/4-M16-M16		
132	90201200600	NUT	1		M6		FB1717
	90280200600	NUT,FLANGE	1		M6	FB1718	
133	82100002014	CLAMP	1		WR20		
134	90101210020	BOLT	4		M10X20		FB1717
	90186210015	BOLT,FLANGE	4		M10X15	FB1718	
135	34921281280	PIPE	1				FB2106
136	90201201000	NUT	4		M10		FB1717
	90280201000	NUT,FLANGE	4		M10	FB1718	
137	37002460950	HOSE	1		L=600		
138	37000910540	JOINT	1				
139	82100002019	CLAMP	1		WR40		
140	37000711120	CLAMP ASSY	1		12X2		
141	34921361201	SUPPORT	1			FB1718	
142	34921391050	SUPPORT	1			FB1718	
143	34921361401	SUPPORT	1			FB1718	
144	37000700250	CLAMP ASSY	3		12X2	FB1718	FB1983
	37000701510	CLAMP ASSY	3		12X2	FB1984	
145	34921361800	SUPPORT	1			FB1718	
146	37000714300	CLAMP ASSY	1			FB2650	
151	36360352020	VALVE,PRESSURE CONTROL	1				
161	37000925210	JOINT	1				
162	34921361101	SUPPORT	1				
163	37000500290	PLATE	4				FB1717
	37000500290	PLATE	5			FB1718	
164	34921361200	SUPPORT	1				FB1717
165	37000511340	PLATE	1				
166	34921361300	SUPPORT	1				FB1717
167	34921361400	SUPPORT	1				FB1717
168	37000502340	PLATE	1				
169	37000563790	PLATE	1				
170	34921361500	SUPPORT	1				
171	34921361600	SUPPORT	1				
172	34921361700	SUPPORT	1				
173	37000503220	SUPPORT	1				
174	37000503210	SUPPORT	1				
175	37000534090	PLATE	1				FB1717
176	37000529230	PLATE	4				FB1717
	37000529230	PLATE	1			FB1718	
177	37000552670	SUPPORT	1				
178	90101208060	BOLT	1		M8X60		FB1717
179	32760160090	PLATE	1				
181	37000550390	SUPPORT	1				FB1717
182	90101208040	BOLT	3		M8X40		FB1717
183	37000512680	PLATE	1				
184	37000556070	PLATE	1				
185	90101206016	BOLT	1		M6X16		FB1717
186	37000503280	SUPPORT	1				FB1348
	37000521080	SUPPORT	1			FB1349	FB2649
	37000521080	SUPPORT	2			FB2650	
187	37000526320	PLATE	1				
188	37000501790	PLATE	1				
210	90155306015	BOLT,WELD	1		M6X15	FB1718	
211	90155208030	BOLT,WELD	11		M8X30	FB1718	

TR-250M-6-00104 4 BOOM + JIB(PT),H,2M2D
 PT1420011-07 BOOSTER (BRAKE)



展開図有
 ILLUSTRATED BREAKDOWN NO. 33

TR-250M-6-00104 4 BOOM + JIB(PT),H,2M2D
PU1050028-05 CYLINDER,SPRING LOCK



Δ:PACKING SET KEY NO.40 (KEY NO.4,5,6,7,8,9,10,11,13)



Δ:PACKING SET KEY NO.41 (KEY NO.4,5,6,7,8,9,10,11,13,17)

TR-250M-6-00104 4 BOOM + JIB(PT),H,2M2D

Pos No.	Parts No	Parts Name	Qty	Unit	Technical Data	Serial No (Start)	Serial No (End)
1	36062620000	CYLINDER,SPRING LOCK	1				
2	36062610000	CYLINDER,SPRING LOCK	1				
3	34790301300	SUPPORT	1				
4	34790301400	SUPPORT	1				
5	34790231400	SUPPORT	1				
6	37001508240	BOLT	6		M20X75		
7	90303502001	WASHER,PLAIN	6		20		
8	37001507430	BOLT	16		M20X65		
9	34790237000	ROD,TORQUE (L=800/ADJUST TYPE)	1				FB1848
	34790335000	ROD,TORQUE (L=800)	1			FB1849	
10	34790231300	SUPPORT	1				
11	34790331100	SUPPORT	2				
12	34790301200	SUPPORT	1				FB2848
	34790331300	SUPPORT	1			FB2849	
13	34790236000	ROD,TORQUE (L=600)	3				
14	37000120740	PIN	2				
15	37000520730	PLATE	4				
16	80136380056	PIN,SPLIT	4		8X56		
17	37000120710	PIN	2				
18	59160526000	PLATE	4				
19	34790331200	SUPPORT	2				

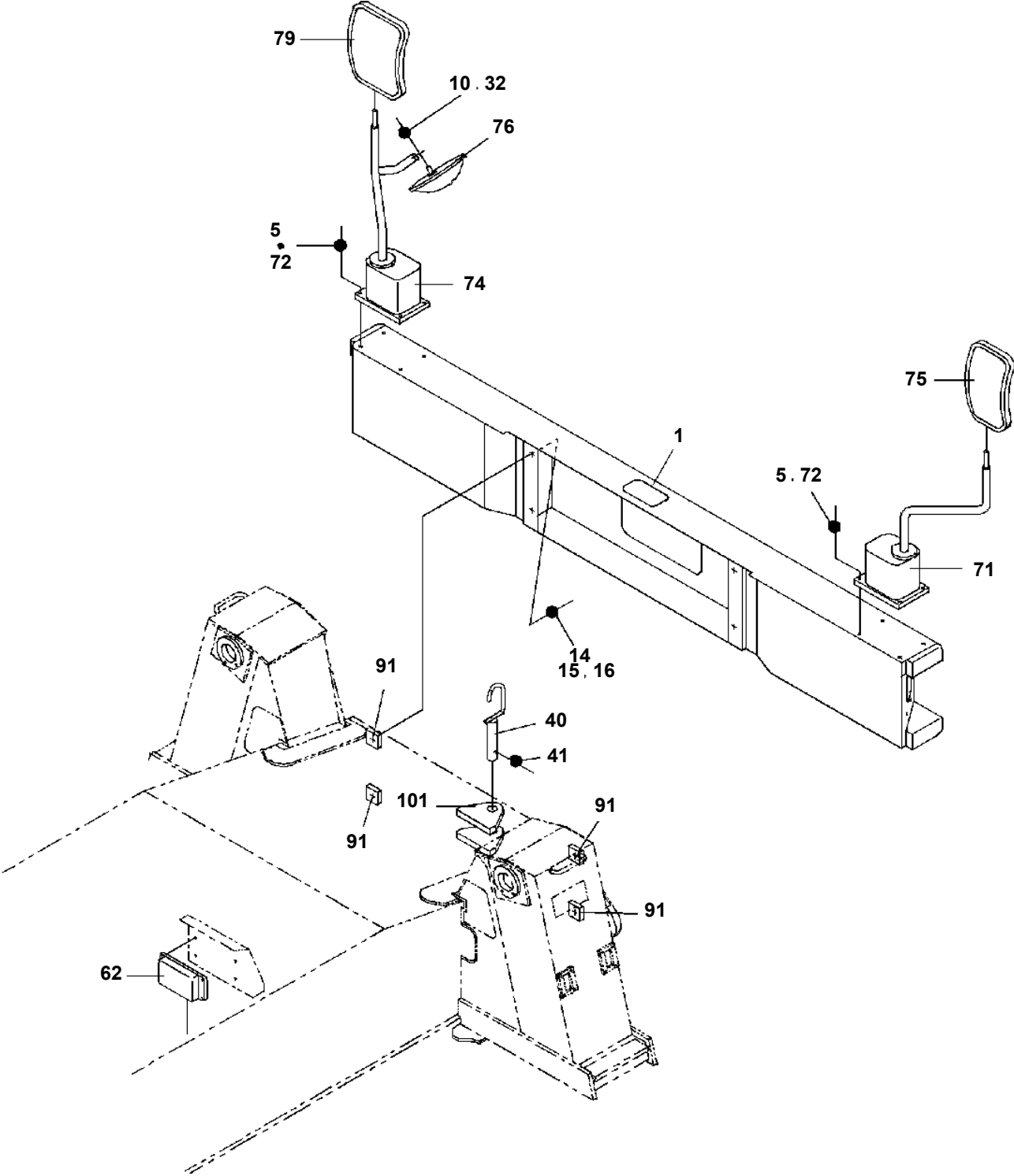
TR-250M-6-00104 4 BOOM + JIB(PT),H,2M2D

Pos No.	Parts No	Parts Name	Qty	Unit	Technical Data	Serial No (Start)	Serial No (End)	Rema
97	90155208055	BOLT,WELD	13		M8X55	FB1970	FB1983	
	90155208055	BOLT,WELD	11		M8X55	FB1984		
98	37000502520	PLATE	1			FB1984	FB2244	
99	37000535040	PLATE	1			FB1984		
101	91002801800	O-RING	2		1B P18			
111	91002802400	O-RING	11		1B P24			
124	91002801400	O-RING	4		1B P14			
151	80320010140	FITTING	1		KUD18-040N		FB2653	
152	37002402500	HOSE	1		L=590	FB2654	FB2757	
	37002402500	HOSE	2		L=590	FB2758		

TR-250M-6-00104 4 BOOM + JIB(PT),H,2M2D

Pos No.	Parts No	Parts Name	Qty	Unit	Technical Data	Serial No (Start)	Serial No (End)	Remarks
1	36646085031	SOLENOID	1					
100	36740705010	VALVE ASSY,SOLENOID	1					

TR-250M-6-00104 4 BOOM + JIB(PT),H,2M2D
PX1030312-01 FENDER



TR-250M-6-00104 4 BOOM + JIB(PT),H,2M2D

Pos No.	Parts No	Parts Name	Qty	Unit	Technical Data	Serial No (Start)	Serial No (End)	Remarks	Pages
1	34761582300	SUPPORT	1						
2	34761582400	SUPPORT	1						
3	90201201000	NUT	4		M10				
4	34761582100	PLATE	1						
5	34760860100	BAND	2		L=1500				
6	34761582600	PLATE	1						
7	56560009000	PIN	2				FB2305		
	37000104230	PIN	2			FB2306			
8	90303071201	WASHER,PLAIN	2		12				
9	80136332025	PIN,SPLIT	2		3.2X25				
10	33760030180	CUSHION	2						
11	34761582200	SUPPORT	2						
12	37000505660	PLATE	1						
13	34761582750	PLATE	1						
14	34761582800	SUPPORT	1						
15	34761582850	SUPPORT	1						
16	90101208018	BOLT	2		M8X18				
17	90302040801	WASHER,SPRING	2		8				

TR-250M-6-00104 4 BOOM + JIB(PT),H,2M2D

Pos No.	Parts No	Parts Name	Qty	Unit	Technical Data	Serial No (Start)	Serial No (End)	Remarks	Pages
1	34479640100	GUARD	1						
2	90186208016	BOLT,FLANGE	4		M8X16				
3	90280200800	NUT,FLANGE	1		M8		FB2757		

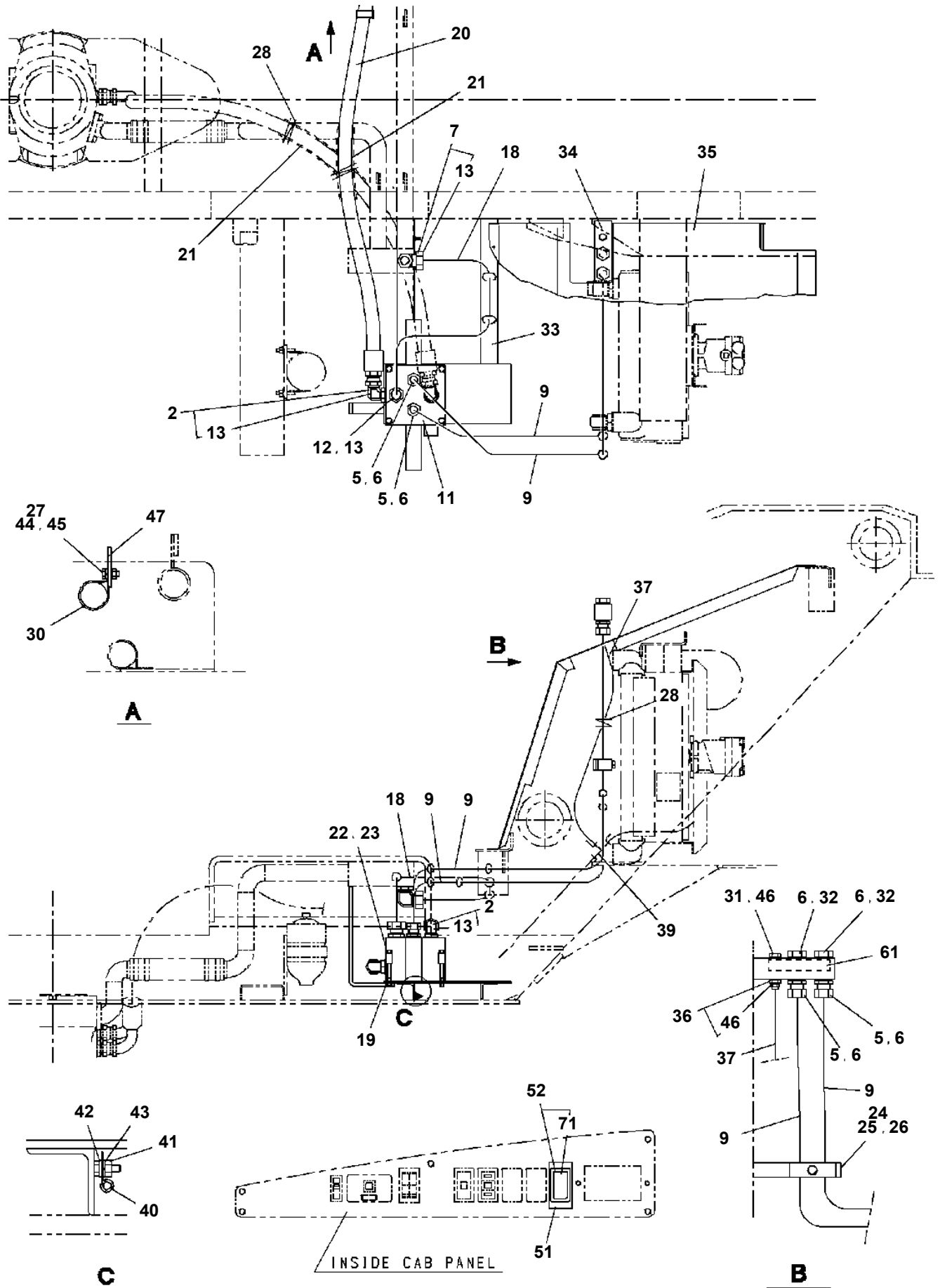
TR-250M-6-00104 4 BOOM + JIB(PT),H,2M2D

Pos No.	Parts No	Parts Name	Qty	Unit	Technical Data	Serial No (Start)	Serial No (End)	Remarks	Pages
1	34761005100	BOX,TOOL	1						
2	91901200300	KEY	1						
3	90101210020	BOLT	6		M10X20		FB1739		
	90186210020	BOLT,FLANGE	6		M10X20	FB1740			
4	90302041001	WASHER,SPRING	6		10		FB1739		
5	90303071001	WASHER,PLAIN	6		10		FB1739		
6	90303071001	WASHER,PLAIN	6		10	FB8265			
13	82464110208	HINGE	2			FB4197			
17	82466022800	CATCH	1						
27	80172304014	SCREW,MACHINE	2		M4X14				
28	90302040401	WASHER,SPRING	2		4				
30	34761009510	COVER ASSY	1				FB3405		
	34761009511	COVER ASSY	1			FB3406	FB3486		
	34761009512	COVER ASSY	1			FB3487	FB7931		
	34761009513	COVER ASSY	1			FB7932			

TR-250M-6-00104 4 BOOM + JIB(PT),H,2M2D

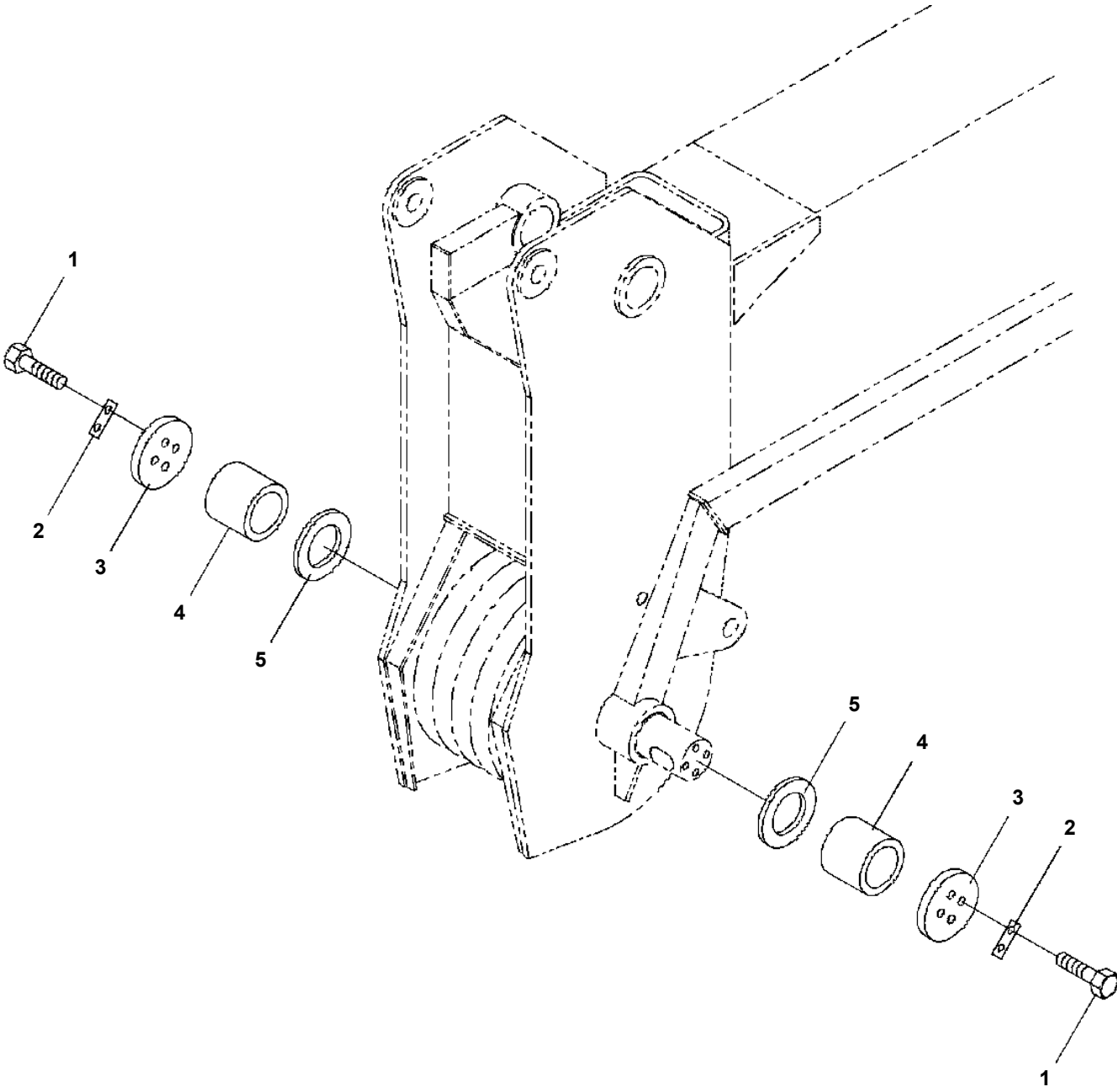
Pos No.	Parts No	Parts Name	Qty	Unit	Technical Data	Serial No (Start)	Serial No (End)
1	34478047510	BOARD,CIRCUIT	1				
2	34478047520	PANEL	1				
3	34478047530	LED	4				
4	34478047540	SPACER	4				
5	34478047550	SPACER	3				
10	34478047560	CABLE	1		0.5 AV 30X5		
30	34478041000	LAMP (INDICATOR,DRUM)(FAMOTH)	1				

**TR-250M-6-00104 4 BOOM + JIB(PT),H,2M2D
 PY1210081-01 PIPING,OUTLET (ELE,TELS.)**



TR-250M-6-00104 4 BOOM + JIB(PT),H,2M2D

PY1340006-00 LONG PIN INSTALLATION



TR-250M-6-00104 4 BOOM + JIB(PT),H,2M2D

Pos No.	Parts No	Parts Name	Qty	Unit	Technical Data	Serial No (Start)	Serial No (End)	Remarks	Pages
1	34393926510	PLATE (NON-SLIP)	18				FB1733		
	34393926550	PLATE (NON-SLIP)	18			FB1734			
2	34393906520	PLATE (NON-SLIP)	6						
3	34393906540	PLATE (NON-SLIP)	2						
4	34393906510	PLATE (NON-SLIP)	2				FB1733		
	34393926540	PLATE (NON-SLIP)	2			FB1734			
5	34394166510	PLATE (NON-SLIP)	2						

CLICK HERE TO **DOWNLOAD** THE COMPLETE MANUAL

- Thank you very much for reading the preview of the manual.
- You can download the complete manual from: www.heydownloads.com by clicking the link below



- Please note: If there is no response to CLICKING the link, please download this PDF first and then click on it.

CLICK HERE TO **DOWNLOAD** THE COMPLETE MANUAL