

TR-200M-5-00103 6 BOOM + JIB,H,2M2D

PB1000398-00 HYDRAULIC PRESSURE GENERATING SYSTEM
PC1000316-00 OUTRIGGER SYSTEM
PD1000368-00 SWING SYSTEM
PE1000369-00 ELEVATING SYSTEM
PF1000339-01 WINCH SYSTEM
PG1000336-00 TELESCOPING SYSTEM
PH1000332-00 SAFETY DEVICES
PK1000379-00 FRAME
PL1000388-00 CONTROL DEVICES
PM1000032-01 LUBRICATION DEVICES
PN1000271-00 ELECTRIC EQUIPMENT
PO1000114-01 INDICATION PLATES
PQ1000121-00 DRIVING POWER GENERATING SYSTEM
PR1000070-01 DRIVING POWER TRANSMISSION SYSTEM
PS1000094-00 STEERING SYSTEM
PT1000078-00 BRAKE SYSTEM
PU1000071-00 SUSPENSION
PW1000097-02 ACCESSORIES & TOOLS
PX1000414-00 MOUNTING PARTS
PY1000350-03 OPTIONS
ASSEMBLY

CLICK HERE TO **DOWNLOAD** THE COMPLETE MANUAL

- Thank you very much for reading the preview of the manual.
- You can download the complete manual from: www.heydownloads.com by clicking the link below



- Please note: If there is no response to CLICKING the link, please download this PDF first and then click on it.

CLICK HERE TO **DOWNLOAD** THE COMPLETE MANUAL

TR-200M-5-00103 6 BOOM + JIB,H,2M2D

Pos No.	Parts No	Parts Name	Qty	Unit	Technical Data	Serial No (Start)	Serial N
1	36093630000	HOOK (SHEAVE 3 PC'S)	1				
2	(*****)	HOOK (AUXILIARY)	1				
3	37001806100	ROPE,WIRE	1				
4	37001802090	ROPE,WIRE (TESAC)	1				
5	(*****)	SOCKET,ROPE	1				
6	(*****)	SOCKET,ROPE (SEIZING)	1				
7	(*****)	OPERATION SYSTEM, WINCH BRAKE	1				
8	(*****)	PIPING,WINCH	1				
9	(*****)	PIPING,WINCH BRAKE	1				
10	(*****)	DETECTOR,DRUM ROTATION (WINCH DRUM)	1				
11	(*****)	MOUNT,WINCH	1				
101	36072780000	WINCH (MAIN)	1				
102	36072790000	WINCH (AUX.)	1				
103	34311294000	BAND,WINCH BRAKE	2				
104	36061550000	CYLINDER,MASTER	2				
105	36663160000	MOTOR,HYDRAULIC	1				
106	36663010000	MOTOR,HYDRAULIC	1				
107	36100250000	RESERVOIR,OIL	1				
108	36605360000	VALVE,COUNTERBALANCE	1				
109	36605370000	VALVE,COUNTERBALANCE	1				

TR-200M-5-00103 6 BOOM + JIB,H,2M2D

Pos No.	Parts No	Parts Name	Qty	Unit	Technical Data	Serial No (Start)	Serial No (End)	Rem
1	(*****)	PIPING,GREASE	1					
2	(*****)	CENTRAL LUBRICATION SYSTEM	1					

TR-200M-5-00103 6 BOOM + JIB,H,2M2D

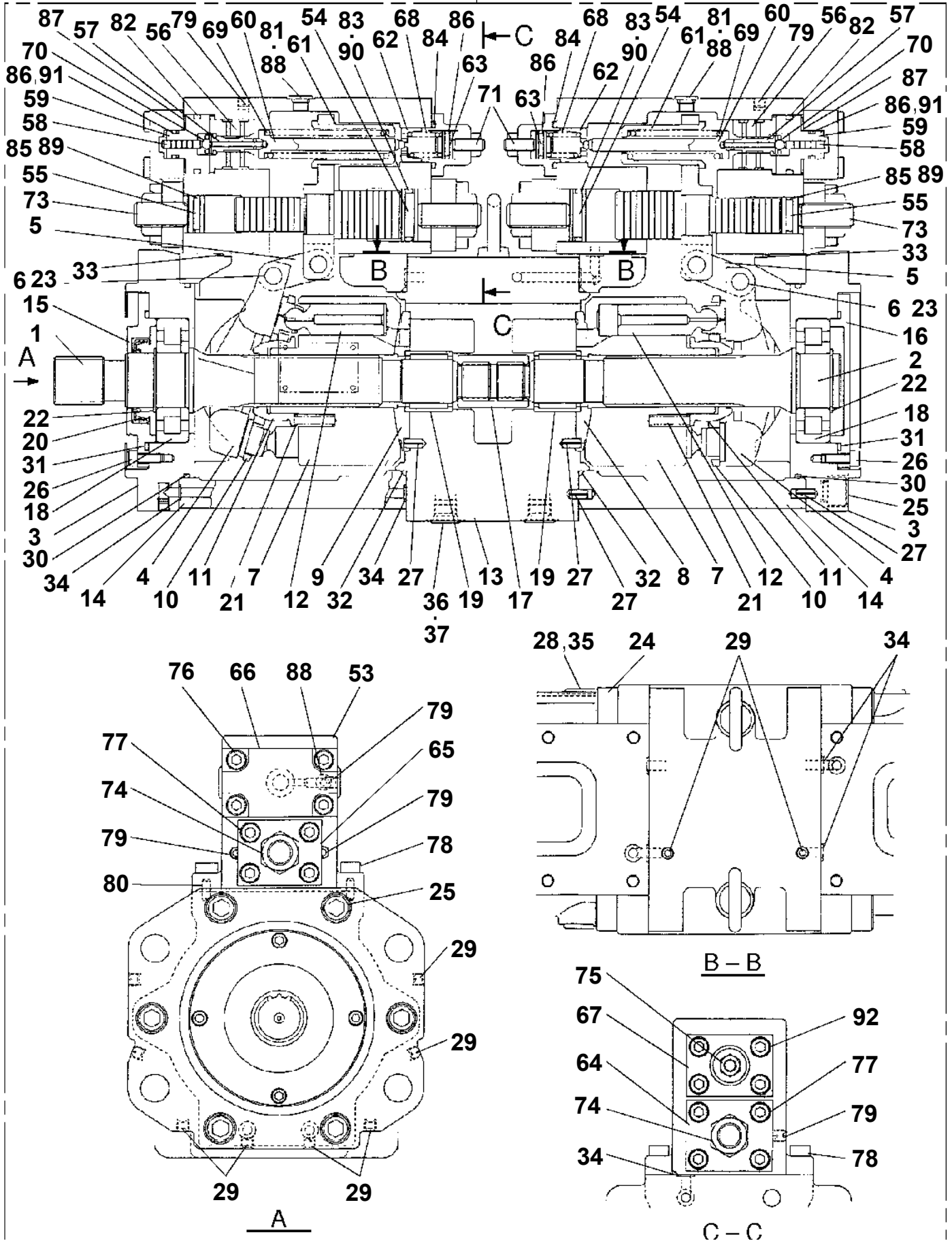
Pos No.	Parts No	Parts Name	Qty	Unit	Technical Data	Serial No (Start)	Serial No (End)	Rem
1	(*****)	OPE.ASSY,STEERING (LOWER)	1					
2	(*****)	PIPING,STEERING (CAB)	1					
3	(*****)	PIPING,STEERING (UPPER)	1					
4	(*****)	PIPING,STEERING (LOWER)	1					
101	(*****)	OPE.ASSY,STEERING (WHEEL)	1					
102	34720911100	WHEEL,STEERING	1					
103	34721182300	SHAFT,STEERING	1					
104	36631640000	ORBITROL	1					
105	36062390000	CYLINDER,STEERING	2					
106	36062400000	CYLINDER,STEERING	2					
107	36611290000	VALVE,PRIORITY	1					
108	36643860002	VALVE,SOLENOID	1					
109	36647030000	VALVE,HYDRAULIC	1					

TR-200M-5-00103 6 BOOM + JIB,H,2M2D

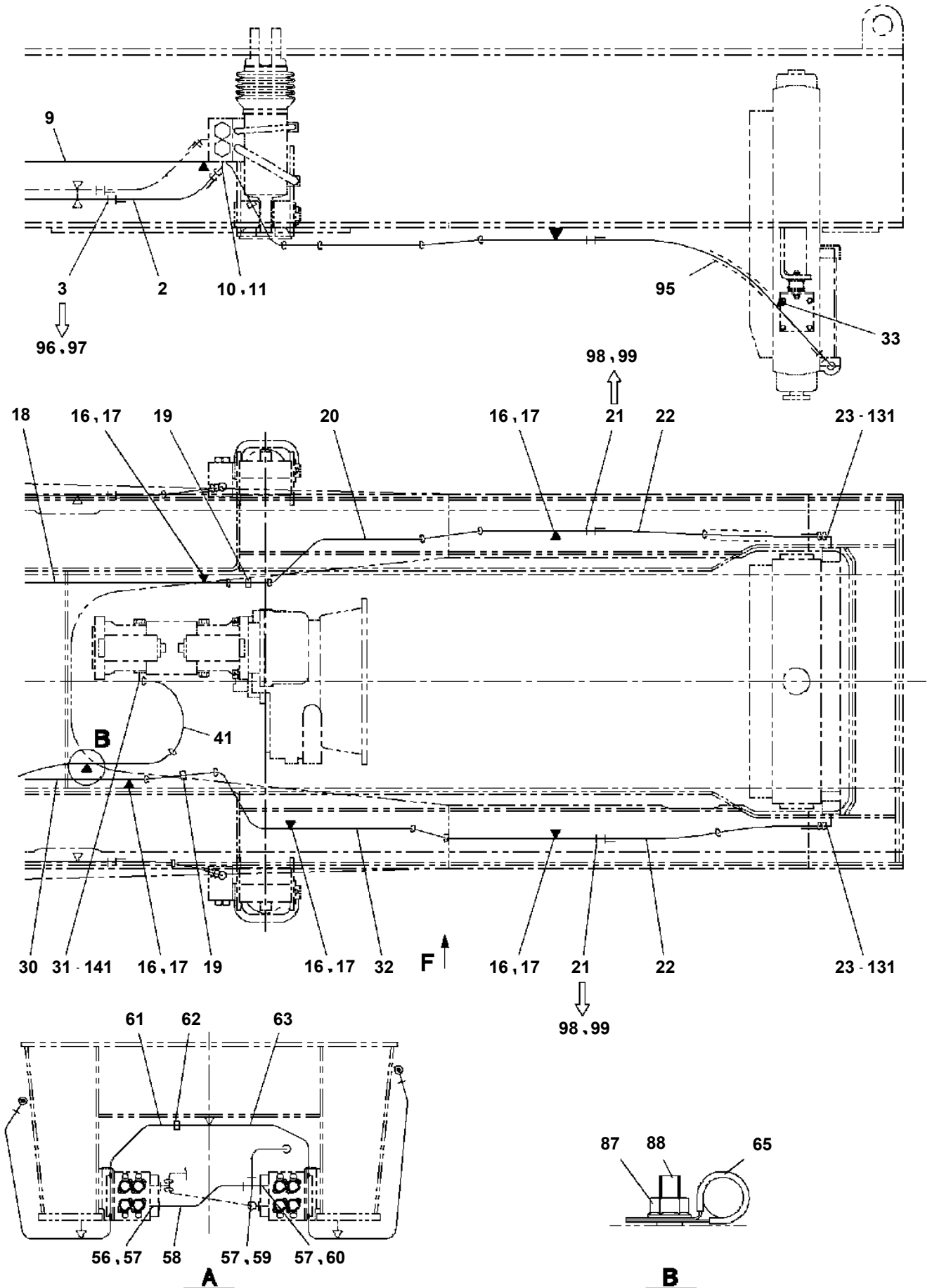
Pos No.	Parts No	Parts Name	Qty	Unit	Technical Data	Serial No (Start)	Se
1	(*****)	SINGLE TOP	1				
2	(*****)	LAMP (SWING WARNING)	1				
3	(*****)	RADIO INSTALLATION	1				
4	(*****)	INFLATOR,AIR	1				
5	(*****)	MOUNT,NON-SLIP PLATE	1				
6	(*****)	SPEAKER	1				
7	(*****)	AIR CONDITIONER SYSTEM	1				
8	(*****)	EVAPORATOR INSTALLATION,AIR CONDITIONER	1				
9	(*****)	PIPING,AIR CONDITIONER	1				
10	36320430000	AIR CONDITIONER	1				
11	34477670000	TABLE,LUNCH	1				
12	(*****)	SWITCH,DETECTOR (OVERWIND)	1				
14	(*****)	VIEW SYSTEM (LEFT FRONT CAMERA)	1				
15	(*****)	MIRROR ASSY (BOOM)	1				

TR-200M-5-00103 6 BOOM + JIB,H,2M2D
 PB1100188-00 PUMP, HYDRAULIC (MAIN)

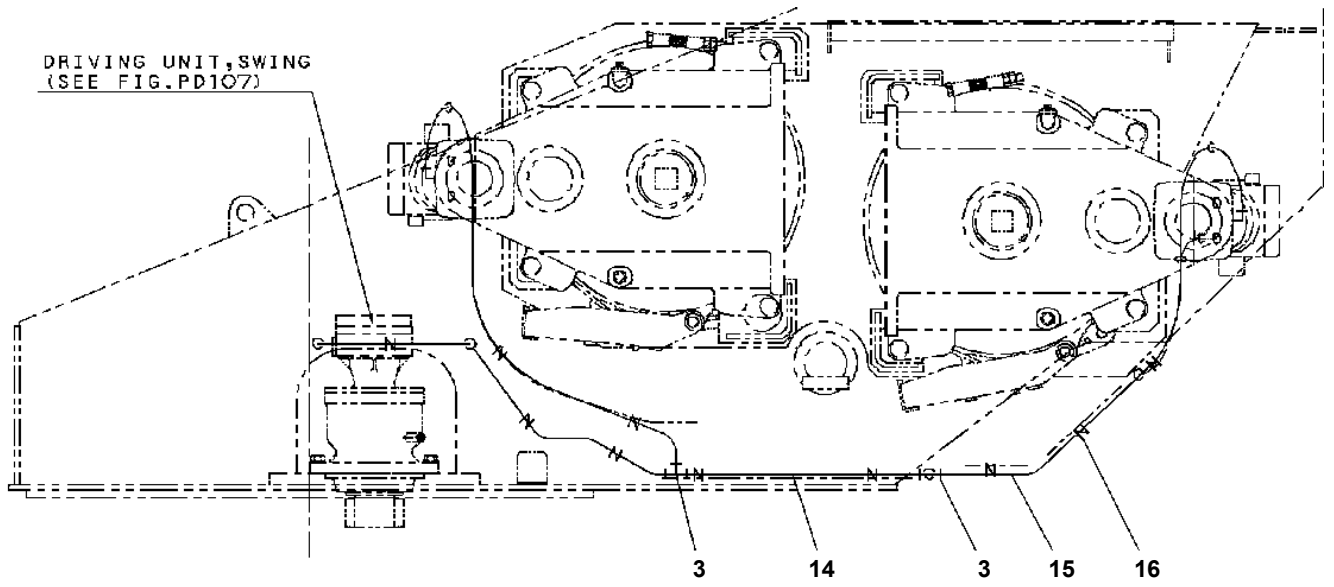
200



TR-200M-5-00103 6 BOOM + JIB,H,2M2D
PB1240144-01 PIPING,LOWER RETURN



TR-200M-5-00103 6 BOOM + JIB,H,2M2D
PB1270113-01 PIPING,DRAIN



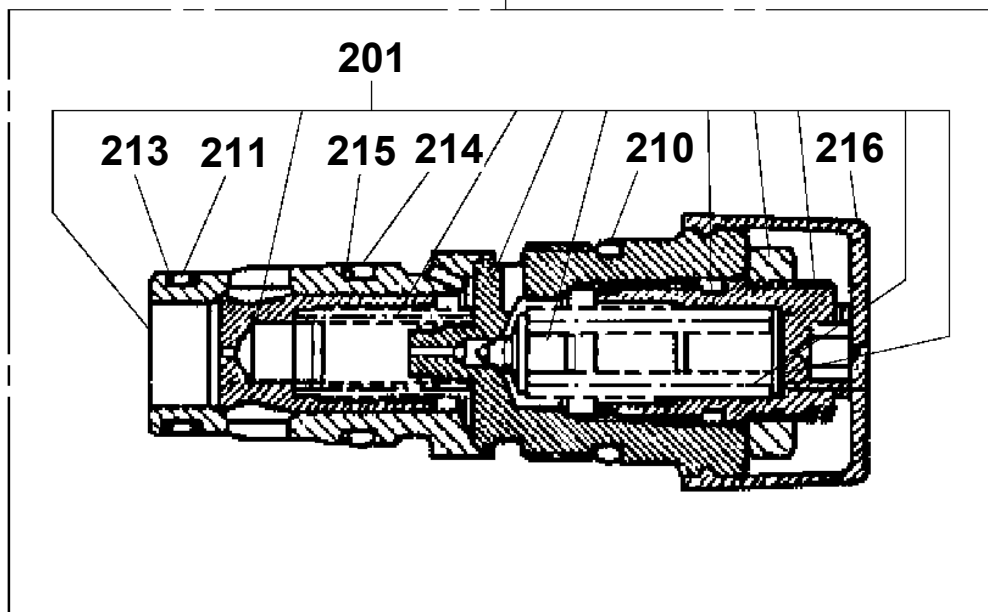
A

TR-200M-5-00103 6 BOOM + JIB,H,2M2D

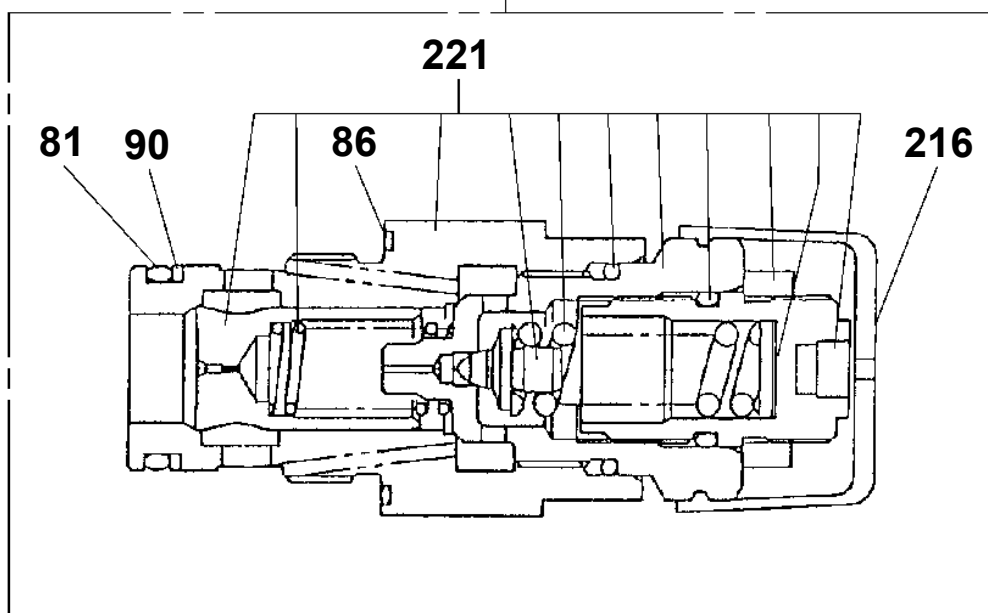
Pos No.	Parts No	Parts Name	Qty	Unit	Technical Data	Serial No (Start)	Serial No (End)
1	36646005240	BODY	1				
2	36646005250	VALVE,UNLOAD	1				
3	36647465010	VALVE,PILOT	1				521987
	36647465100	VALVE,PILOT	1			521988	
4	36646565030	COVER (BOTTOM)	1				
5	91002905500	O-RING	2		1B G55		
6	91002800600	O-RING	7		1B P6		
7	36647465020	BOLT	4		L=126		
8	90201200800	NUT	8		M8		
9	36646005060	VALVE,REDUCING	1				
10	36634515010	PLUG ASSY	1				
11	36634535210	PLUG	1		PF1/4		
12	91002801100	O-RING	1		1B P11		
13	36647205050	PLUG	4		NPT1-16		
23	36633405190	SPRING	1				
25	80602110080	RING,RITAINING	2		R8		
26	91002801100	O-RING	1		1B P11		521987
	91002801100	O-RING	1		1B P11		
27	91002802000	O-RING	1		1B P20		
29	91000501800	O-RING	1		ARP568-018		
30	36646005110	SPRING	1				
32	36646005120	FILTER	1				
33	91000512000	O-RING	1				
34	91002800600	O-RING	2		1B P6		
35	36647205050	PLUG	4		NPT1-16		521987
	36647205050	PLUG	7		NPT1-16		
36	36647205070	PLUG	1		GPM1/32		
42	36630045210	NUT,CAP	1				
43	36630045200	SCREW (ADJUSTING)	1		M10X25		
44	16025153020	SPRING	1				
45	36630045220	NUT	1		M10		
46	14225101010	VALVE,REGULATOR	2				
47	36646005290	BODY (REGULATOR)	1				
48	91001001600	O-RING	2		1A S16		
49	91002802200	O-RING	3		1B P22		
50	36647465070	SEAT	1				
51	91002801001	O-RING	1		1B P10A		
52	36646005310	STOPPER	1				
53	91000501500	O-RING	2		AS568-015		
55	91000501300	O-RING	1		AS568-013		
57	36647465090	SPACER	1				
58	36634915280	PLUG	3				521987
	36634915280	PLUG	2				
59	91002800800	O-RING	2		1B P8		
	91002800800	O-RING	3		1B P8		521987
61	36646005150	SPRING (RETURN)	1				
62	36646005330	SEAT (A)	1				
63	36646005160	SPRING	1				
65	36647205080	PLUG	1		PF1/4		
67	90131506060	BOLT,HEXAGON SOCKET	4		M6X60		
75	36646005170	SPRING	2				521987
76	91001001120	O-RING	4		1A S11.2		521987
77	91001001200	O-RING	2		1A S12		521987
82	36646005180	SPRING	2				521987
84	36634535210	PLUG	1		PF1/4		521987
91	36636005160	SOLENOID ASSY (WITH CONNECTOR)	2				521987
103	91002801200	O-RING	1		1B P12		
104	36645795060	FILTER	1				
105	91002801600	O-RING	1		1B P16		
107	36646005200	SPRING	1				
114	36646005260	SEAT,SPRING	1				
121	36636005150	SOLENOID ASSY	2				521987
200	36647460000	VALVE,SOLENOID CONTROL	1				

TR-200M-5-00103 6 BOOM + JIB,H,2M2D
PB1360007-00 VALVE,PILOT CONTROL

100



101



TR-200M-5-00103 6 BOOM + JIB,H,2M2D

Pos No.	Parts No	Parts Name	Qty	Unit	Technical Data	Serial No (Start)	Serial No (End)
130	89640101000	HOSE	1		880-NFK,1M		
132	81408000160	PIPE,STEEL	1	M	12X1.4T		
133	91002801600	O-RING	2		1B P16		
134	91810130250	FASTENER	9				
135	80441010908	FITTING	1		PF1/2-12.7		
136	90303071001	WASHER,PLAIN	2		10		
137	37000925630	JOINT	1		S,G3/4-G3/4		
139	36672630000	FILTER (WITH O-RING)	1				
140	80316070040	PLUG	2		PF1/4		
141	80400160127	JOINT	1				
142	37002446630	HOSE	1		L=750		
143	90101208065	BOLT	2		M8X65		
202	34343771800	SUPPORT	1				
203	90101212030	BOLT	5		M12X30		
204	90201201200	NUT	5		M12		521957
	90201201200	NUT	2		M12	521958	
205	90302041201	WASHER,SPRING	5		12		
206	90303071201	WASHER,PLAIN	5		12		
211	91002802900	O-RING	1		1B P29		
221	91002801800	O-RING	6		1B P18		
224	91002801100	O-RING	30		1B P11		
241	91002802400	O-RING	3		1B P24		
251	91002801400	O-RING	3		1B P14		
261	36671975030	BODY	1				521967
262	36671975040	ELEMENT	1				521967

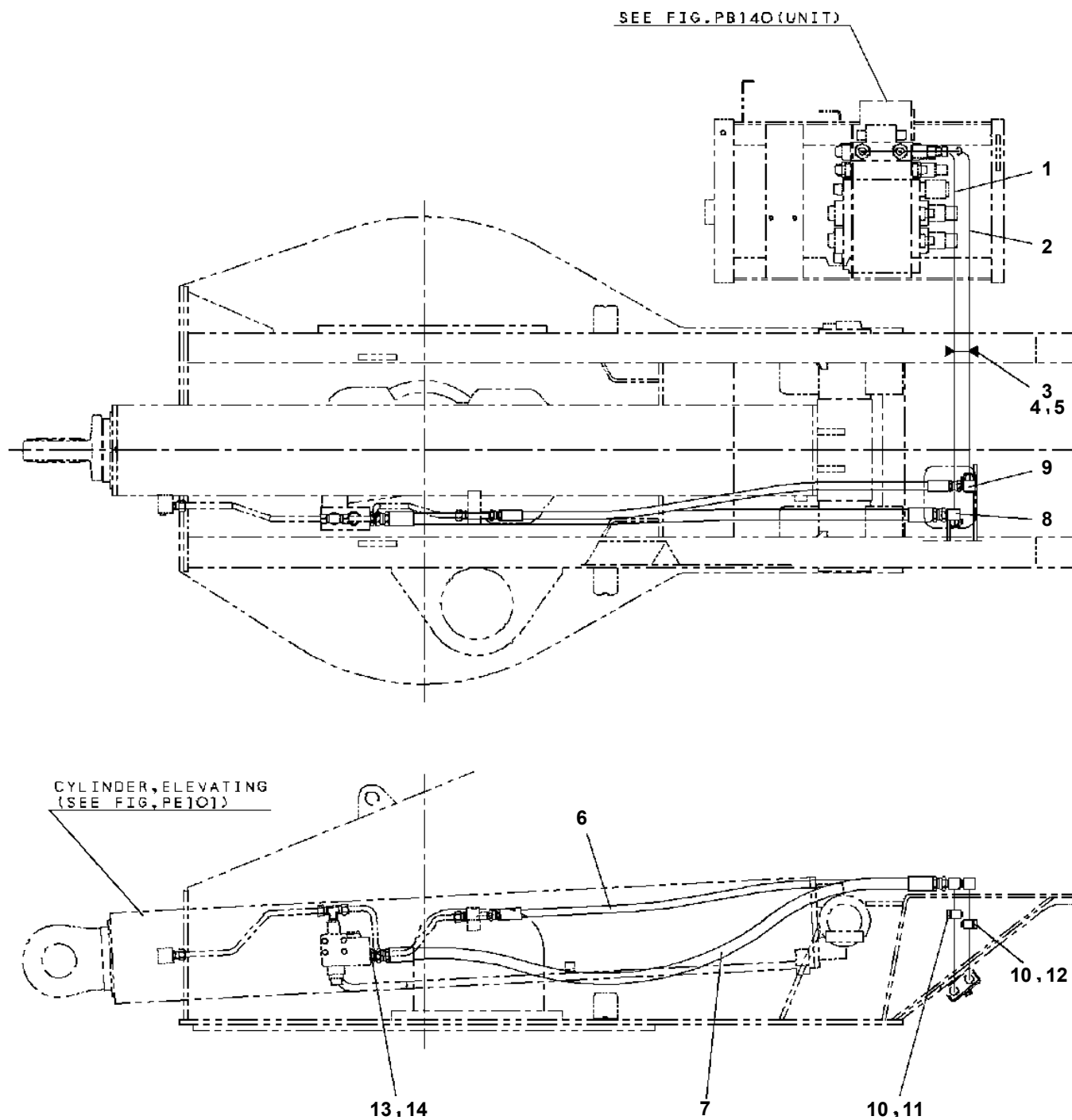
TR-200M-5-00103 6 BOOM + JIB,H,2M2D

Pos No.	Parts No	Parts Name	Qty	Unit	Technical Data	Serial No (Start)	Serial
1	34731102000	SWITCH ASSY (OUTRIGGER OPERATION BOX)	1				
2	90186208020	BOLT,FLANGE	3		M8X20		

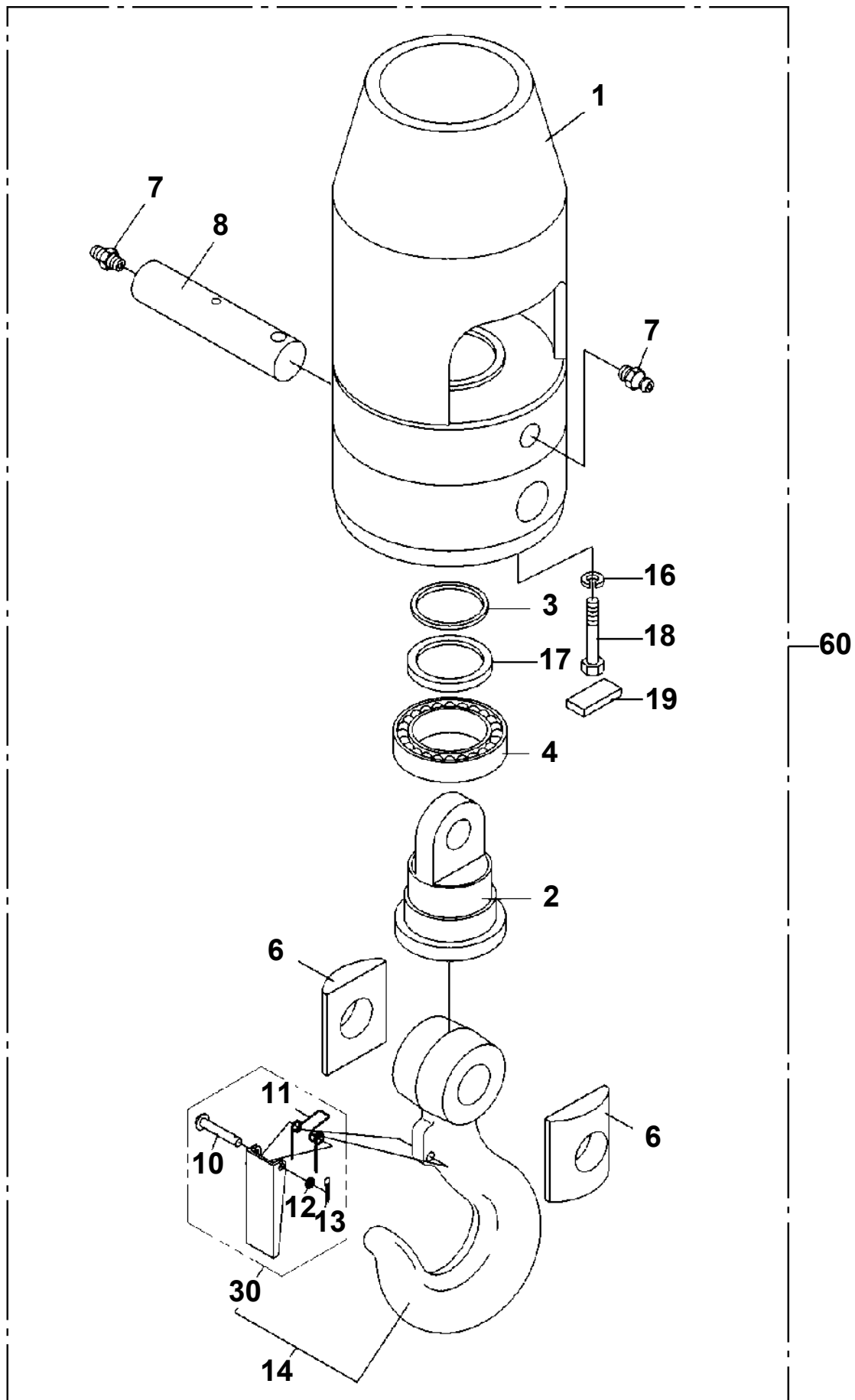
TR-200M-5-00103 6 BOOM + JIB,H,2M2D

Pos No.	Parts No	Parts Name	Qty	Unit	Technical Data	Serial No (Start)	Serial No (End)	Remark
1	36131480000	DETECTOR ASSY (LENGTH)	4					
2	80182306035	SCREW,MACHINE	4					
3	90302040601	WASHER,SPRING	16		6			
4	37001107031	ROLLER ASSY	4					
5	80601110170	RING,RITAINING	4		S17			
6	34950941100	PIN	4					
7	80182306014	SCREW,MACHINE	12		M6X14			
8	90101208014	BOLT	12		M8X14			
9	90302040801	WASHER,SPRING	12		8			
10	90303070801	WASHER,PLAIN	12		8			
11	34951181101	COVER	4					
12	34951181200	SUPPORT	4					
13	80136320016	PIN,SPLIT	4		2X16			
14	90303070601	WASHER,PLAIN	4		6			

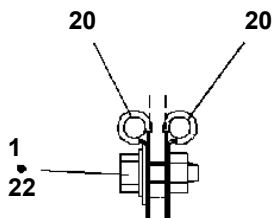
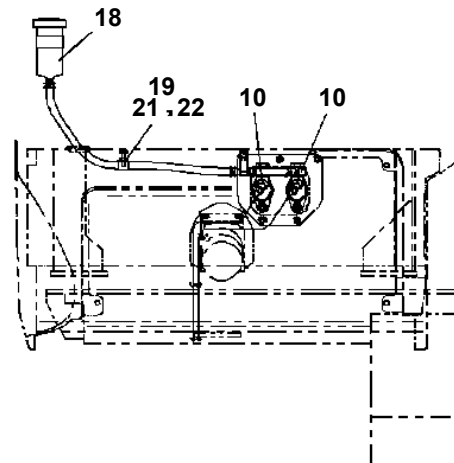
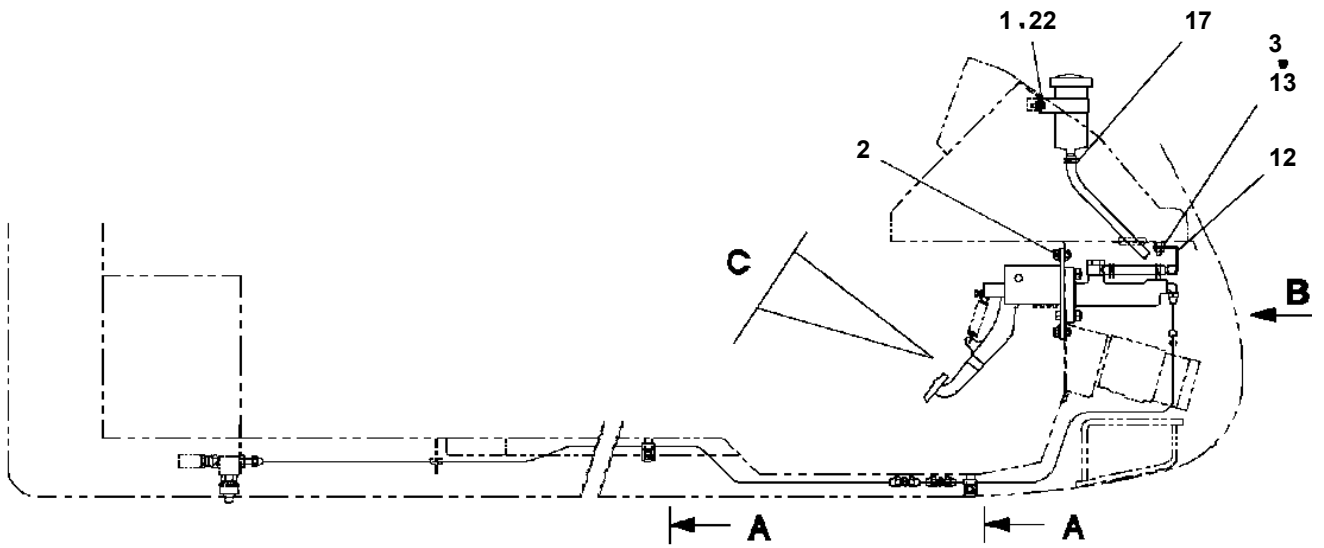
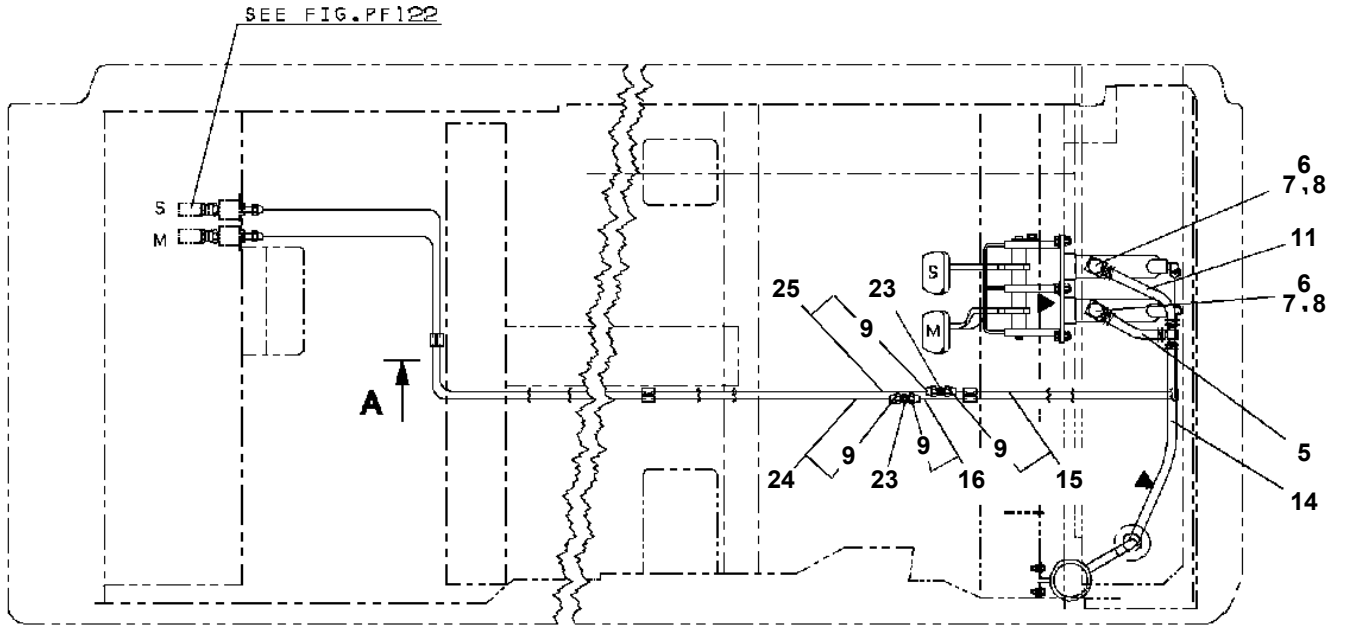
TR-200M-5-00103 6 BOOM + JIB,H,2M2D
PE1200107-00 PIPING,ELEVATING



TR-200M-5-00103 6 BOOM + JIB,H,2M2D
PF1050333-00 HOOK (AUXILIARY)



TR-200M-5-00103 6 BOOM + JIB,H,2M2D
PF1110065-00 OPERATION SYSTEM, WINCH BRAKE



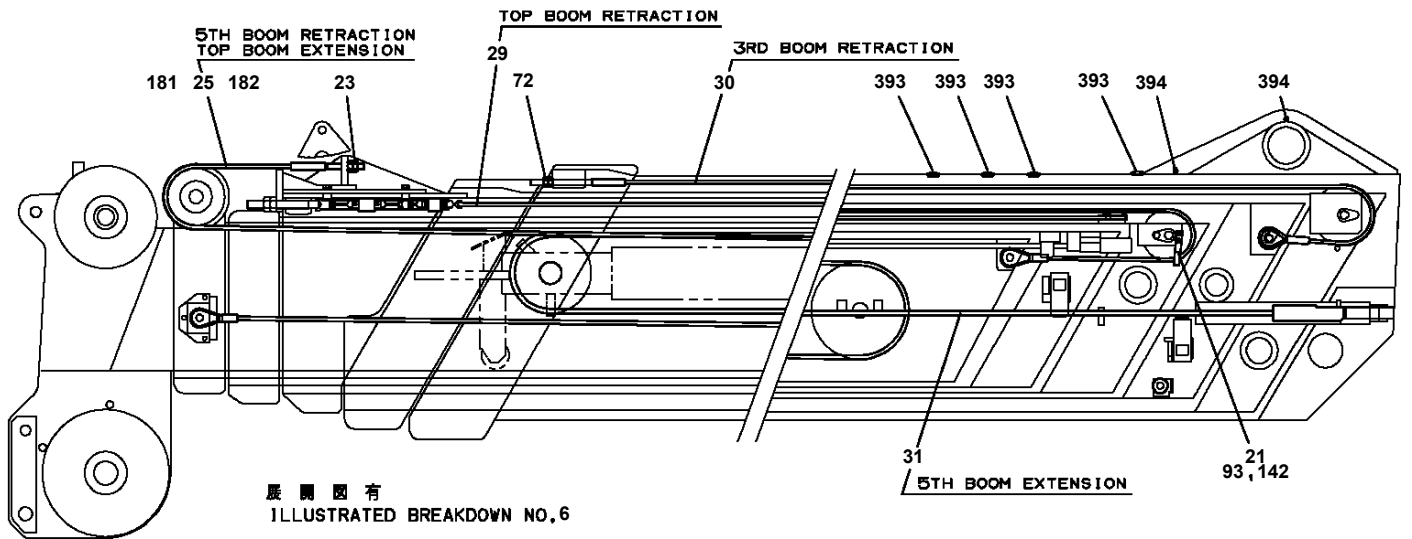
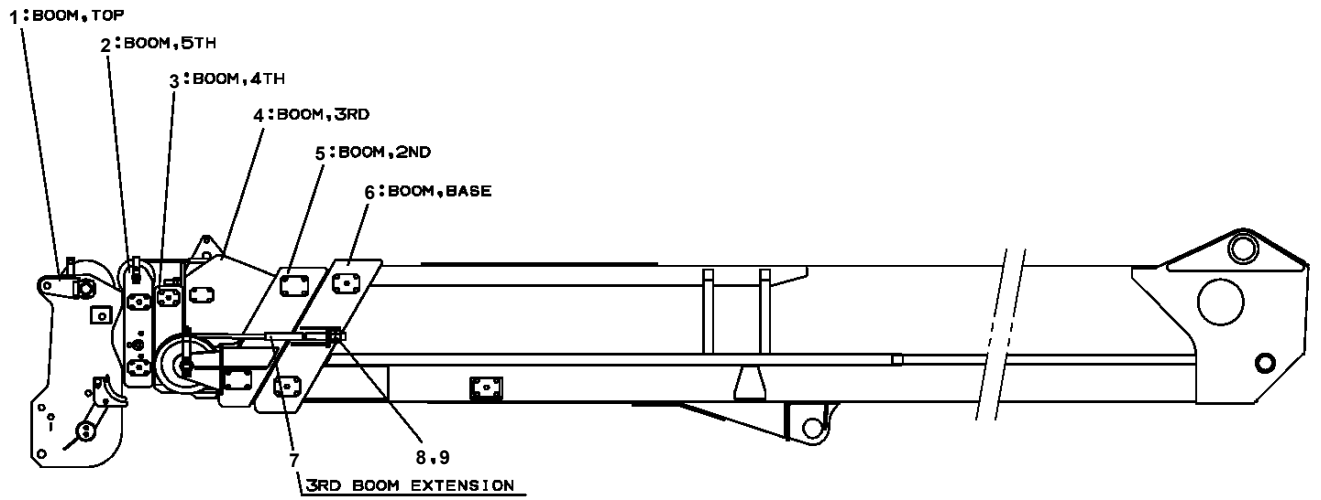
A

B

TR-200M-5-00103 6 BOOM + JIB,H,2M2D

Pos No.	Parts No	Parts Name	Qty	Unit	Technical Data	Serial No (Start)	Serial No (End)	Remarks	Page
1	36180030000	SENSOR,SPEED	2						
11	34960117510	KEY (FOR SENSOR)	2						

TR-200M-5-00103 6 BOOM + JIB,H,2M2D
 PG1010601-02 BOOM



TR-200M-5-00103 6 BOOM + JIB,H,2M2D

Pos No.	Parts No	Parts Name	Qty	Unit	Technical Data	Serial No (Start)	Serial No (End)
331	80576000207	BEARING,BALL	3				
341	34201343400	ROLLER	1				
342	34201343350	SUPPORT	1				
343	37000138640	PIN	1				
344	90101208010	BOLT	1		M8X10		
345	90302040801	WASHER,SPRING	1		8		
352	80602110900	RING,RITAINING	2		R90		
353	80516006308	BEARING,BALL	2				
367	37002006960	PLATE,SLIDE	2				
393	82121800010	PLUG (OTUKA)	8				
394	82456101000	NIPPLE,GREASE	3		A-PT1/8		
401	37000403510	BEARING,PLAIN (OILES)	2				
	37000403750	BEARING,PLAIN (SANKYO OILLES)	2				

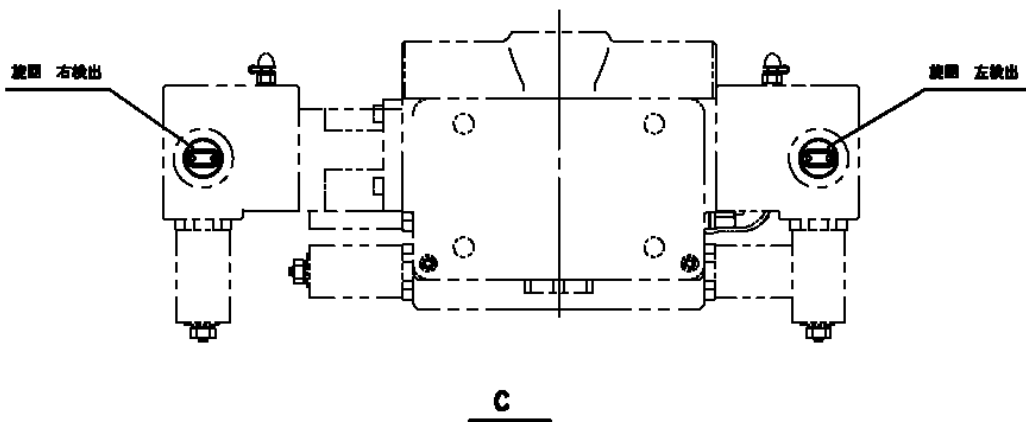
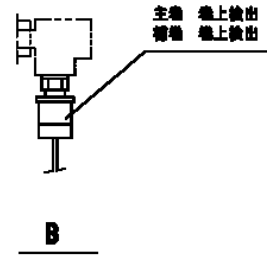
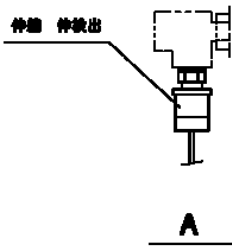
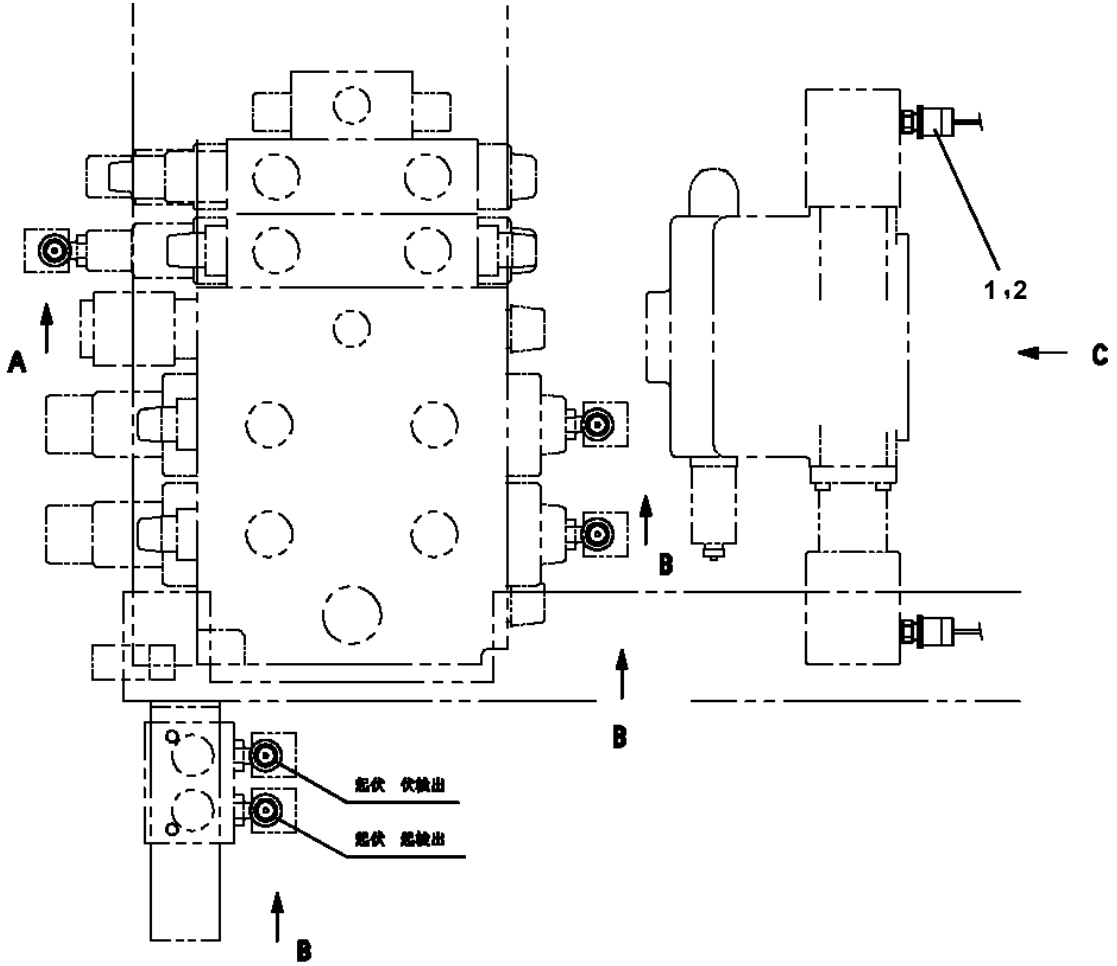
TR-200M-5-00103 6 BOOM + JIB,H,2M2D

Pos No.	Parts No	Parts Name	Qty	Unit	Technical Data	Serial No (Start)	Serial No (End)	Re
141	37001100380	ROLLER ASSY	4					
142	18616057000	COLLAR	4		L=5			
143	90303102001	WASHER,PLAIN	4		20			
144	80136340030	PIN,SPLIT	4		4X30			
145	37000168560	PIN	2					
148	37000301110	SPACER	2		L=55			
161	80516006204	BEARING,BALL	4					
162	80602110470	RING,RITAINING	4		R47			
172	80612111270	RING,RITAINING	2		AR127	521989		
173	37000404100	BEARING,PLAIN	2			521989		
201	36015799901	PACKING SET	2		120X140			

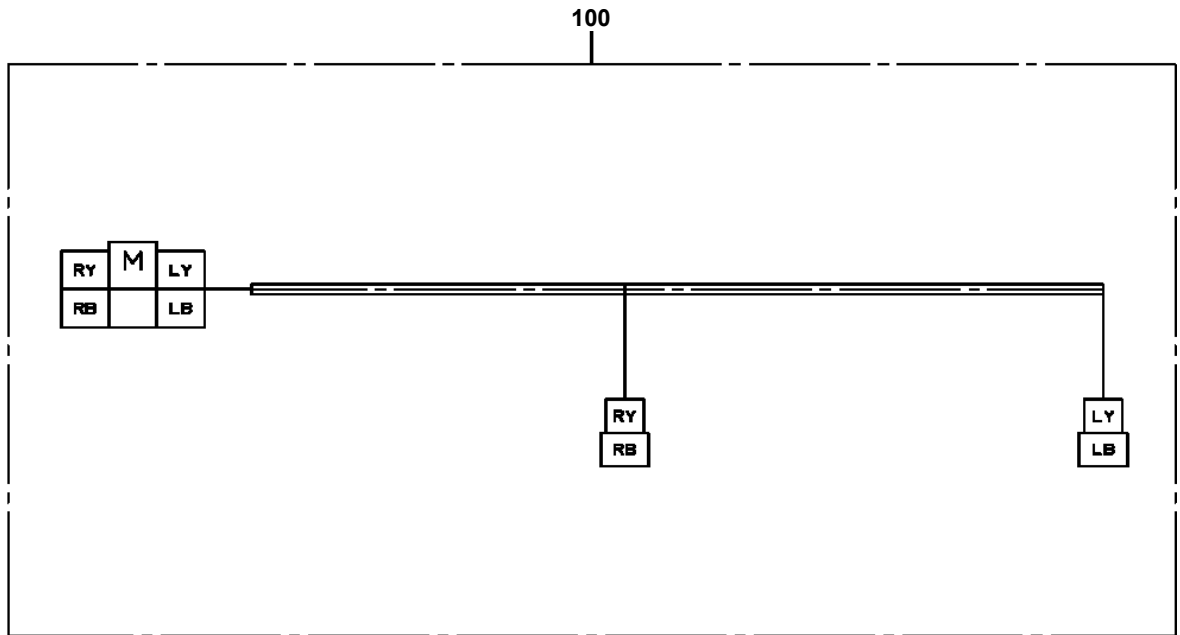
TR-200M-5-00103 6 BOOM + JIB,H,2M2D

Pos No.	Parts No	Parts Name	Qty	Unit	Technical Data	Serial No (Start)	Serial No (End)	Remarks	Pages
1	82108901190	SWITCH	1						
2	34950930100	SUPPORT	1						
3	90101208012	BOLT	2		M8X12				
4	90302040801	WASHER,SPRING	2		8				

TR-200M-5-00103 6 BOOM + JIB,H,2M2D
 PH1170069-00 DETECTOR,CONTROL VALVE ACTUATION

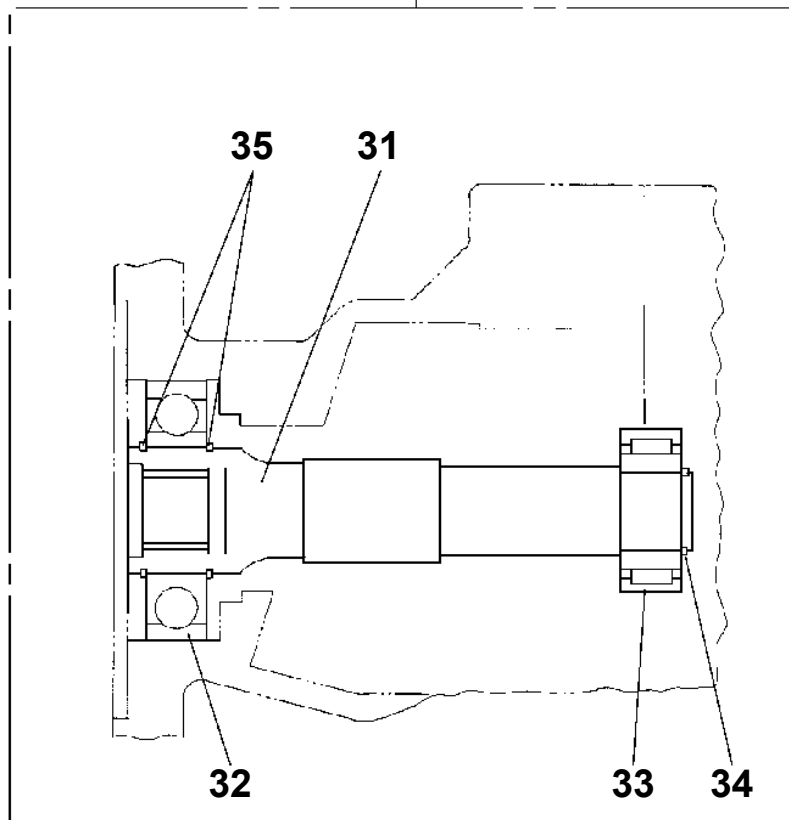


TR-200M-5-00103 6 BOOM + JIB,H,2M2D
PH5031277-00 HARNESS

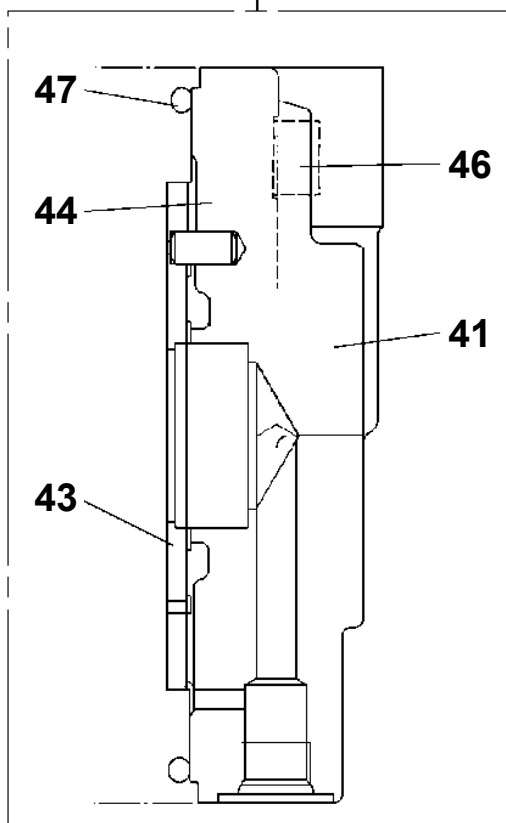


TR-200M-5-00103 6 BOOM + JIB,H,2M2D
PI1010153-01 MOTOR,HYDRAULIC (SWING)

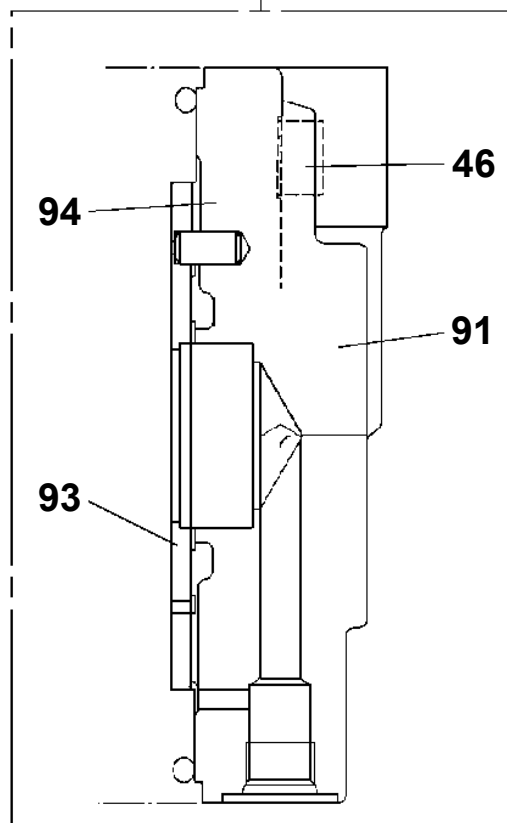
3



4



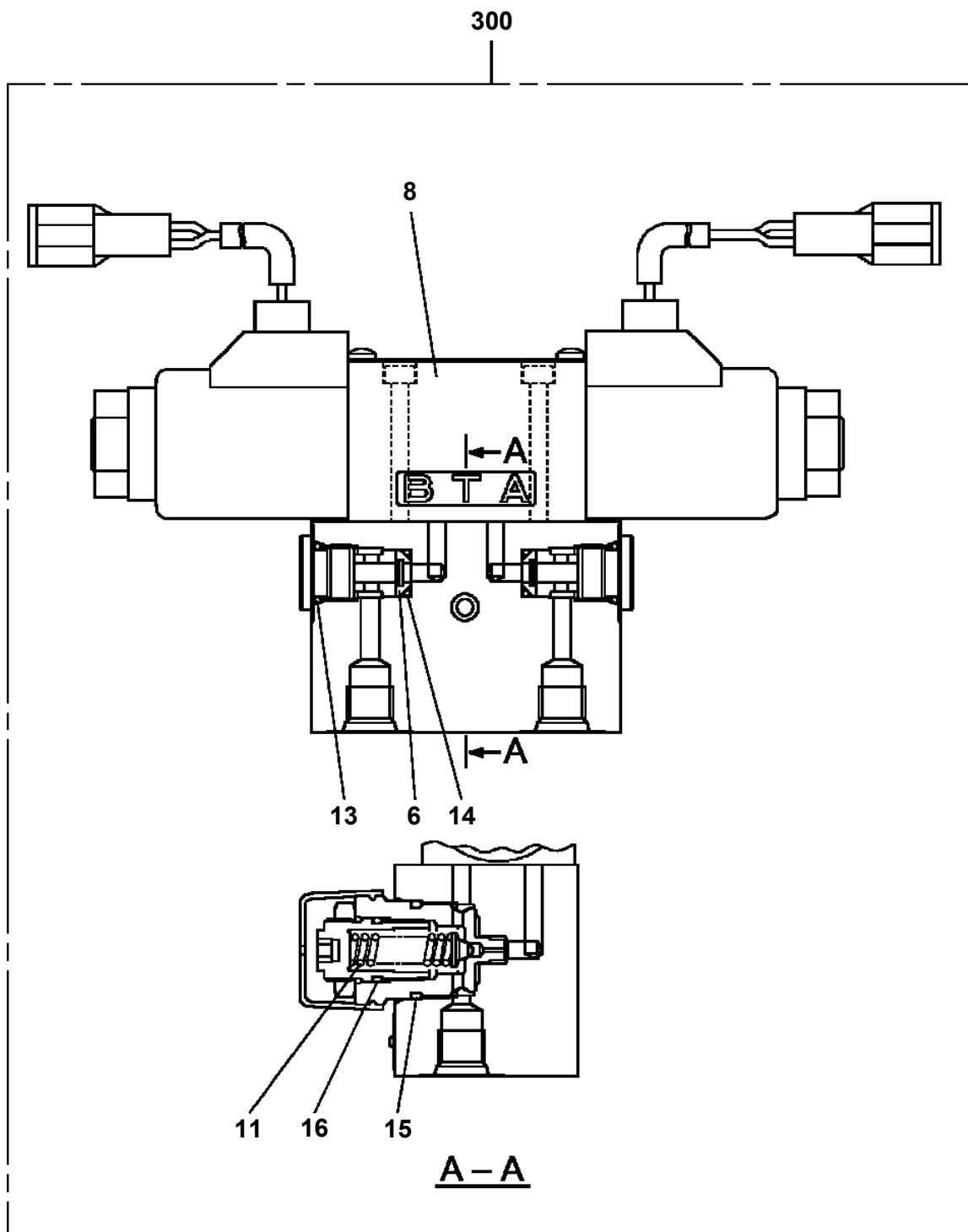
64



TR-200M-5-00103 6 BOOM + JIB,H,2M2D

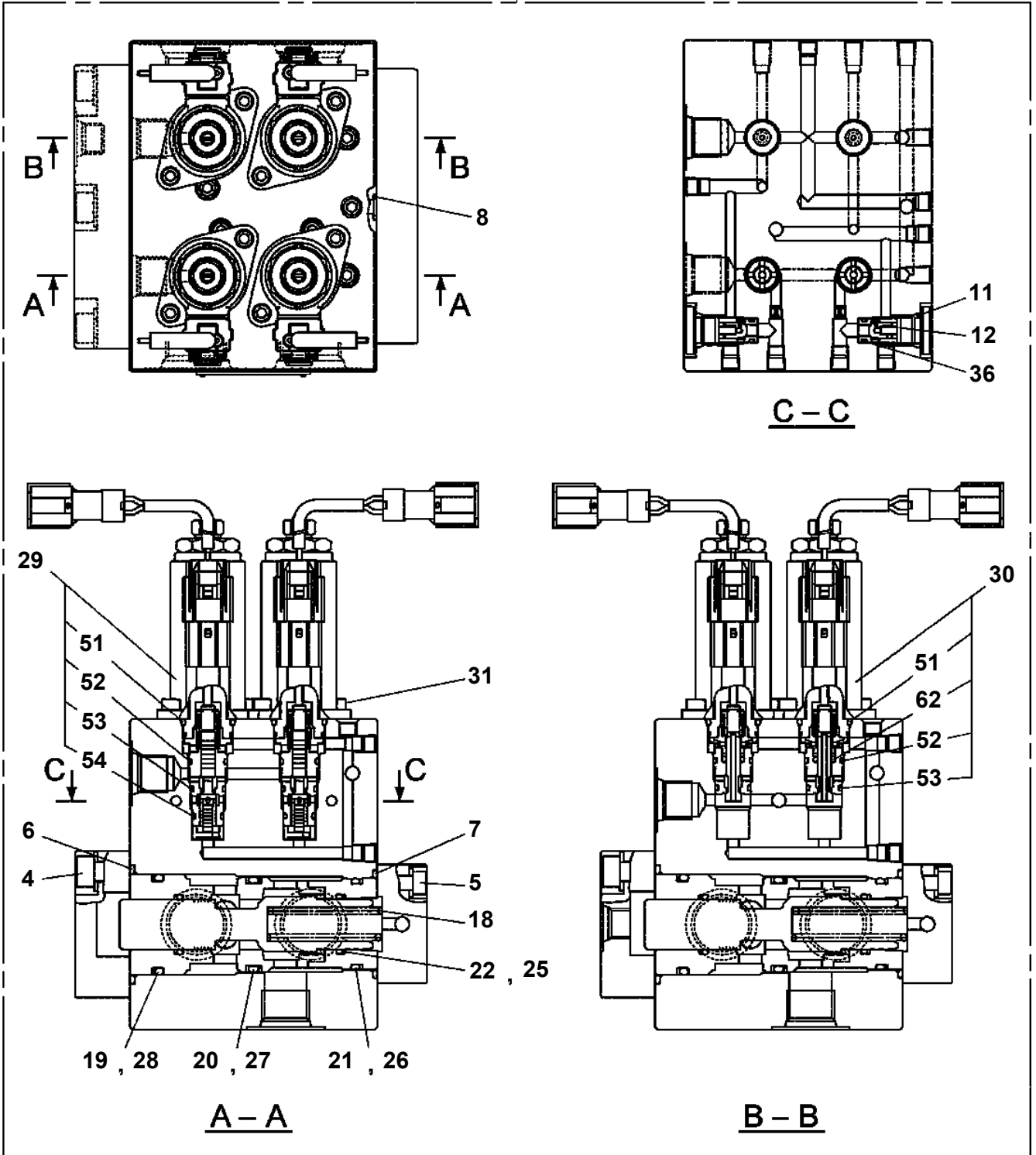
Pos No.	Parts No	Parts Name	Qty	Unit	Technical Data	Serial No (Start)	Serial No (End)	Remarks	Page
6	36061095020	PACKING	1						
7	36061095030	BOLT,STOPPER	1						
21	36061095010	INNER KIT	1						
30	36061550000	CYLINDER,MASTER	1						

TR-200M-5-00103 6 BOOM + JIB,H,2M2D
PI1120161-02 VALVE,SOLENOID



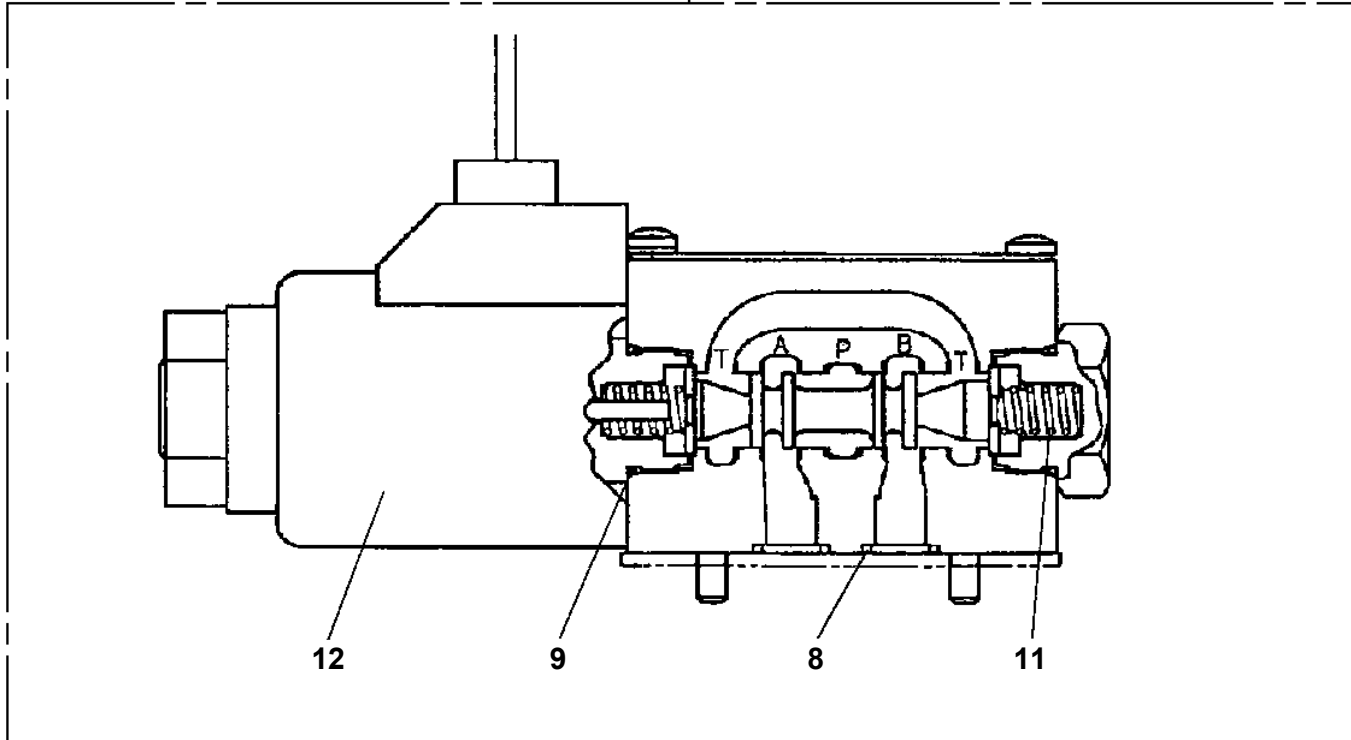
TR-200M-5-00103 6 BOOM + JIB,H,2M2D
 PI1120204-02 VALVE,SOLENOID

100

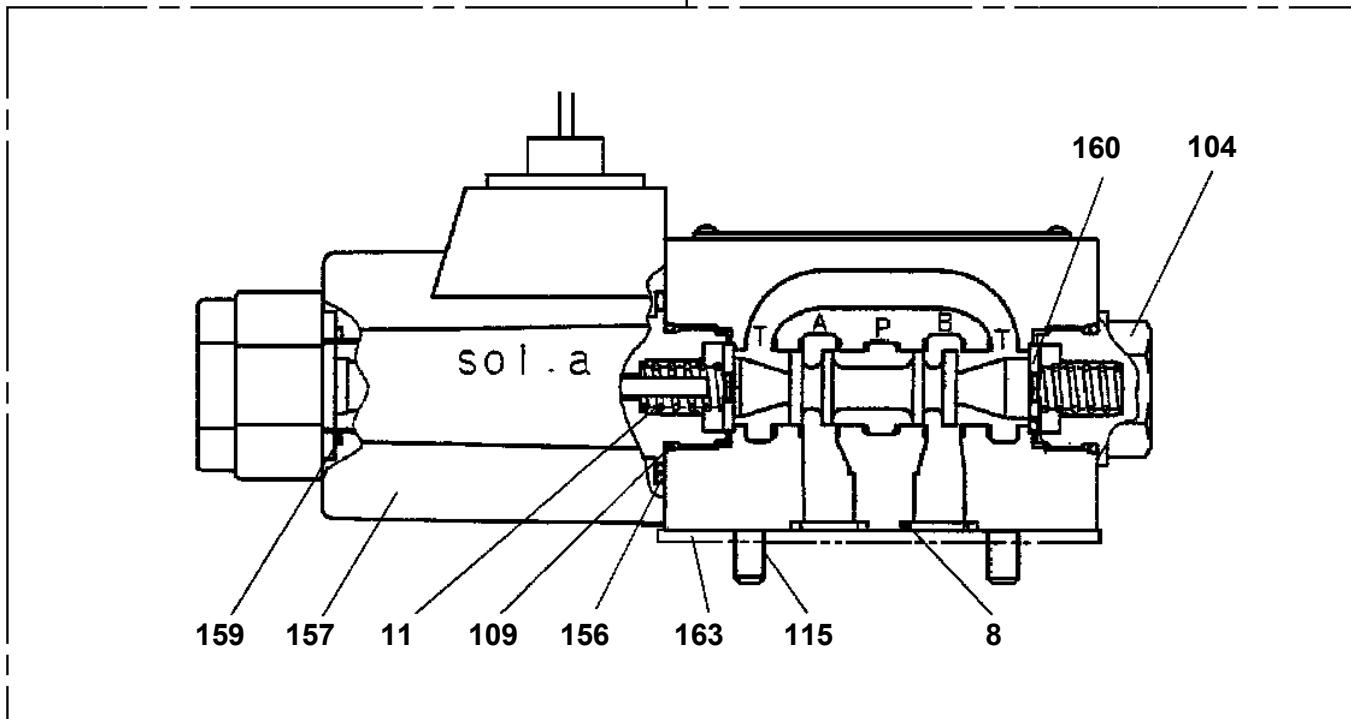


TR-200M-5-00103 6 BOOM + JIB,H,2M2D
PI1120265-01 VALVE,SOLENOID

200

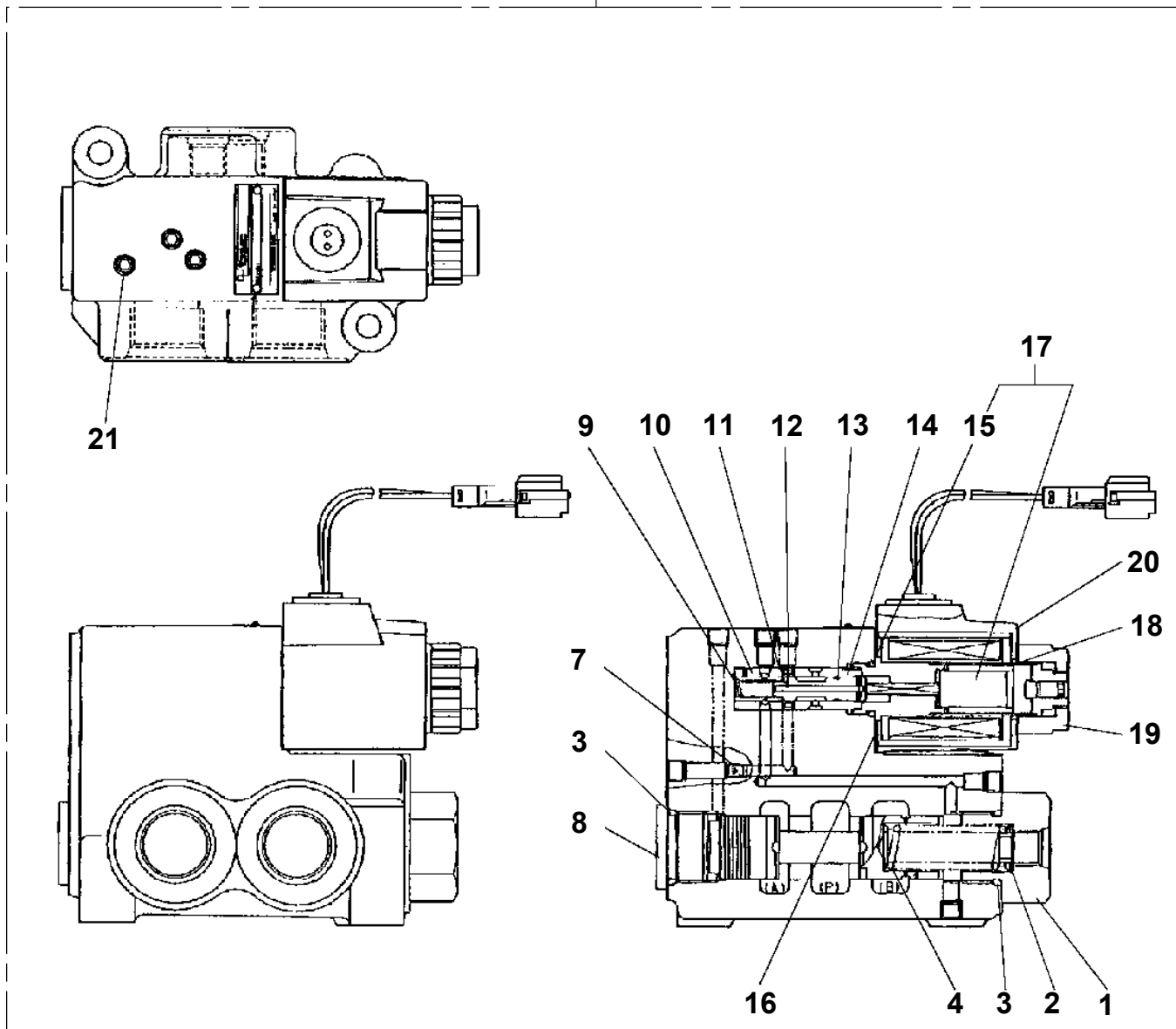


200

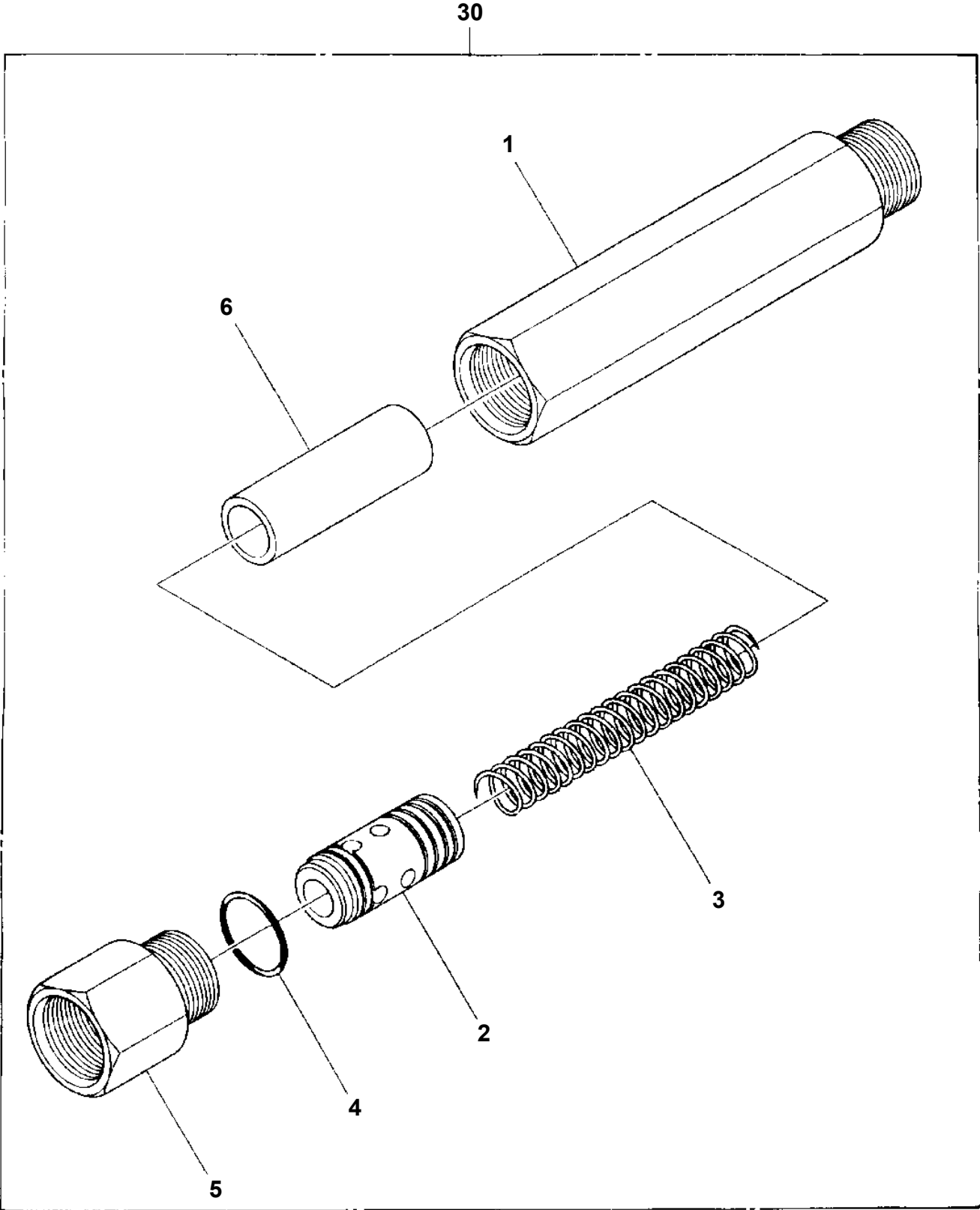


TR-200M-5-00103 6 BOOM + JIB,H,2M2D
PI1130039-00 VALVE,HYDRAULIC

100

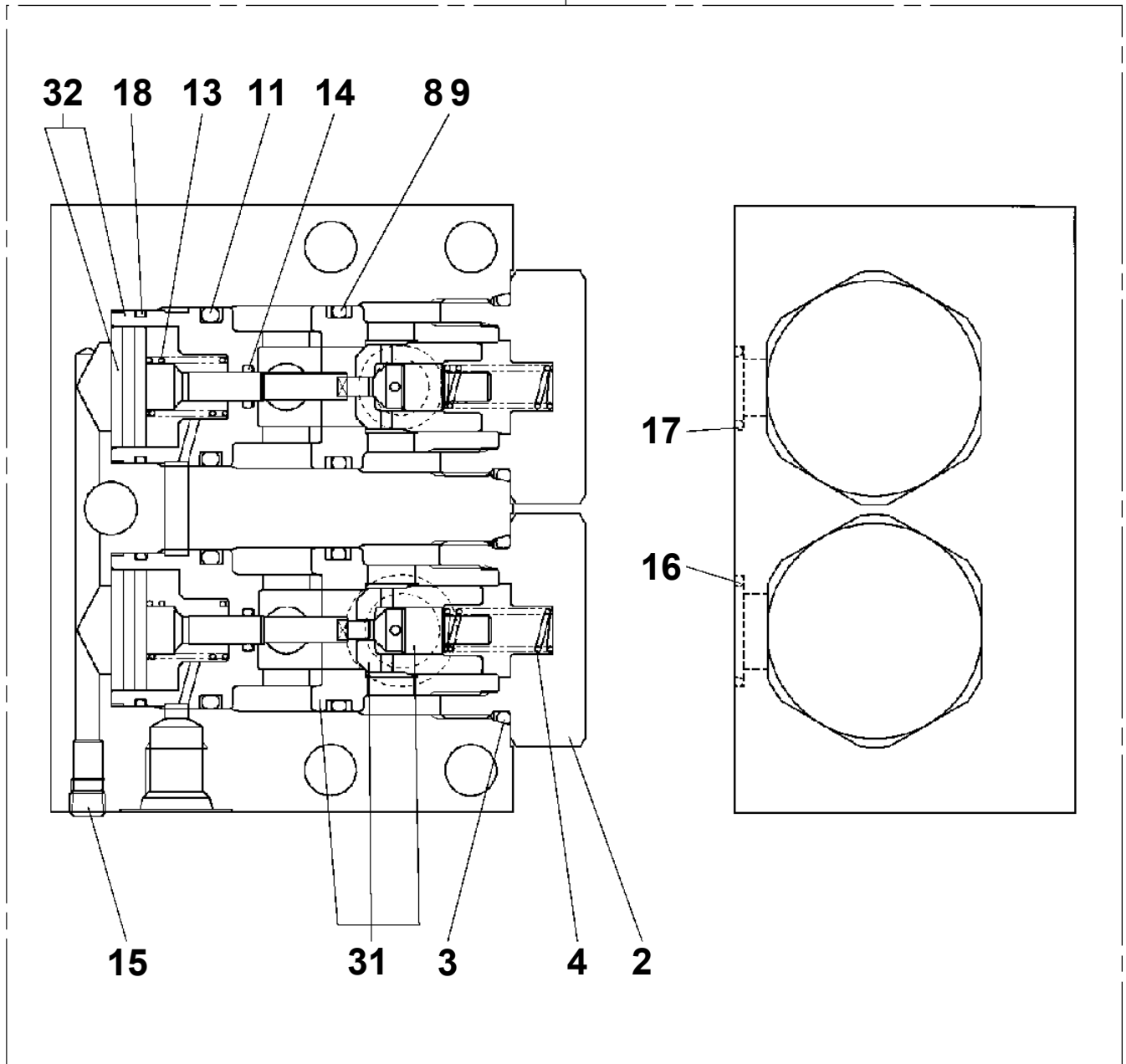


TR-200M-5-00103 6 BOOM + JIB,H,2M2D
PI1140115-00 VALVE,CHECK



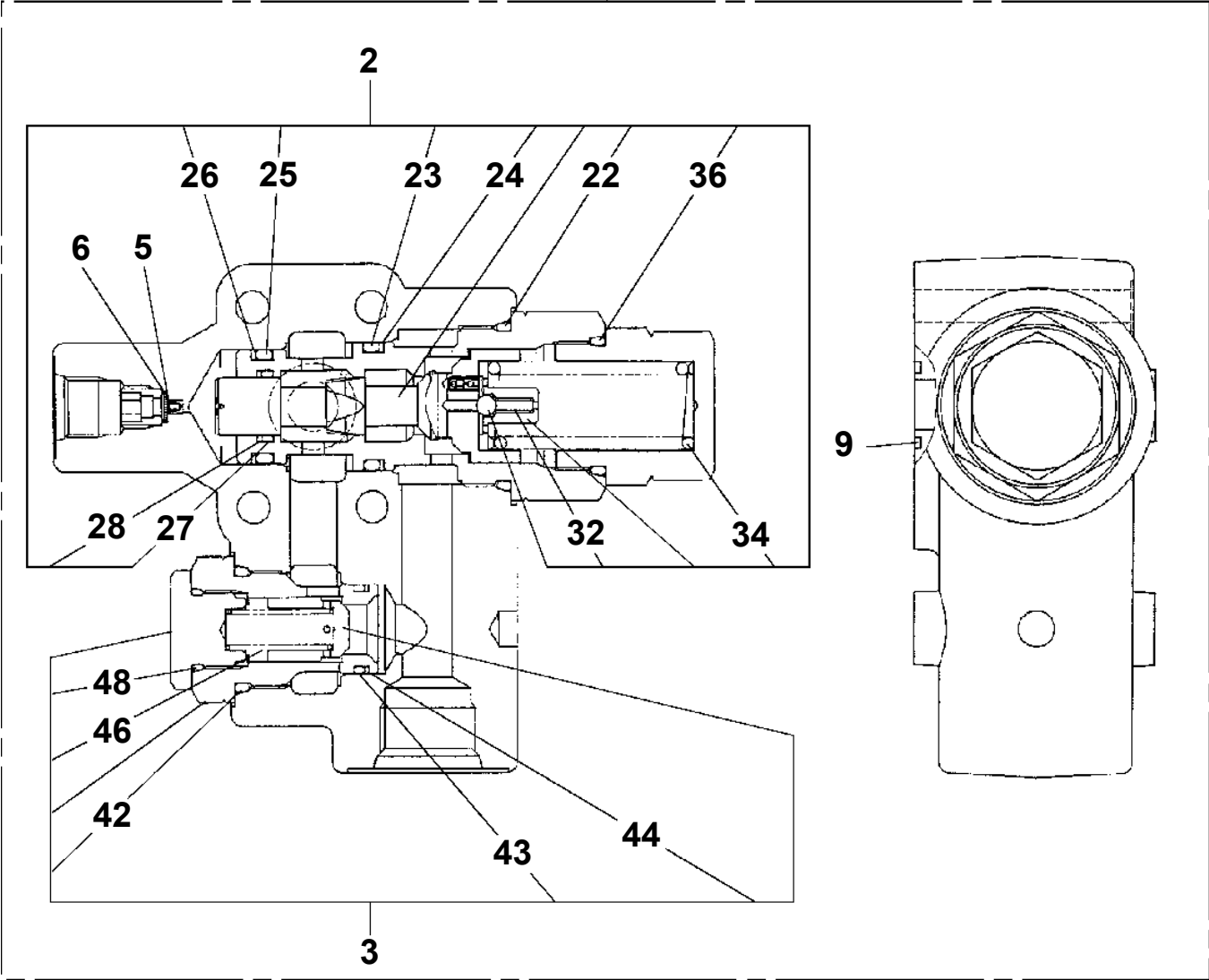
TR-200M-5-00103 6 BOOM + JIB,H,2M2D
PI1140174-00 VALVE,CHECK

50

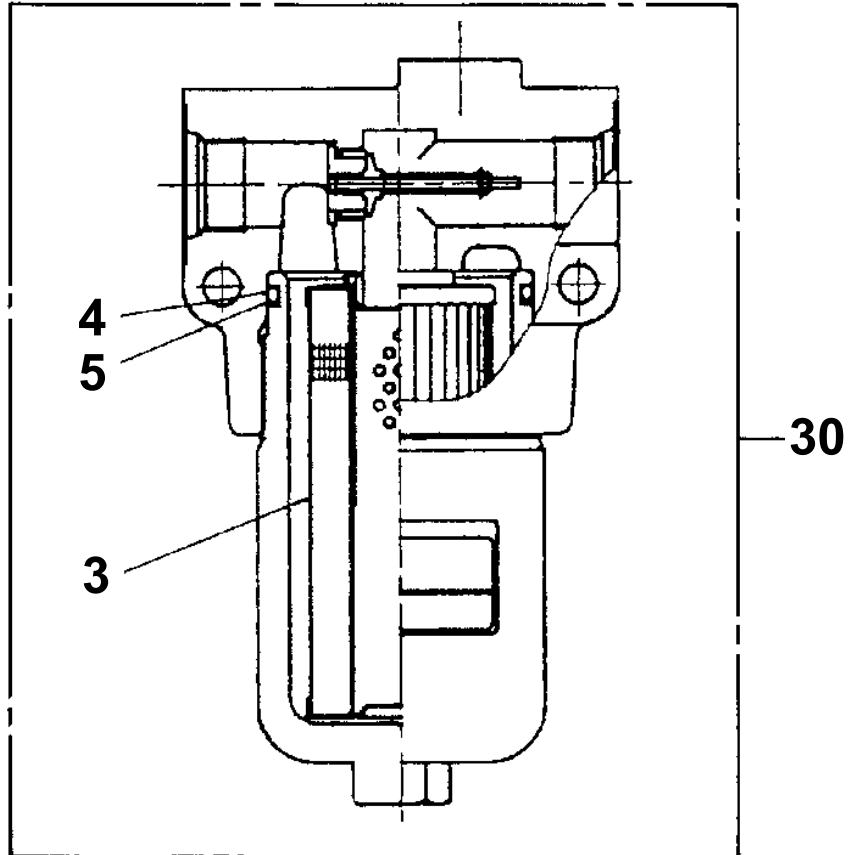


TR-200M-5-00103 6 BOOM + JIB,H,2M2D
PI1250115-01 VALVE,COUNTERBALANCE

50



TR-200M-5-00103 6 BOOM + JIB,H,2M2D
PI1300029-00 FILTER,OIL



TR-200M-5-00103 6 BOOM + JIB,H,2M2D

Pos No.	Parts No	Parts Name	Qty	Unit	Technical Data	Serial No (Start)	Serial
204	34260237500	RUBBER (BLADE,WIPER)	2		L=714		
231	34260639420	WEDGE (RIGHT-FRONT)	1				
232	34260639430	WEDGE (RIGHT-REAR)	1				
241	34260639380	TRIM (RIGHT-FRONT, L=1650)	1				
242	34260639390	TRIM (RIGHT-REAR,L=2300)	1				
243	34260639400	TRIM (FRONT,L=3600)	1				
244	34260639410	TRIM (ROOF,L=3500)	1				
251	34260587510	JUNCTION (CAB BODY SIDE)	1				
252	34260587520	JUNCTION (DOOR SIDE)	1				
261	34260585700	SWITCH,STARTER (WITH CONNECTOR)	1				
271	34260585600	SWITCH ASSY (STARTER & DOOR LOCK SET)	1				
281	34260639460	ARM	1				
282	80516006900	BEARING,BALL	2				
283	80601110100	RING,RITAINING	4		S10		
291	34260639490	ARM ASSY	1				
292	80720104020	PIN,SPRING	2		4X20		
294	80516006200	BEARING,BALL	2				
296	34260639500	PIN	2				
297	34260639510	WASHER,THRUST	3				
301	34260639540	ROD ASSY (REMOTE)	1				
302	34260639550	ROD	1				
311	34260639560	ARM ASSY	1				
312	80516006000	BEARING,BALL	2				
315	34260639570	WASHER,THRUST	2				
331	34260639600	PLATE	1				
333	90302040601	WASHER,SPRING	1		6		
335	34260639610	STOPPER (RUBBER)	1				
336	34260639620	COLLAR	1				
337	90101206030	BOLT	1		M6X30		
338	34260639630	HOOK (SPRING)	1				
339	90303070801	WASHER,PLAIN	1		8		
341	99172106012	BOLT,TAPPING	9		M6X12		
351	34260639470	PLATE	1				
352	34260639480	PIN	1				
361	34260639520	ARM	1				
362	34260639530	PIN	1				
381	34260639640	PLATE	1				
382	34260639650	PLATE	1				
383	34260639680	PIN	2				
384	34260639690	LEVER	1				
385	34260639700	PIN	1				
386	34260639710	LINK	1				
387	34260639660	HOOK	1				
388	34260639670	PIN	1				
391	34260657580	BOLT,HEXAGON SOCKET(WITH WASHER)	5		M8X16		
392	80192486016	SCREW,MACHINE	8		M6X16		
393	34260657590	SCREW,MACHINE (WITH PW)	1		M5X16		
394	80185306012	SCREW,MACHINE	5				
395	80192486012	SCREW,MACHINE	12		M6X12		
396	34260657600	BOLT (WITH WASHER)	3		M8X25		
397	90303070501	WASHER,PLAIN	1		5		
398	80136015010	PIN,SPLIT	1		1.5X10		
400	90925040121	SCREW,TAPPING	1				
401	34260657610	SCREW,MACHINE (WITH PW)	10		M4X10		
402	34260657620	SCREW,MACHINE (WITH PW)	3		M6X16		
403	34260657630	BOLT (WITH WASHER))	2		M10X30		
404	80601110120	RING,RITAINING	1		S12		
405	90303071201	WASHER,PLAIN	2		12		
406	34260657640	SCREW,MACHINE (WITH SW,PW)	22		M6X16		
407	34260657650	SCREW,MACHINE	14		M6X16		
408	90305000601	WASHER	14		6		
409	34260657660	SCREW,MACHINE (WITH PW)	4		M5X25		
410	80613110050	RING,RETAINING	1				

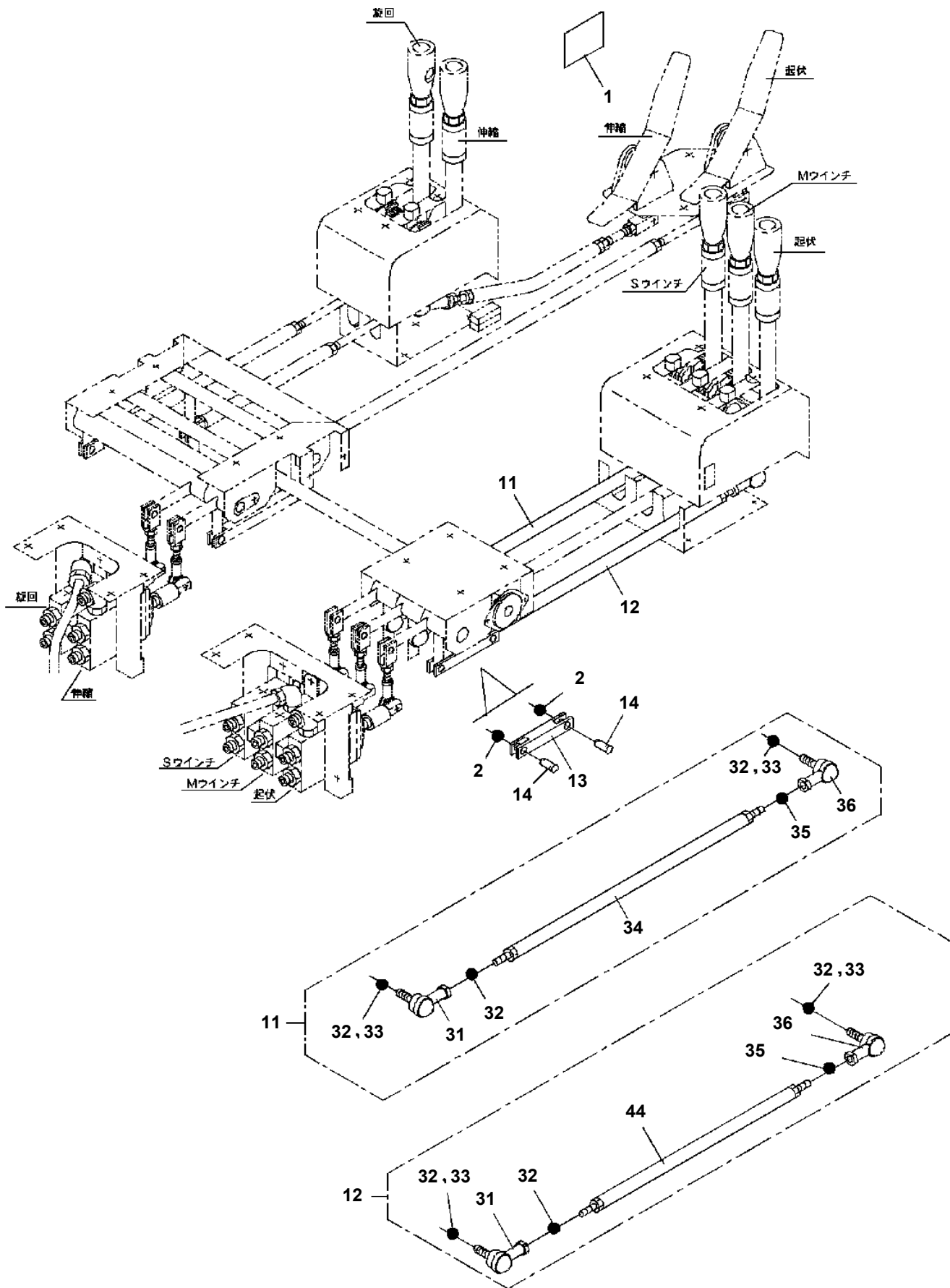
TR-200M-5-00103 6 BOOM + JIB,H,2M2D

Pos No.	Parts No	Parts Name	Qty	Unit	Technical Data	Serial No (Start)	Serial No (End)	Remarks	Pa
3	34260581300	SIDE VISOR	1						
4	34270933300	MIRROR (ASSY ONLY)	1						
5	34271040100	SUPPORT	1						
6	90186210020	BOLT,FLANGE	14		M10X20				
7	34271195200	COVER	1						
8	34271195300	COVER	1						
9	90303071001	WASHER,PLAIN	7		10				
22	34260587530	TAPE (30M)	1						
24	34260587540	SPACER	6						
25	34260587550	SCREW,TAPPING			M3X8/SUS				

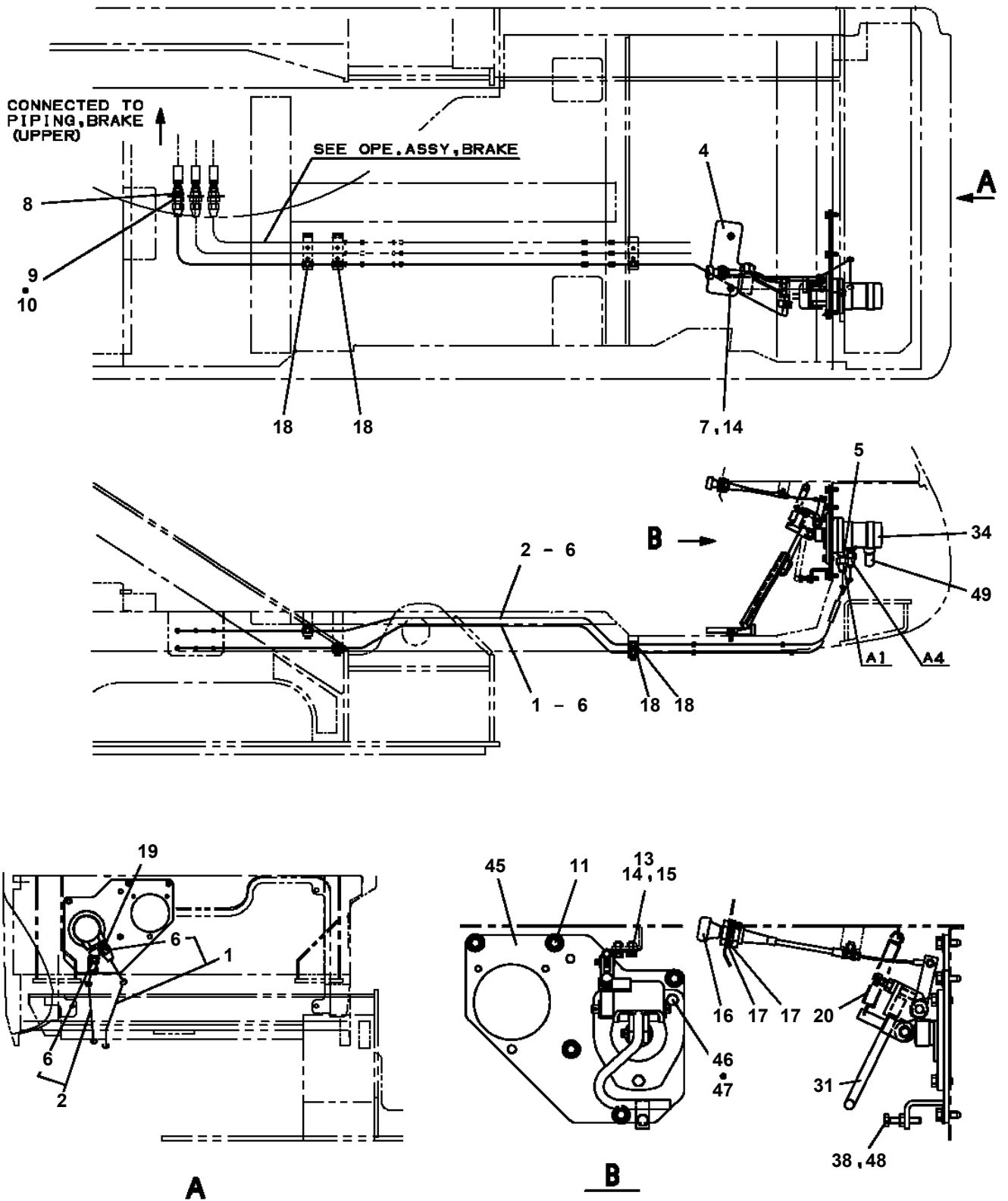
TR-200M-5-00103 6 BOOM + JIB,H,2M2D

Pos No.	Parts No	Parts Name	Qty	Unit	Technical Data	Serial No (Start)	Serial No (End)
234	80801002015	BEARING,PLAIN	10				521988
	80801002015	BEARING,PLAIN	10				
245	80804016010	BEARING,PLAIN	4				

TR-200M-5-00103 6 BOOM + JIB,H,2M2D
 PL1010799-00 OPE.ASSY,CONT.VALVE (TELES.)



TR-200M-5-00103 6 BOOM + JIB,H,2M2D
 PL1030690-02 OPE.ASSY,ACCELERATOR (UPPER)



展開図有
 ILLUSTRATED BREAKDOWN NO. 4, 31

CLICK HERE TO **DOWNLOAD** THE COMPLETE MANUAL

- Thank you very much for reading the preview of the manual.
- You can download the complete manual from: www.heydownloads.com by clicking the link below



- Please note: If there is no response to CLICKING the link, please download this PDF first and then click on it.

CLICK HERE TO **DOWNLOAD** THE COMPLETE MANUAL

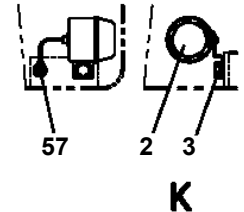
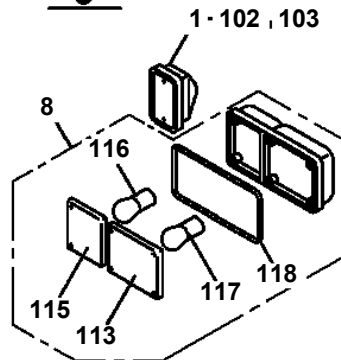
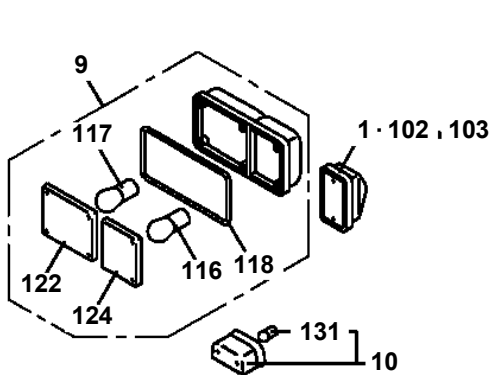
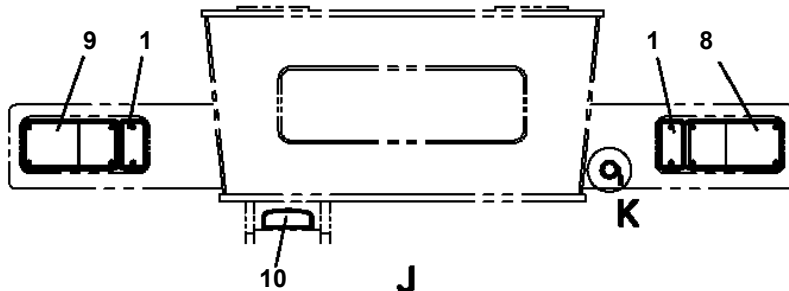
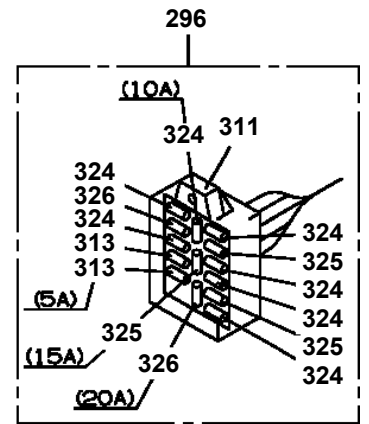
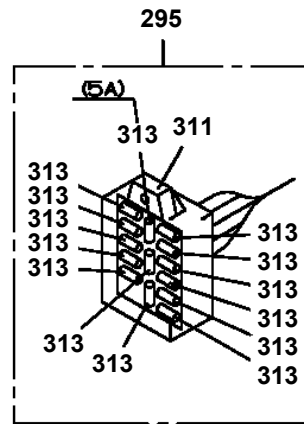
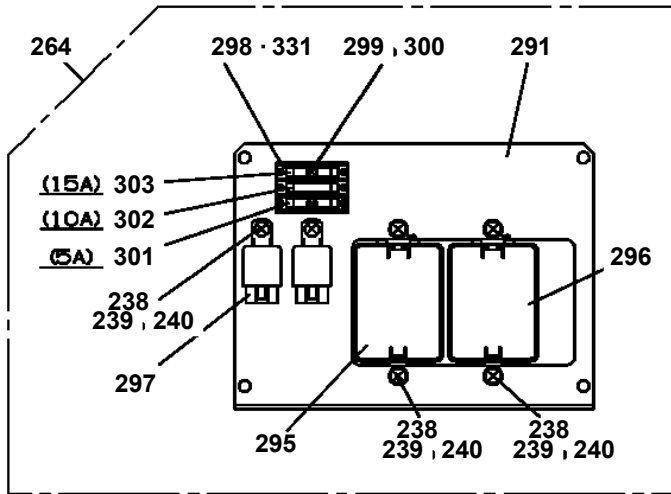
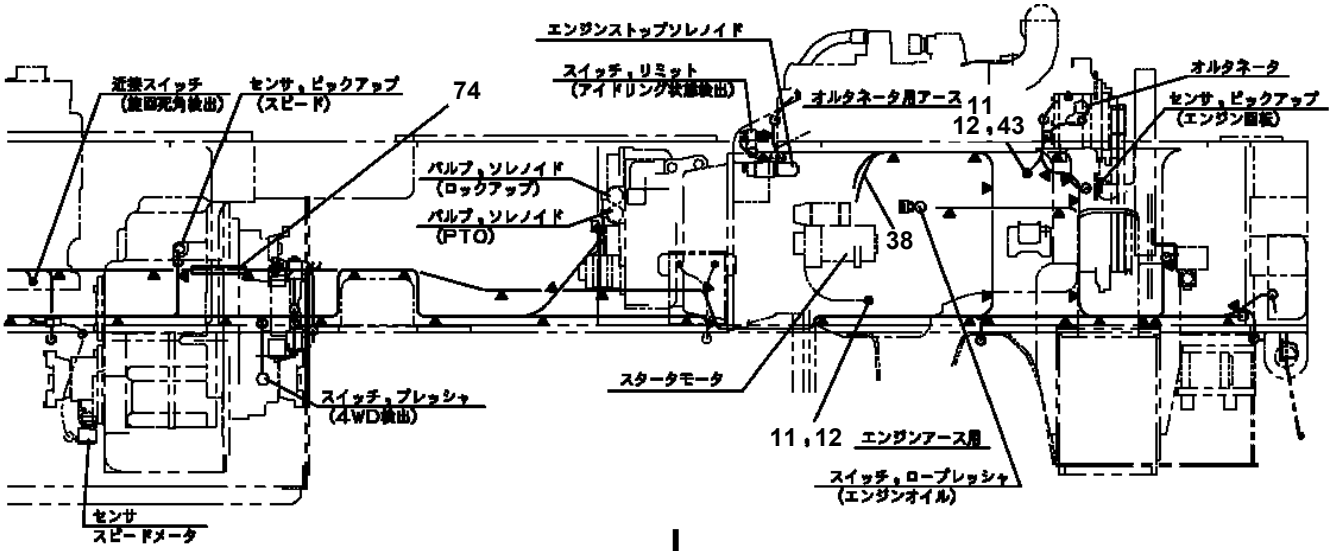
TR-200M-5-00103 6 BOOM + JIB,H,2M2D

Pos No.	Parts No	Parts Name	Qty	Unit	Technical Data	Serial No (Start)	Serial No (End)	Remarks
1	36637755010	PLATE	2					
2	36646965020	PLUG	7					
3	91002801100	O-RING	7		1B P11			
4	91002801000	O-RING	4		1B P10			
5	91002800800	O-RING	4		1B P8			
6	36637755020	BOLT,HEXAGON SOCKET	2					
7	36653355030	NUT	2					
8	36637755080	NUT,LOCK	3					
9	36637755040	LEVER	3					
10	36637755050	BLOCK	3					
11	36637755090	BOLT,HEXAGON SOCKET	6					
12	36637755070	BELLOWS	3					
20	36633545030	SEAL	6					
22	91000501700	O-RING	6					
201	36637755110	COVER	3					
202	36638775130	PLUG	6					
214	36638775100	ROD,PUSH	6					
217	36637755100	SHIM	6					
271	90131506016	BOLT,HEXAGON SOCKET	6		M6X16			
311	36637755120	SEAT,SPRING	6					
313	36638775080	WASHER	6					
324	36638775060	SPRING	6					
335	36638775050	SPRING	6					
413	36638775040	CAMSHAFT	3					
414	36420015180	BUSH	6					
472	36638775030	SCREW,SET	3					
500	36638855020	CAM ASSY	1					
600	36637750000	VALVE,CONTROL	1					

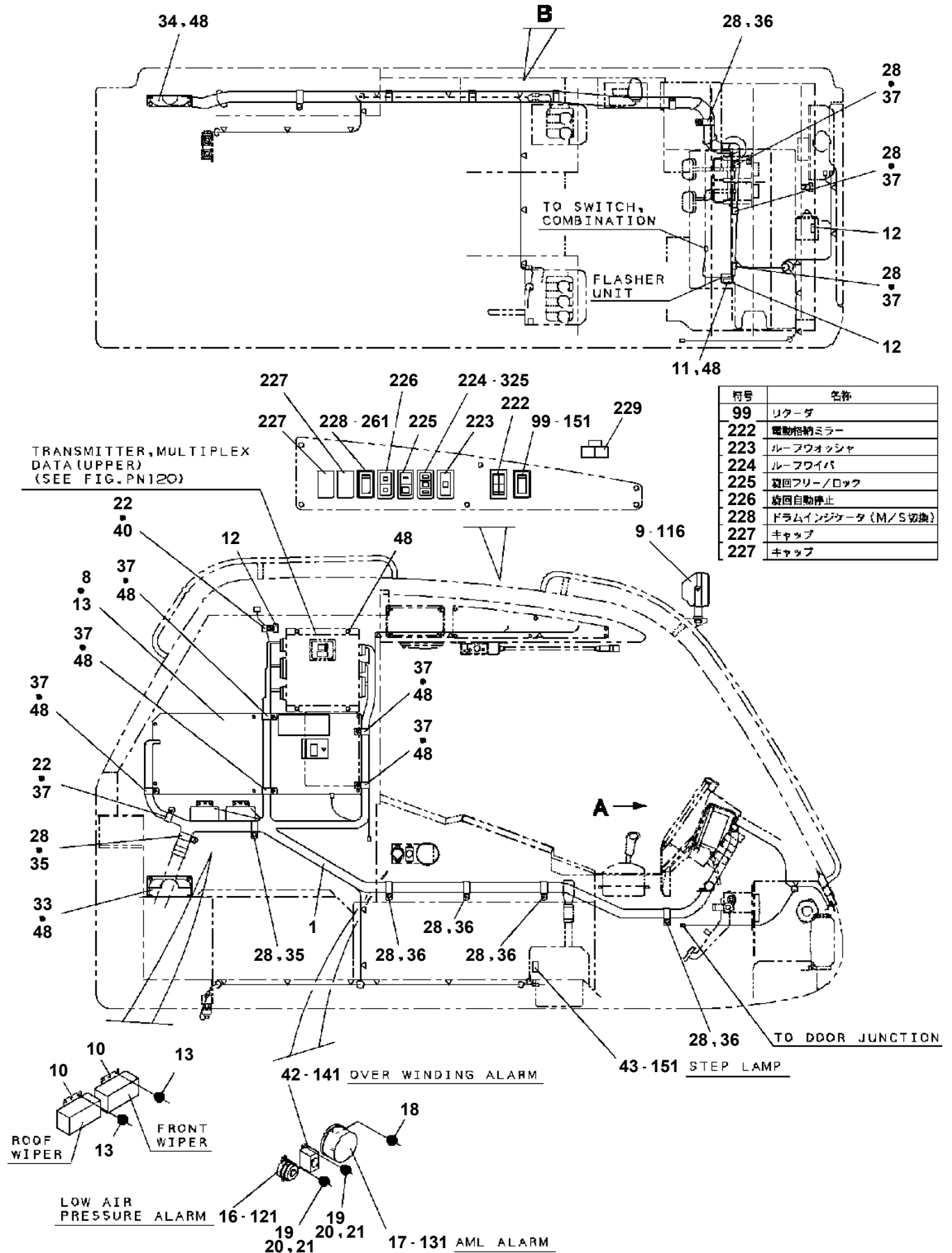
TR-200M-5-00103 6 BOOM + JIB,H,2M2D

Pos No.	Parts No	Parts Name	Qty	Unit	Technical Data	Serial No (Start)	Serial No
1	56479030030	CONNECTOR	17				
2	91810130250	FASTENER	9				
3	37004100080	PUMP,GREASE	1				
4	90186208020	BOLT,FLANGE	3		M8X20		
5	34970191000	SWITCH ASSY	1				
6	19218113000	LAMP,PILOT	1				
7	56479000060	FITTING,ELBOW	21				
8	34970268040	PIPE ASSY	1				
9	34970221000	DISTRIBUTOR	1				
10	90186206030	BOLT,FLANGE	2		M6X30		
11	34970268050	PIPE ASSY	1				
12	34970268060	PIPE ASSY	1				
13	56479000010	UNION	5				
14	34970268070	PIPE ASSY	1				
15	34970190400	DISTRIBUTOR	2				
16	90155306030	BOLT,WELD	8		M6X30		
17	90280200600	NUT,FLANGE	55		M6		
18	37000302040	SPACER	5		L=10		
19	34970268080	PIPE ASSY	1				
20	34970268090	PIPE ASSY	1				
21	34970268100	PIPE ASSY	1				
22	34920140200	DISTRIBUTOR	1				
23	34970268110	PIPE ASSY	1				
24	34970268120	PIPE ASSY	1				
25	56479000050	CONNECTOR	8				
26	34480050010	HOSE	N		6X1		
27	56479000080	NUT,FLARE	31				
28	56479000100	NUT,FLARE (FOR PIPE 8)	20		M14		
29	90155306015	BOLT,WELD	28		M6X15		
30	82100002002	CLAMP	10		WR6		
31	82100002004	CLAMP	21		WR8		
32	82100002006	CLAMP	5		WR10		
33	82100002010	CLAMP	6		WR15		
34	34970192000	PLATE,NAME	1				
35	34970268130	PIPE ASSY	1				
36	90155306050	BOLT,WELD	1		M6X50		
37	82100002014	CLAMP	3		WR20		
51	37004199030	TANK ASSY (FOR GREASE PUMP)	1				
61	82105421110	SWITCH,ROCKER	1				
81	34970227510	SWITCH,MICRO (MS-10-T,WITH HARNESS)	1				
92	37004107530	CAP (TANK UPPER)	1				

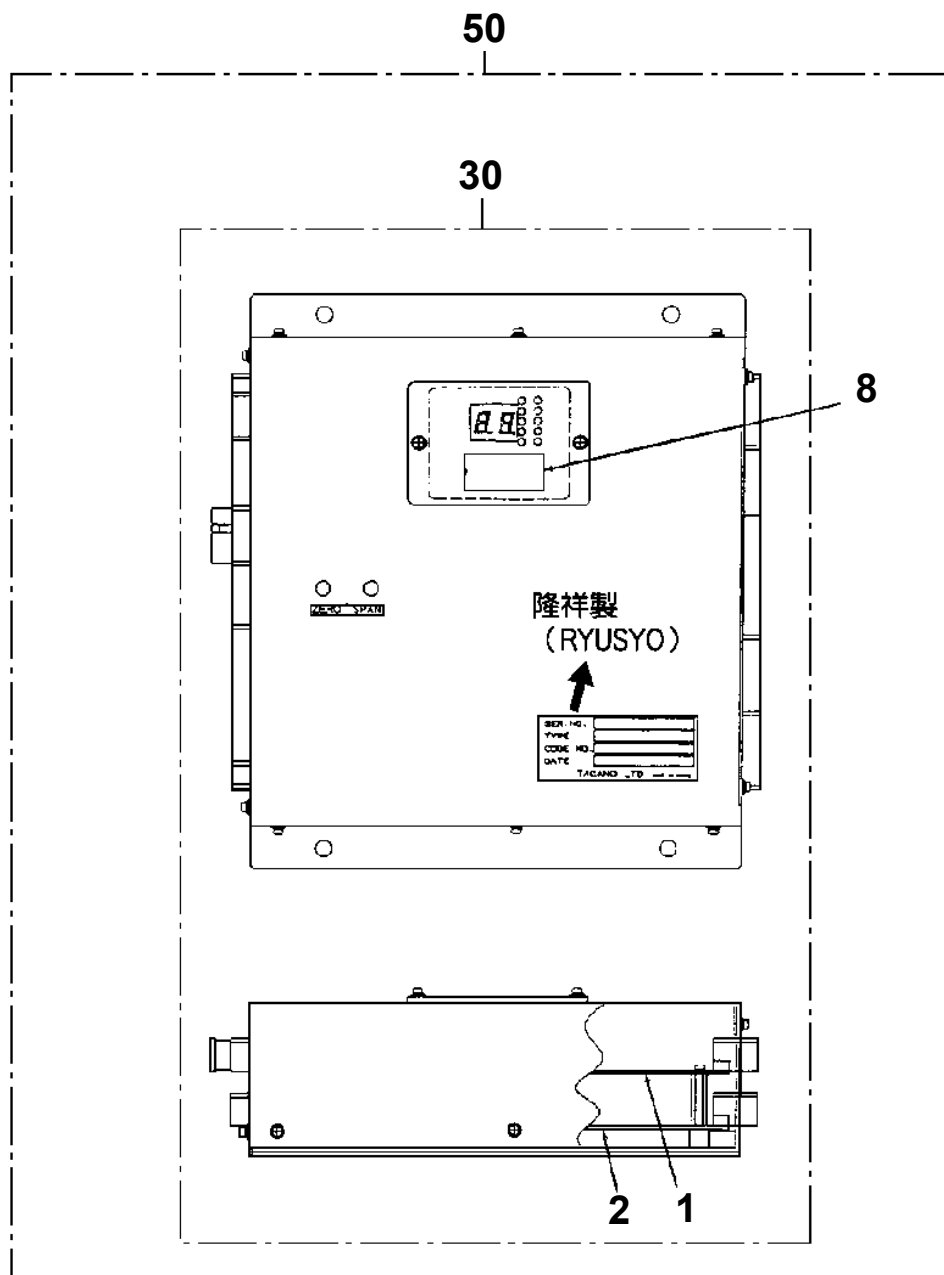
TR-200M-5-00103 6 BOOM + JIB,H,2M2D
 PN1012254-04 ELEC.ASSY (LOWER)



TR-200M-5-00103 6 BOOM + JIB,H,2M2D
 PN1050158-01 ELECTRICAL PARTS,CAB

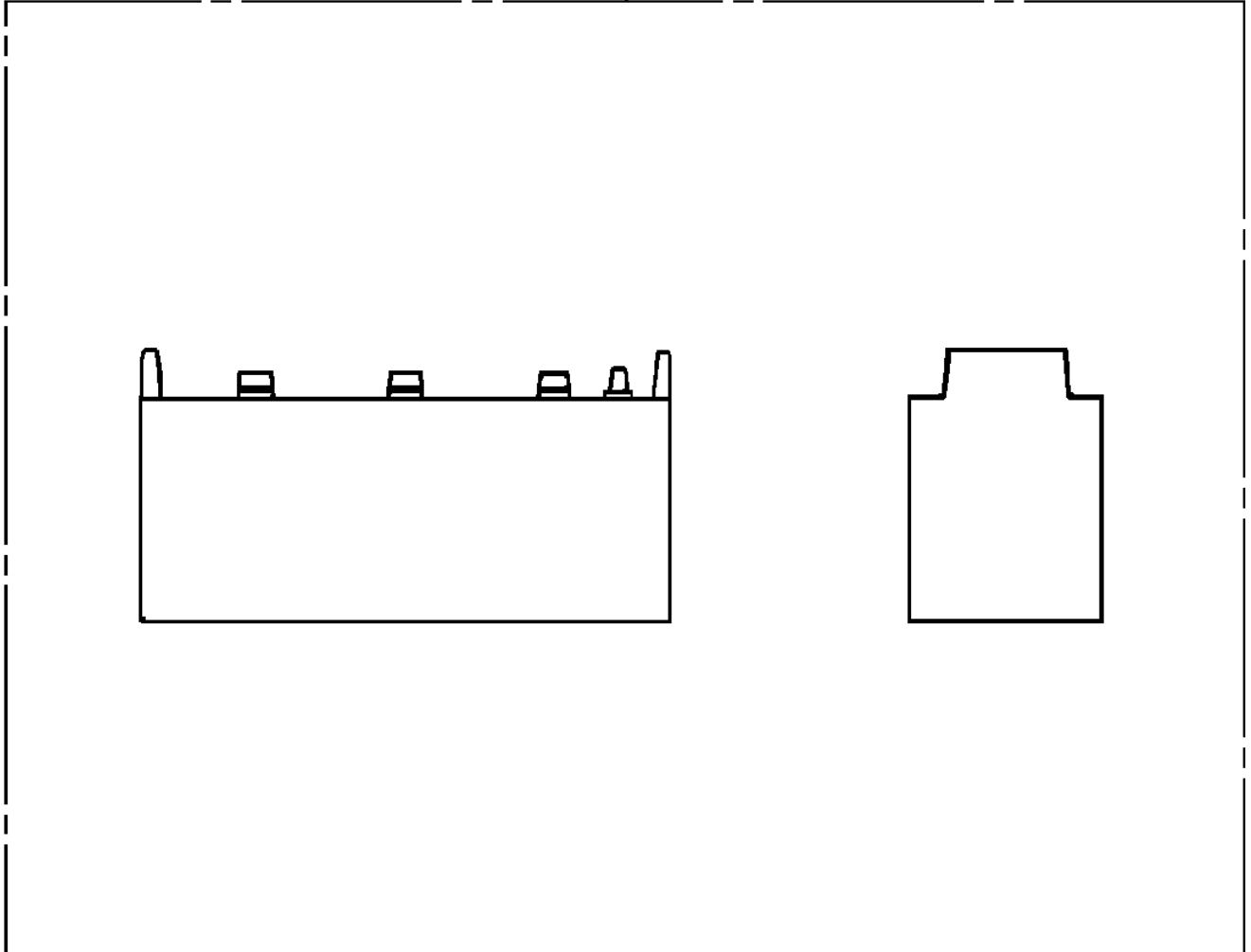


TR-200M-5-00103 6 BOOM + JIB,H,2M2D
PN1200024-00 TRANSMITTER,MULTI. DATA (UPPER)

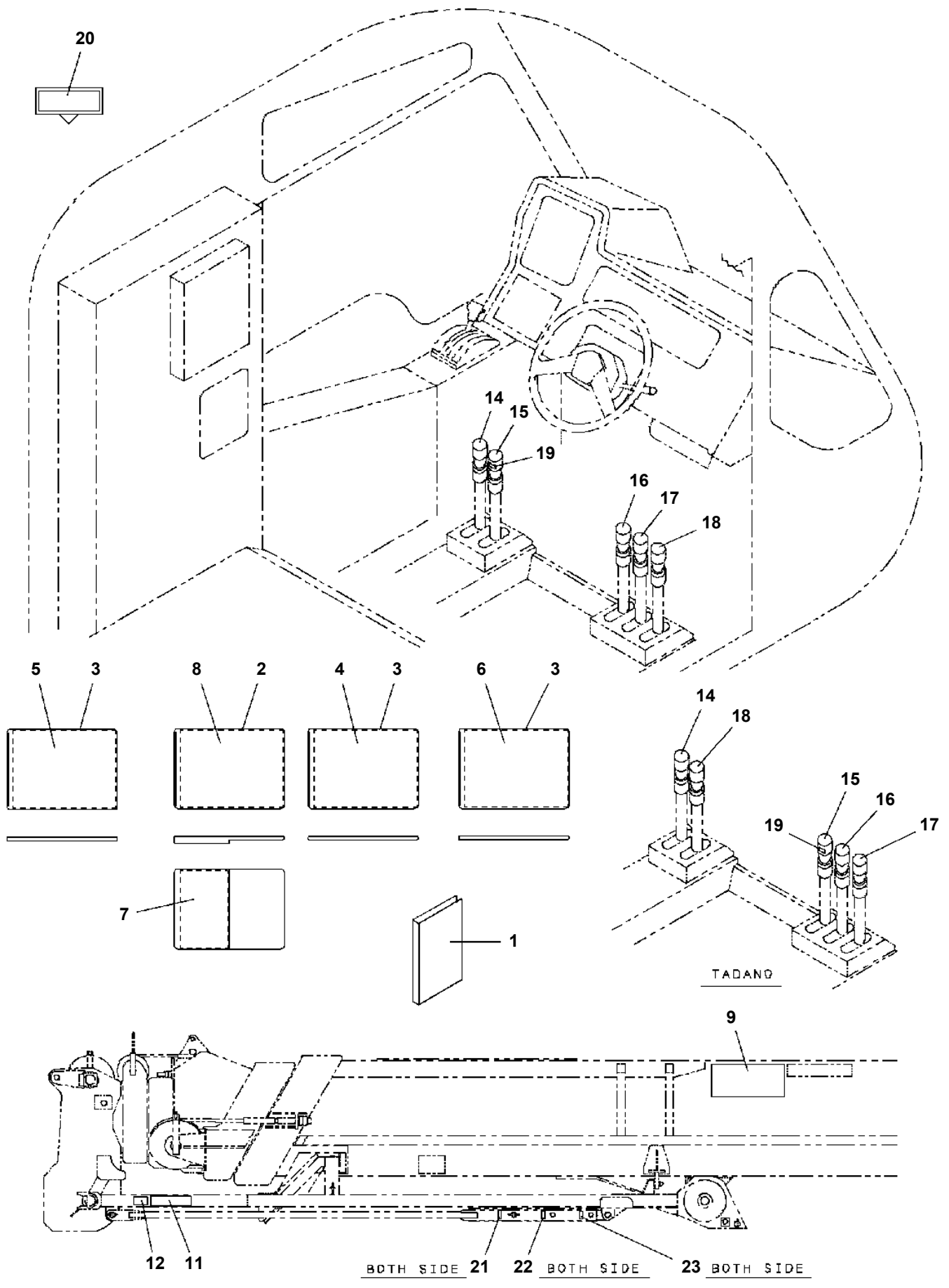


TR-200M-5-00103 6 BOOM + JIB,H,2M2D
PN1370123-00 BATTERY (YUASA,145F51)

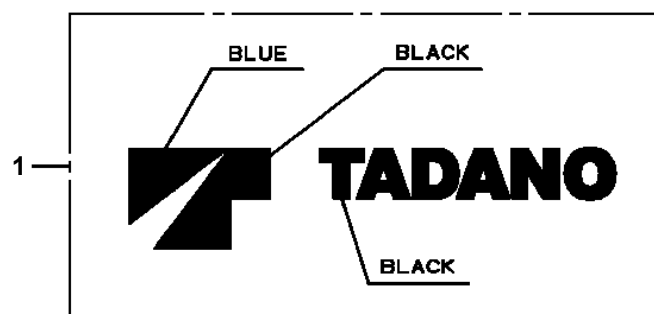
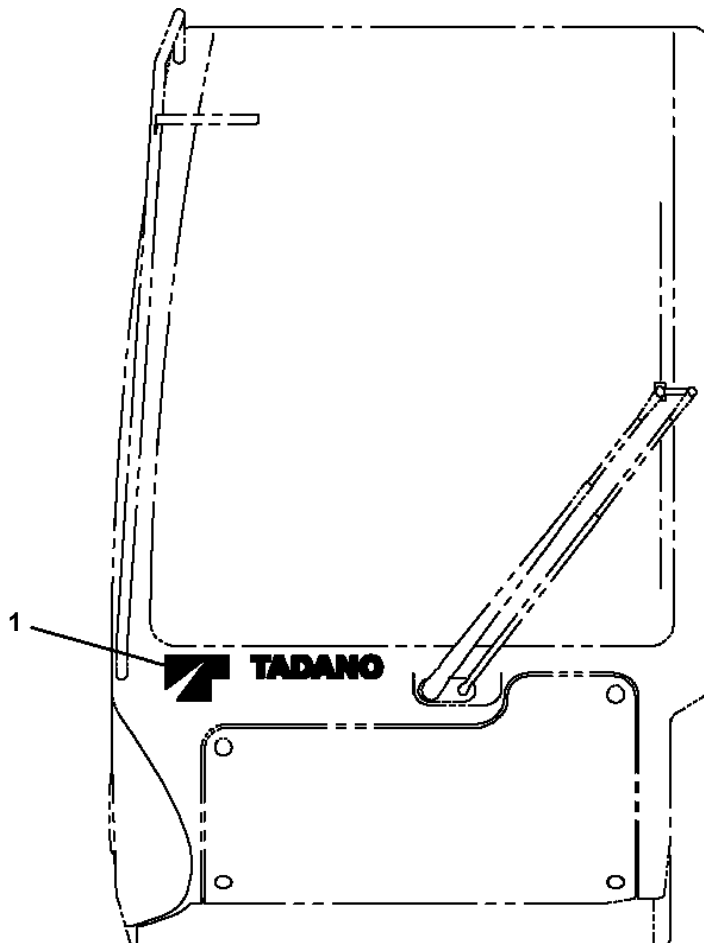
1



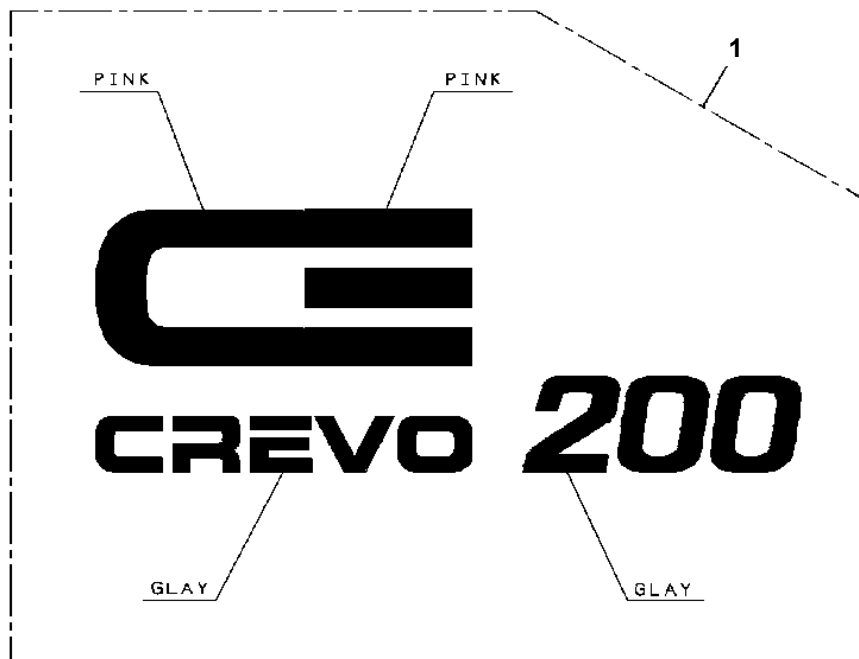
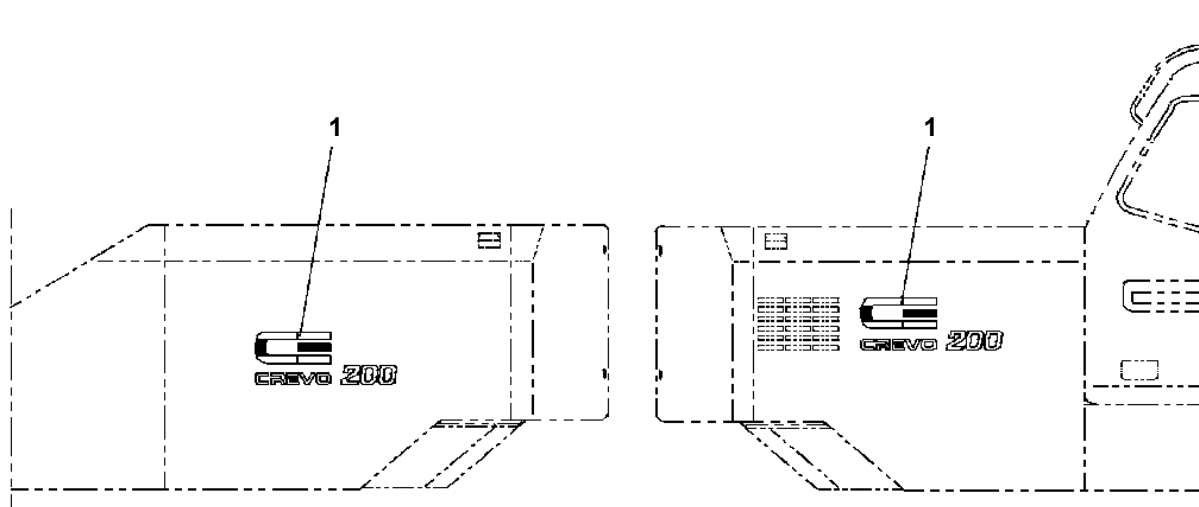
TR-200M-5-00103 6 BOOM + JIB,H,2M2D
PO1012959-01 PLATE ASSY.NAME (UPPER,2)



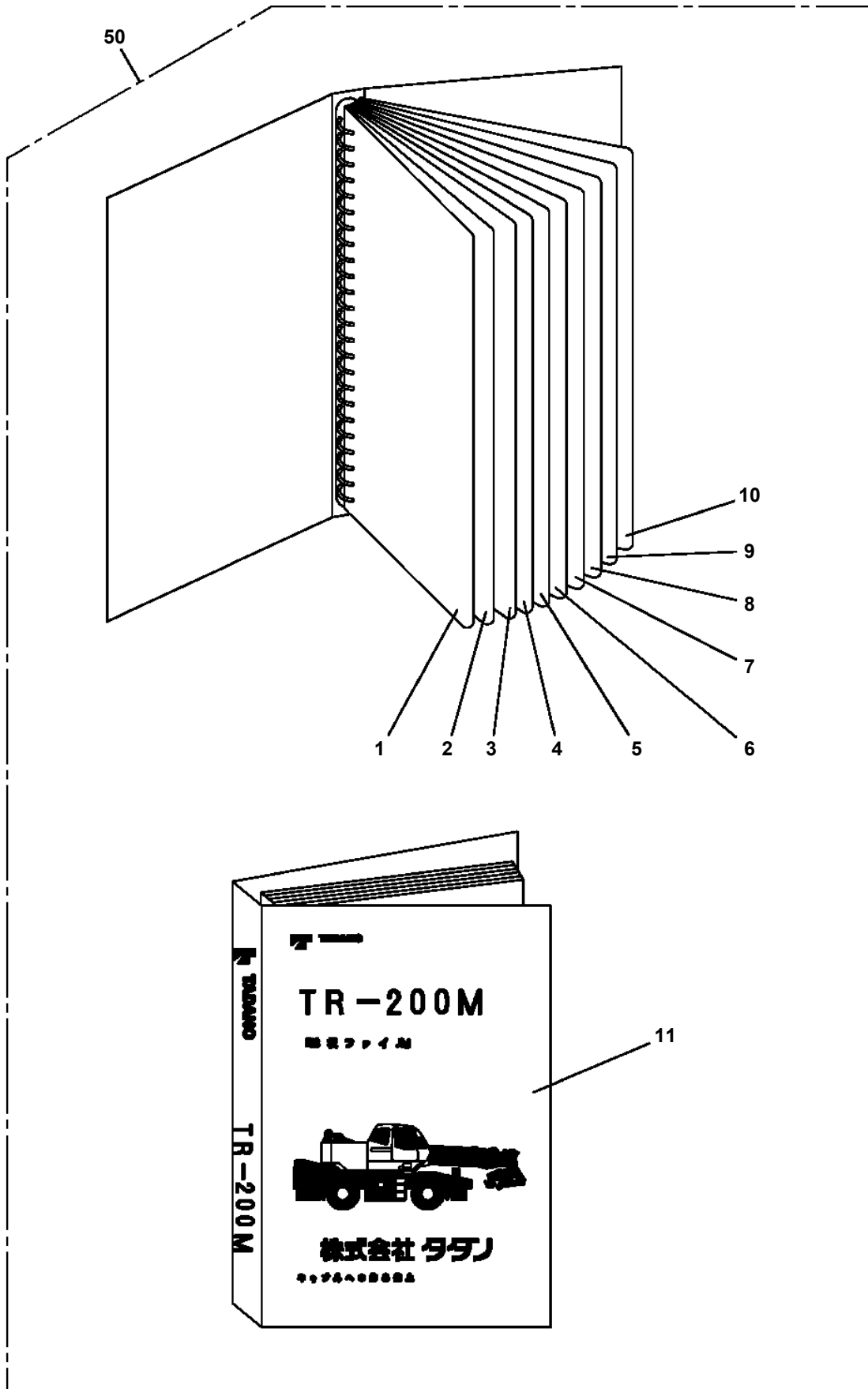
TR-200M-5-00103 6 BOOM + JIB,H,2M2D
PO1030001-00 TADANO (CAB,BLUE/BLACK)



TR-200M-5-00103 6 BOOM + JIB,H,2M2D
PO1040010-00 CREVO (PINK/GLAY)



TR-200M-5-00103 6 BOOM + JIB,H,2M2D
PO1060010-02 LOAD CHART BOOKLET

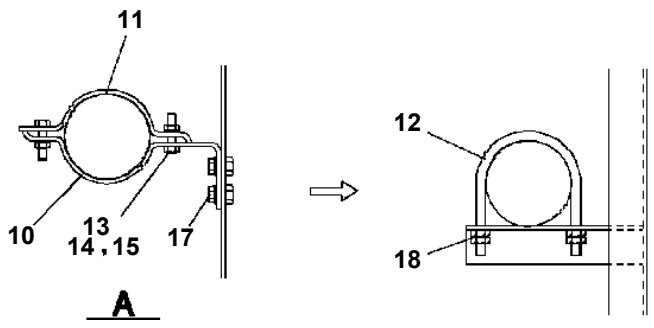
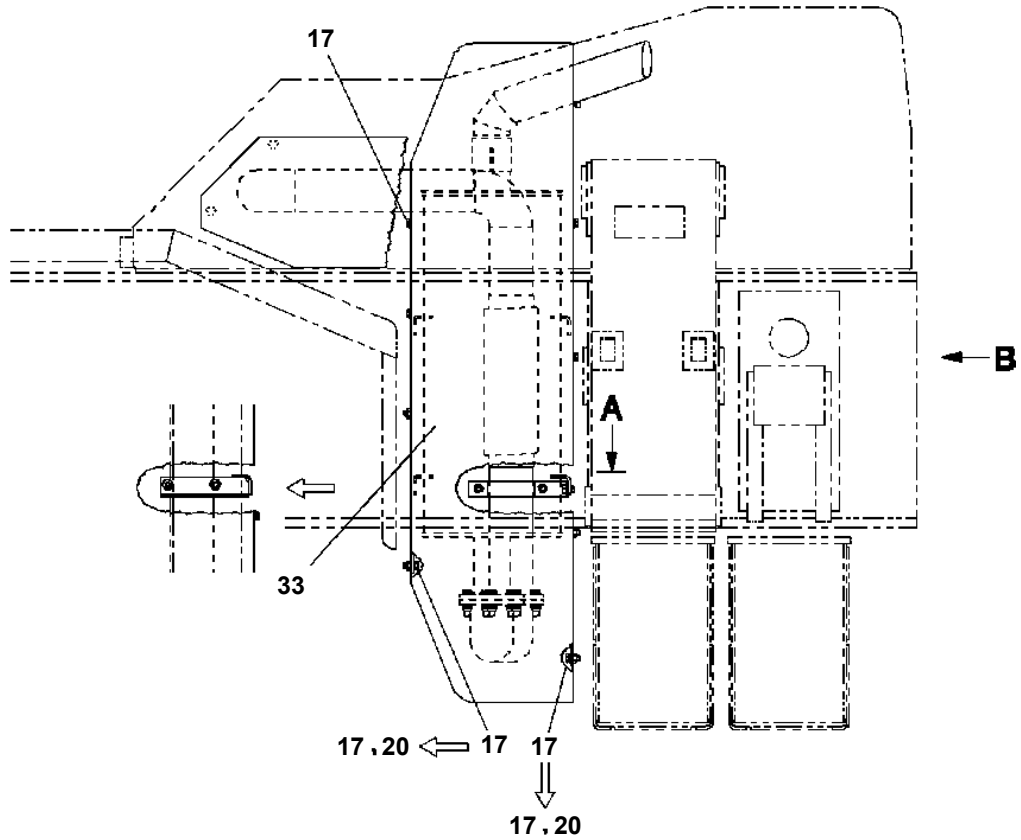
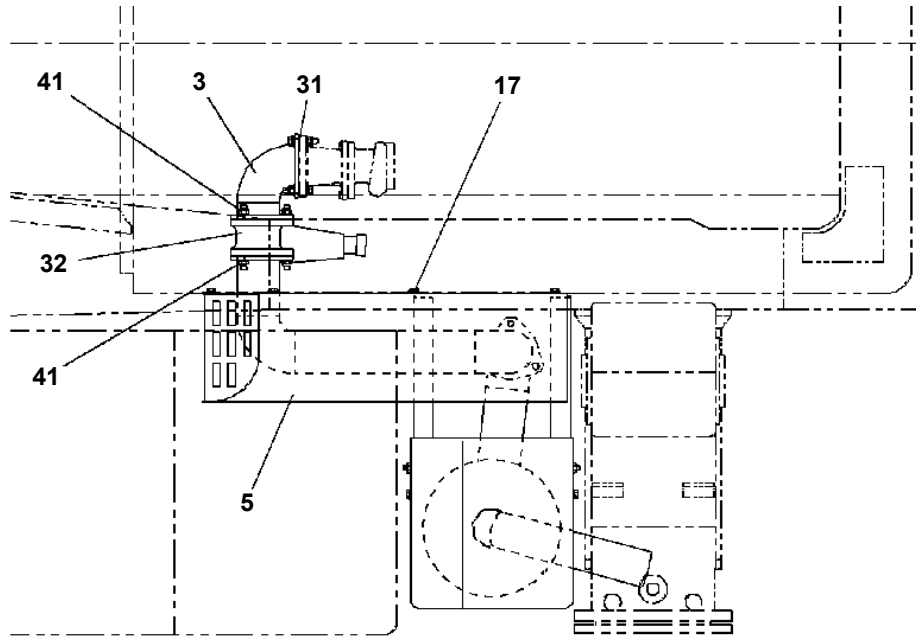


TR-200M-5-00103 6 BOOM + JIB,H,2M2D
PP5240012-00 PLATE,NAME

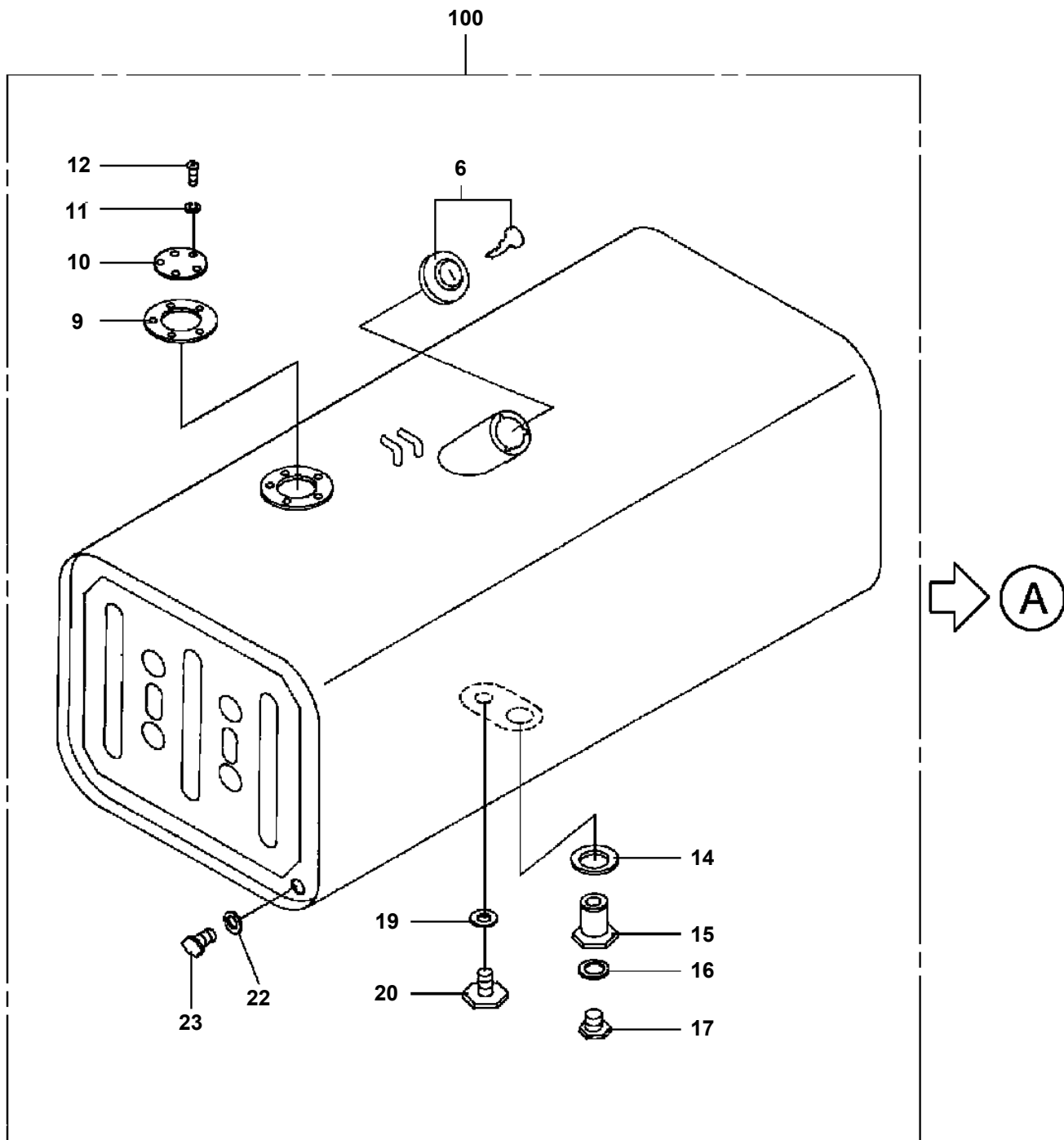
当銘板については、弊社出先サービス員経由で御用命ください。

FOR THIS NAMEPLATE, CONTACT
TADANO DISTRIBUTOR OR DEALER.

TR-200M-5-00103 6 BOOM + JIB,H,2M2D
PQ1040032-01 EXHAUST INSTALLATION



TR-200M-5-00103 6 BOOM + JIB,H,2M2D
PQ1100033-02 TANK,FUEL (300L)



Ⓐ 部へ変更
ALTERATION TO Ⓐ

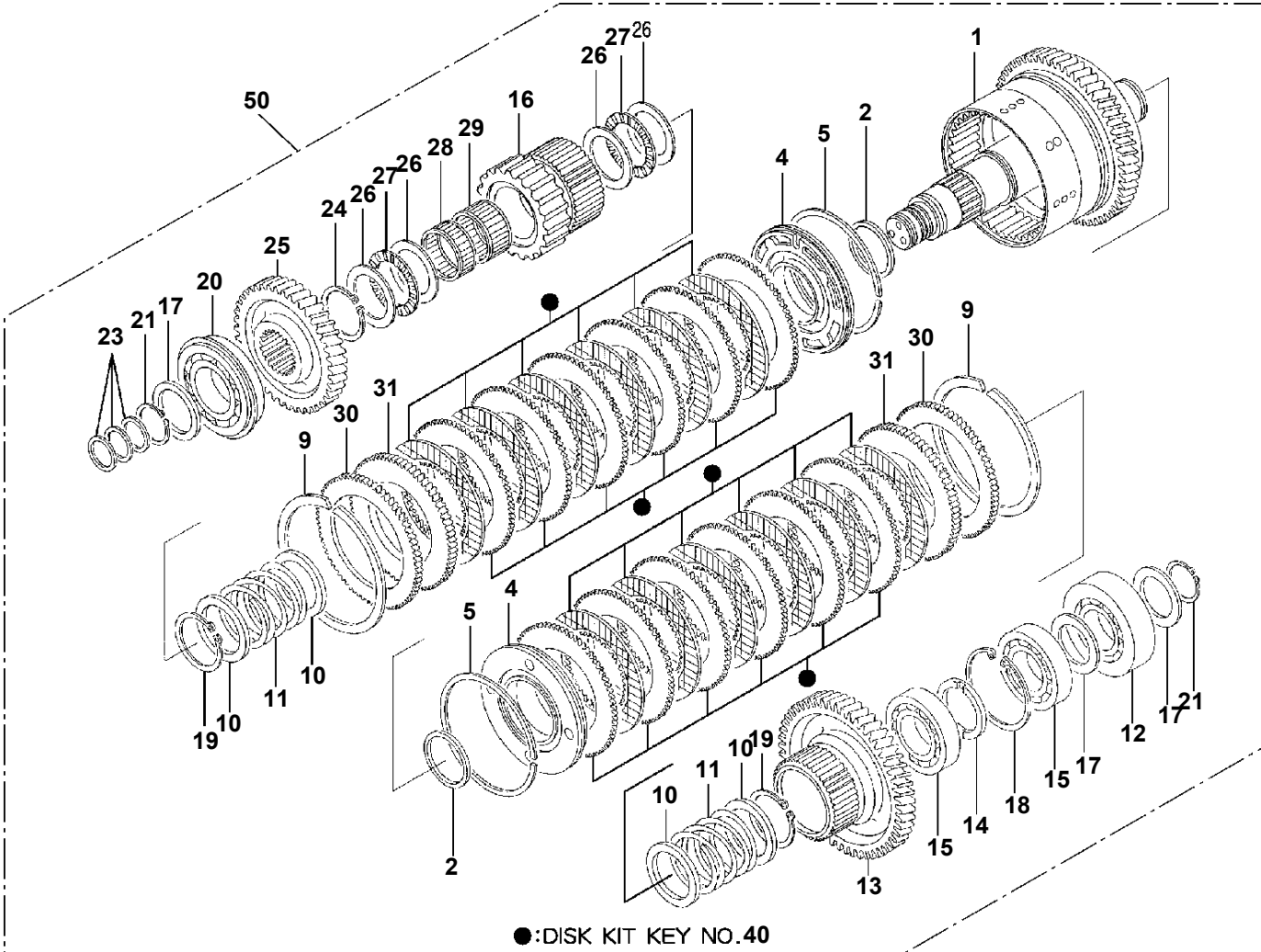
TR-200M-5-00103 6 BOOM + JIB,H,2M2D

Pos No.	Parts No	Parts Name	Qty	Unit	Technical Data	Serial No (Start)	Serial No (End)	Re
1	36370415070	IMPELLER ASSY	1					
2	36370216020	TURBINE ASSY	1					
3	36370216030	STATOR (WHEEL)	1					
4	36370415080	COVER ASSY (FRONT)	1					
5	36370415090	GUIDE (INPUT)	1					
6	36370415100	PLATE (INPUT)	3					
7	36370216071	RACE, OUTER	1					
8	36370216080	CLUTCH, ONEWAY	1				521989	
	36370415370	CLUTCH, ONEWAY	1			521990		
9	36370216090	RETAINER (A/ONEWAY CLUTCH)	1					
10	36370216100	RETAINER (B/ONEWAY CLUTCH)	1					
11	36370216111	INNER RACE	1					
12	36370216120	PISTON	1					
13	36370415110	PLATE (PRESSURE)	1					
14	36370415120	WASHER	1					
15	36370216150	BEARING, BALL	1					
16	36370216160	BEARING, BALL	1					
17	36370216170	BEARING, NEEDLE	1					
18	36370216180	WASHER, THRUST	1					
19	36370216190	RING, RETAINING	1					
20	36370415130	RING, SNAP	1					
21	36370216210	BEARING, NEEDLE	1					
22	36370216220	SUPPORT	1					
23	80601110500	RING, RETAINING	1		S50			
24	36370216230	O-RING	1					
25	91067208500	O-RING	1		4E G85			
26	91067207000	O-RING	1		4E G70			
27	36370216250	RING (D)	1					
28	36370216260	RING (D)	1					
29	901711108030	BOLT	24		M8X30			
30	90302050801	WASHER, SPRING	24		8			
31	90171110030	BOLT	12		M10X30			
32	36370216300	WASHER	12					
33	36350456060	PLUG	3					
34	36370216320	DISK ASSY	1					
35	80602110900	RING, RETAINING	1		R90			
36	36370216330	WASHER, THRUST	1					
37	36370216340	WASHER, THRUST	1					
38	36370415140	SPACER	1					

TR-200M-5-00103 6 BOOM + JIB,H,2M2D

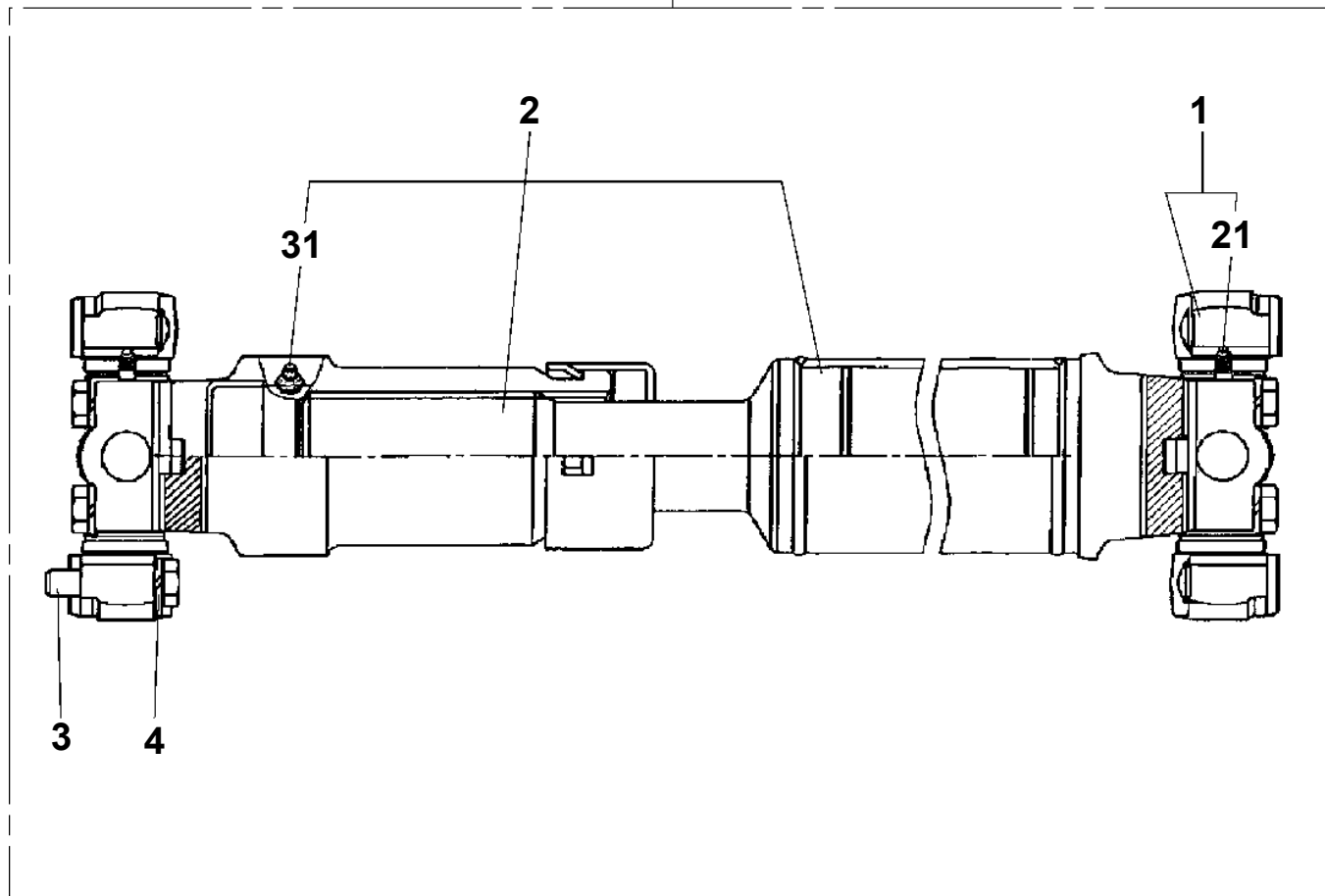
Pos No.	Parts No	Parts Name	Qty	Unit	Technical Data	Serial No (Start)	Serial
67	36350275680	BOLT	1				
68	91067105300	O-RING	2		4E P53		
69	36350265510	PIN	2				
70	36350265910	WASHER	2				
71	36350295200	CASE (SPEEDOMETER)	1				
72	36350265740	COLLAR	1				
73	80602110550	RING,RITAINING	1		R55		
74	36350495160	GEAR,SPEEDOMETER	1				
75	80560055000	BALL,STEEL	1		3/16		
76	36350495170	GEAR,SPEEDOMETER	1				
77	36350265690	BUSH	1				
79	90720008120	SCREW,SET	1		M8X12		
80	36350265710	SEAL,OIL	1				
81	36350265570	STRAINER	1				
82	36350265580	GASKET	1				
84	36350495180	PLATE (SUB)	1				
85	36350495190	GASKET	1				
87	36350265900	PLUG	1				
88	36350265630	O-RING	1				
89	36350495200	GAUGE,OIL	1				
	36350495201	GAUGE,OIL	1			521964	
92	90171110030	BOLT	22		M10X30		
93	90171110035	BOLT	31		M10X35		
94	90171110060	BOLT	10		M10X60		
95	90171110075	BOLT	2		M10X75		
96	90171110090	BOLT	2		M10X90		
99	90302051001	WASHER,SPRING	67		10		
100	36350455440	BOLT (WITH FLANGE)	5				
101	90171108025	BOLT	2		M8X25		
102	90171108065	BOLT	3		M8X65		
103	90171108070	BOLT	5		M8X70		
104	36350495400	BOLT	1		M8X165		
105	90101508085	BOLT	3		M8X85		
107	36350275540	BOLT	4				
108	90302050801	WASHER,SPRING	16		8		
109	90201200800	NUT	2		M8		
113	36350495370	BRACKET	1				
114	36350495380	BRACKET	1				
115	36370415290	PLUG	1				
116	36350456060	PLUG	14				
117	36350456070	PLUG	1				
118	90131908100	BOLT,HEXAGON SOCKET	6		M8X100		
122	36370217150	GASKET	1				
124	36350265970	CLIP	2				
135	36350485370	SPRING	1				
136	36350485380	SPRING	1				
137	36350365760	PISTON	1				
138	36350355700	STOPPER	1				
139	80601110300	RING,RITAINING	2		S30		
140	80500006006	BEARING,BALL	2				
141	36370295040	BAND,MARK (0)	3				
142	36370295100	BAND,MARK (1)	3				
143	36370295050	BAND,MARK (2)	2				
144	36370295110	BAND,MARK (3)	7				
145	36350455520	BAND,MARK	2				
146	36370295060	BAND,MARK (5)	1				
147	36350455530	BAND,MARK	1				
148	36370295120	BAND,MARK	1				
149	36350456050	SEAL,OIL	1				
161	36350275750	BOLT	2				521964
162	36350275760	WASHER,SEAL	4				521964
171	36350275770	SEAL KIT	1			521964	
200	36350490000	TRANSMISSION	1				

TR-200M-5-00103 6 BOOM + JIB,H,2M2D
PR1460008-00 HI-LOW CLUTCH PACK, TRANSMISSION



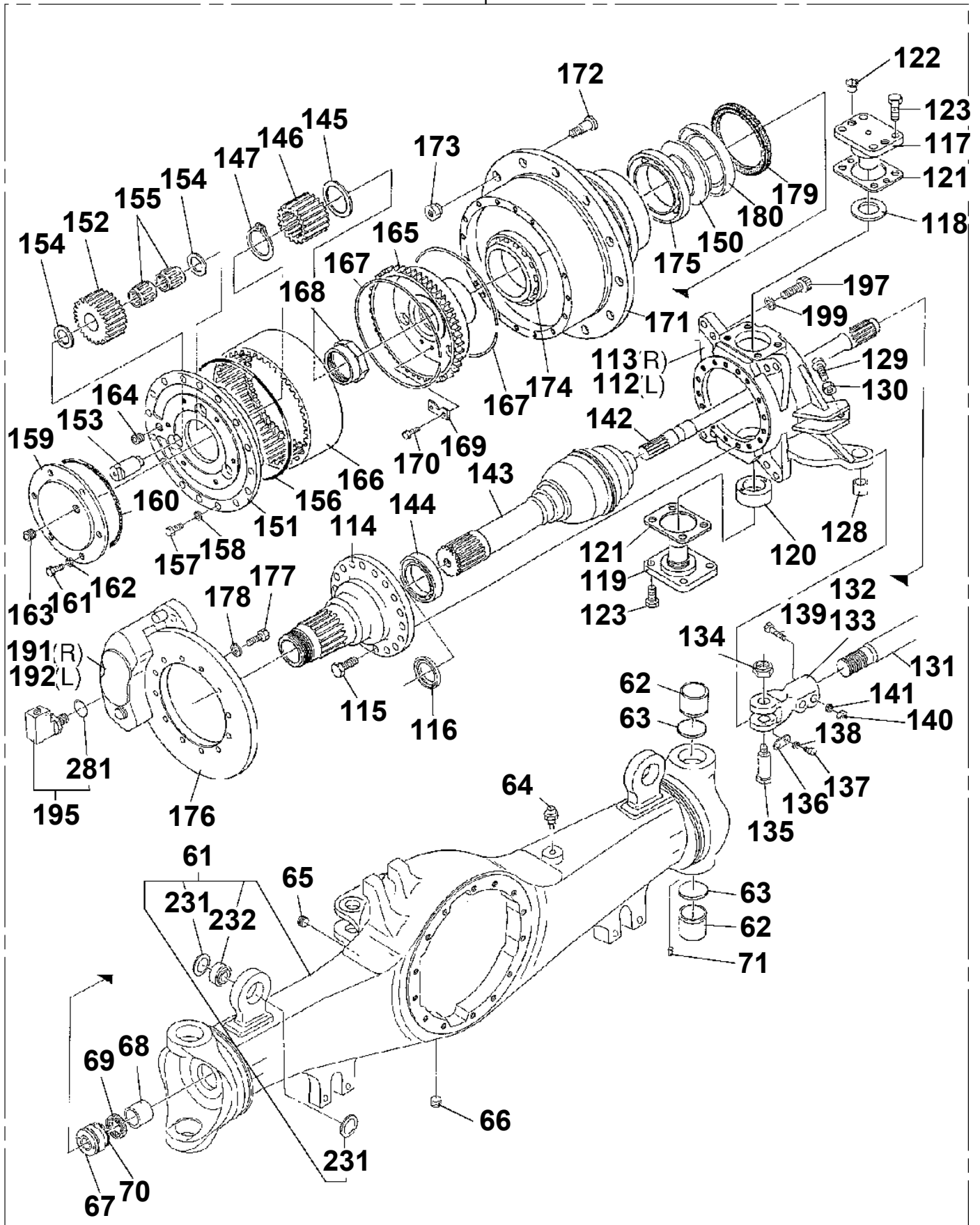
TR-200M-5-00103 6 BOOM + JIB,H,2M2D
PR1600046-00 SHAFT,PROPELLER (T/M-F/AXLE)

50



TR-200M-5-00103 6 BOOM + JIB,H,2M2D
PR1620078-00 AXLE,DRIVING (REAR,NO-SPIN)

400



TR-200M-5-00103 6 BOOM + JIB,H,2M2D

Pos No.	Parts No	Parts Name	Qty	Unit	Technical Data	Serial No (Start)	Serial No (End)
130	90211702400	NUT	2		M24		
131	36381555170	TIE ROD	1				
132	36380875131	END,TIE ROD (RIGHT HAND SCREW)	1				
133	36380875141	END,TIE ROD (LEFT HAND SCREW)	1				
134	36380675510	NUT	2				
135	36380675270	PIN	2				
136	59172030340	PLATE (LOCK)	2				
137	90171108020	BOLT	4		M8X20		
138	90302040801	WASHER,SPRING	4		8		
139	90171112080	BOLT	4		M12X80		
140	90201701200	NUT	4		M12		
141	90303071201	WASHER,PLAIN	4		12		
142	36381555180	SHAFT (AXLE)	2				
143	36381385170	JOINT,BALL	2				
144	36381385180	BEARING,BALL	2				
145	34680005500	SPACER (GEAR)	2				
146	36381555190	GEAR,SUN	2				
147	80601110480	RING,RITAINING	2		S48		
150	36380675520	COLLAR (BEARING)	2				
151	36381245140	SPIDER,PLANETARY GEAR	2				
152	36381555200	GEAR,PLANETARY	6				
153	36380675320	SHAFT (PLANETARY GEAR)	6				
154	36380105680	WASHER,THRUST	12				
155	36380105770	BEARING,NEEDLE	12				
156	36380675370	O-RING	2				
157	90171114045	BOLT	50		M14X45		
158	36380675390	WASHER	50				
159	36381125040	COVER (GEAR SPIDER)	2				
160	36380675500	O-RING	2				
161	90171108020	BOLT	18		M8X20		
162	90302040801	WASHER,SPRING	18		8		
163	80316030100	PLUG	2		PT3/4		
164	36380215250	PLUG,MAGNET	2				
165	36381555210	HUB,INTERNAL GEAR	2				
166	36381555220	GEAR,INTERNAL	2				
167	36380675350	WIRE,LOCK	4				
168	36380105720	NUT,BEARING	2				
169	36380105730	WASHER (LOCK)	2				
170	90101508016	BOLT	4		M8X16		
171	36380675410	HUB,WHEEL	2				
172	36381245240	BOLT	24		M20X1.5		
173	36381245231	NUT	24		M20X1.5		
174	59172071060	BEARING,ROLLER	2				
175	36380675440	BEARING,ROLLER	2				
176	36381125130	DISK	2				
177	90101718050	BOLT	44		M18X50		
178	36380675380	WASHER,PLAIN	44				
179	36380675451	SEAL,OIL	2				
180	36380675530	SPACER	2				
191	36381125070	BRAKE,CALIPER (1,4-PISTONS)	2				
192	36381125080	BRAKE,CALIPER (2,4-PISTONS)	2				
195	36380675480	CONNECTOR (WITH O-RING)	4				
197	36381095070	BOLT (S)	12				
198	36381095080	BOLT (L)	4				
199	36381125050	WASHER	16				
211	90171116095	BOLT (DACRO)	4		M16X95		
212	34680005240	WASHER	4				
221	36380105090	BOLT (SHORT)	8				
231	59152201000	STOPPER	4				
232	80530000064	BEARING,SPHERICAL	2				
245	36381385260	PLATE (LOCK)	2				
246	36381385270	BOLT (WITH WASHER)	12				
247	36381385280	BOOT,RUBBER	2				

TR-200M-5-00103 6 BOOM + JIB,H,2M2D

Pos No.	Parts No	Parts Name	Qty	Unit	Technical Data	Serial No (Start)	Serial No (End)	Remarks
1	34950264000	KEY	1					
2	34960110800	GASKET	1					
3	34960110600	BOX,GEAR	1					
4	36180030000	SENSOR,SPEED	1					
5	34960860200	CABLE	1					
6	34960670200	HARNESS	1					
7	36682550000	TACHOGRAPH (YAZAKI 24V)	1					
8	34960860100	SUPPORT	1				521922	
	34960850400	SUPPORT	1			521923		
9	90186210014	BOLT,FLANGE	5		M10X14		521922	
	90186210014	BOLT,FLANGE	3		M10X14	521923		
10	90280200600	NUT,FLANGE	2		M6			
11	82100002006	CLAMP	1		WR10			
12	34960670300	HARNESS	1					
13	34960850300	SUPPORT	1				521922	
	34960850500	SUPPORT	1			521923		
14	90186210020	BOLT,FLANGE	2		M10X20			
15	90280200800	NUT,FLANGE	2		M8			
16	82100002007	CLAMP	1		WRC10			
17	34960760100	BOX	1			521923		
18	34960760400	COVER	1			521923		
19	90186208014	BOLT,FLANGE	10		M8X14	521923		
31	34960117510	KEY (FOR SENSOR)	1					
42	82100000956	GROMMET	2		SG-36A	521923		

TR-200M-5-00103 6 BOOM + JIB,H,2M2D

Pos No.	Parts No	Parts Name	Qty	Unit	Technical Data	Serial No (Start)	Serial No (End)	Remarks	P
10	37003804440	TIRE (SNOW/MICHELIN)	1						

TR-200M-5-00103 6 BOOM + JIB,H,2M2D

Pos No.	Parts No	Parts Name	Qty	Unit	Technical Data	Serial No (Start)	Serial No (End)	Remarks	Page
1	37003901081	WHEEL,TIRE	1						0002
2	37003802480	TIRE (WITH VALVE)	1						0002

TR-200M-5-00103 6 BOOM + JIB,H,2M2D

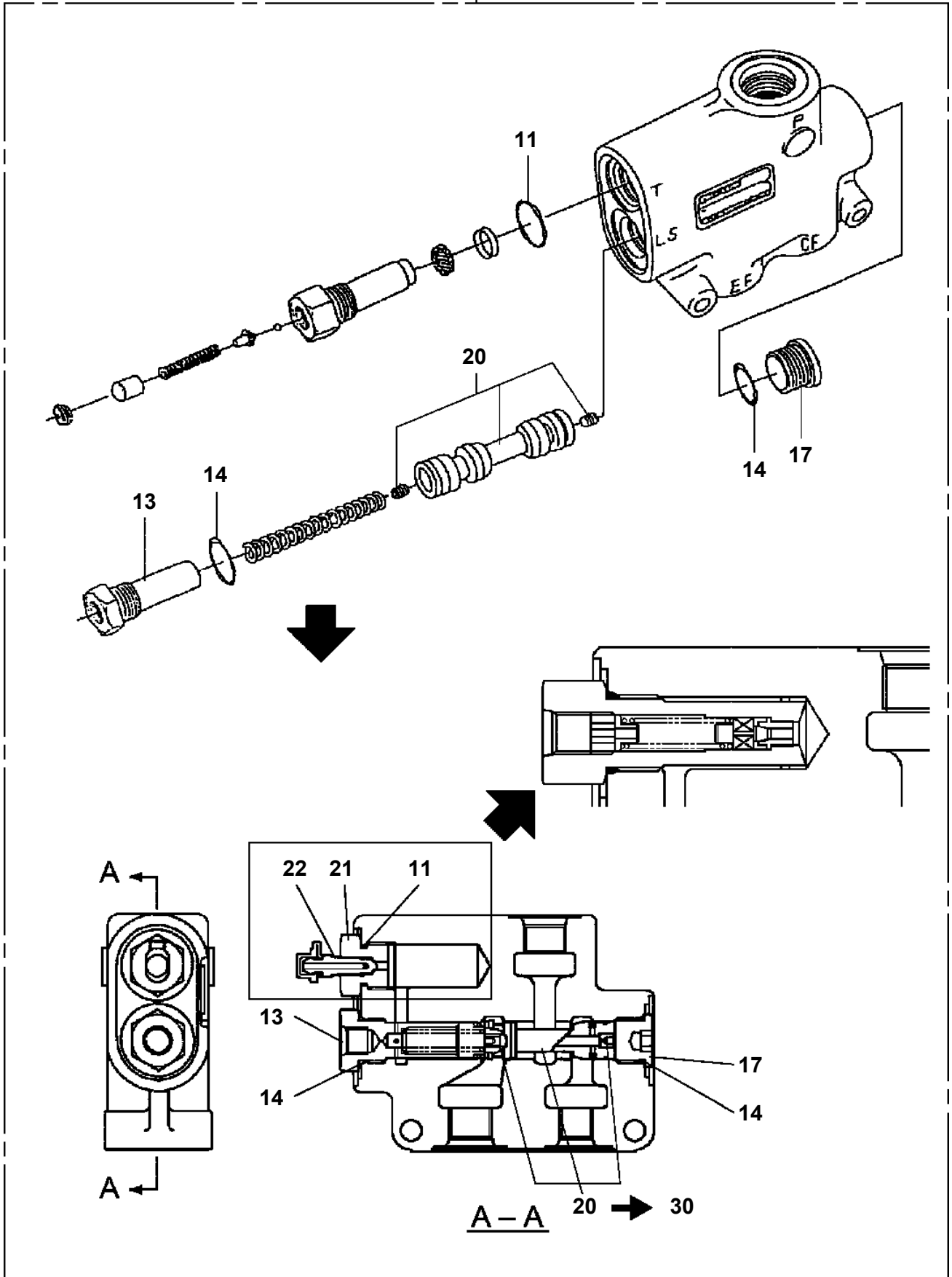
Pos No.	Parts No	Parts Name	Qty	Unit	Technical Data	Serial No (Start)	Serial No (End)
1	34720911100	WHEEL,STEERING	1				
2	34721722100	COVER	1				
3	34721422200	COVER	1				
4	82100002051	CLAMP	1		WS-A55		
5	80182306010	SCREW,MACHINE	2		M6X10		521989
	80182306010	SCREW,MACHINE	3		M6X10	521990	
6	90302040601	WASHER,SPRING	2		6		521989
	90302040601	WASHER,SPRING	3		6	521990	
7	82100002010	CLAMP	1		WR15		521989
	82100002039	CLAMP	2			521990	
8	90209201200	NUT	1		M12		
9	90302041201	WASHER,SPRING	1		12		
10	90303071201	WASHER,PLAIN	1		12		
11	34721722300	SHAFT,STEERING	1				
12	80172305010	SCREW,MACHINE	3		M5X10		
13	90302040501	WASHER,SPRING	7		5		
14	90131505020	BOLT,HEXAGON SOCKET	4		M5X20		
15	90303070501	WASHER,PLAIN	4		5		
16	34720912600	SHIM	1				
17	34721182400	ADAPTER	1				
18	90201200500	NUT	4		M5		
19	34720911200	SWITCH ASSY (COMBINATION)	1				
20	90982050145	SCREW,TAPPING	4				
21	80192488016	SCREW,MACHINE	1		M8X16		
22	80192486014	SCREW,MACHINE (WITH WASHER)	2		M6X14		
23	82420503212	TRIM	1	M			

TR-200M-5-00103 6 BOOM + JIB,H,2M2D

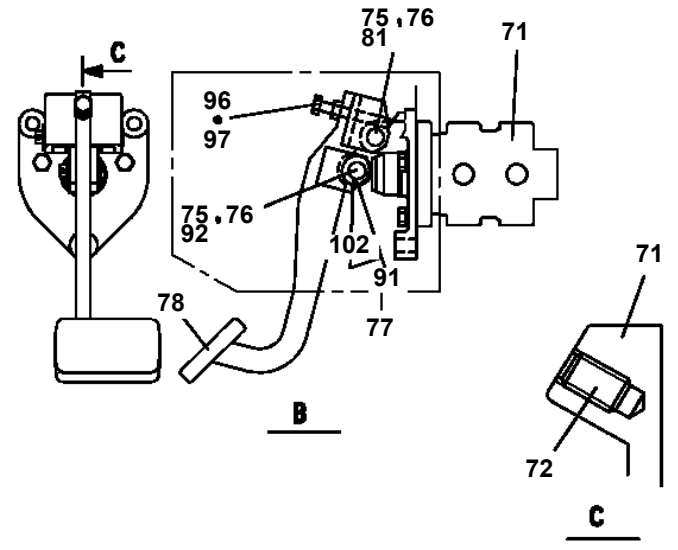
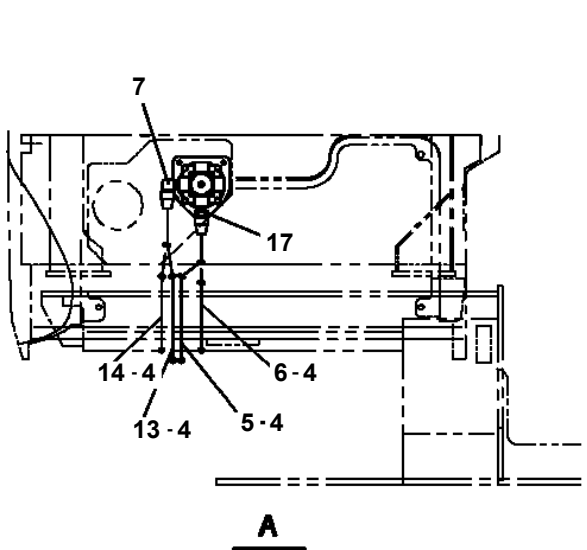
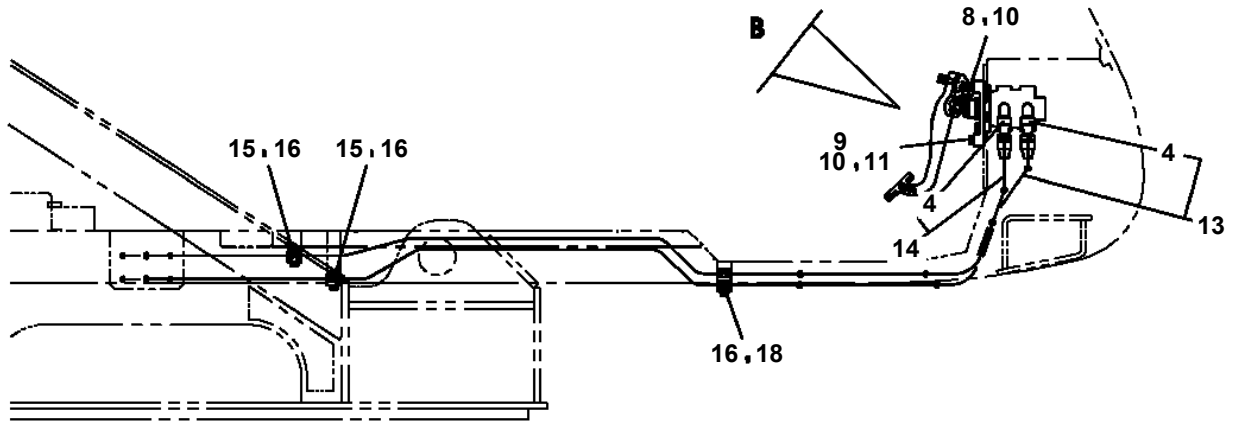
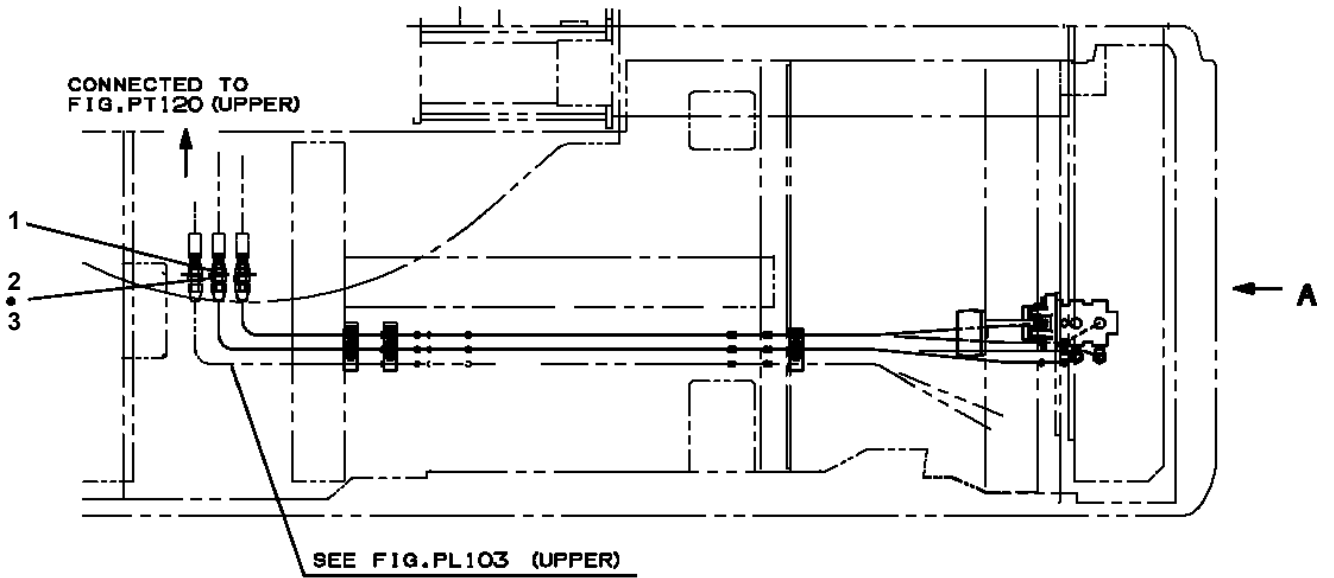
Pos No.	Parts No	Parts Name	Qty	Unit	Technical Data	Serial No (Start)	Serial No (End)	Remarks
1	37002465900	HOSE	1		L=1000			
2	37002448450	HOSE	1		L=1360 TO 1320			
3	37002452860	HOSE	1		L=1200			
4	37002446930	HOSE	1		L=600			
5	37002463620	HOSE	1		L=500			
6	80460004080	JOINT	1		S,3/4-16UNF-G1/2			
7	91000590800	O-RING	1		AS568-908			
8	80460004100	JOINT	1		S,7/8-14UNF-G1/2			
9	91000591000	O-RING	1		AS568-910			
10	36672530000	FILTER (WITH O-RING)	1					
11	37002448270	HOSE	1		L=1420			
12	37000921090	JOINT	1		S,7/16-20UNF-PF1/4			
13	91000590400	O-RING	1		AS568-904			
14	36611290000	VALVE,PRIORITY	1					
15	90101208055	BOLT	2		M8X55			
16	90302040801	WASHER,SPRING	2		8			
17	37000561990	SUPPORT	1					
18	37000601600	CLAMP	1		WR54			
19	90186208014	BOLT,FLANGE	1		M8X14			
31	91002801100	O-RING	1		1B P11			

TR-200M-5-00103 6 BOOM + JIB,H,2M2D
PS1400005-04 VALVE,PRIORITY

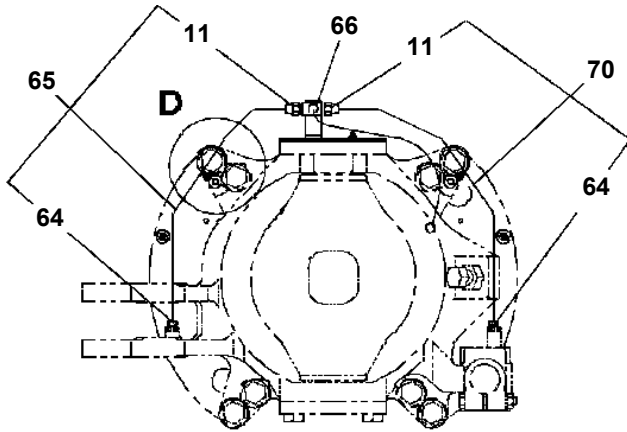
50



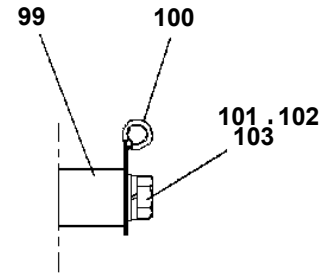
TR-200M-5-00103 6 BOOM + JIB,H,2M2D
PT1010039-01 OPERATION SYSTEM, SERVICE BRAKE



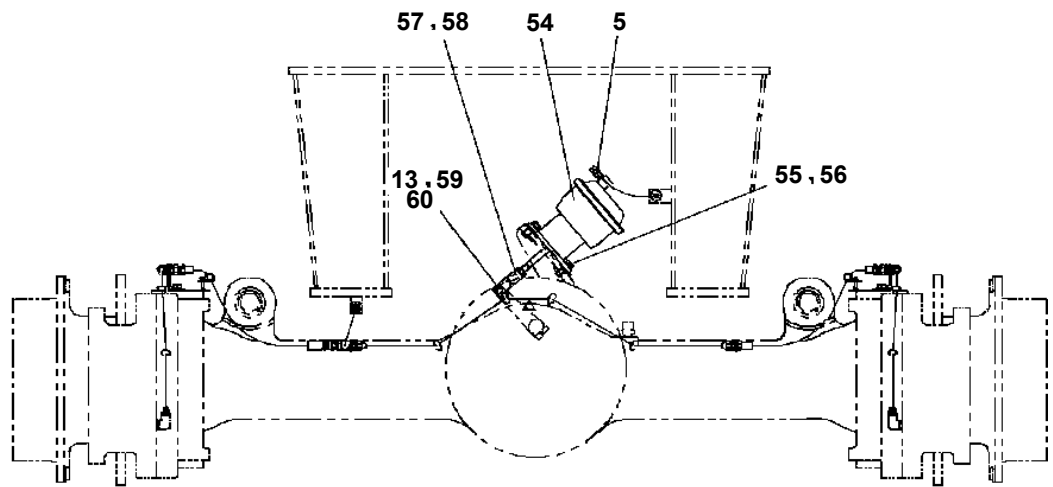
TR-200M-5-00103 6 BOOM + JIB,H,2M2D
PT1200086-01 PIPING,BRAKE (LOWER)



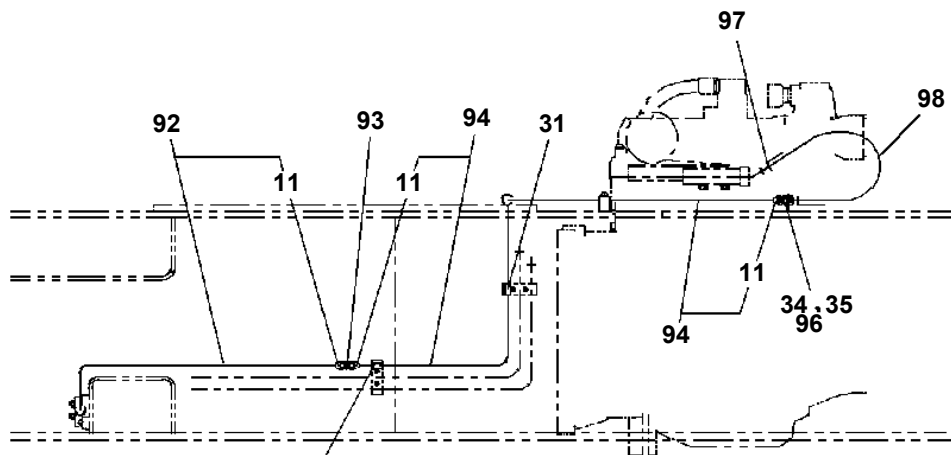
C



D



E

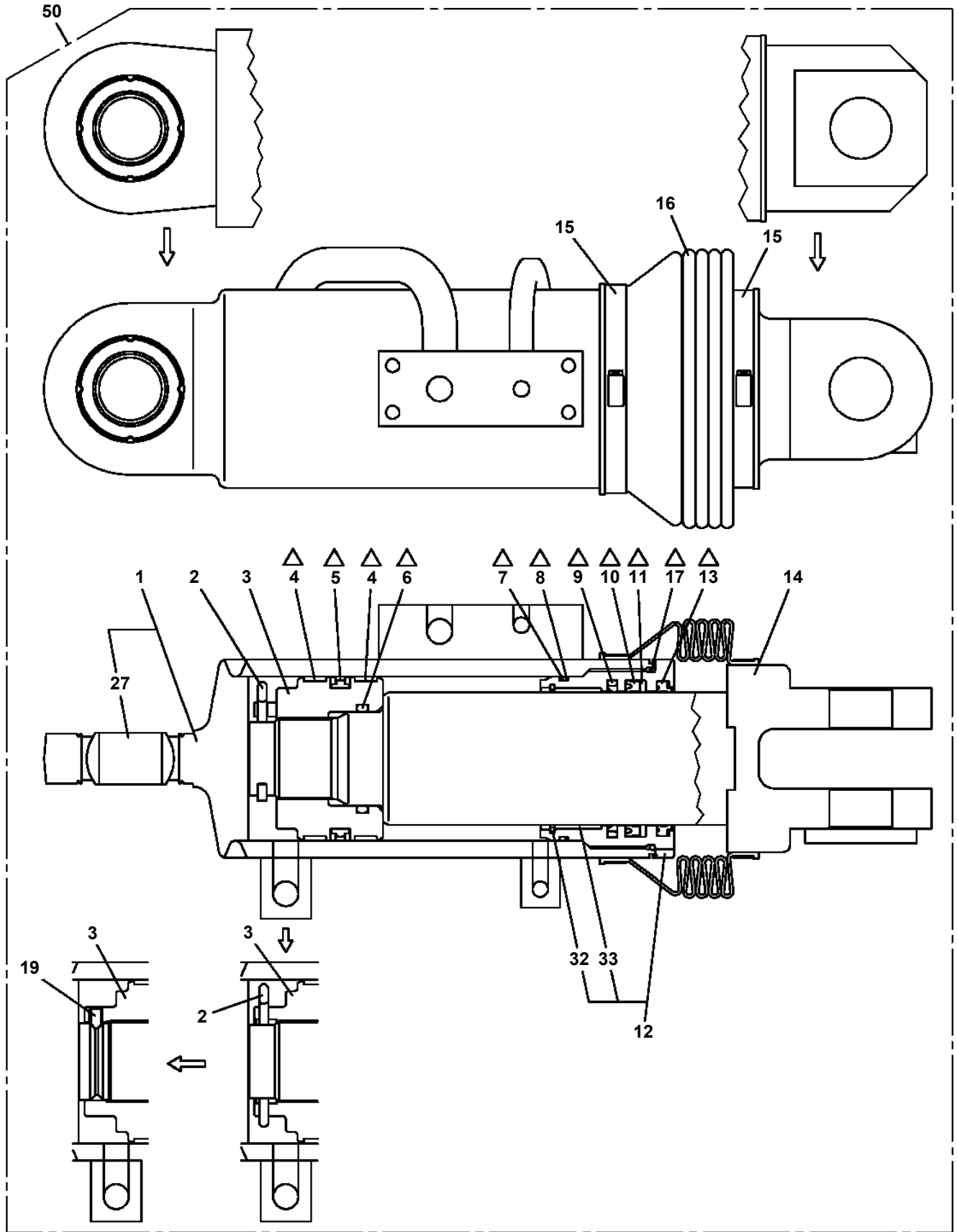


F

TR-200M-5-00103 6 BOOM + JIB,H,2M2D

Pos No.	Parts No	Parts Name	Qty	Unit	Technical Data	Serial No (Start)	Serial No (End)	Remarks
2	36361015090	BRAKE ASSY (EXHAUST)	1					
3	36361015100	CYLINDER,CONTROL	1					
4	36361015110	BOLT	2					
5	36361015120	HOUSING	1					
6	36361015140	PLATE	1					
7	36361015150	BOLT	2					
8	36361015160	WASHER (LOCK)	3					
9	36361015170	SHAFT	1					
10	36361015180	SHAFT	1					
11	36361015190	VALVE	1					
12	36361015200	PLATE ASSY (SUB)	1					
13	36361015210	SHIM	2					
14	36361015220	SHIM	2					
15	36361015230	BUSHING	2					
16	36361015240	LEVER	1					
17	36361015250	WASHER (LOCK)	3					
18	36361015260	NUT	1					
19	36361015270	BOLT,STUD	6					
20	36361015280	BOLT	2					
22	36361015300	WASHER,PLAIN	2					
23	36361015310	BOLT	2					
24	36361015320	NUT	3					
41	36361015290	SPRING	1					
42	36361015330	GASKET	1					
43	36361015340	CAP	1					
46	36361015370	PARTS (INNER)	1					
47	36361015380	PARTS (INNER)	1					
48	36361015350	PARTS (INNER)	1					
49	36361015360	PIN	1					
50	36361015390	PARTS (INNER)	1					
51	36361015400	PIN	1					
52	36361015410	PARTS (INNER)	1					
54	36361015420	O-RING	1					
60	36361015430	PARTS (INNER)	1					
61	36361015440	PARTS (INNER)	1					
62	36361015450	PARTS (INNER)	1					
63	36361015460	RING,RETAINING	1					
64	36361015470	PARTS (INNER)	1					
100	36361011050	VALVE,BRAKE (EXHAUST)	1					

TR-200M-5-00103 6 BOOM + JIB,H,2M2D
PU1050028-05 CYLINDER,SPRING LOCK



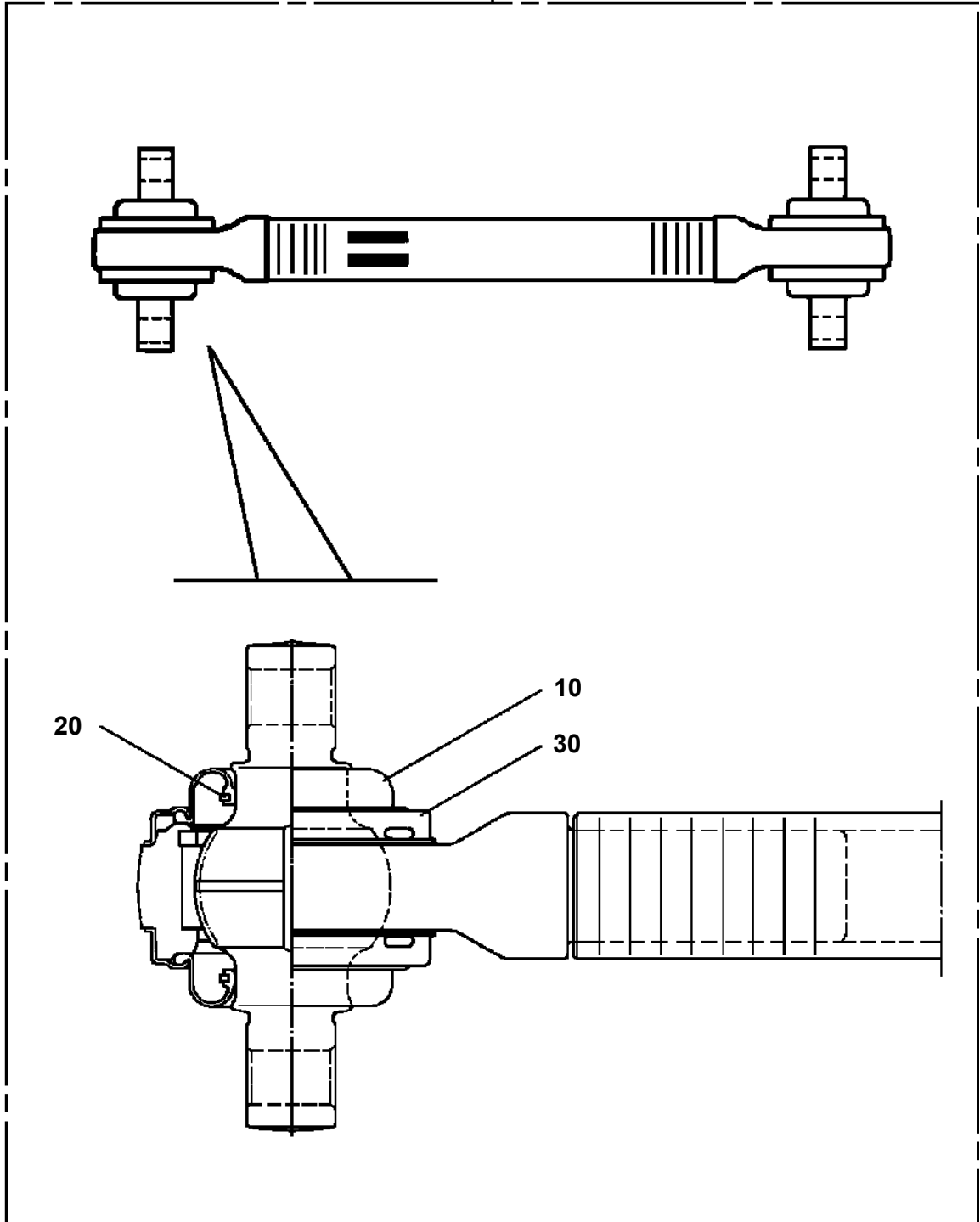
△:PACKING SET KEY NO.40 (KEY NO.4,5,6,7,8,9,10,11,13)



△:PACKING SET KEY NO.41 (KEY NO.4,5,6,7,8,9,10,11,13,17)

TR-200M-5-00103 6 BOOM + JIB,H,2M2D
PU1060014-00 ROD,TORQUE (L=800/IP)

100



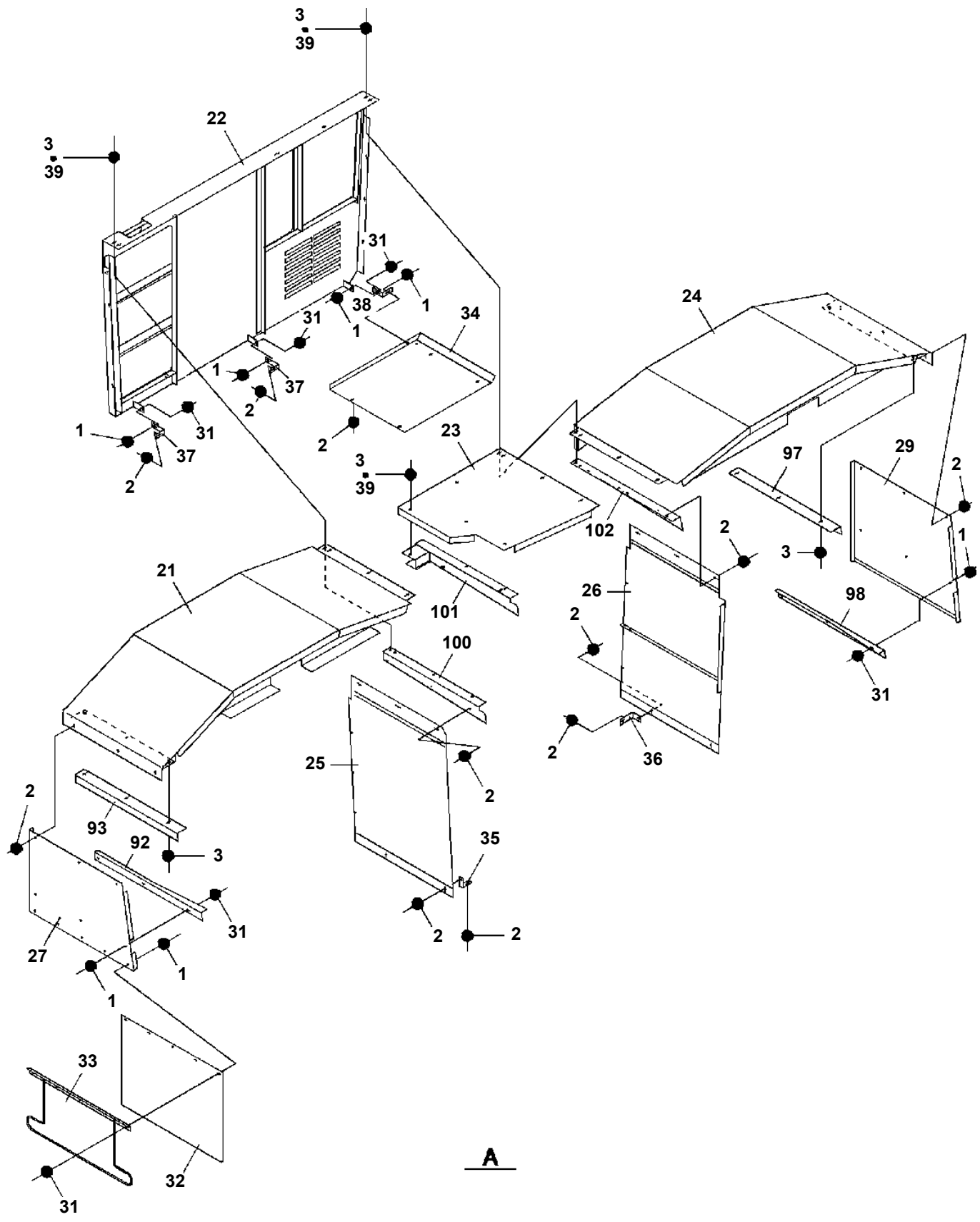
TR-200M-5-00103 6 BOOM + JIB,H,2M2D

Pos No.	Parts No	Parts Name	Qty	Unit	Technical Data	Serial No (Start)	Serial No (End)	Remarks
1	90201201000	NUT	16		M10			
2	34640896800	SUPPORT	1				521959	
	34640896801	SUPPORT	1			521960		
3	90186210030	BOLT,FLANGE	4		M10X30			
4	80400160133	JOINT	8					
5	91002802400	O-RING	13		1B P24			
6	80400160127	JOINT	2					
7	91002801100	O-RING	9		1B P11			
8	80430620800	JOINT	2					
9	37002402220	HOSE	4		L=450		521966	
	37002402220	HOSE	1		L=450	521967		
10	37002450630	HOSE	2		L=880			
11	80303130281	FITTING,ELBOW	2		KLO22-060E			
12	80302090241	FITTING	4		KCO18-040N			
13	91002801800	O-RING	6		1B P18			
14	80301010200	FITTING	2		KUA22-000N			
15	80301010160	FITTING	2		KUA18-000N			
16	37000700280	CLAMP ASSY	4		22X1			
17	37000502510	PLATE	4					
18	90155208055	BOLT,WELD	12		M8X55			
19	37000701550	CLAMP ASSY	6		18X1			
20	81408000241	PIPE,STEEL	2	M	18X1.9T			
21	81408000290	PIPE,STEEL	2	M	22X2.5T			
22	80320010140	FITTING	3		KUD18-040N		521966	
23	81408000241	PIPE,STEEL	2	M	18X1.9T			
24	80471020502	JOINT	2					
25	80471020504	JOINT	2		HL205-04			
26	36624460000	VALVE,CHECK	2				521987	
	36625330000	VALVE,CHECK	2			521988		
27	90101510090	BOLT	16		M10X90			
28	90302041001	WASHER,SPRING	16		10			
29	36624470000	VALVE,CHECK	2				521987	
	36625320000	VALVE,CHECK	2			521988		
30	37002433880	HOSE	4		L=355		521966	
	37002402540	HOSE	4		L=380	521967		
31	80320010075	FITTING	4		KUD12-020N		521966	
32	37000701510	CLAMP ASSY	8		12X2			
33	90155208045	BOLT,WELD	9		M8X45		521959	
	90155208045	BOLT,WELD	10		M8X45	521960		
34	81408000160	PIPE,STEEL	1	M	12X1.4T			
35	80471020506	JOINT	4		45,G3/4-G3/4			
36	80305010100	FITTING,TEE	3		KTA12-000N			
37	81408000160	PIPE,STEEL	2	M	12X1.4T			
38	80320010180	FITTING	1		KUD22-060N		521966	
39	37002452220	HOSE	2		L=560		521966	
	37002452220	HOSE	1		L=560	521967		
40	34640896900	BAND	4					
41	36672620001	ACCUMULATOR	4				521959	
	36672880000	ACCUMULATOR	4			521960		
42	37002402950	HOSE	2		L=1060			
43	81408000241	PIPE,STEEL	2	M	18X1.9T			
44	91810132530	FASTENER	2					
45	81408000241	PIPE,STEEL	2	M	18X1.9T			
46	34640897300	SUPPORT	1					
47	36646600000	VALVE,SOLENOID	2					
48	90186208014	BOLT,FLANGE	16		M8X14			
49	37000701560	CLAMP ASSY	2		18X2			
50	81408000241	PIPE,STEEL	2	M	18X1.9T			
51	80303130161	FITTING,ELBOW	1		KLO12-030E			
52	34640897400	SUPPORT	1					
53	36646590000	VALVE,SOLENOID	1					
54	34640896700	SUPPORT	1					
55	81408000160	PIPE,STEEL	1	M	12X1.4T			

TR-200M-5-00103 6 BOOM + JIB,H,2M2D

Pos No.	Parts No	Parts Name	Qty	Unit	Technical Data	Serial No (Start)	Serial No (End)	Remarks	P
1	(*****)	VIEW SYSTEM (DISPLAY)	1						00
2	(*****)	VIEW SYSTEM (CAMERA)	1						00

TR-200M-5-00103 6 BOOM + JIB,H,2M2D
PX1030329-00 FENDER



A

TR-200M-5-00103 6 BOOM + JIB,H,2M2D

Pos No.	Parts No	Parts Name	Qty	Unit	Technical Data	Serial No (Start)	Serial No (End)	Remarks	Pages
1	34691665100	COVER	1						
2	34691665200	COVER	1						
3	37000521400	PLATE	5						
4	37000524320	PLATE	1						
5	90186208020	BOLT,FLANGE	6		M8X20		521919		
	90186208020	BOLT,FLANGE	7		M8X20	521920			
6	90303070801	WASHER,PLAIN	2		8				
7	90280200800	NUT,FLANGE	2		M8		521919		
	90280200800	NUT,FLANGE	3		M8	521920			
8	90155208030	BOLT,WELD	2		M8X30				
9	82100002018	CLAMP	1		WR35	521920			
10	91810130250	FASTENER	1			521920			
21	82400000201	GROMMET	2		KG-016				

TR-200M-5-00103 6 BOOM + JIB,H,2M2D

Pos No.	Parts No	Parts Name	Qty	Unit	Technical Data	Serial No (Start)	Serial No (End)	Remarks	Pages
1	34731270700	SUPPORT	1						
2	90186210020	BOLT,FLANGE	4		M10X20				
3	33731351000	BLOCK	4		500X500,H=90				
4	80136332022	PIN,SPLIT	1		3.2X22				
5	56260423000	NUT,WING	1						
6	90303072001	WASHER,PLAIN	1		20				
7	37001508760	BOLT	1						
8	90303071601	WASHER,PLAIN	4		16				
9	80136332028	PIN,SPLIT	1		3.2X28				
10	90101216035	BOLT	4		M16X35				
11	90302041601	WASHER,SPRING	4		16				
12	34731270201	SUPPORT	1						
13	82100002019	CLAMP	1		WR40	521906			
14	90186208010	BOLT,FLANGE	1		M8X10	521906			
31	34731278010	SUPPORT ASSY	1						
41	90303071601	WASHER,PLAIN	1		16				

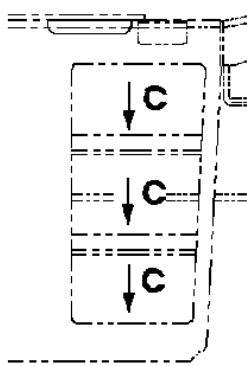
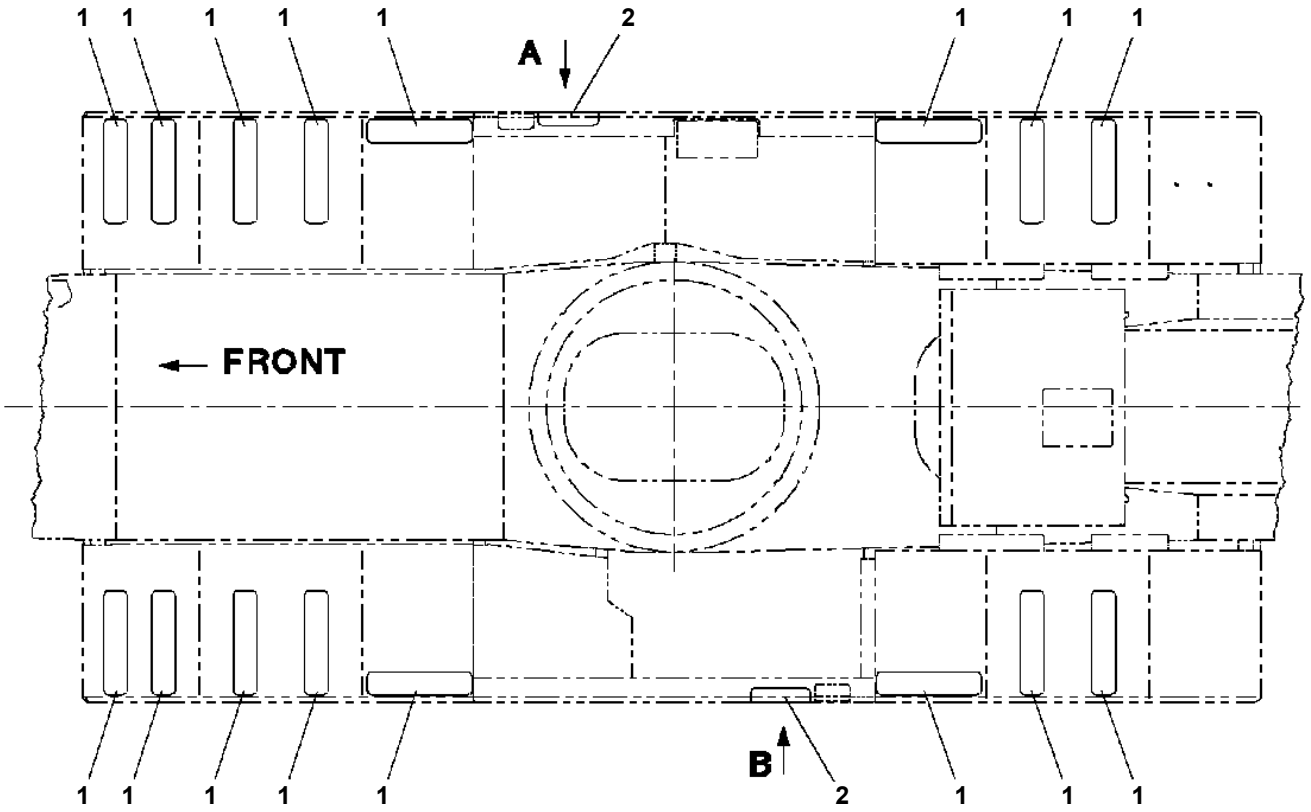
TR-200M-5-00103 6 BOOM + JIB,H,2M2D

Pos No.	Parts No	Parts Name	Qty	Unit	Technical Data	Serial No (Start)	Serial No (End)	Remarks	Pages
1	34500340100	SINGLE TOP ASSY	1						
2	80136363056	PIN,SPLIT	1		6.3X56				
3	37000201100	PIN,SNAP	1						
4	37000174590	PIN	1						
21	34500341000	SINGLE TOP	1						
22	90101214025	BOLT	1		M14X25				
23	90302041401	WASHER,SPRING	1		14				
24	82456101000	NIPPLE,GREASE	1		A-PT1/8				
25	37001003520	SHEAVE ASSY	1						
26	16311007000	SPACER	2		L=3.5				
27	37000130700	PIN	1						
32	80612111250	RING,RITAINING	1		AR125				
33	80515006214	BEARING,BALL	2						

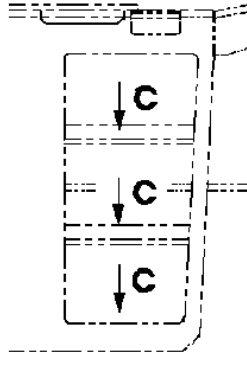
TR-200M-5-00103 6 BOOM + JIB,H,2M2D

Pos No.	Parts No	Parts Name	Qty	Unit	Technical Data	Serial No (Start)	Serial No (End)	Remarks
1	90101208020	BOLT	4		M8X20			
2	90201200800	NUT	4		M8			
3	90302040801	WASHER,SPRING	4		8			
4	90303070801	WASHER,PLAIN	8		8			
5	90101206014	BOLT	4		M6X14			
6	90302040601	WASHER,SPRING	4		6			
7	90303070601	WASHER,PLAIN	4		6			
8	36900160000	FAN	1					
9	34731231100	SUPPORT	1					
10	36690240000	COOLER,OIL (ASSY ONLY)	1					

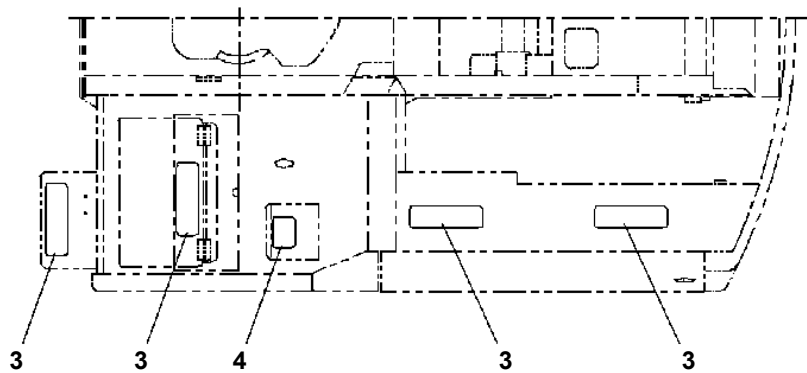
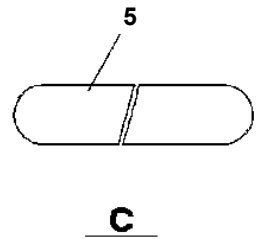
TR-200M-5-00103 6 BOOM + JIB,H,2M2D
PY1810024-00 MOUNT, NON-SLIP PLATE



A



B



SWING FRAME

CLICK HERE TO **DOWNLOAD** THE COMPLETE MANUAL

- Thank you very much for reading the preview of the manual.
- You can download the complete manual from: www.heydownloads.com by clicking the link below



- Please note: If there is no response to CLICKING the link, please download this PDF first and then click on it.

CLICK HERE TO **DOWNLOAD** THE COMPLETE MANUAL