

## **TR-160M-3-00101 6 BOOM + JIB,X**

**PB1000378-00 HYDRAULIC PRESSURE GENERATING SYSTEM**  
**PC1000301-00 OUTRIGGER SYSTEM**  
**PD1000355-00 SWING SYSTEM**  
**PE1000355-00 ELEVATING SYSTEM**  
**PF1000328-01 WINCH SYSTEM**  
**PG1000323-00 TELESCOPING SYSTEM**  
**PH1000316-00 SAFETY DEVICES**  
**PK1000364-00 FRAME**  
**PL1000369-00 CONTROL DEVICES**  
**PM1000032-01 LUBRICATION DEVICES**  
**PN1000261-01 ELECTRIC EQUIPMENT**  
**PO1000114-01 INDICATION PLATES**  
**PQ1000113-00 DRIVING POWER GENERATING SYSTEM**  
**PR1000065-01 DRIVING POWER TRANSMISSION SYSTEM**  
**PS1000089-00 STEERING SYSTEM**  
**PT1000073-00 BRAKE SYSTEM**  
**PU1000066-00 SUSPENSION**  
**PW1000097-02 ACCESSORIES & TOOLS**  
**PX1000394-00 MOUNTING PARTS**  
**PY1000331-04 OPTIONS**  
**ASSEMBLY**

CLICK HERE TO **DOWNLOAD** THE COMPLETE MANUAL

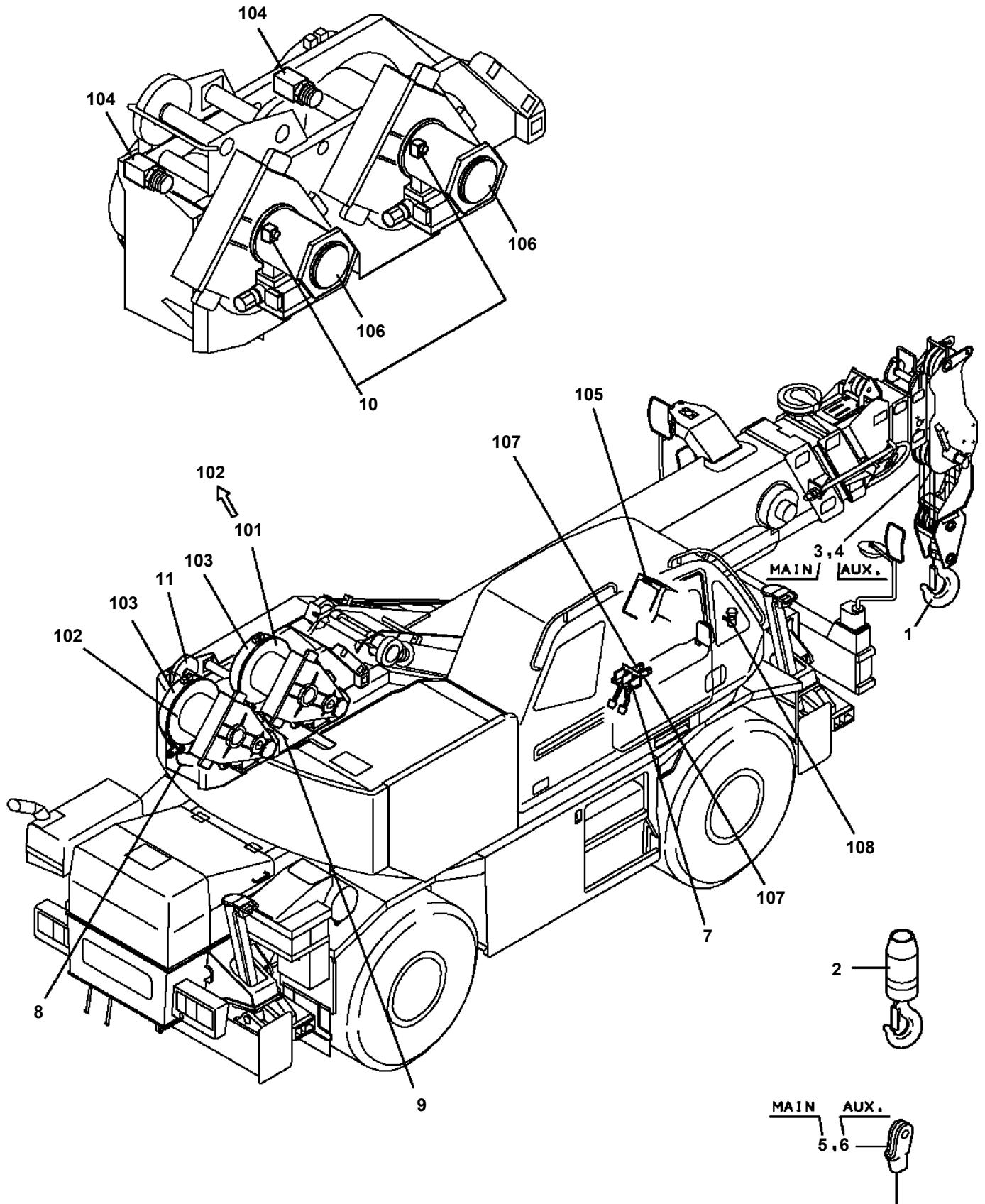
- Thank you very much for reading the preview of the manual.
- You can download the complete manual from: [www.heydownloads.com](http://www.heydownloads.com) by clicking the link below



- Please note: If there is no response to CLICKING the link, please download this PDF first and then click on it.

CLICK HERE TO **DOWNLOAD** THE COMPLETE MANUAL

**TR-160M-3-00101 6 BOOM + JIB,X  
PF1000328-01 WINCH SYSTEM**



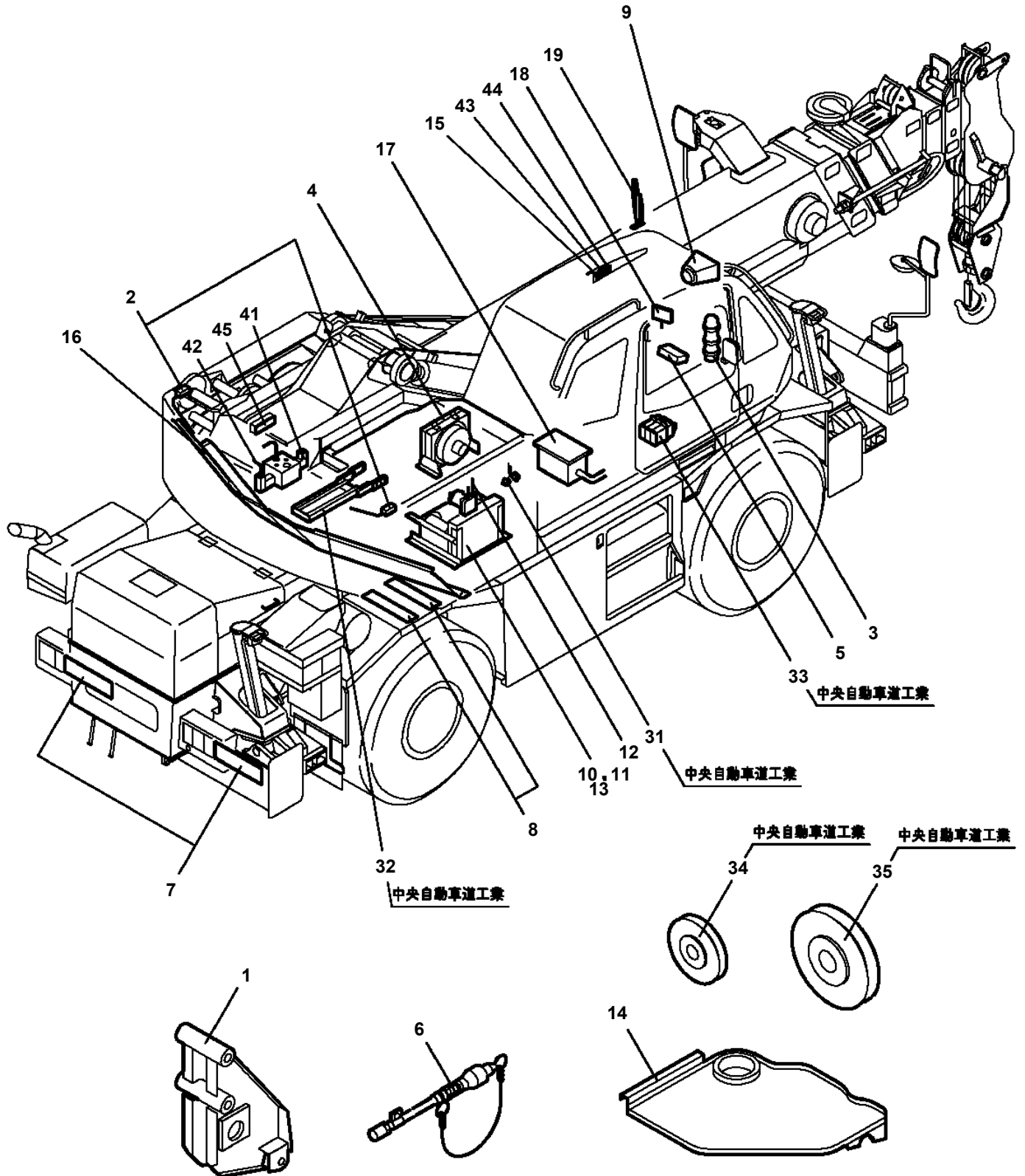
TR-160M-3-00101 6 BOOM + JIB,X  
PM1000032-01 LUBRICATION DEVICES

キユウユシ ソウチ  
LUBRICATION DEVICES

〔組立名称一覧〕より選択してください。  
SEE THE CORRESPONDING "ASSEMBLY NAME" LIST.



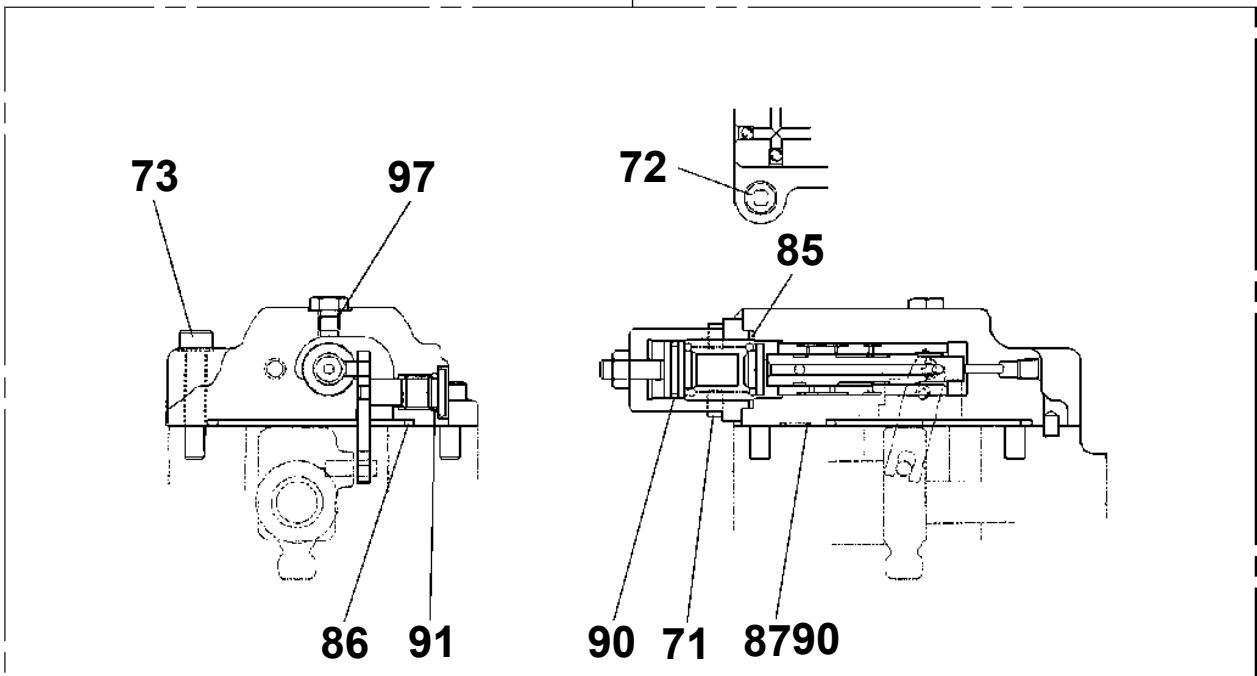
TR-160M-3-00101 6 BOOM + JIB,X  
PY1000331-04 OPTIONS



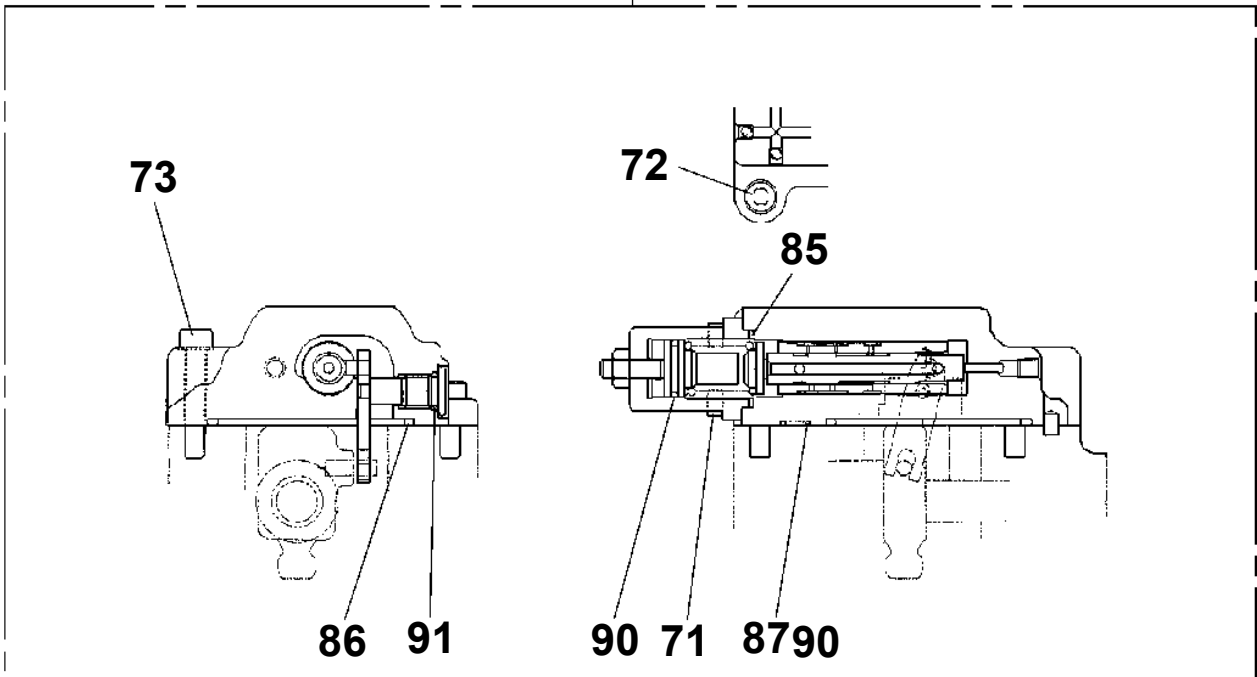
TR-160M-3-00101 6 BOOM + JIB,X  
PB1100138-02 PUMP, HYDRAULIC (MAIN)

200

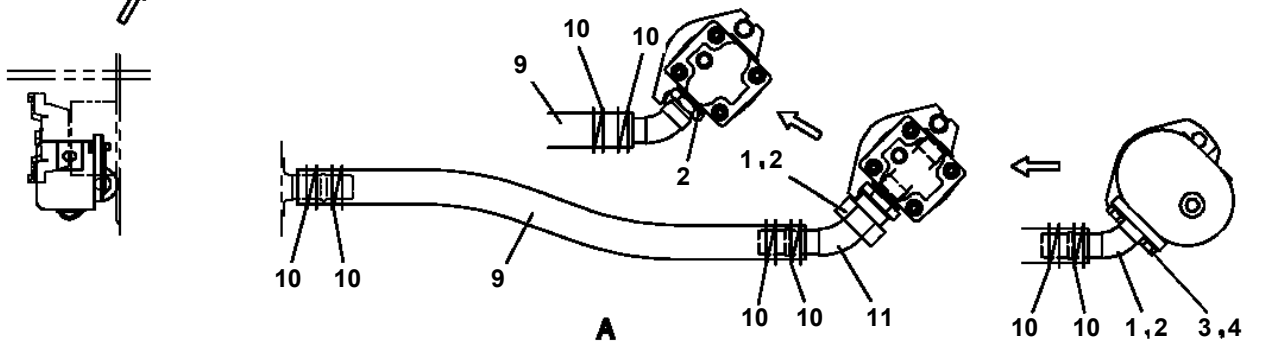
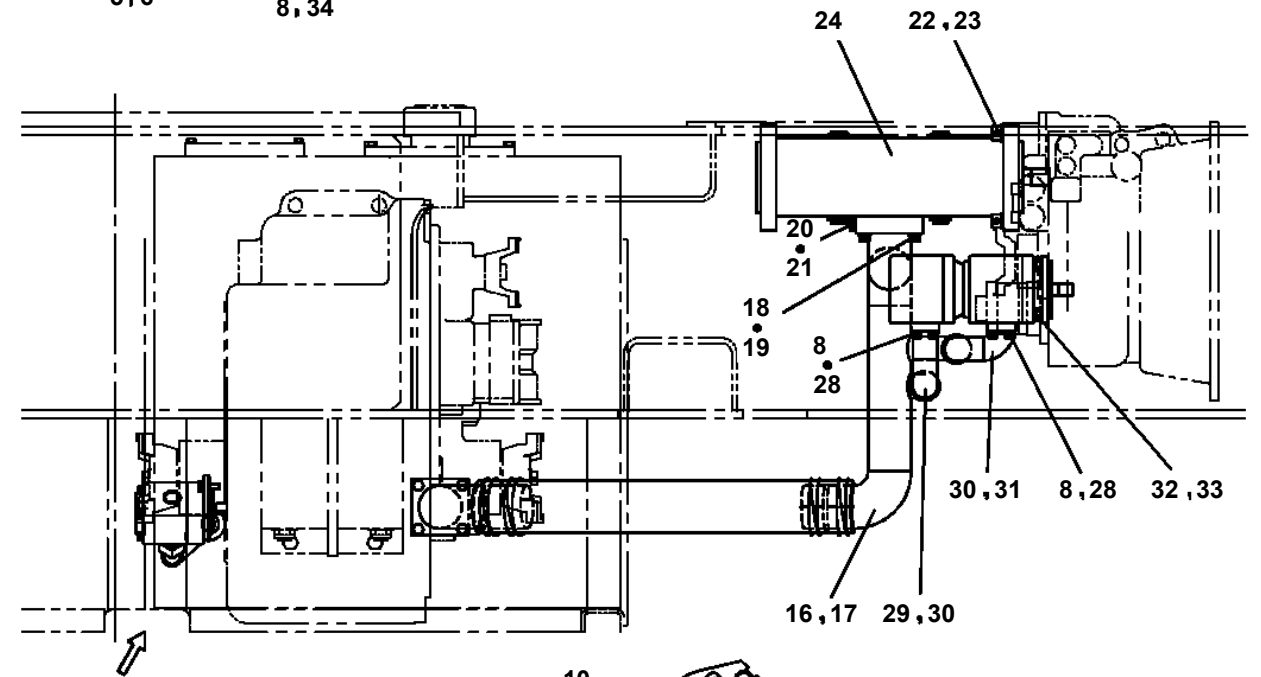
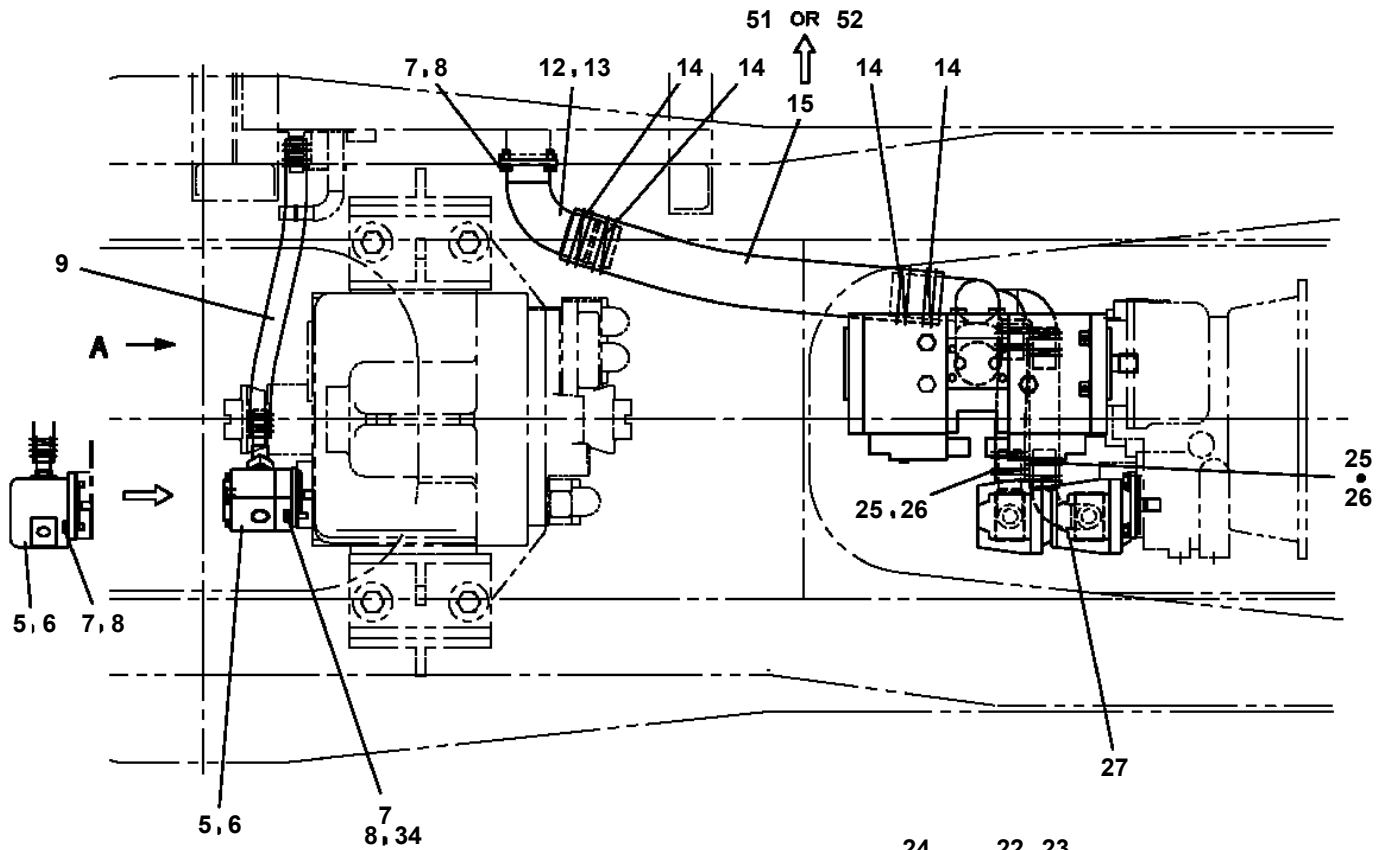
61



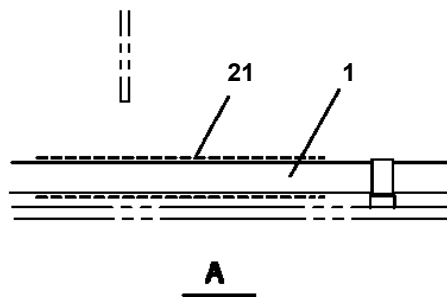
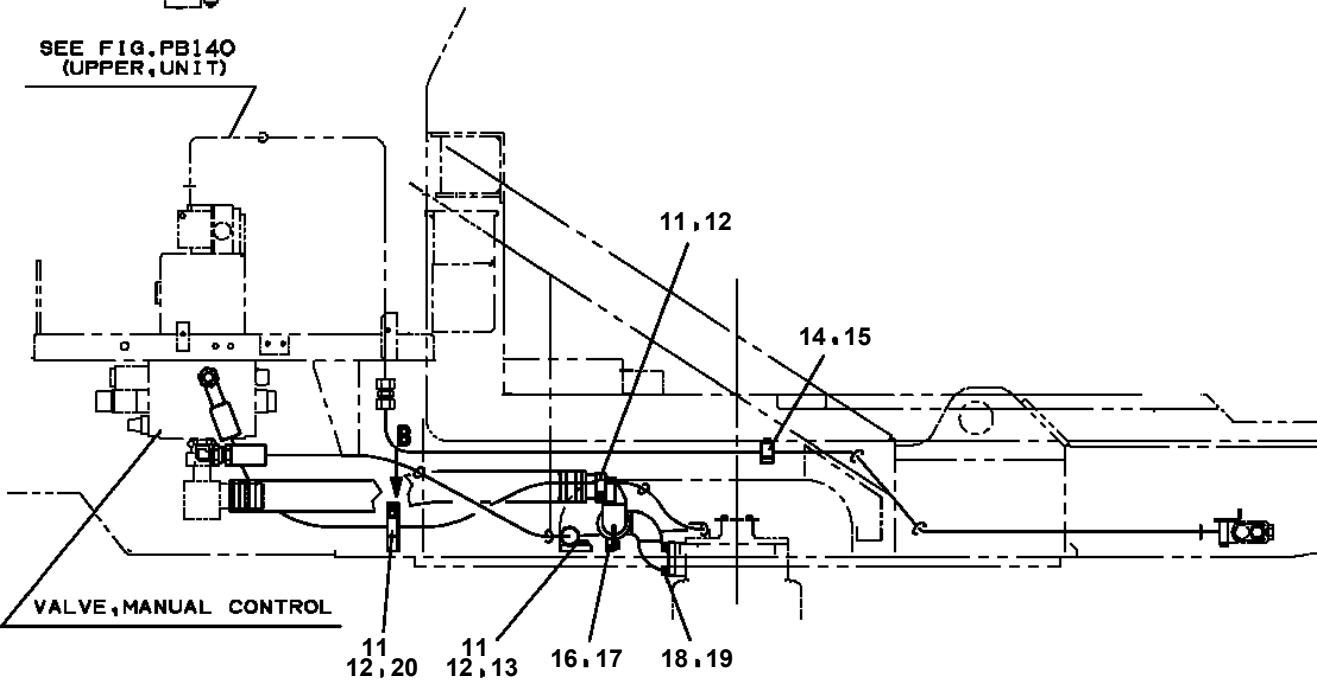
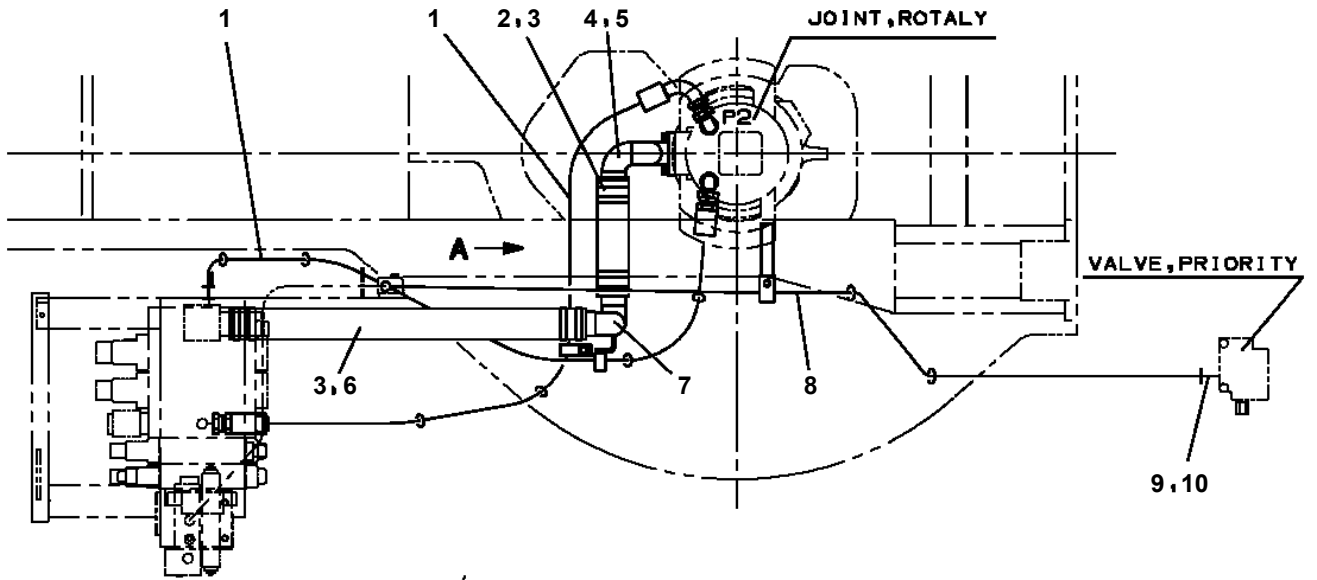
61



TR-160M-3-00101 6 BOOM + JIB,X  
 PB1200138-01 PIPING,SUCTION

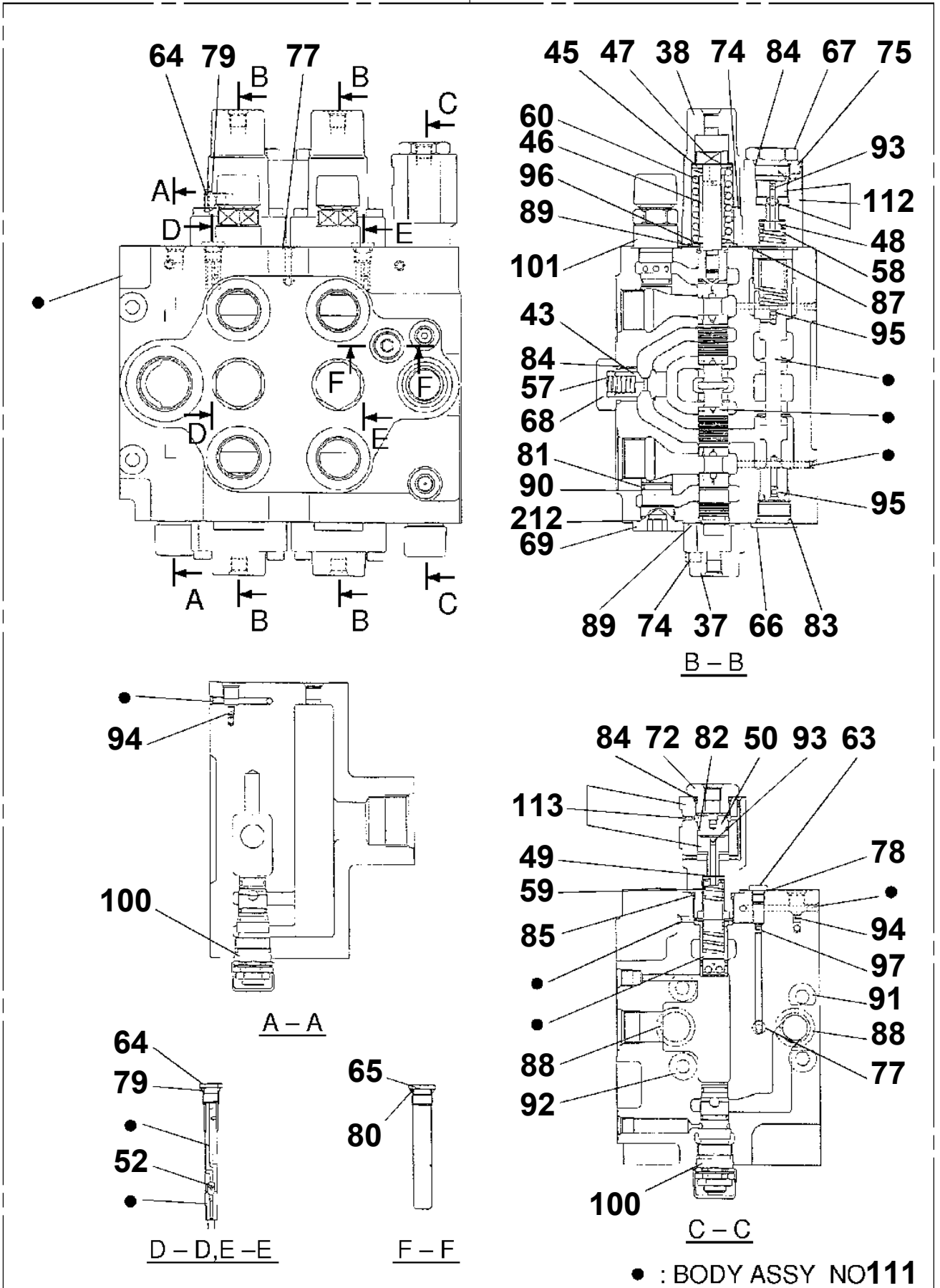


TR-160M-3-00101 6 BOOM + JIB,X  
PB1260161-00 PIPING,UPPER RETURN

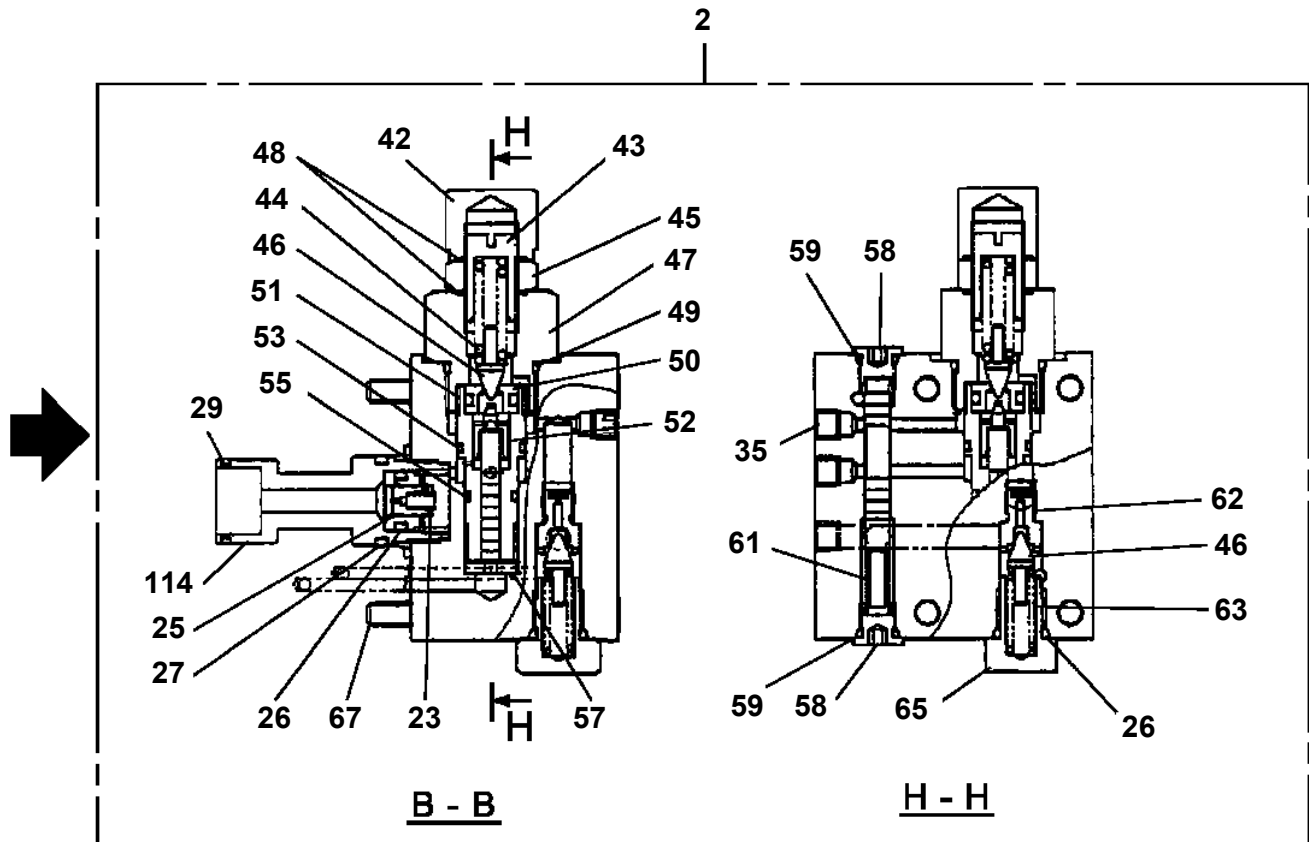
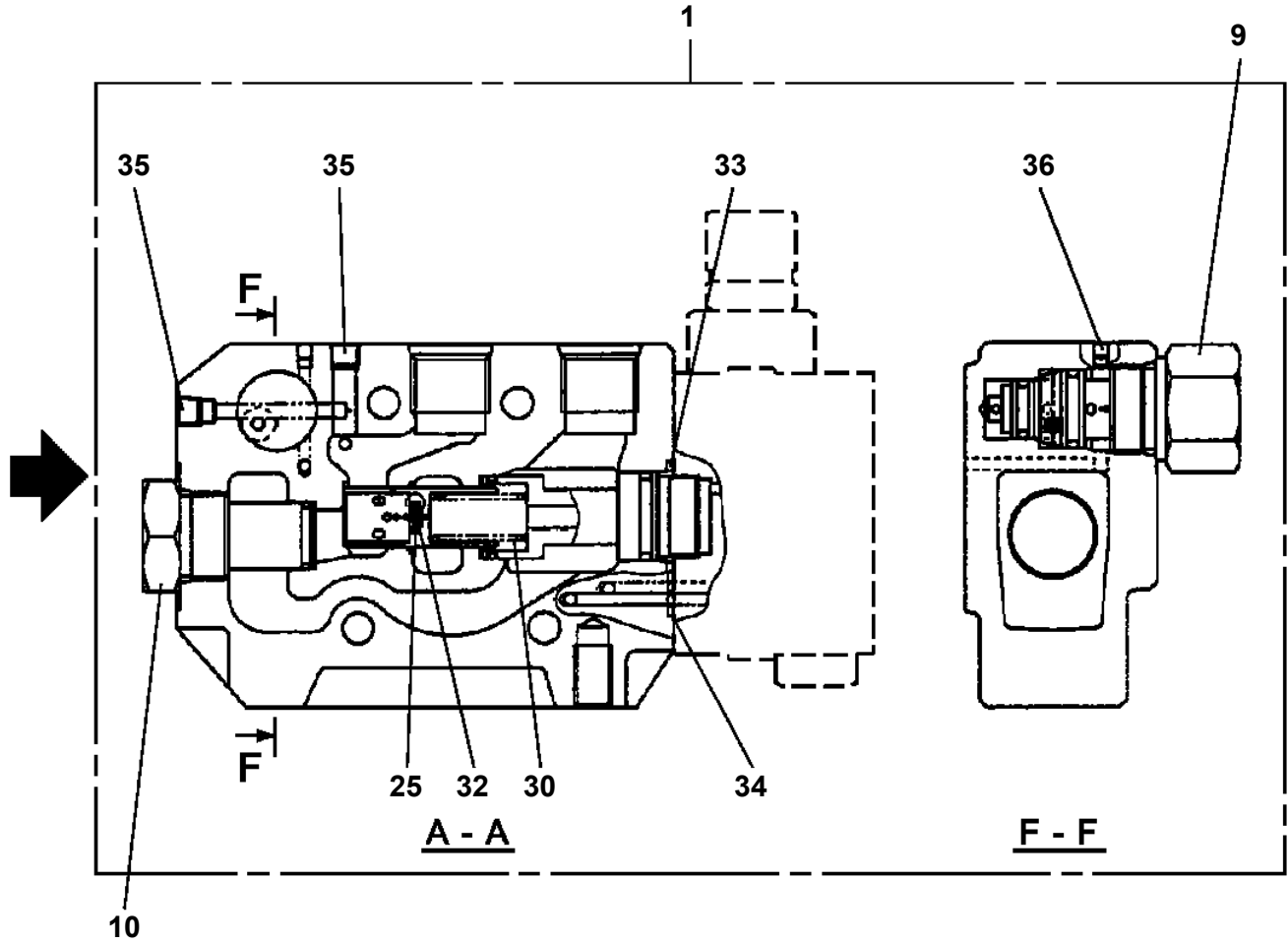


TR-160M-3-00101 6 BOOM + JIB,X  
 PB1320469-02 VALVE,MANUAL CONTROL

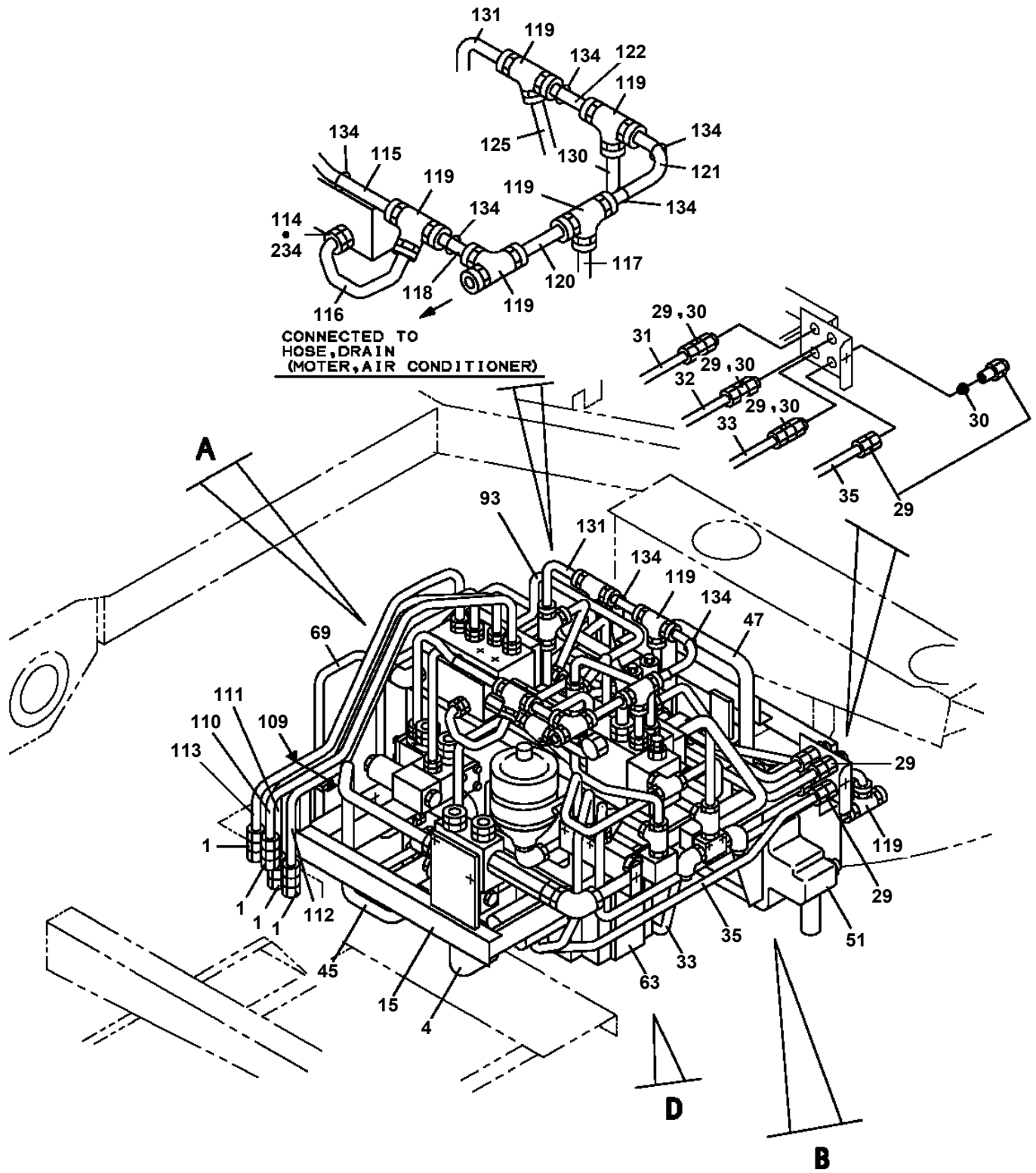
1



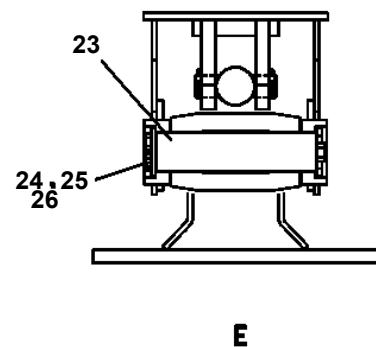
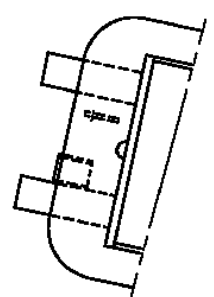
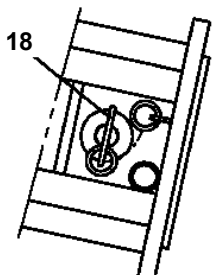
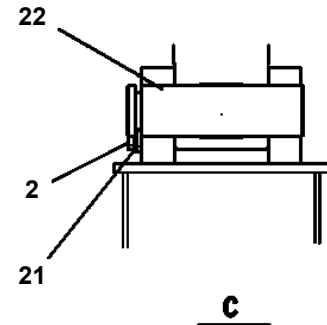
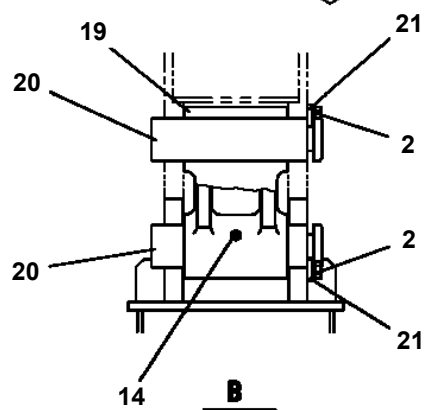
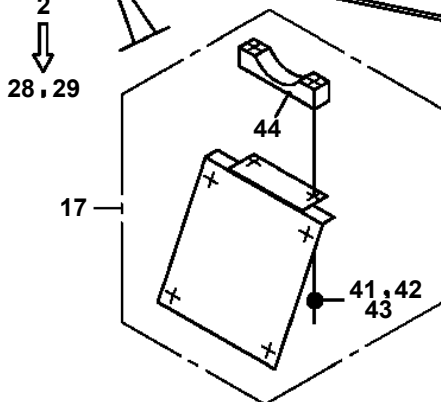
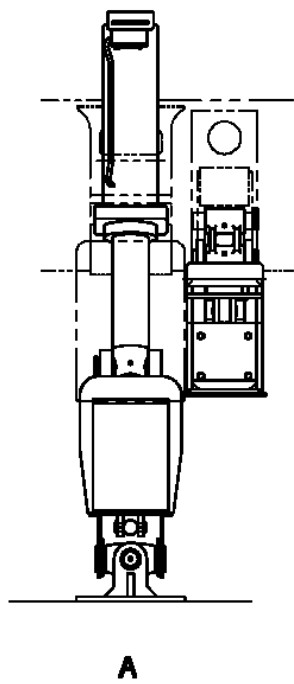
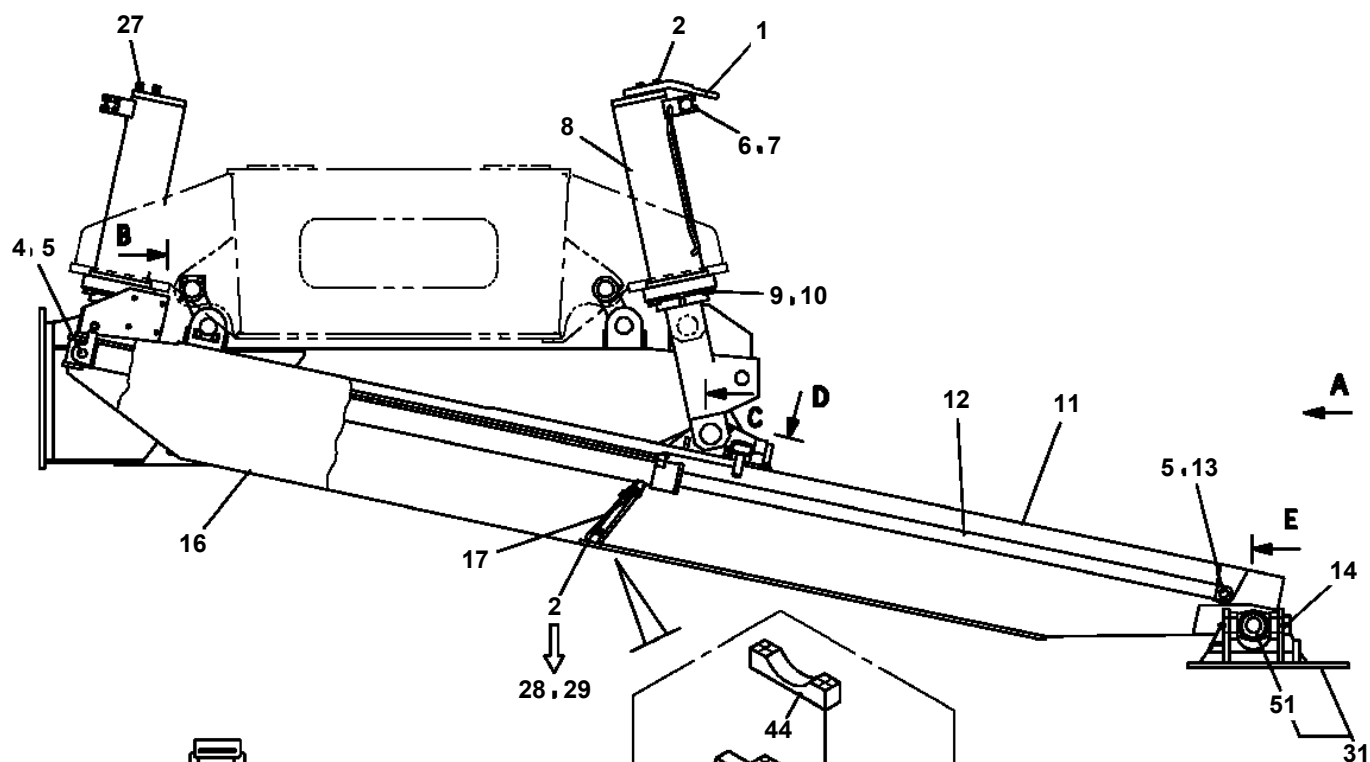
TR-160M-3-00101 6 BOOM + JIB,X  
 PB1340045-03 VALVE,SOLENOID CONTROL



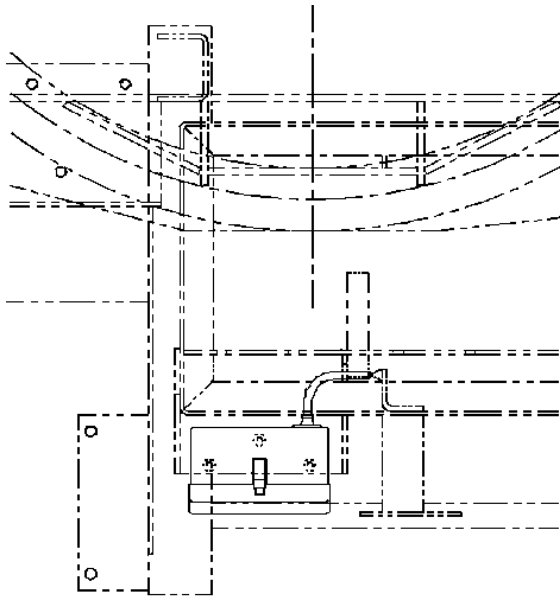
**TR-160M-3-00101 6 BOOM + JIB,X  
PB1400269-03 PIPING,UPPER (UNIT)**



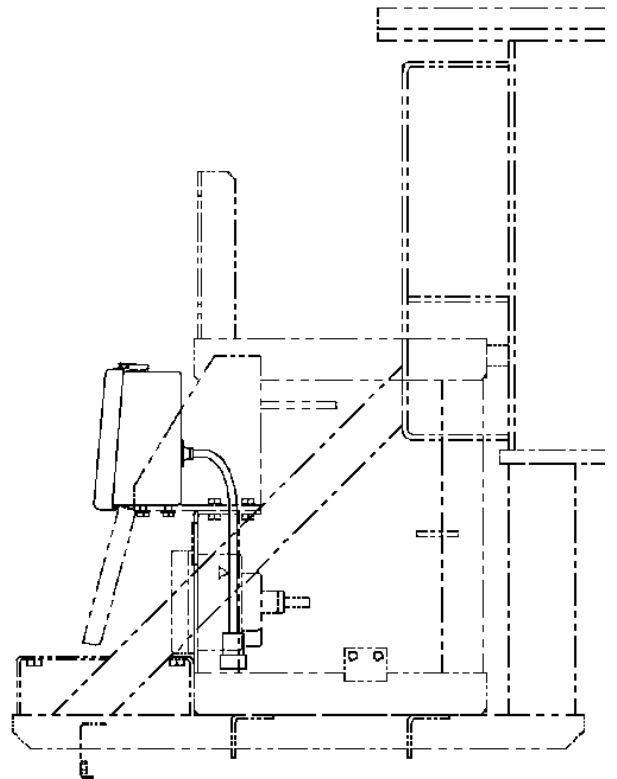
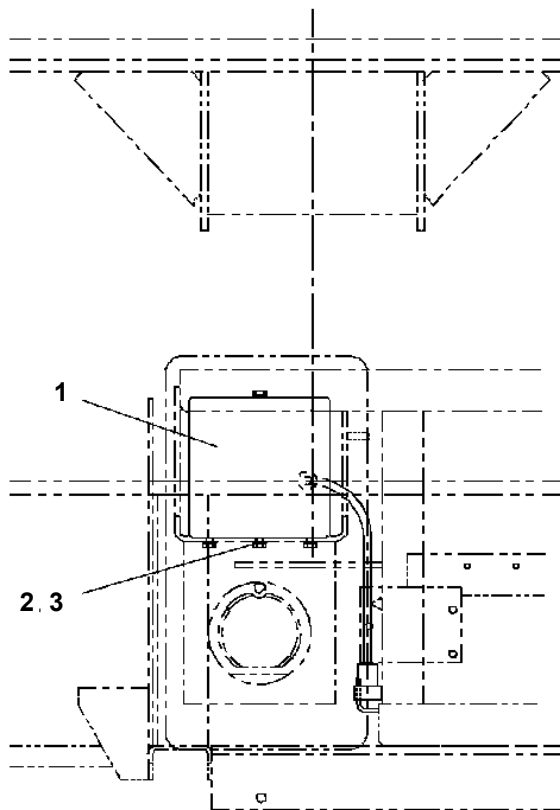
TR-160M-3-00101 6 BOOM + JIB,X  
 PC1010648-01 OUTRIGGER (X,REAR)



**TR-160M-3-00101 6 BOOM + JIB,X  
PC1100212-00 OPERATION SYSTEM, OUTRIGGER**



← **FRONT**



# TR-160M-3-00101 6 BOOM + JIB,X

Pos No.	Parts No	Parts Name	Qty	Unit	Technical Data	Serial No (Start)	Serial No (End)	Remark
1	36131480000	DETECTOR ASSY (LENGTH)	2					
2	80182306016	SCREW,MACHINE	6		M6X16			
3	90302040601	WASHER,SPRING	8		6			
4	37001107031	ROLLER ASSY	2					
5	80182306035	SCREW,MACHINE	2					
6	80601110170	RING,RITAINING	2		S17			
7	90303070601	WASHER,PLAIN	2		6			
8	80136320016	PIN,SPLIT	2		2X16			
9	34951151100	COVER	2					
10	90101208014	BOLT	8		M8X14		525567	
	90186208014	BOLT,FLANGE	8		M8X14	525568		
11	90302040801	WASHER,SPRING	8		8		525567	
12	90303070801	WASHER,PLAIN	8		8		525567	

# TR-160M-3-00101 6 BOOM + JIB,X

Pos No.	Parts No	Parts Name	Qty	Unit	Technical Data	Serial No (Start)	Serial No (End)	Rema
1	36081265010	GEAR,SUN	1					
2	90101508030	BOLT	8		M8X30			
3	90302040801	WASHER,SPRING	8		8			
4	36080515010	RING,THRUST	1		AS1102			
5	36081265020	CASING	1					
6	36080625140	BEARING,NEEDLE	3					
7	36081265030	GEAR,PLANETARY	3					
8	36070925180	RING,THRUST	3					
10	80500006313	BEARING,BALL	1					
11	36081265040	BEARING,ROLLER	1					
12	36081265050	RETAINER	1					
13	36081265060	GEAR,SPUR	1					
14	36080625170	SPACER	1					
15	36080625070	PLUG	1					
16	36080625180	WASHER,SEAL	1		W20			
17	36080625190	BEARING,NEEDLE	3					
18	36081265070	GEAR,PLANETARY	3					
19	36070845250	RING,THRUST	3					
22	36081265090	GEAR,SUN	1					
23	80316090060	PLUG	1		KKT PT3/8			
24	36081265100	RING,SNAP	1		AS65X4-00			
25	91210075001	SEAL,OIL	1					
29	36662780000	MOTOR,HYDRAULIC (SWING)	1					
31	36081265300	CARRIER ASSY (A)	1					
32	36081265310	CARRIER ASSY (B)	1					
50	36081265320	REDUCER ASSY	1					
100	36081260000	DRIVING UNIT,SWING	1					

# TR-160M-3-00101 6 BOOM + JIB,X

Pos No.	Parts No	Parts Name	Qty	Unit	Technical Data	Serial No (Start)	Serial No (End)	Remarks	Pages
60	37002465410	HOSE	1		L=470		525657		
	37002470440	HOSE	1		L=495	525658			
61	37002465500	HOSE	2		L=370		525657		
	37002465440	HOSE	2		L=385	525658			
62	82100001412	TUBE, SPIRAL	1	M	SE-12BK		525453		
63	80306010105	NUT	6		KKN12-000E	525658			
64	80309010105	SLEEVE	6		KK012-000E	525658			
65	80306010125	NUT	2		KKN15-000E	525658			
66	80309010125	SLEEVE	2			525658			
67	80306010165	NUT	2		KKN018-000E	525658			
68	80309010165	SLEEVE	2			525658			
71	91002801800	O-RING	2		1B P18				
81	91002801100	O-RING	2		1B P11				
91	91002802400	O-RING	1		1B P24				

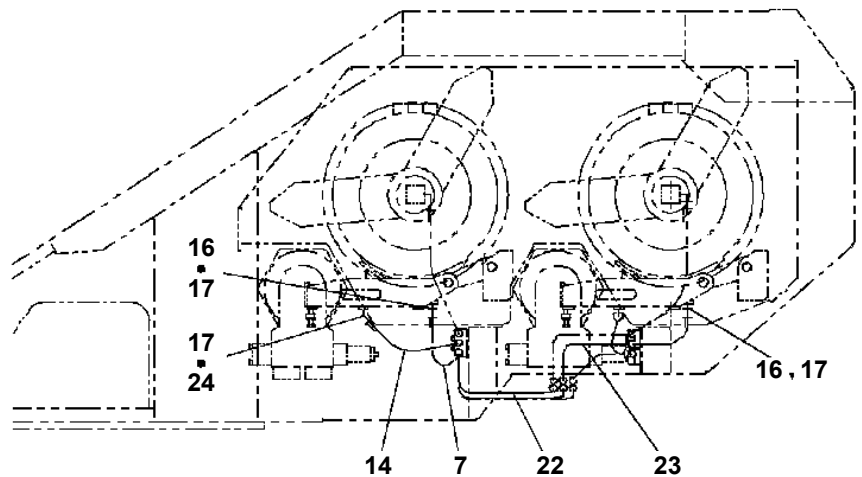
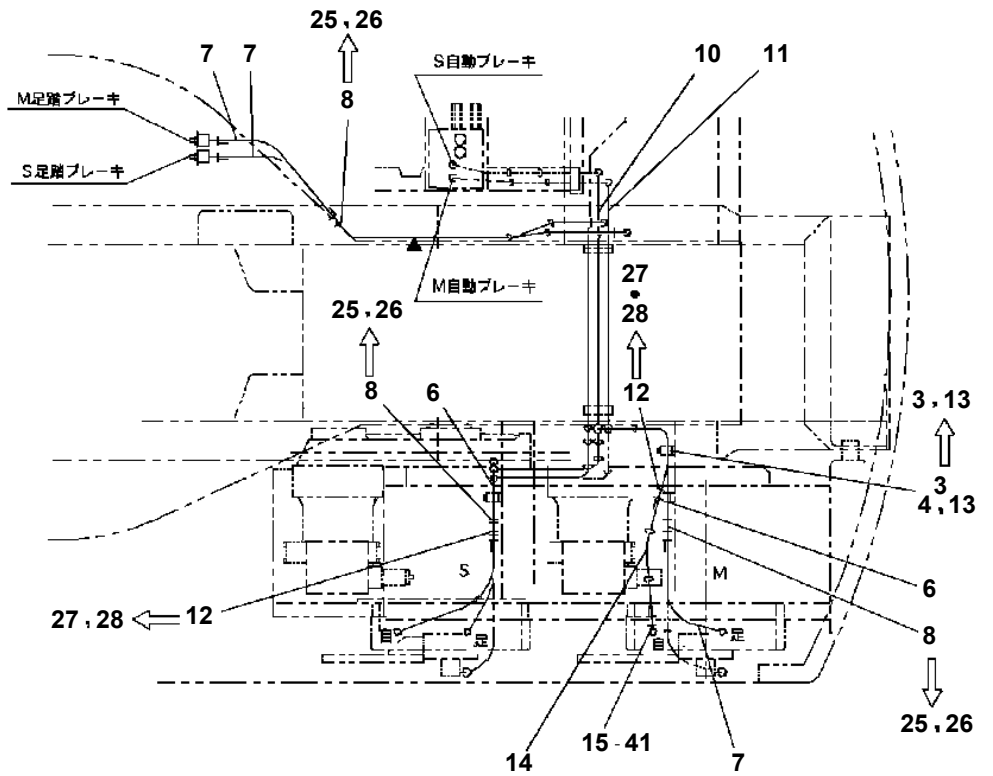
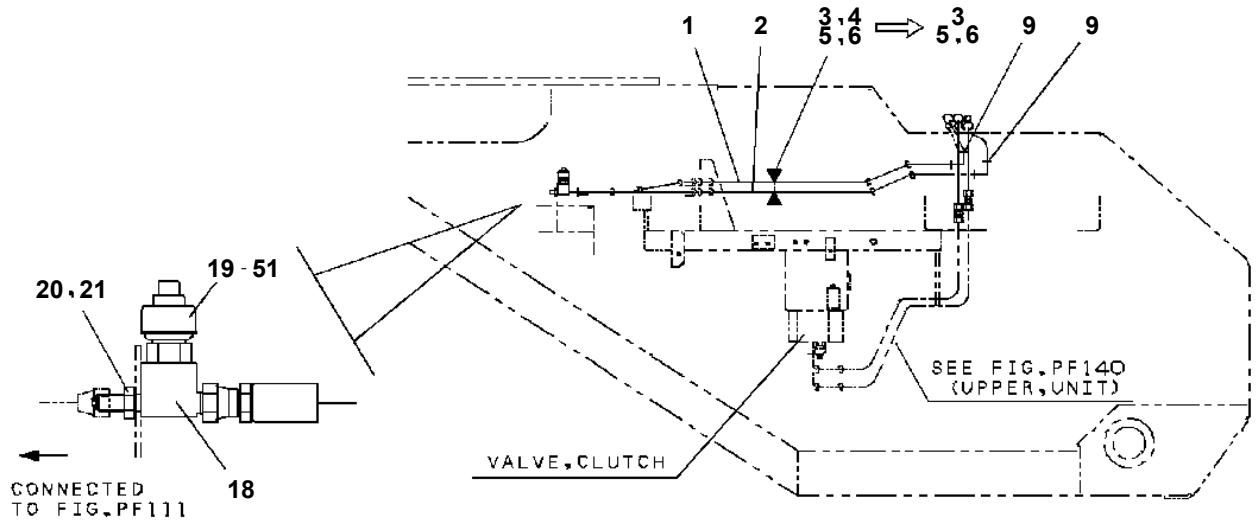
# TR-160M-3-00101 6 BOOM + JIB,X

Pos No.	Parts No	Parts Name	Qty	Unit	Technical Data	Serial No (Start)	Serial No (End)
1	36080495050	BOLT,SEMS (M10X25,WITH WASHER)	16				
2	36072685010	CASE,GEAR	1				
3	36072685020	GEAR	1				
4	80500006214	BEARING,BALL	1				
5	80561100140	NUT	2		AN14		
6	80562100140	WASHER,TOOTH	2		AW14		
7	36072685030	SPACER (A)	1				
8	36072685040	RETAINER (A)	1				
9	36071145060	PLUG	1		PT4/3		
10	90101510030	BOLT	18		M10X30		
11	90302041001	WASHER,SPRING	22		10		
12	80602111200	RING,RITAINING	1		R120		
13	36072685300	SUPPORT	1				
14	36072685060	PLATE (STOP)	2				
15	90102510025	BOLT	4		M10X25		
16	36072685070	PIN	1				
17	36072685080	SPACER (B)	1				
18	91001106000	O-RING	1		1A P60		
19	36072685310	BEARING,ROLLER	2				
20	36072685090	GEAR,IDLE	1				
21	36072685100	RETAINER (B)	1				
22	36081325110	BEARING,TAPER ROLLER	2				
23	36081325080	SHIM SET	1				
24	36072685110	SHAFT (INPUT)	1				
25	36072685121	COVER	1				
26	36072685130	PACKING	1				
27	36072685140	SPACER (C)	1				
28	80500006217	BEARING,BALL	1				
29	36072685150	RETAINER (C)	1				
30	91280440631	SEAL,OIL	1				
32	36072763000	DRUM	1				
33	80516006018	BEARING,BALL	1				
40	36072685200	GEAR,INTERNAL	1				
45	80720116050	PIN,SPRING	2		16X50		525496
46	80720110050	PIN,SPRING	2		10X50		525496
47	80602111500	RING,RITAINING	1		R150		
48	80516006314	BEARING,BALL	1				
49	80516006311	BEARING,BALL	1				
52	90131916045	BOLT,HEXAGON SOCKET	16		M16X45		
53	91411107000	RING,BACKUP	2		P70		
54	91002207000	O-RING	2		1B G70		
61	80316090040	PLUG SOCKET	3		R1/4		
71	36072685500	DRUM ASSY (SHAFT)	1				
72	36072685510	DRUM ASSY (CLUTCH)	1				
100	36072760000	WINCH	1				

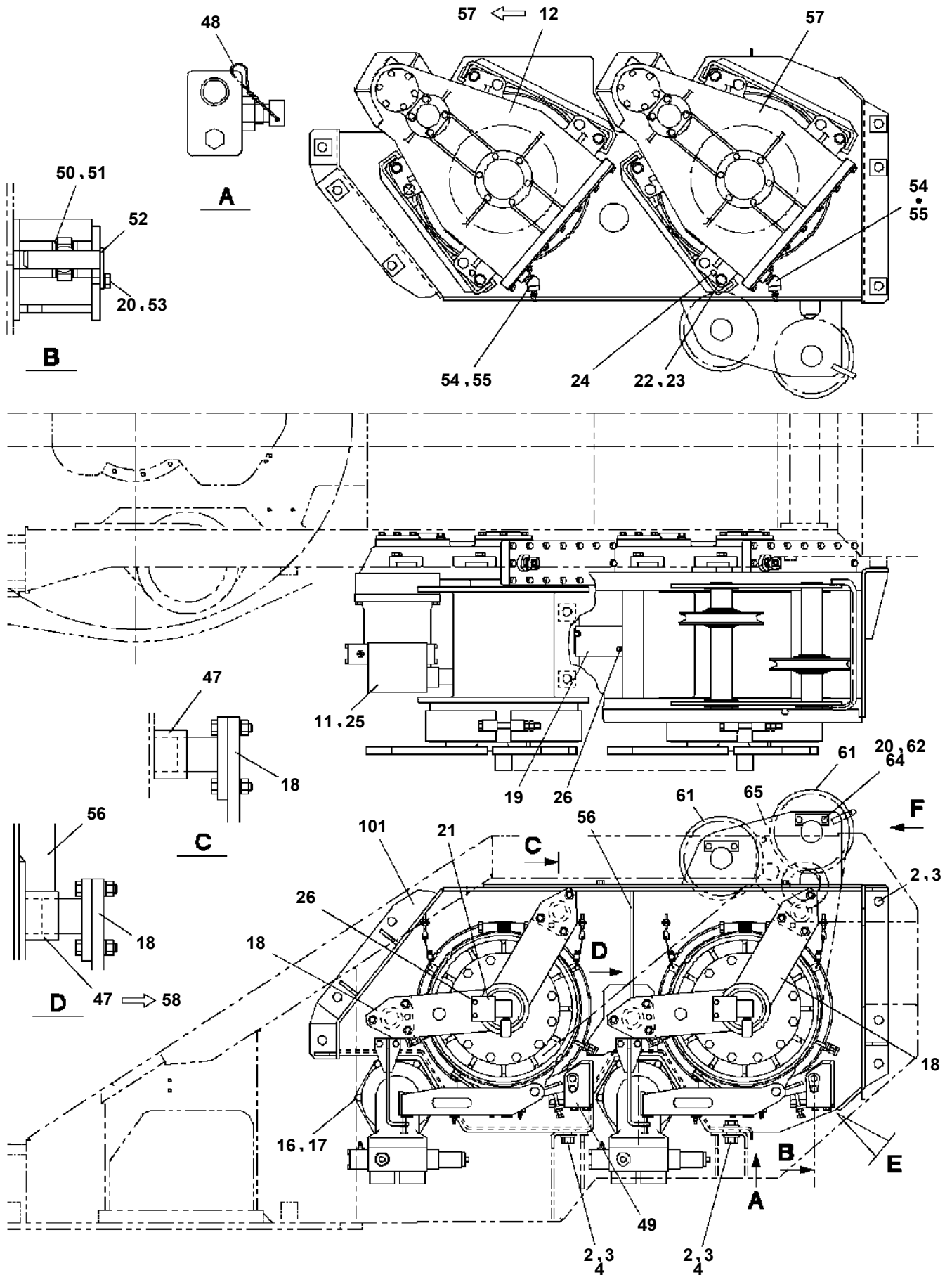
# TR-160M-3-00101 6 BOOM + JIB,X

Pos No.	Parts No	Parts Name	Qty	Unit	Technical Data	Serial No (Start)	Serial No (End)	Remarks	Pages
1	37000129750	PIN	1						
2	90171110016	BOLT	1		M10X16				
3	90302041001	WASHER,SPRING	1		10				
4	37002600541	WEDGE	1		14-2				
5	37002600501	SOCKET,ROPE	1		14&16				
6	83151411400	CLIP	1						
7	80136363045	PIN,SPLIT	1		6.3X45				
8	33290882200	WIRE	1						

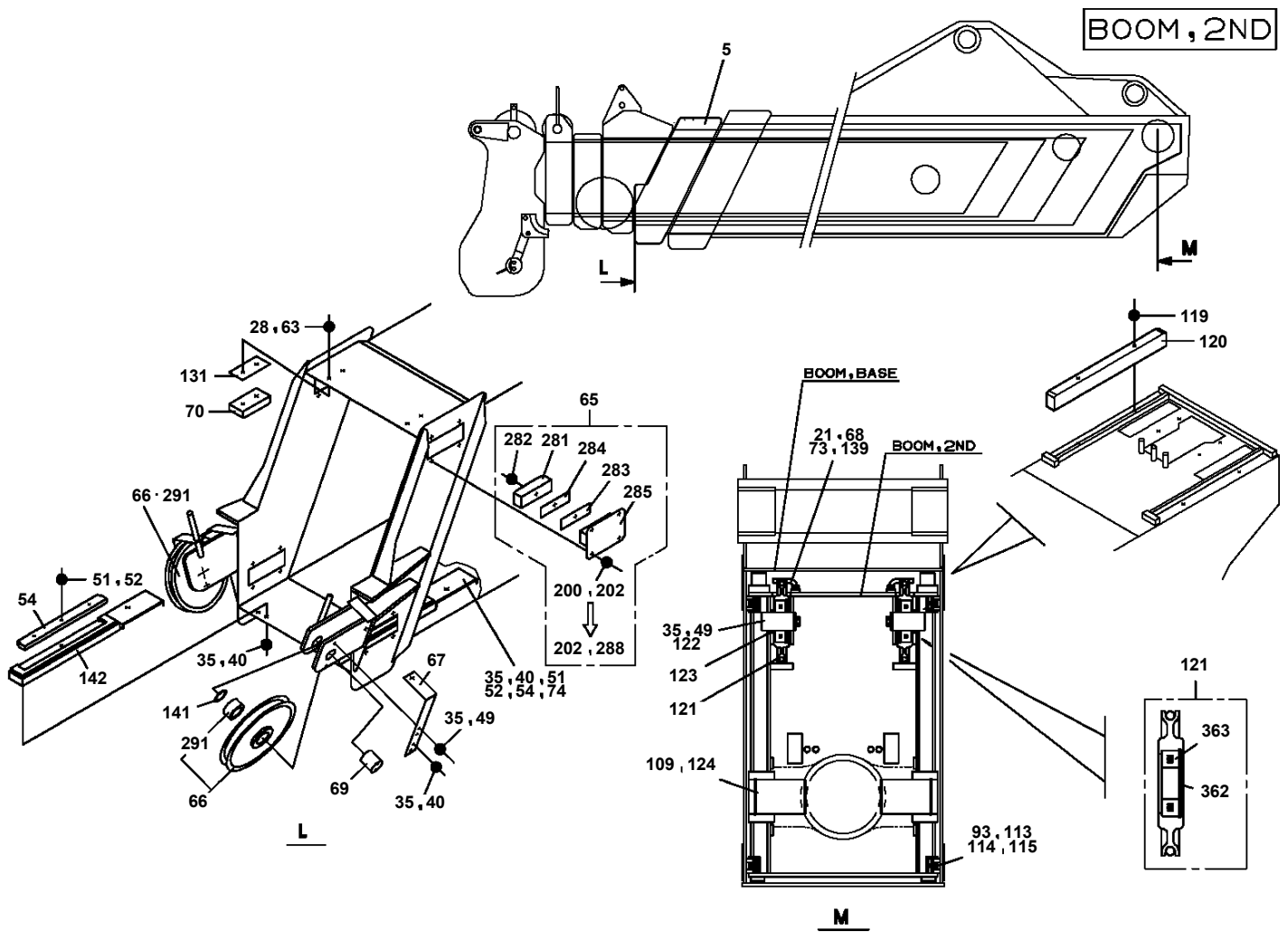
TR-160M-3-00101 6 BOOM + JIB,X  
 PF1220094-01 PIPING,WINCH BRAKE



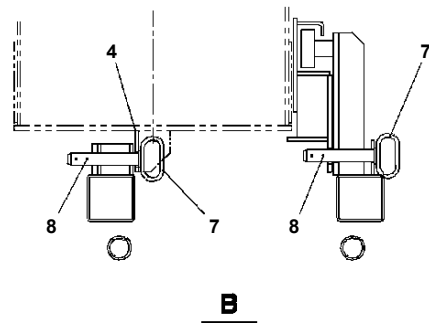
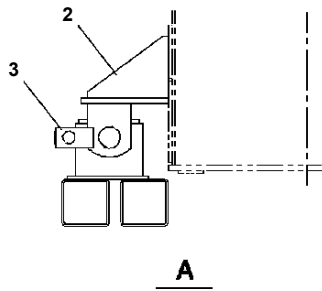
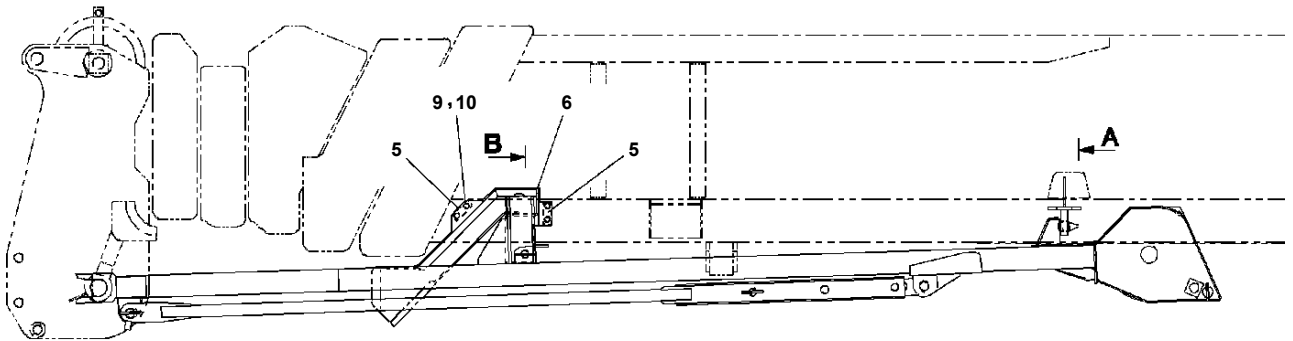
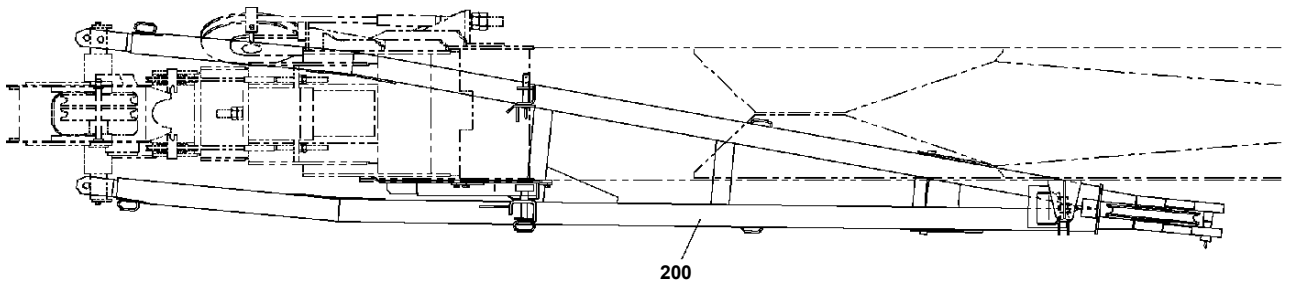
**TR-160M-3-00101 6 BOOM + JIB,X  
PF1400281-01 MOUNT,WINCH**



TR-160M-3-00101 6 BOOM + JIB,X  
 PG1010559-04 BOOM

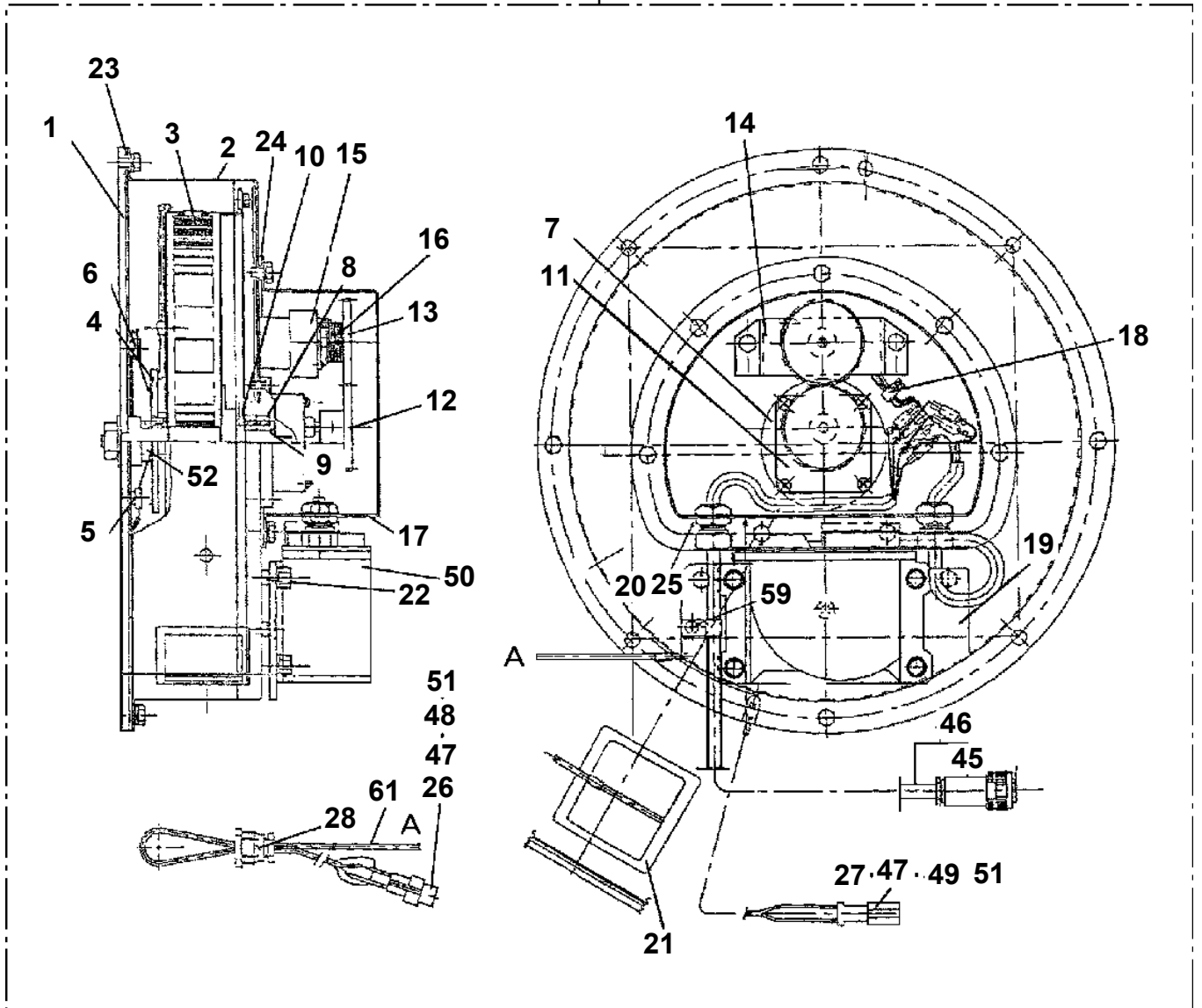


TR-160M-3-00101 6 BOOM + JIB,X  
PG1040289-00 JIB



TR-160M-3-00101 6 BOOM + JIB,X  
PG1130090-00 DETECTOR,BOOM LENGTH

100



# TR-160M-3-00101 6 BOOM + JIB,X

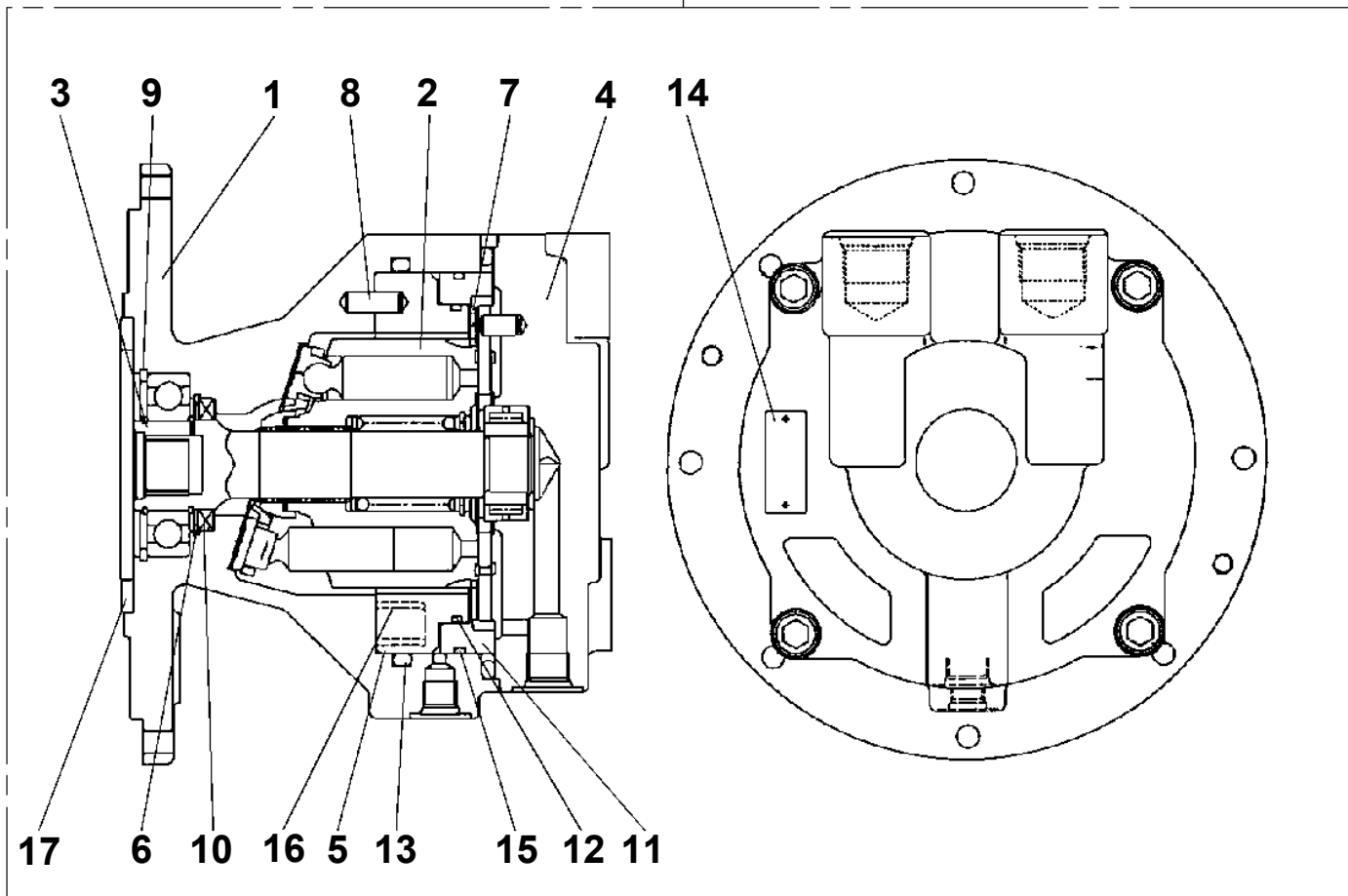
Pos No.	Parts No	Parts Name	Qty	Unit	Technical Data	Serial No (Start)	Serial No (E
1	90201201200	NUT	2		M12		
2	34371971000	SWITCH ASSY	1				
3	34371972000	SWITCH ASSY	1				
4	82100000207	CLAMP	6				525405
	82100000207	CLAMP	7			525406	
6	82100002002	CLAMP	1		WR6		
7	90190000008	BOLT,STUD	1		M6X20		
8	90302040401	WASHER,SPRING	6		4		525405
	90302040401	WASHER,SPRING	7		4	525406	
9	90201200400	NUT	6		M4		525405
	90201200400	NUT	7		M4	525406	
10	90280200600	NUT,FLANGE	1		M6		
11	90190000009	BOLT,STUD	6		M4X10		525405
	90190000009	BOLT,STUD	7		M4X10	525406	
21	34371661100	SWITCH,OVER WIND DETECTOR (BOOM)	1				
22	14128208000	RING	6				
23	34371971010	CHAIN	1		L=780/ØY <sub>s</sub> =26		
24	32370000130	WEIGHT	1				
25	82100002005	CLAMP	2		WRC8		
31	34371314100	SWITCH (OVER WIND/JIB & SINGLE TOP)	1				
33	34371972010	CHAIN	1				
34	34371314300	SUPPORT	1				
35	34371972020	CHAIN	1				
36	34371212101	WEIGHT ASSY	1				
38	82401500700	HOOK	2				
43	90101208030	BOLT	2		M8X30		
44	90302040801	WASHER,SPRING	2		8		
52	90101212040	BOLT	2		M12X40		
53	90302041201	WASHER,SPRING	2		12		
54	90303071201	WASHER,PLAIN	2		12		

# TR-160M-3-00101 6 BOOM + JIB,X

Pos No.	Parts No	Parts Name	Qty	Unit	Technical Data	Serial No (Start)	Serial No (End)	Remarks	Pages
1	34361951100	HARNESS	1						
2	90190000008	BOLT,STUD	32		M6X20		525567		
	90190000008	BOLT,STUD	29		M6X20	525568			
5	91810130250	FASTENER	10						
7	82100002004	CLAMP	6		WR8				
8	82100002006	CLAMP	1		WR10				
9	82100002010	CLAMP	2		WR15				
10	82100002014	CLAMP	14		WR20				
11	82100002016	CLAMP	7		WR25		525567		
	82100002016	CLAMP	5		WR25	525568			
12	82100002018	CLAMP	2		WR35		525567		
	82100002018	CLAMP	1		WR35	525568			
13	82100002019	CLAMP	2		WR40				
14	37000507080	PLATE	1						
15	42262511600	SUPPORT	1						
16	80182405016	SCREW,MACHINE	4		M5X16				
17	90302350501	WASHER,SPRING	4		5				
18	90303360501	WASHER,PLAIN	4		5				
19	90186206010	BOLT,FLANGE	2		M6X10				
20	90101208016	BOLT	2		M8X16				
21	90302040801	WASHER,SPRING	2		8				
22	90303070601	WASHER,PLAIN	12		6		525567		
	90303070601	WASHER,PLAIN	9		6	525568			
23	37000505350	PLATE	1						
24	90280200600	NUT,FLANGE	32		M6		525567		
	90280200600	NUT,FLANGE	29		M6	525568			
31	82148005080	CONNECTOR	1						
32	82148005086	CONNECTOR	1						

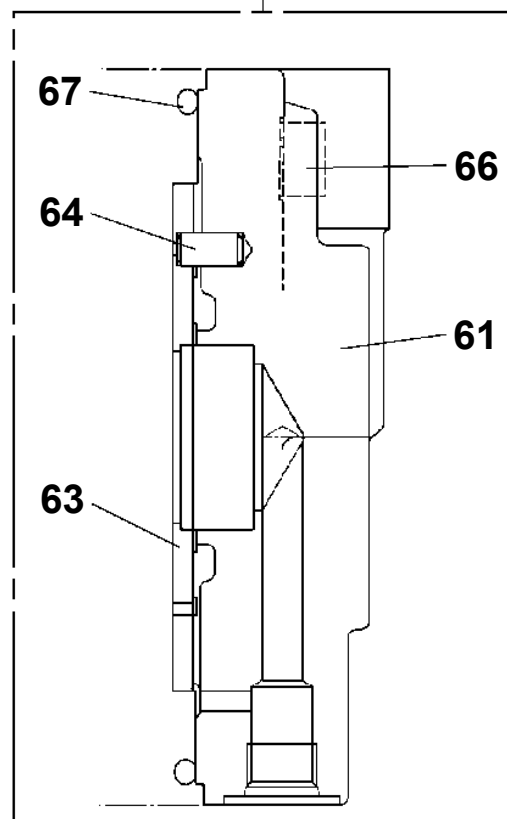
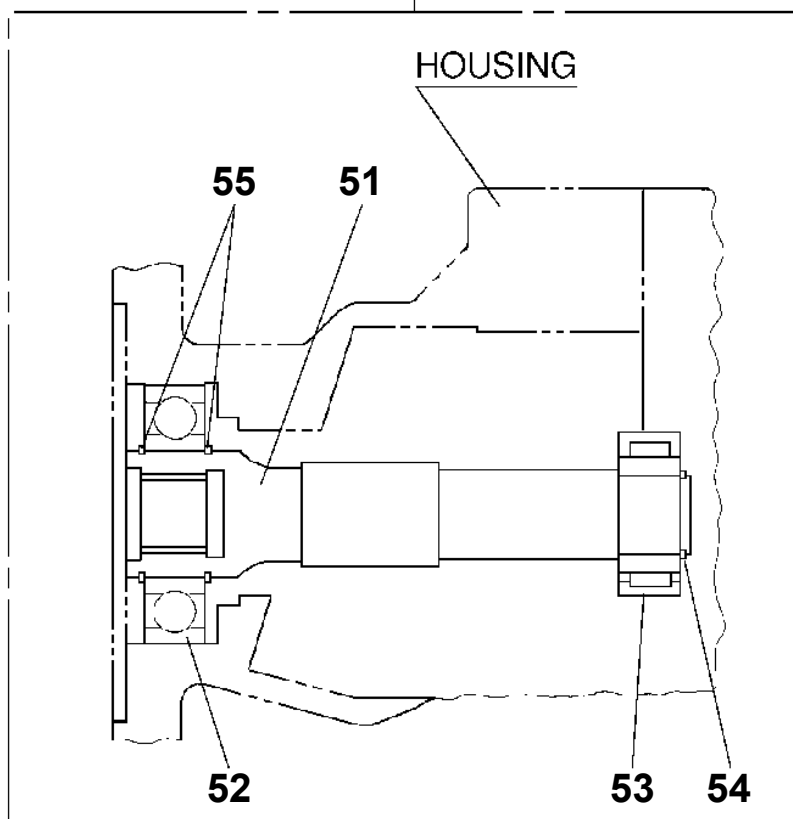
TR-160M-3-00101 6 BOOM + JIB,X  
PI1010114-01 MOTOR, HYDRAULIC (SWING)

100



3

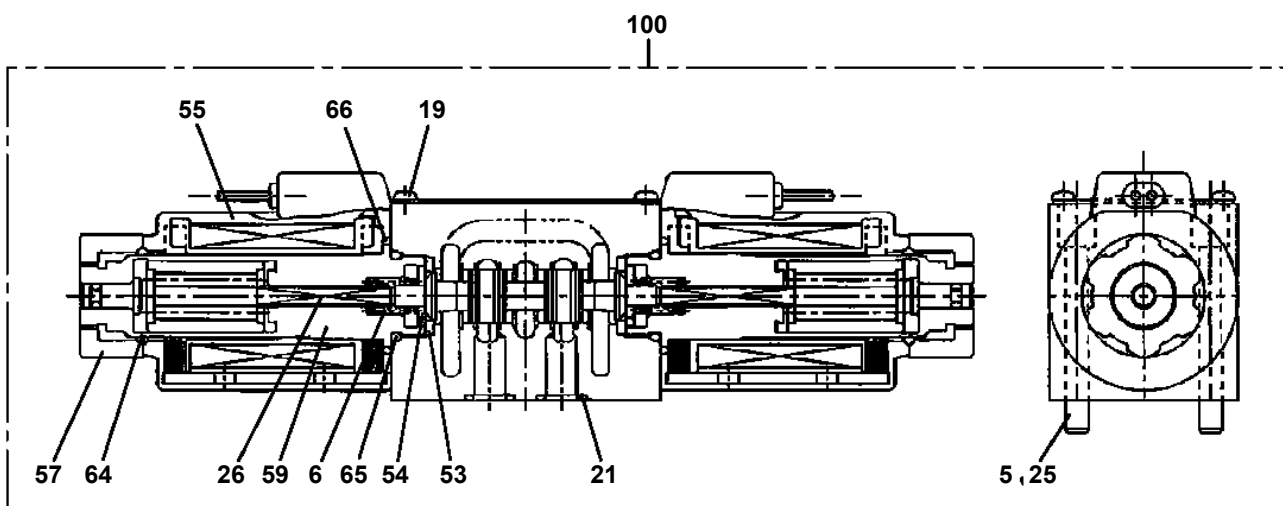
4



# TR-160M-3-00101 6 BOOM + JIB,X

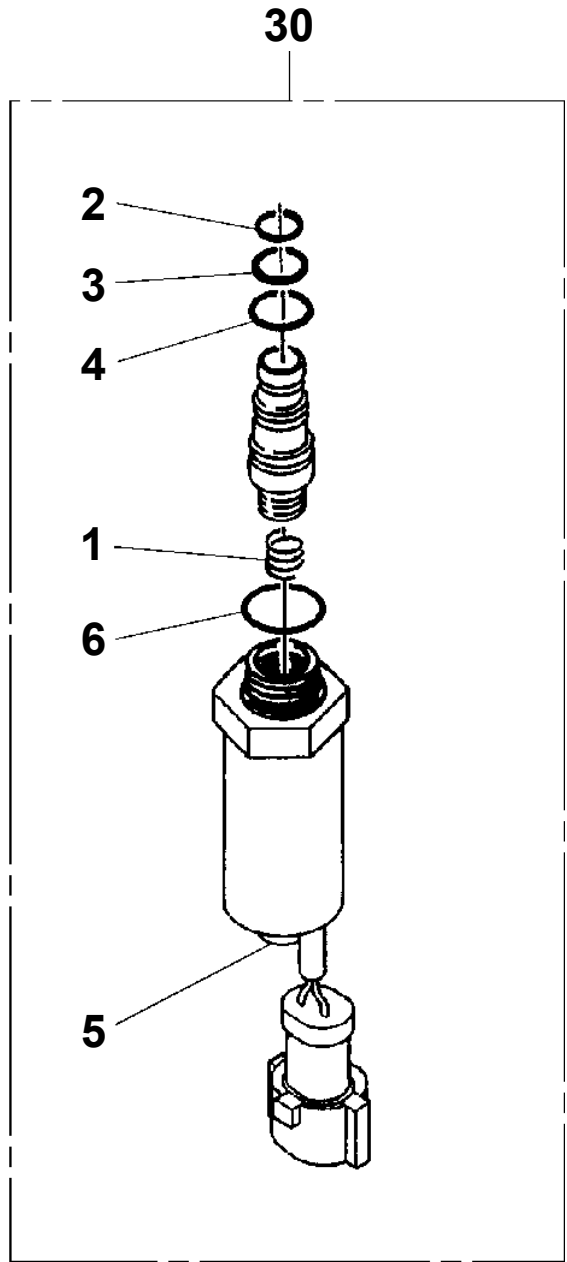
Pos No.	Parts No	Parts Name	Qty	Unit	Technical Data	Serial No (Start)	Serial No (End)	Remarks
8	36663445010	BEARING,TAPER ROLLER	1					
9	36663445020	BEARING,TAPER ROLLER	1					
16	36662725010	KEY	1					
19	36663445030	PLUG	3					
31	36663445040	PISTON ASSY	1					
32	36663445050	SEAL KIT	1					
100	36663440001	MOTOR,HYDRAULIC	1					

TR-160M-3-00101 6 BOOM + JIB,X  
PI1120135-05 VALVE,SOLENOID (NACHI)

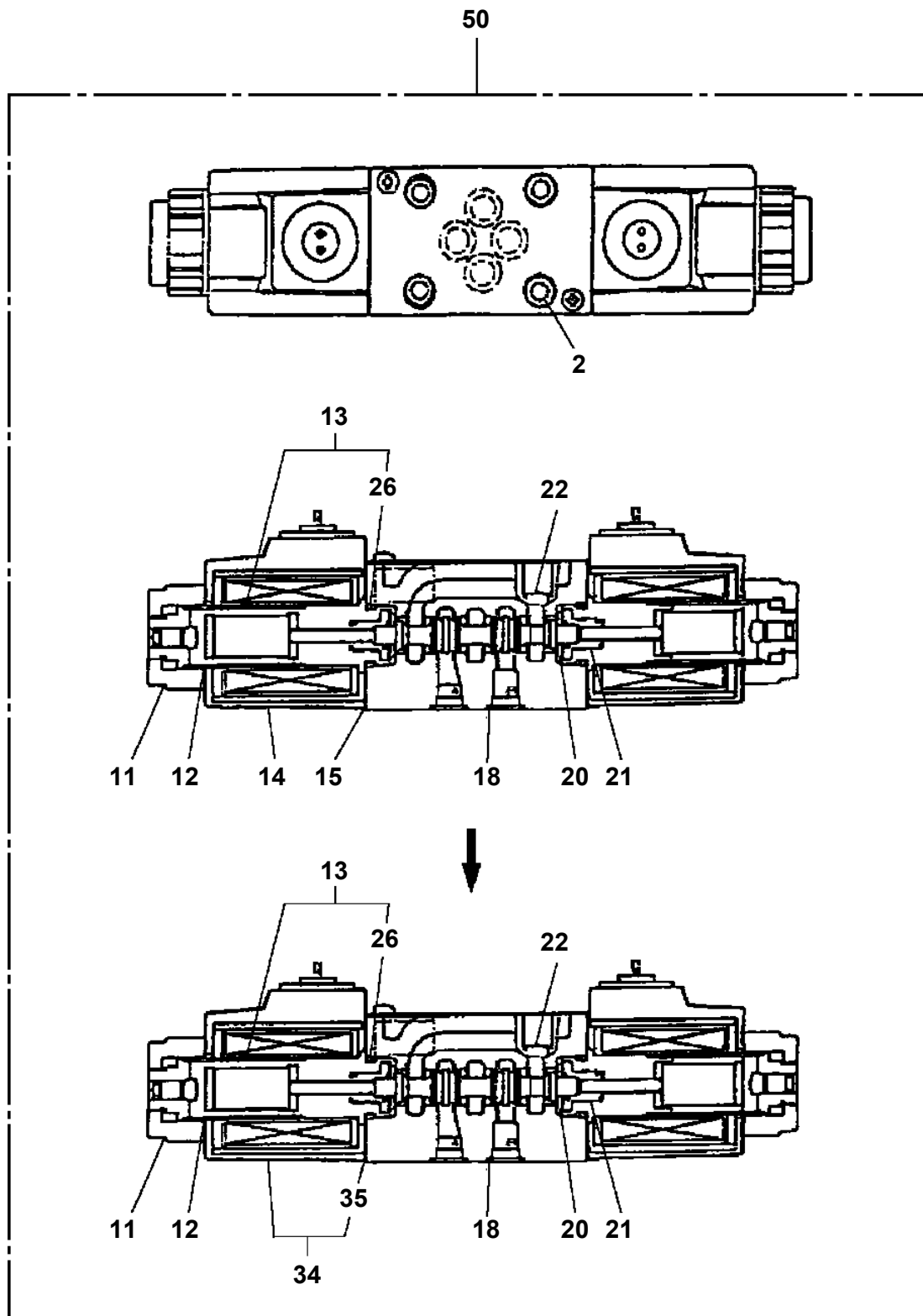


A

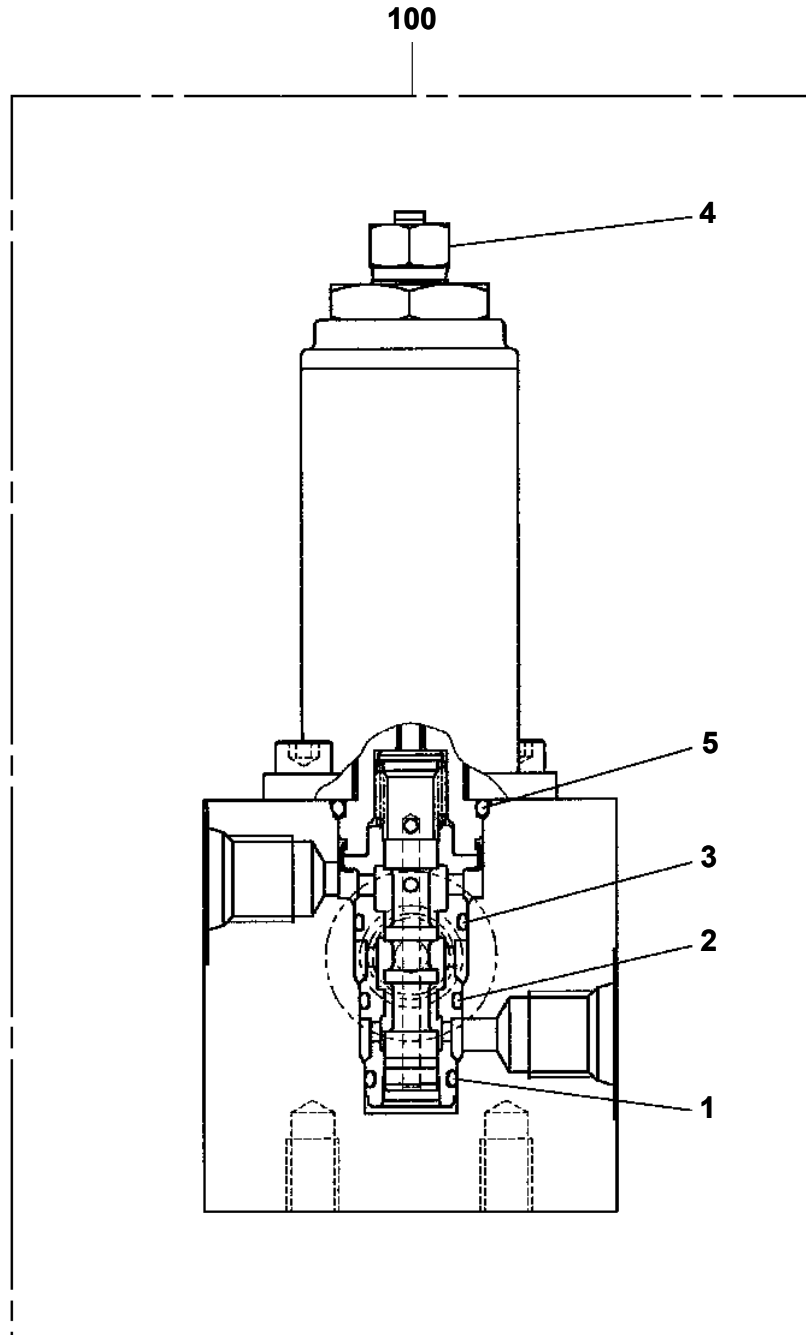
TR-160M-3-00101 6 BOOM + JIB,X  
PI1120171-03 VALVE,SOLENOID



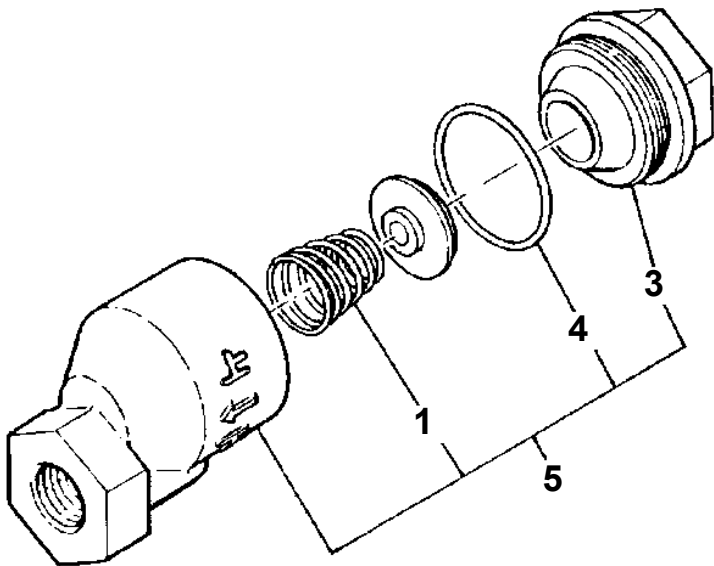
TR-160M-3-00101 6 BOOM + JIB,X  
PI1120233-01 VALVE,SOLENOID (TOKIMEC)



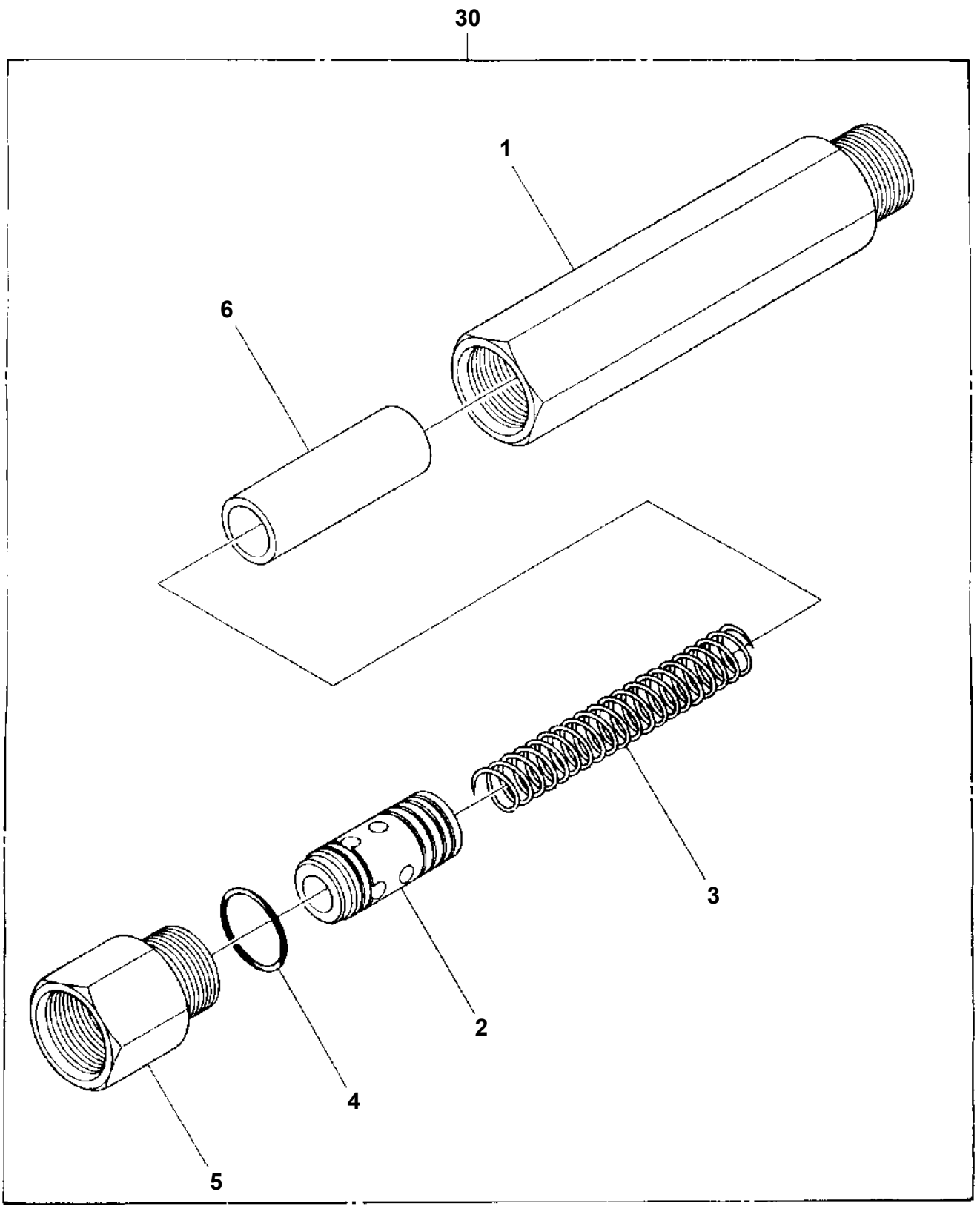
TR-160M-3-00101 6 BOOM + JIB,X  
PI1120304-01 VALVE,SOLENOID



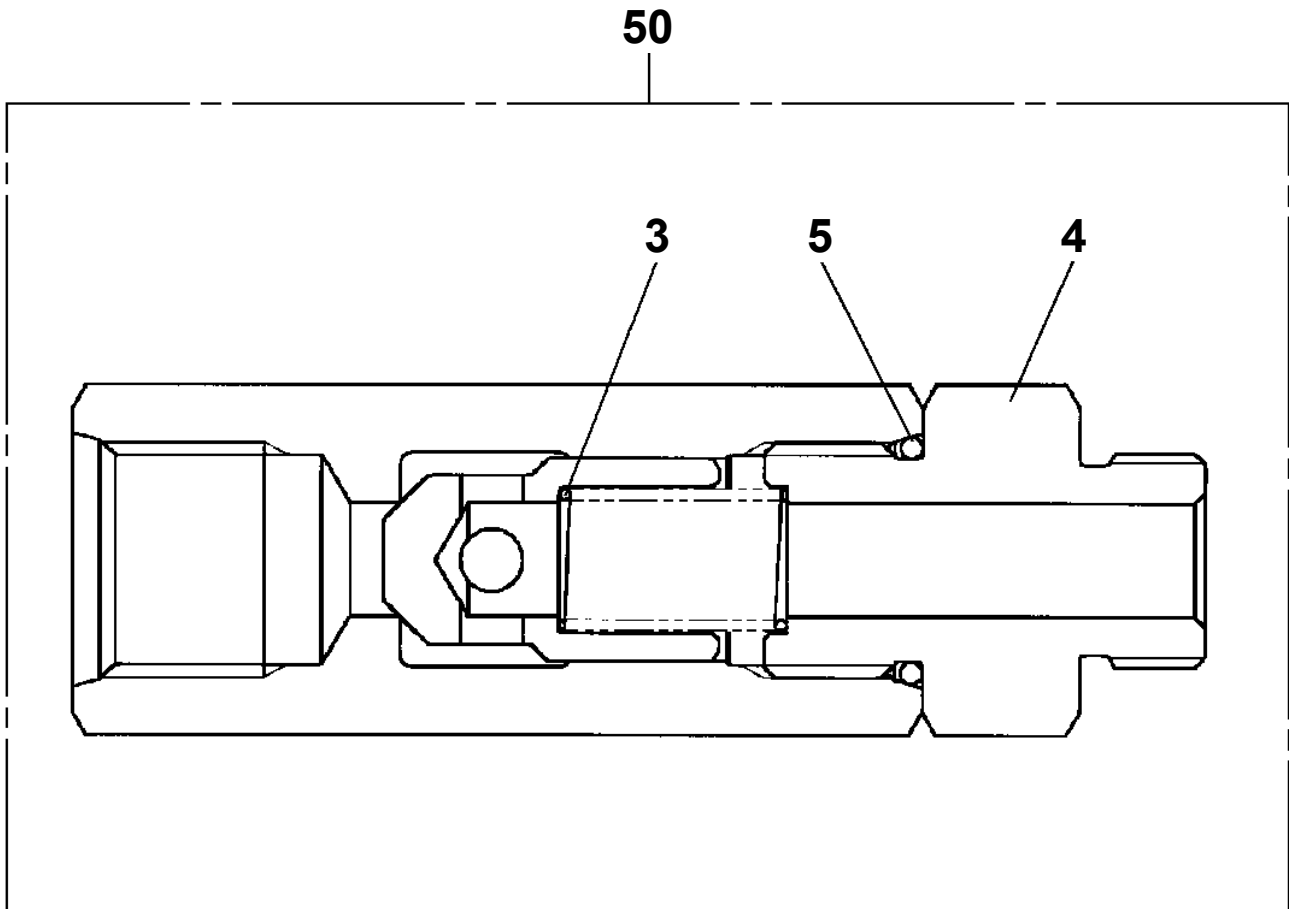
TR-160M-3-00101 6 BOOM + JIB,X  
PI1140040-00 VALVE,CHECK



TR-160M-3-00101 6 BOOM + JIB,X  
PI1140115-00 VALVE,CHECK

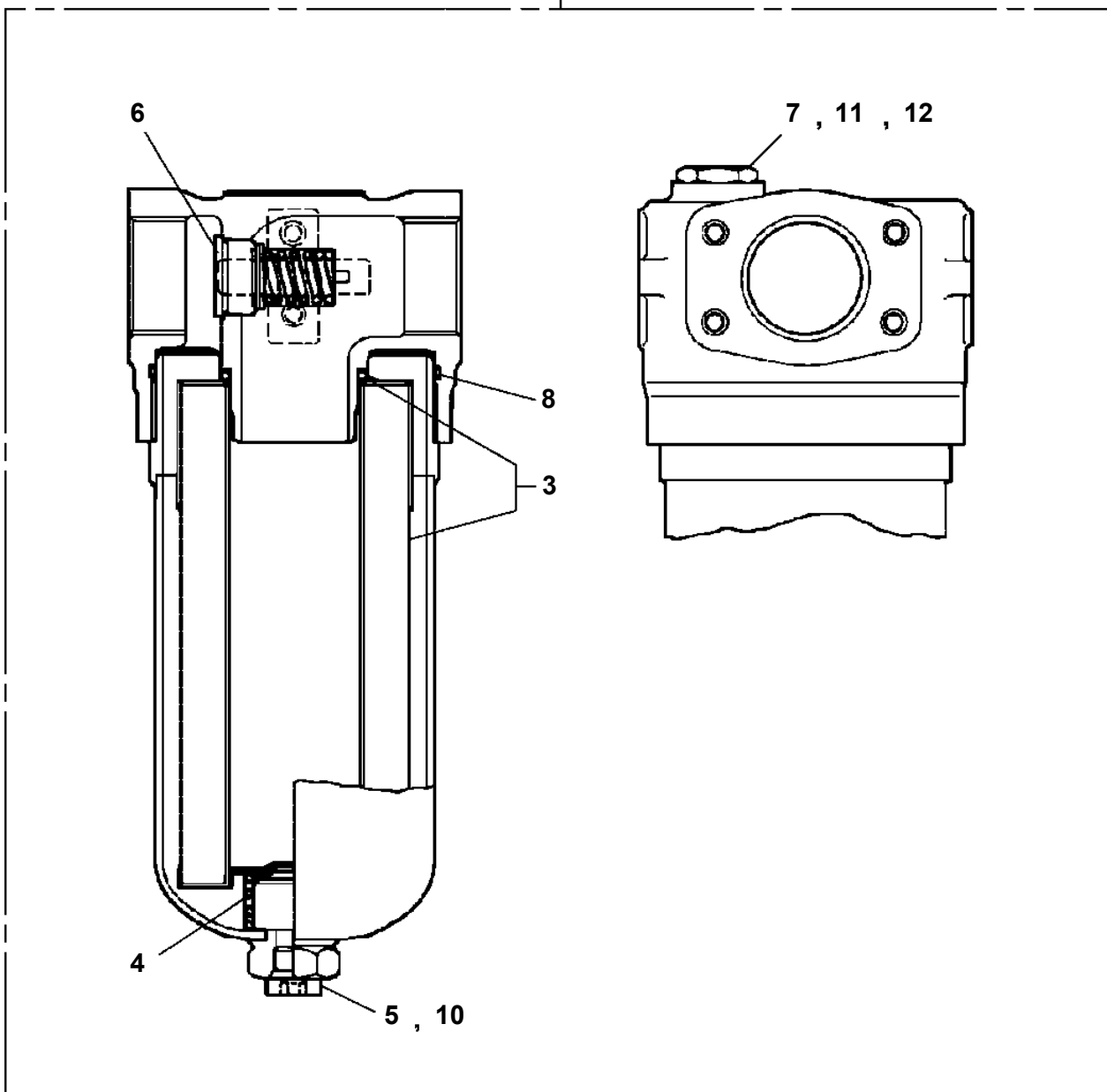


TR-160M-3-00101 6 BOOM + JIB,X  
PI1140169-00 VALVE,CHECK

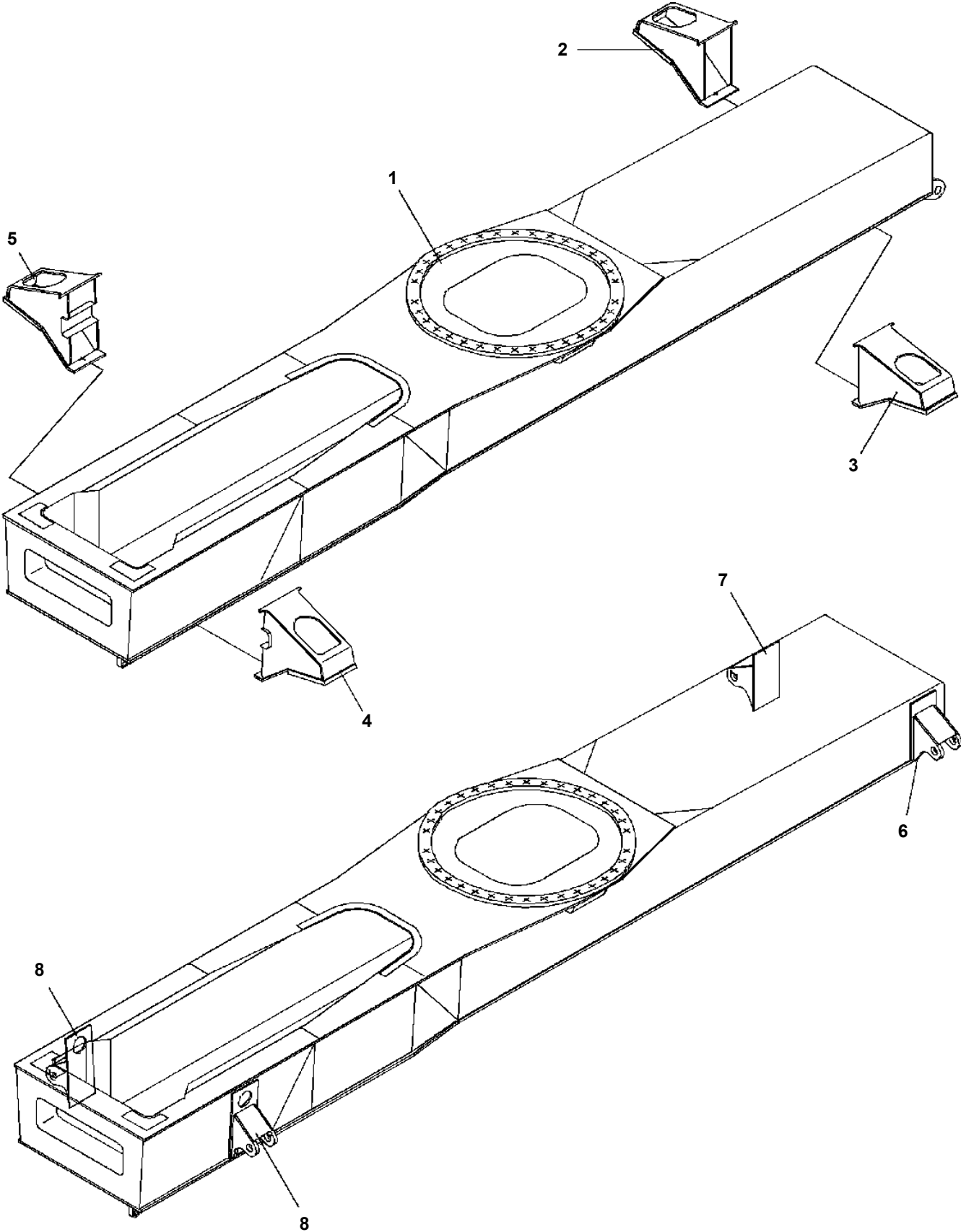


TR-160M-3-00101 6 BOOM + JIB,X  
PI1300013-03 FILTER,OIL (TORQUE CONVERTER)

20

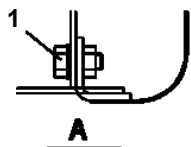
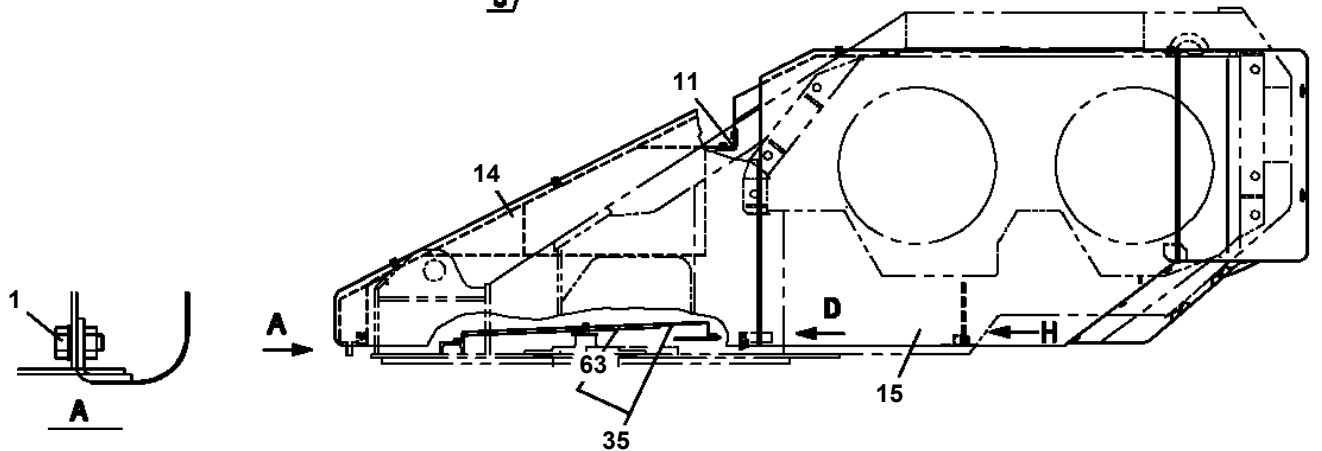
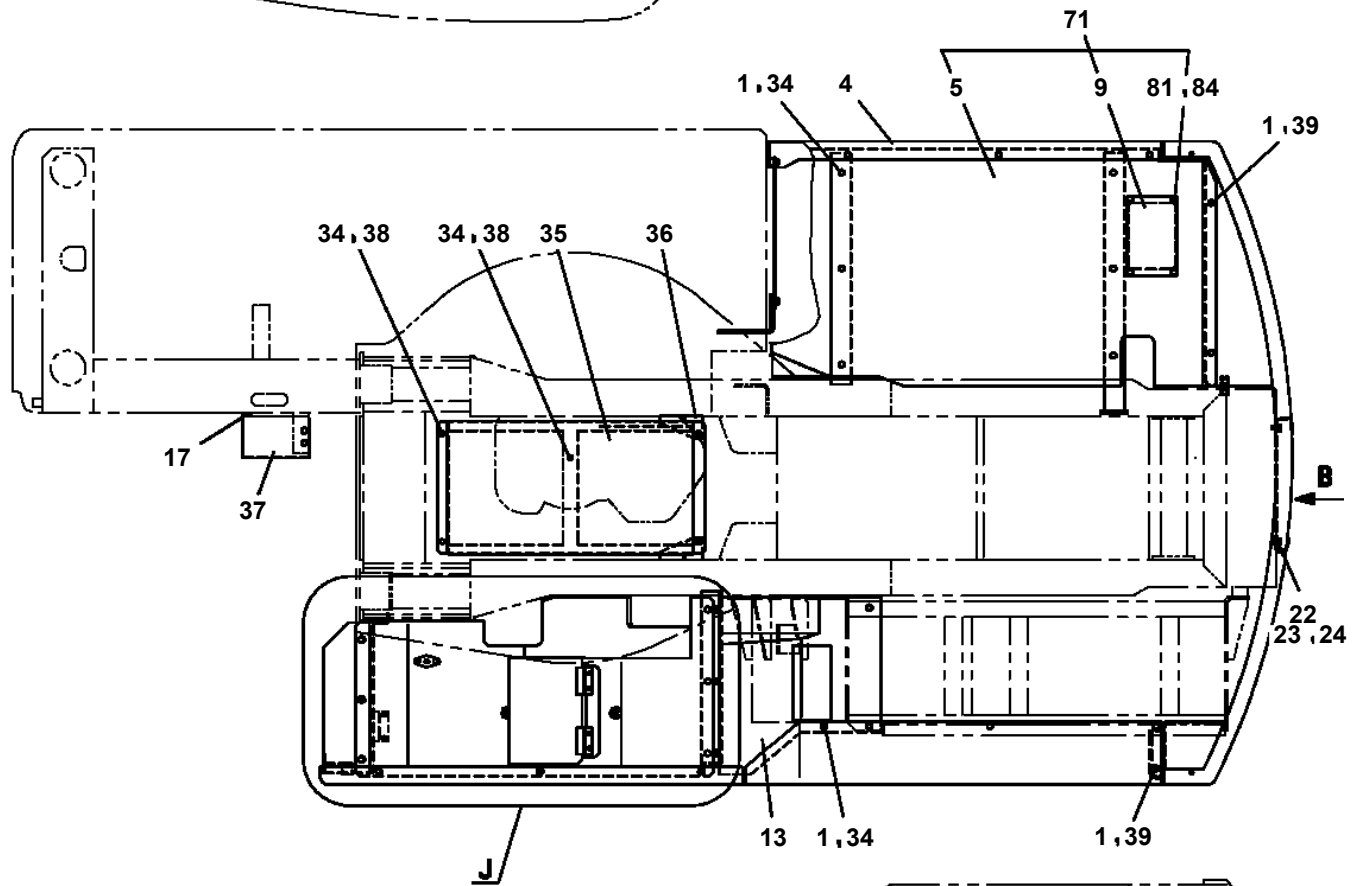
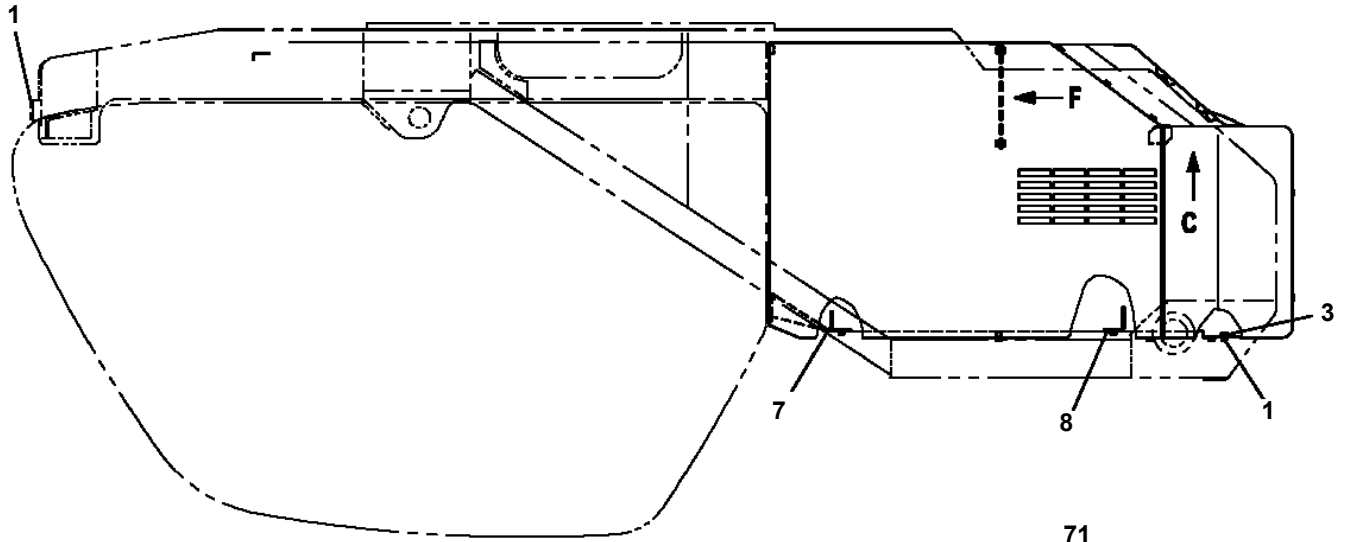


TR-160M-3-00101 6 BOOM + JIB,X  
PK1010526-00 FRAME





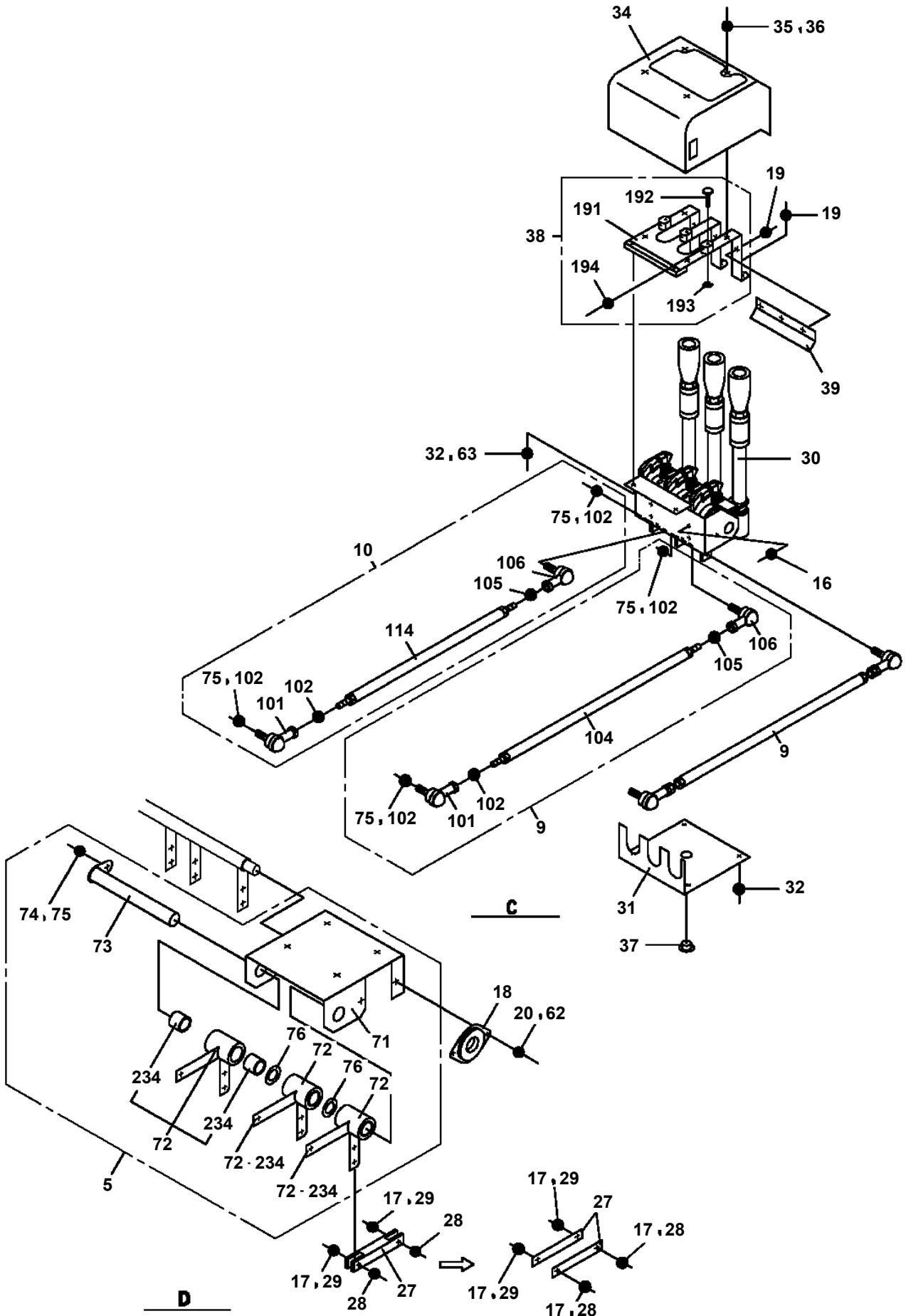
TR-160M-3-00101 6 BOOM + JIB,X  
PK1200311-03 COVER, SWING FRAME



# TR-160M-3-00101 6 BOOM + JIB,X

Pos No.	Parts No	Parts Name	Qty	Unit	Technical Data	Serial No (Start)	Serial
1	34260760200	CAB ASSY	1				
11	(*****)	CAB,OPERATOR	1				
12	34260763000	FRAME	1				525500
	34260763001	FRAME	1			525506	
16	34260634300	SUNSHADE	1				
17	34260634400	TRIM ASSY (ROOF)	1				
18	34260585700	SWITCH,STARTER (WITH CONNECTOR)	1				
31	34260765100	SUPPORT	1				
32	34260765200	SUPPORT	1				
41	34260650500	CUSHION	4				525800
	34445881200	CUSHION	4			525809	
42	90201401600	NUT	4		M16		525800
	90201201600	NUT	4		M16	525809	
43	90101210025	BOLT	16		M10X25		
44	90302041001	WASHER,SPRING	16		10		525800
	90302041001	WASHER,SPRING	8		10	525809	
45	37000507720	PLATE	2				525800
	37000507720	PLATE	4			525809	
46	90302041601	WASHER,SPRING	4		16		525800
47	90302040801	WASHER,SPRING	1		8		
48	89631501000	HOSE,VINYL	1		18X22,1M		
49	91801300250	CLIP	1		22-25		
50	82100002016	CLAMP	1		WR25		
51	90201200800	NUT	2		M8		
56	34260650600	PLATE	4			525809	
57	90101210018	BOLT	8		M10X18	525809	
59	90303071001	WASHER,PLAIN	8		10	525809	
61	34477391100	ANTENNA (RADIO)	1				526620
	34261900500	ANTENNA (ASSY ONLY)	1			526625	
62	90925050121	SCREW,TAPPING	2		M5X12		
63	34477391300	CABLE	1		L=1000		
64	82100000920	GROMMET	1				
65	34260634010	SUPPORT	1			526625	
66	34260634020	SUPPORT	1			526625	
67	89850208100	TUBE,HEAT	1			526669	
71	34477860200	SPEAKER (ASSY ONLY)	2				
72	90925040201	SCREW,TAPPING	8				
73	34260634110	HARNESS	1				
81	34260634310	SUNSHADE	1				525370
	34260634311	SUNSHADE	1			525377	525800
	34261053990	SUNSHADE	1			525804	
82	80192486014	SCREW,MACHINE (WITH WASHER)	4		M6X14		525800
	80192486014	SCREW,MACHINE (WITH WASHER)	2		M6X14	525804	
91	34260634410	TRIM	1				
92	34260634420	TRIM	1				
101	34260634210	TRIM	1				525560
	34260634211	TRIM	1			525565	
102	34260634220	TRIM	1				
103	34260634230	TRIM	1				
104	34260634240	TRIM	1				525770
105	34260764210	TRIM	1				
106	34260634260	TRIM	1				525770
107	34260764220	TRIM	1				525770
108	34260634280	CLIP	38				525560
	34260634280	CLIP	40			525565	525580
	34260634500	CLIP	40			525588	525720
	34260634500	CLIP	24			525726	525770
	34260634500	CLIP	19			525779	
109	34260634290	CLIP	5				525770
111	34260585600	SWITCH ASSY (STARTER & DOOR LOCK SET)	1				
121	34260767100	SUPPORT	1			525506	
122	34260767200	SUPPORT	1			525506	
123	34260767300	SUPPORT	1			525506	

TR-160M-3-00101 6 BOOM + JIB,X  
 PL1010760-02 OPE.ASSY,CONT.VALVE (TDN)



# TR-160M-3-00101 6 BOOM + JIB,X

Pos No.	Parts No	Parts Name	Qty	Unit	Technical Data	Serial No (Start)	Serial No (End)	Remarks
1	34321291100	LEVER ASSY	2					
2	34321291500	LEVER	3					
3	37000104640	PIN	1					
4	90101208012	BOLT	1		M8X12			
5	90302040801	WASHER,SPRING	1		8			
6	34321291601	SUPPORT	1					
7	37000515590	PLATE	3		T=0.5			
8	37000515600	PLATE	1		T=1.0			
9	34321291700	GEAR	3					
10	90172105014	BOLT,HEXAGON SOCKET	6		M5X14			
11	90302040501	WASHER,SPRING	6		5			
12	34321291800	LEVER ASSY	1					
13	80601110300	RING,RITAINING	3		S30	525377	525649	
21	34320904300	KNOB	3					
22	34321291110	ROD	3					
23	90710006060	SCREW,SET	3		M6X6			
24	90203501200	NUT	3		M12		525576	
	37001601520	NUT	3		M12	525577		
25	32320110250	NUT (BLACK)	3					
26	33320001450	SLEEVE	3					
27	34321291121	GEAR	3					
28	90172106012	BOLT,HEXAGON SOCKET	6		M6X12			
29	90302040601	WASHER,SPRING	6		6			
30	34321291200	ROD	3					
31	37001201110	SPRING	3					
32	37000515600	PLATE	3		T=1.0			
33	34321291300	BOSS	3					
34	80601110200	RING,RITAINING	3		S20			
43	80801003020	BEARING,PLAIN	3					
65	42433330020	PLUG (2 POLES,FEMALE)	1			526210		
66	82100001425	CABLE	1	M				
67	82114101020	CONNECTOR (2P,MALE)	1					
68	82111101010	TERMINAL	2					
69	82121102020	HOLDER	1					
70	82121101085	PLUG (AVS0.85)	2					
71	91810130230	FASTENER	1				526183	
83	80801002015	BEARING,PLAIN	12					

CLICK HERE TO **DOWNLOAD** THE COMPLETE MANUAL

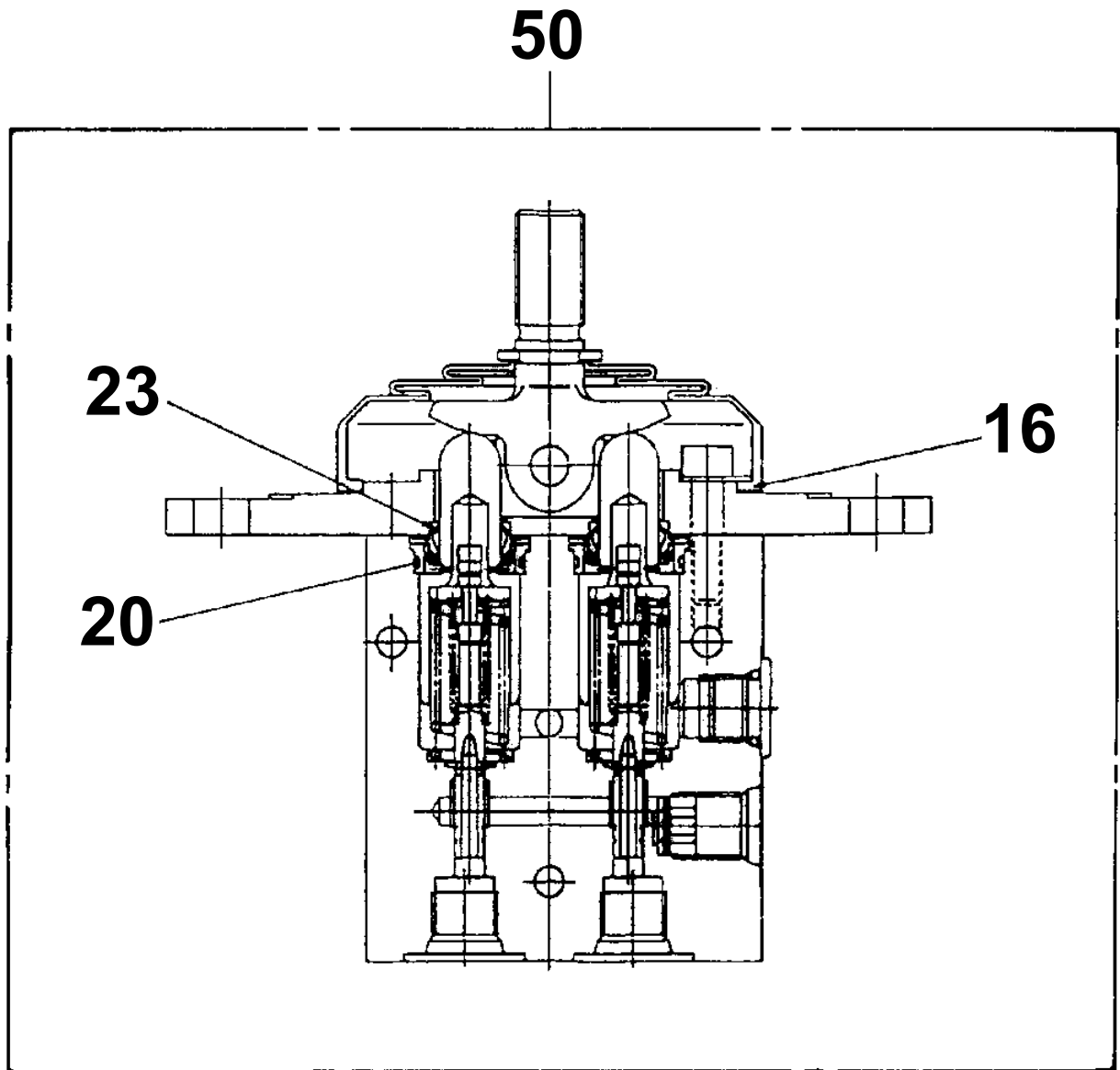
- Thank you very much for reading the preview of the manual.
- You can download the complete manual from: [www.heydownloads.com](http://www.heydownloads.com) by clicking the link below



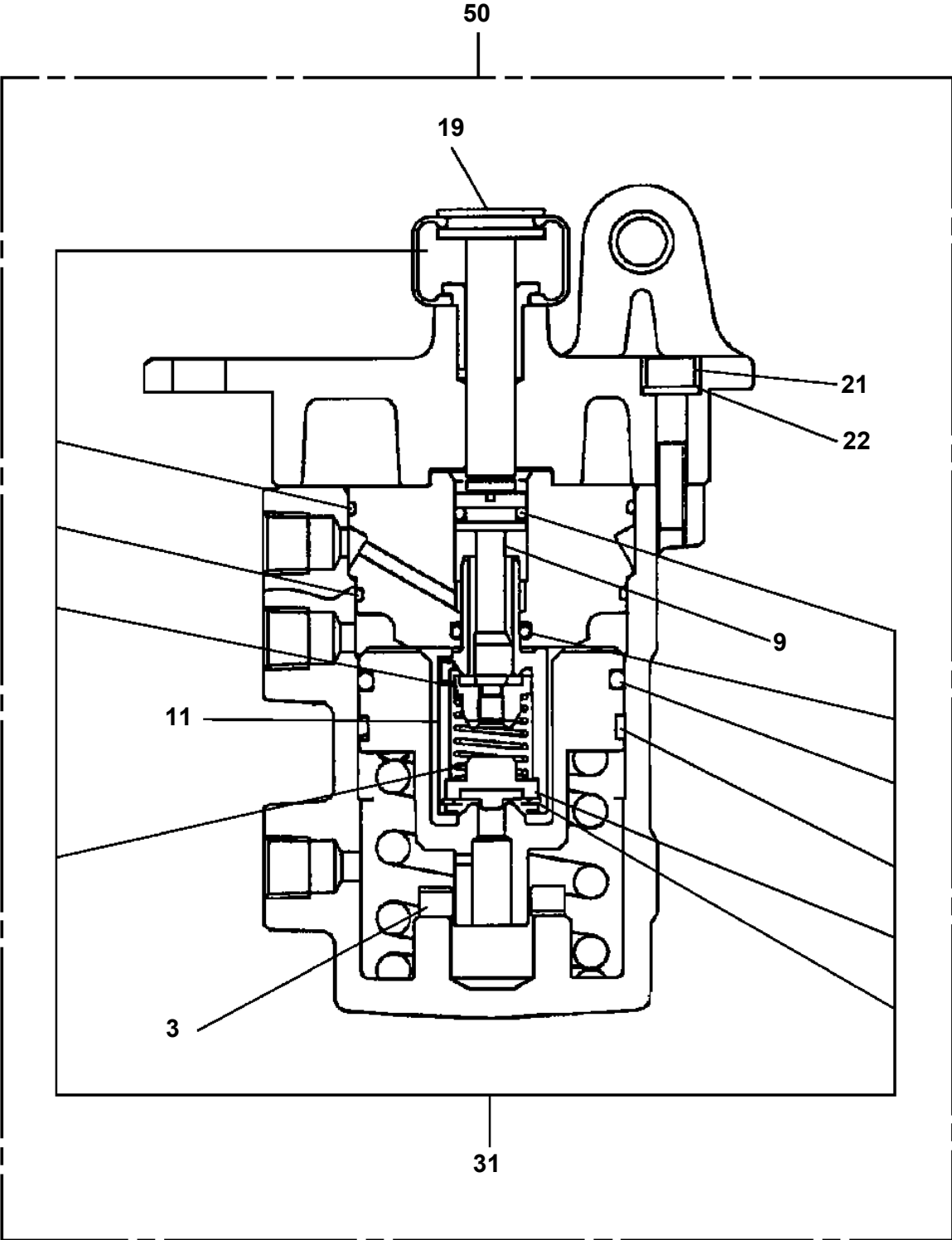
- Please note: If there is no response to CLICKING the link, please download this PDF first and then click on it.

CLICK HERE TO **DOWNLOAD** THE COMPLETE MANUAL

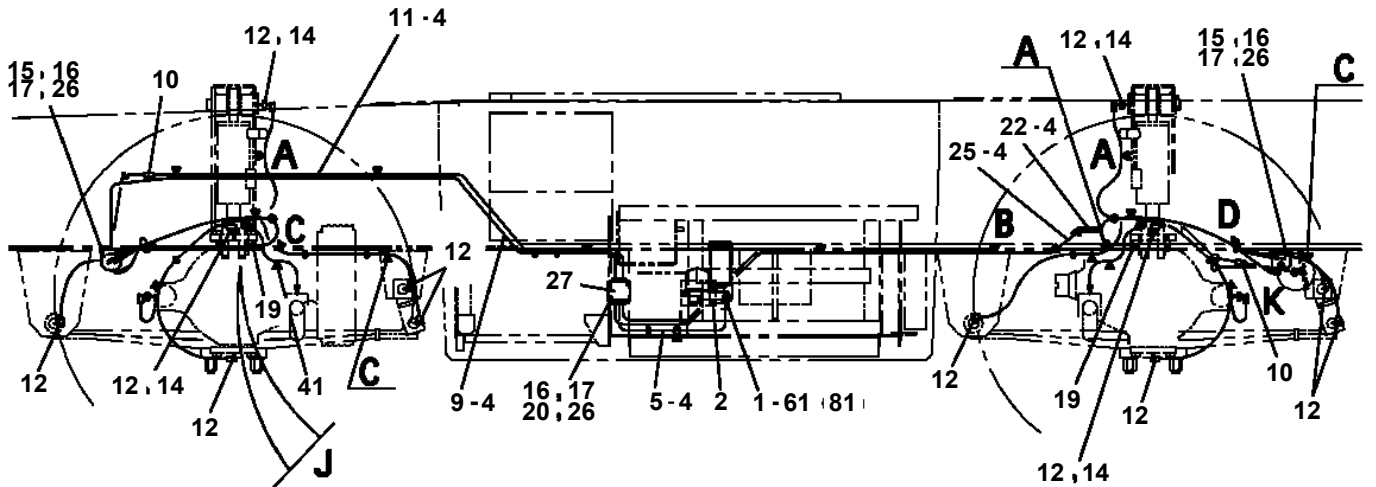
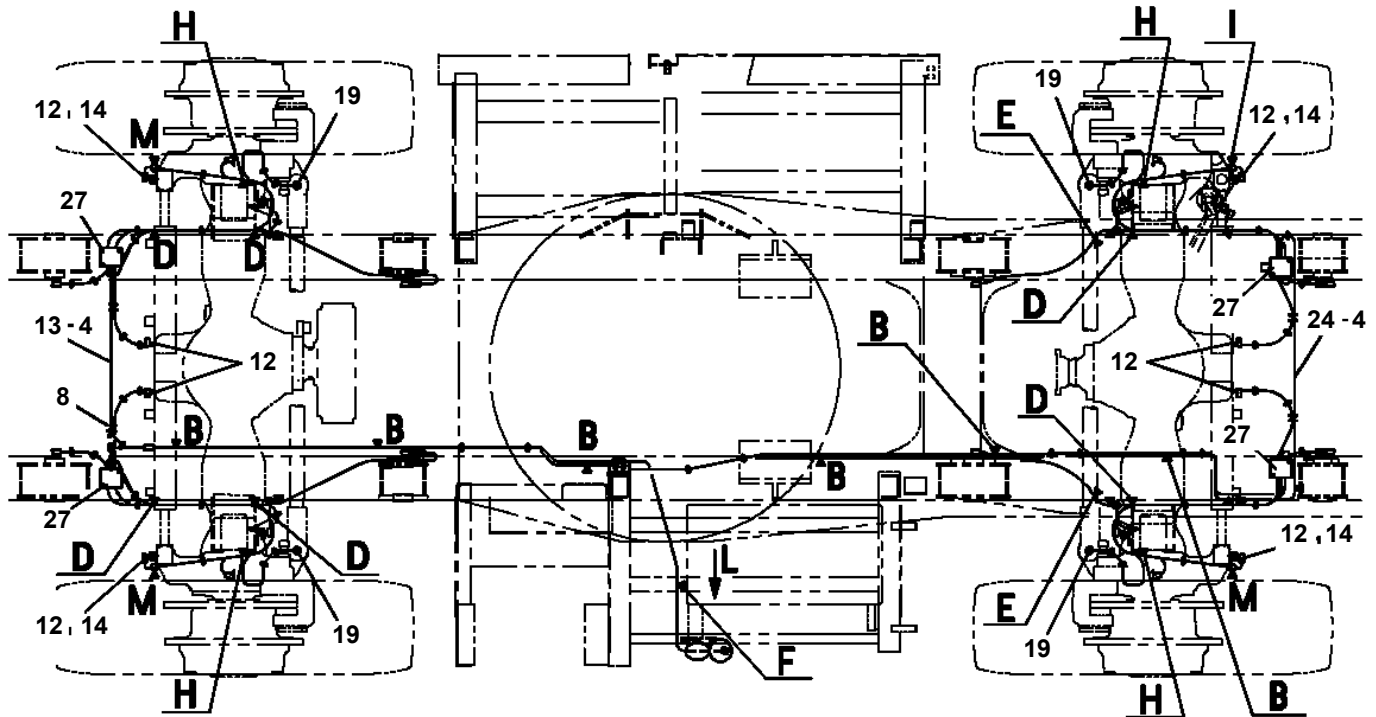
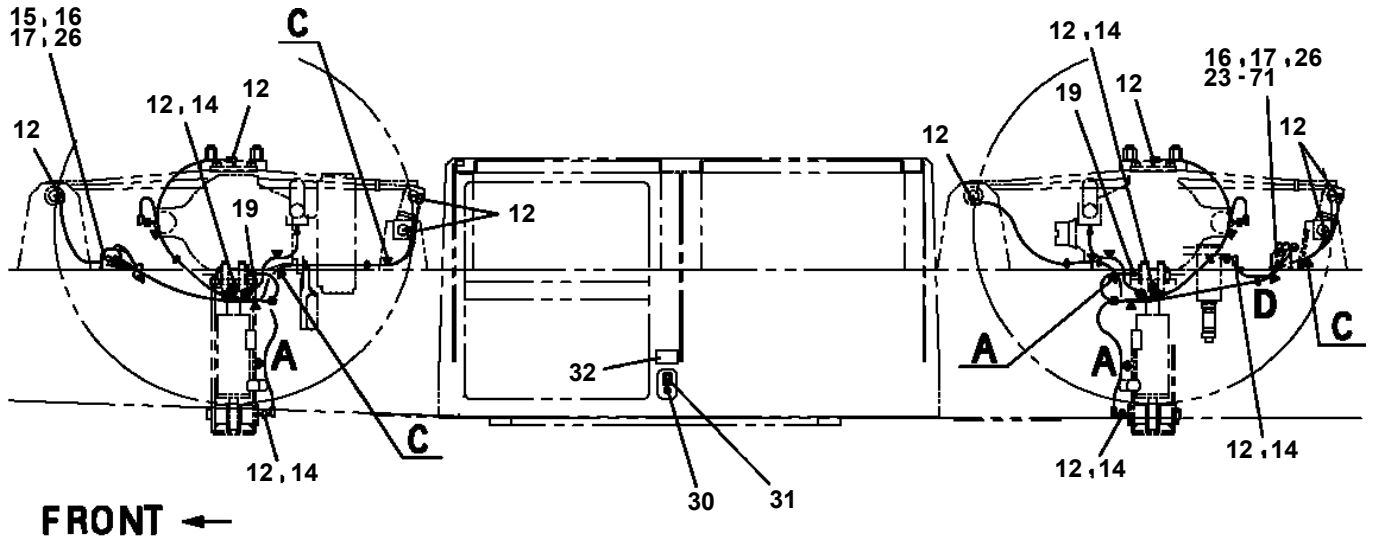
TR-160M-3-00101 6 BOOM + JIB,X  
PL1250020-00 VALVE,CONTROL (2 LEVER)



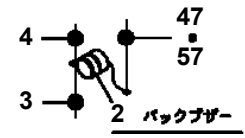
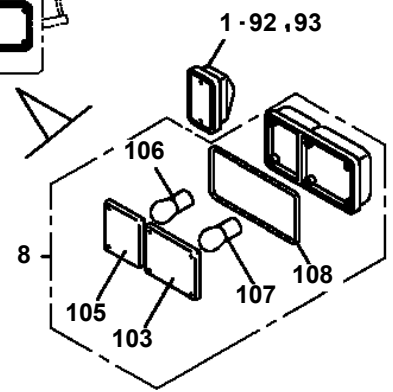
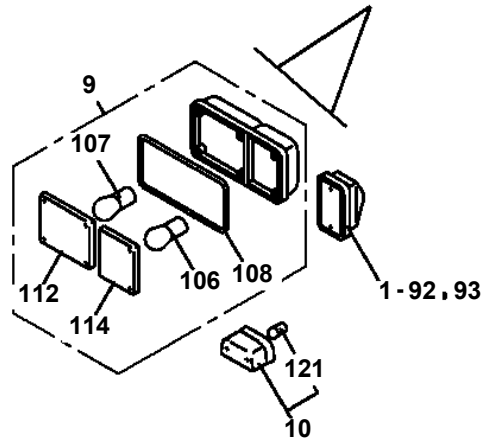
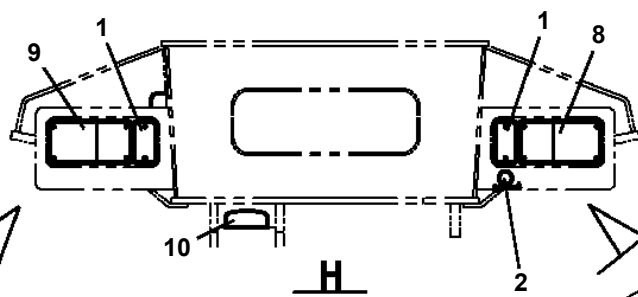
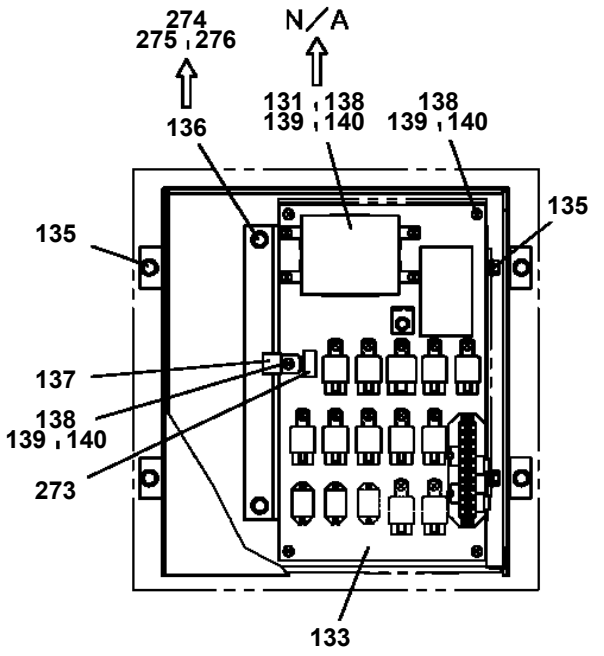
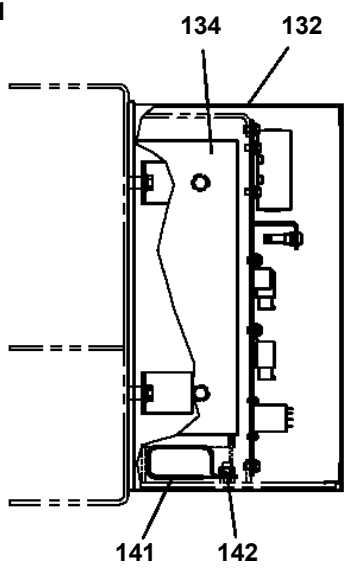
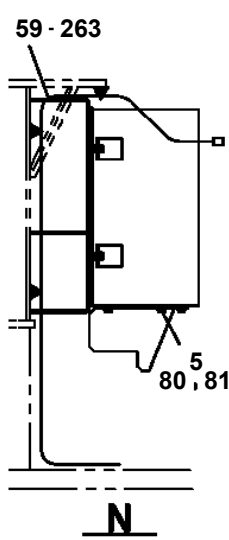
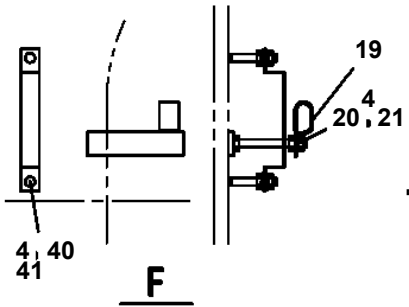
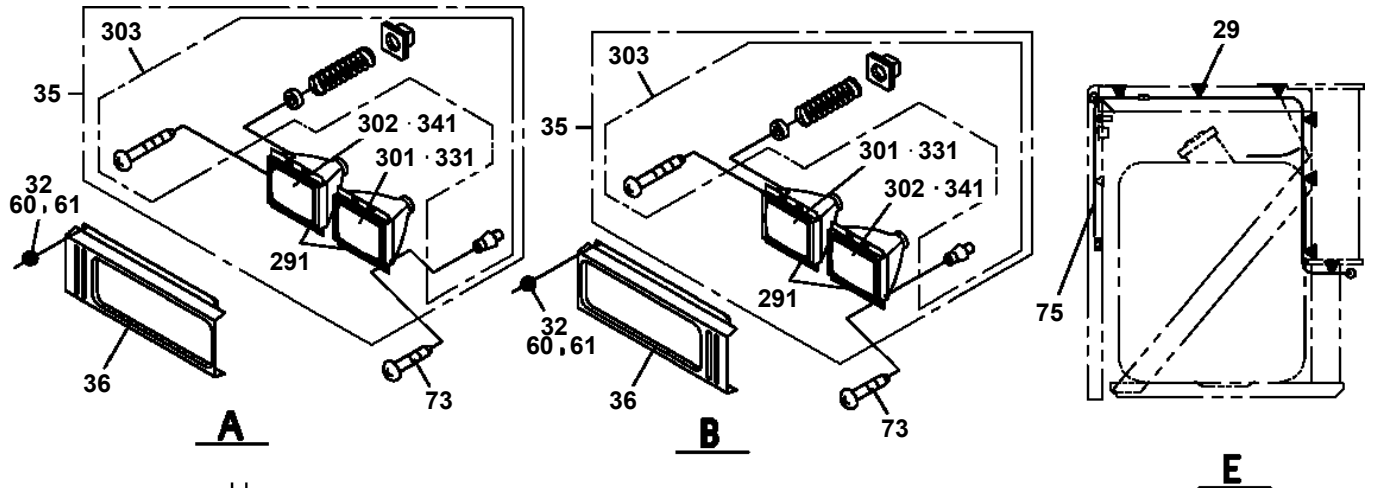
TR-160M-3-00101 6 BOOM + JIB,X  
PL1290007-03 VALVE,ACCELERATOR



**TR-160M-3-00101 6 BOOM + JIB,X  
PM1050037-01 CENTRAL LUBRICATION SYSTEM**

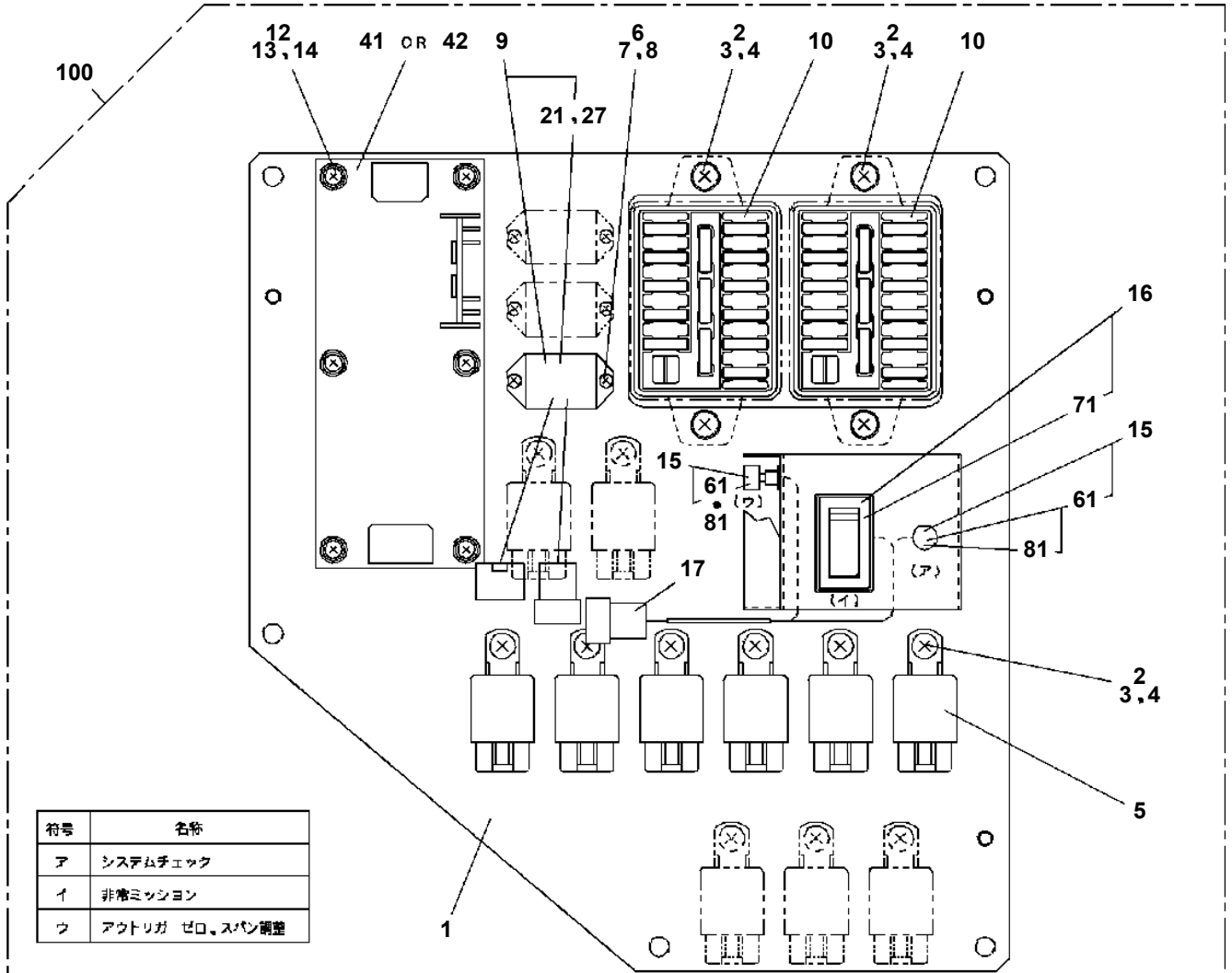


**TR-160M-3-00101 6 BOOM + JIB,X  
PN1012105-06 ELEC.ASSY (LOWER)**

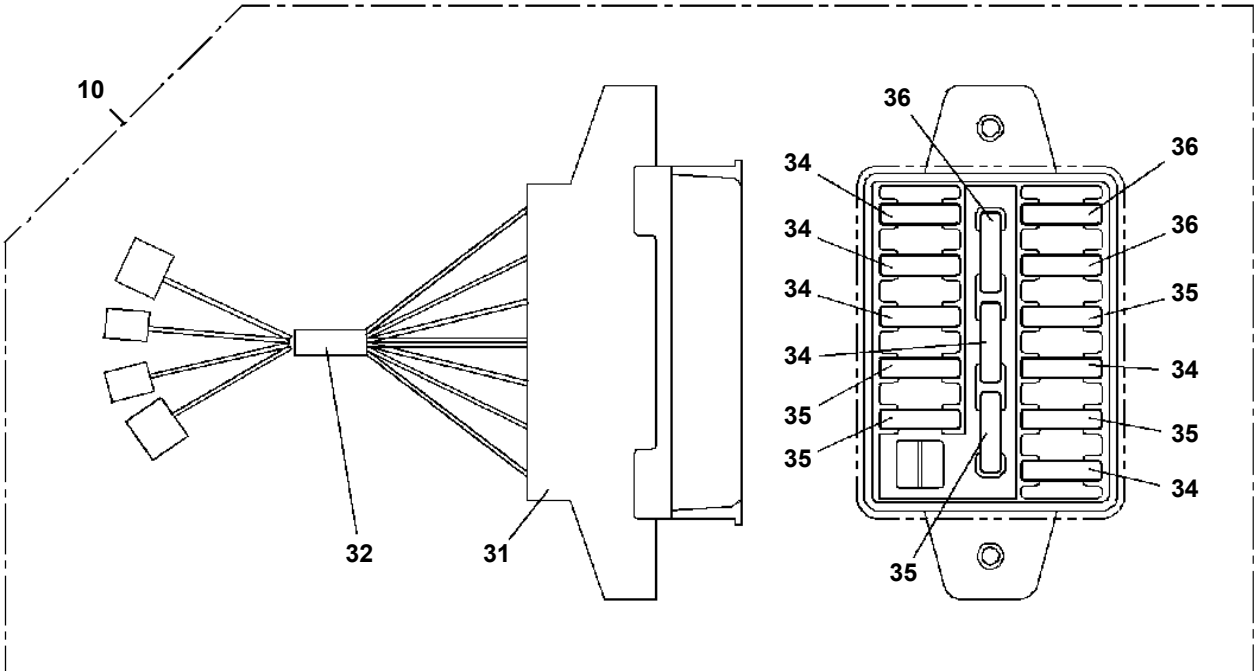




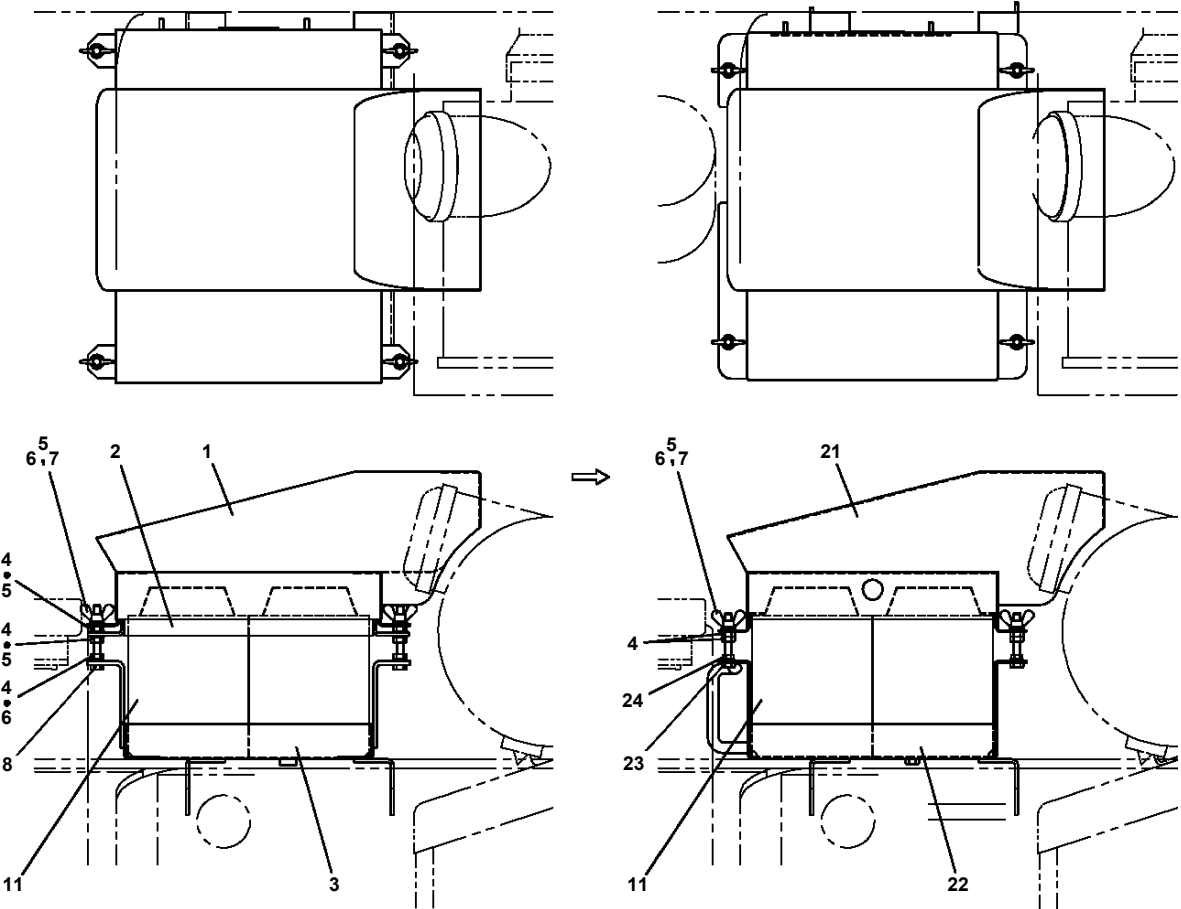
TR-160M-3-00101 6 BOOM + JIB,X  
 PN1110210-01 RELAY ASSY (CAB,2)



符号	名称
ア	システムチェック
イ	非常ミッション
ウ	アクトリガゼロ、スパン調整

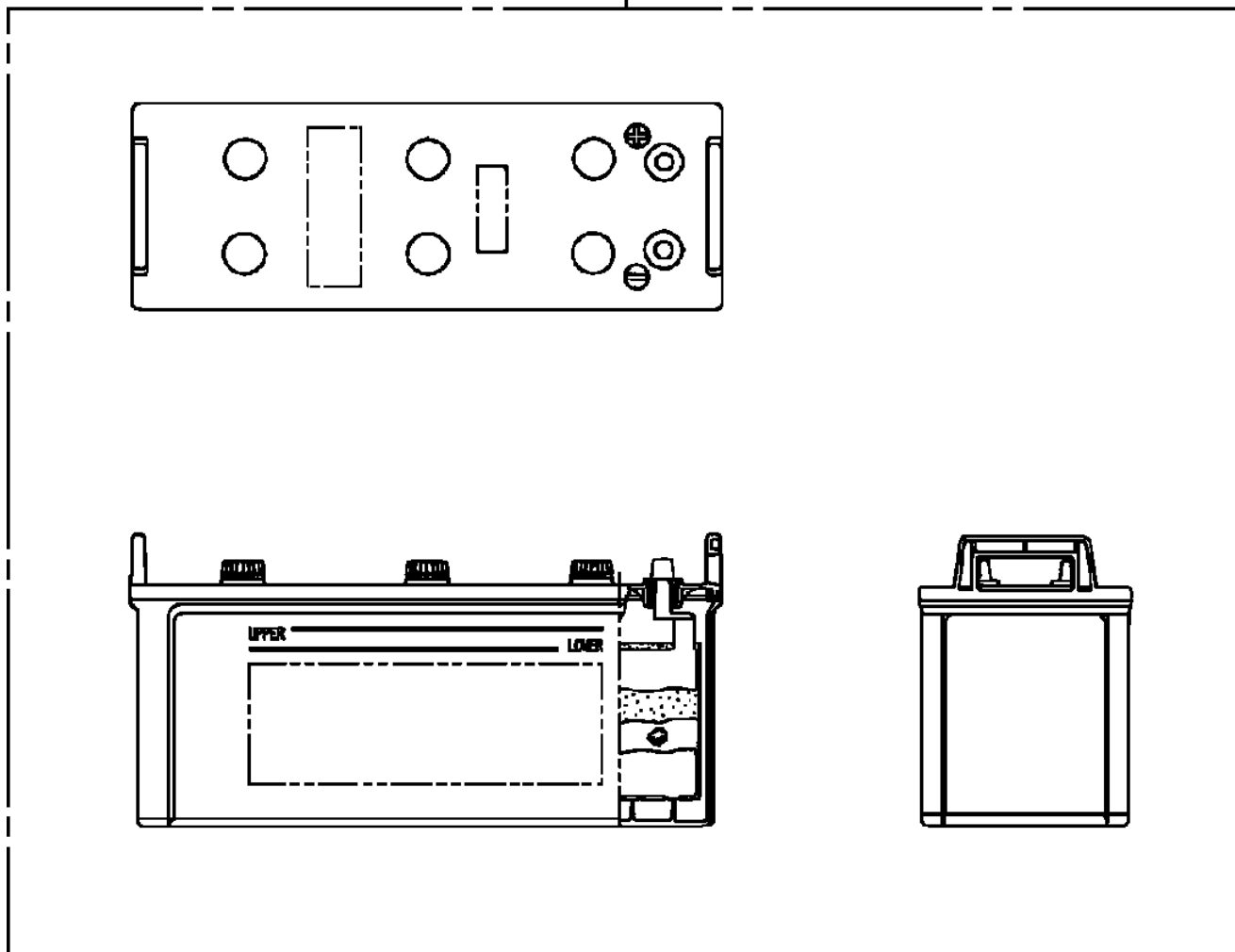


**TR-160M-3-00101 6 BOOM + JIB,X**  
**PN1370083-01 BATTERY INSTALLATION**

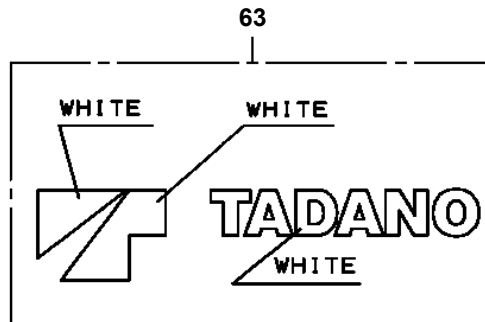
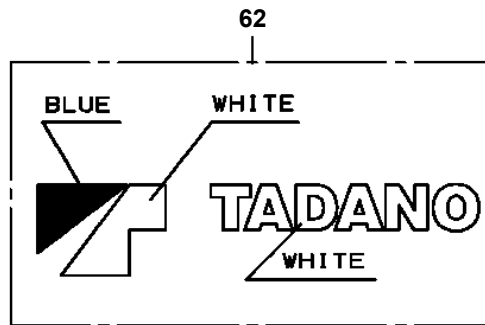
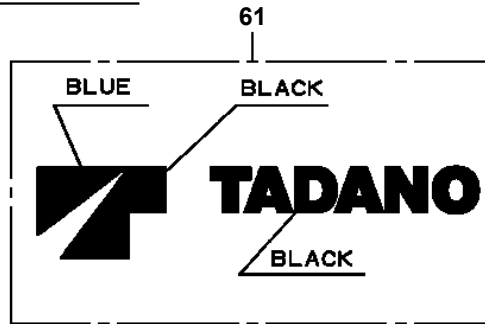
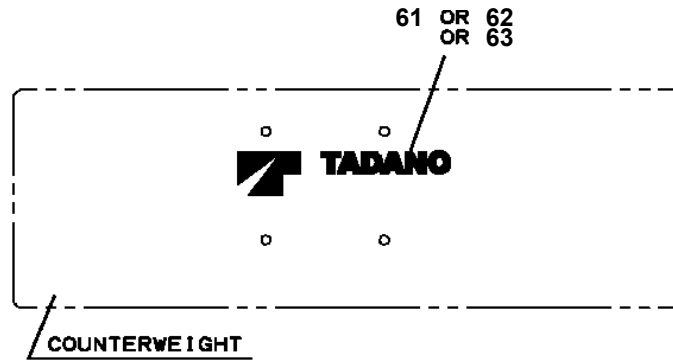


TR-160M-3-00101 6 BOOM + JIB,X  
PN1370125-00 BATTERY (GLOBAL & YUASA,130F51)

1



TR-160M-3-00101 6 BOOM + JIB,X  
PO1012789-04 PLATE ASSY,NAME (UPPER 1)



# TR-160M-3-00101 6 BOOM + JIB,X

Pos No.	Parts No	Parts Name	Qty	Unit	Technical Data	Serial No (Start)	Serial No (End)	Remarks	Pages
1	(*****)	PLATE,NAME (AML)	1						

# TR-160M-3-00101 6 BOOM + JIB,X

Pos No.	Parts No	Parts Name	Qty	Unit	Technical Data	Serial No (Start)	Serial No (End)	Remarks
1	34394771100	PLATE,NAME (CREVO 160)	2					

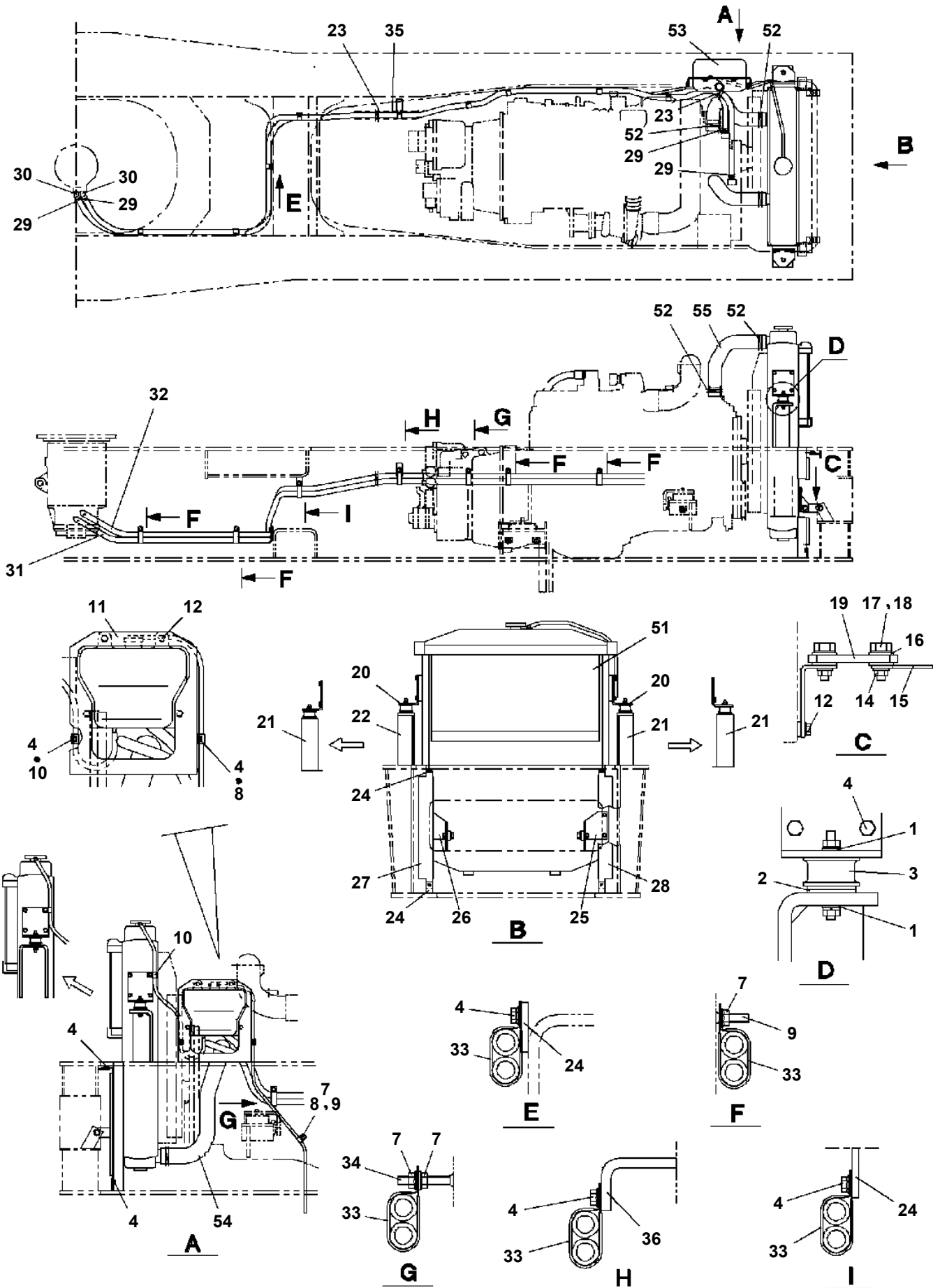
# TR-160M-3-00101 6 BOOM + JIB,X

Pos No.	Parts No	Parts Name	Qty	Unit	Technical Data	Serial No (Start)	Serial No (End)	Remarks	Pa
1	37002215770	PLATE,NAME (WHITE)	24				525693		
	37002224030	PLATE,NAME (WHITE)	24			525694			

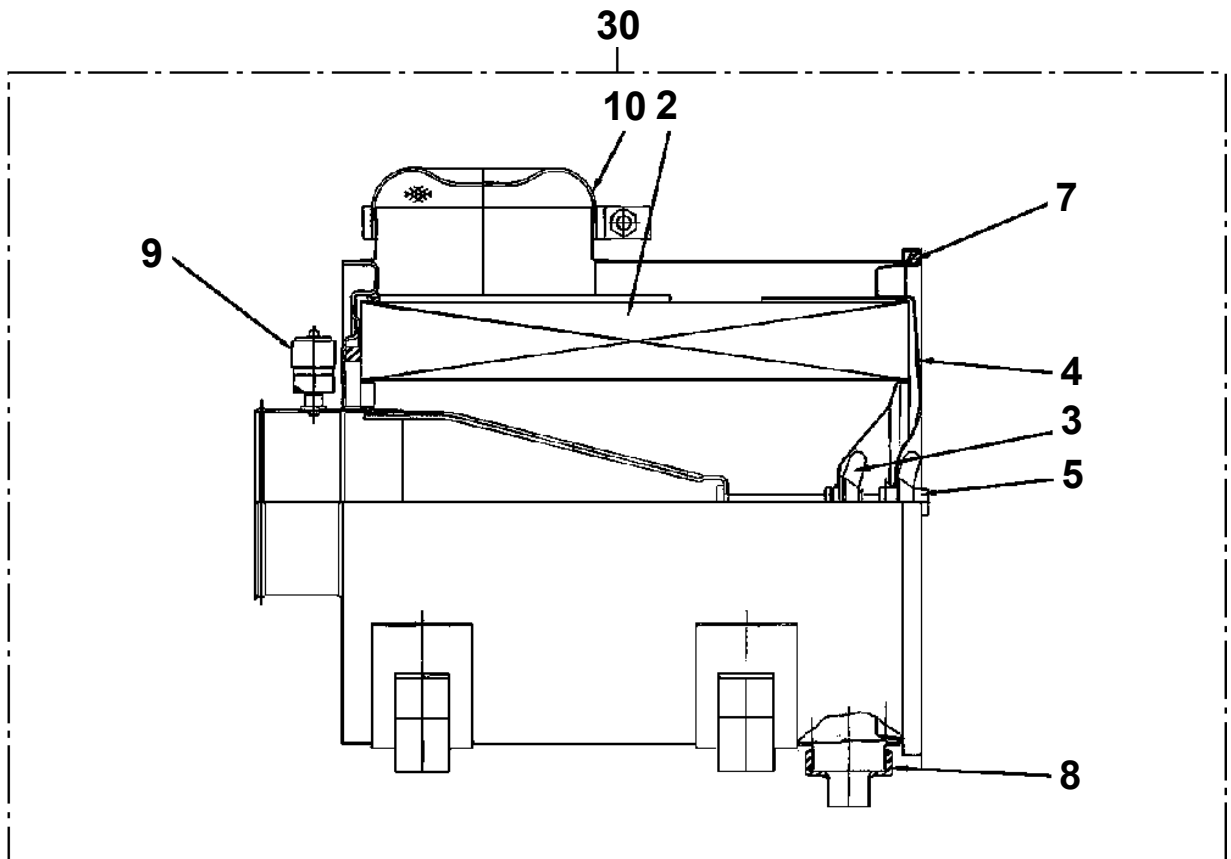
# TR-160M-3-00101 6 BOOM + JIB,X

Pos No.	Parts No	Parts Name	Qty	Unit	Technical Data	Serial No (Start)	Serial No (End)
1	34721271000	SWITCH ASSY	1				525530
	34721271001	SWITCH ASSY	1			525531	
2	80192485014	SCREW,MACHINE (WITH WASHER)	4		M5X14		
21	34721277510	BULB,LAMP	1		24V 1.5W	525531	

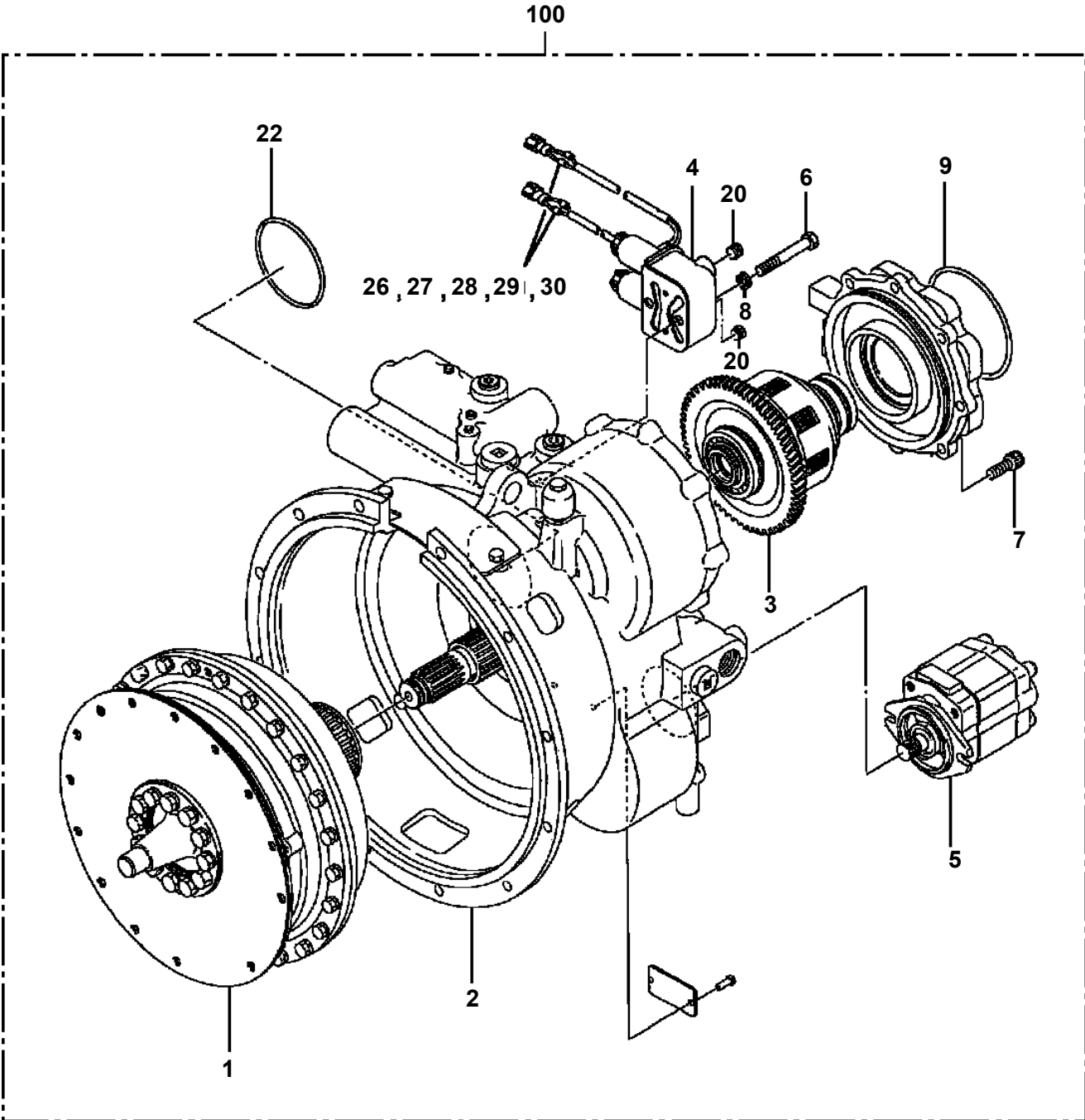
**TR-160M-3-00101 6 BOOM + JIB,X  
PQ1020061-02 RADIATOR INSTALLATION**



TR-160M-3-00101 6 BOOM + JIB,X  
PQ1070036-00 CLEANER,AIR



TR-160M-3-00101 6 BOOM + JIB,X  
PR1100028-02 TORQUE CONVERTER

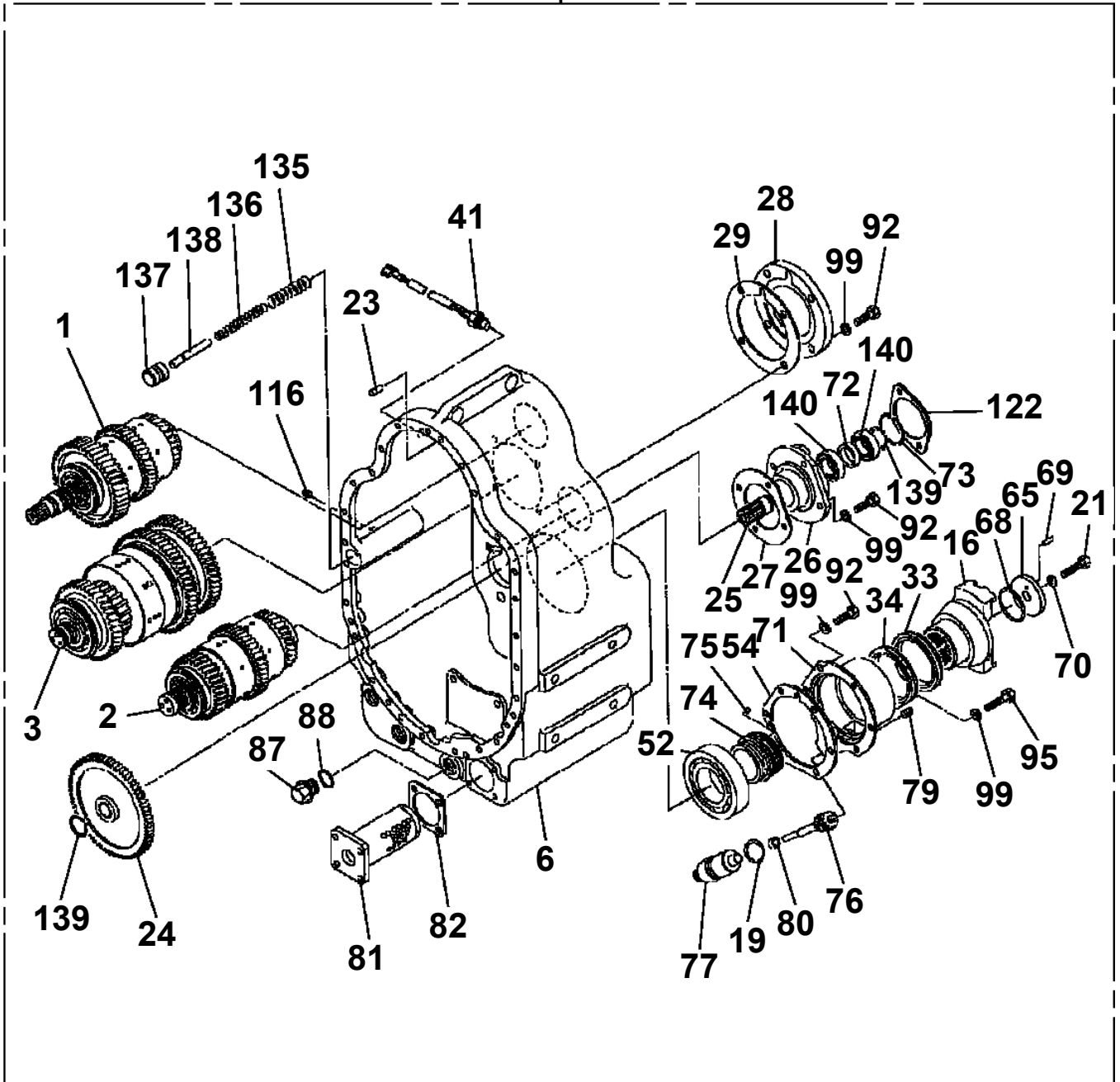


## TR-160M-3-00101 6 BOOM + JIB,X

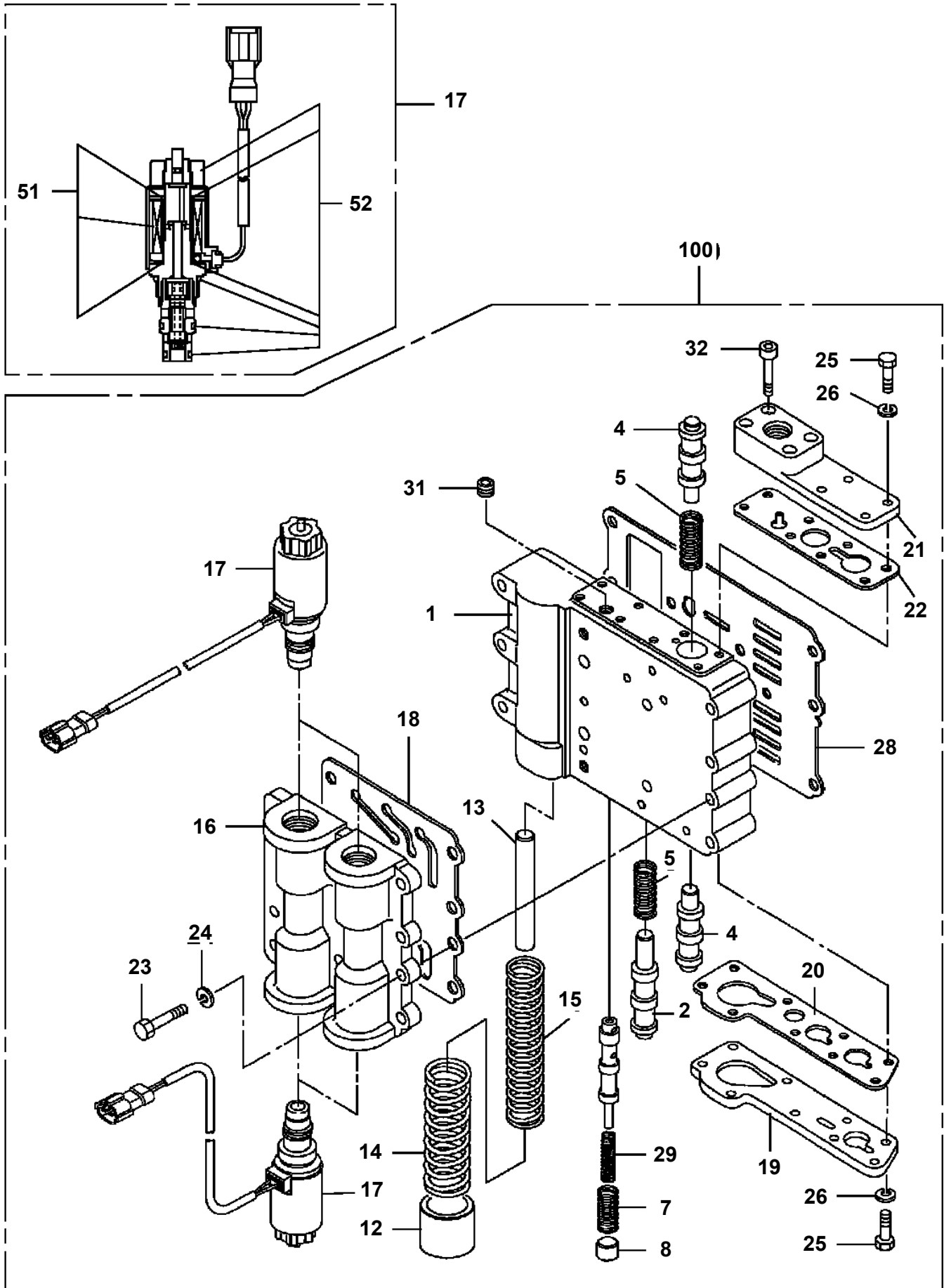
Pos No.	Parts No	Parts Name	Qty	Unit	Technical Data	Serial No (Start)	Serial No (End)	Remarks
66	36370207520	O-RING	1					
67	36350456060	PLUG	10					
68	36370305530	BOLT	2					
69	90267201000	NUT	2		M10			
70	36370216300	WASHER	2					
71	36370415290	PLUG	1					
72	36370415300	PISTON	1					
73	36370355270	SPRING	1					
74	36370355280	SPRING (PRESSURE)	1					
75	36370415310	STOPPER	1					
76	36370355290	COVER	1					
77	36370355300	GASKET	1					
78	90131706016	BOLT,HEXAGON SOCKET	4		M6X16			
79	36681890000	SENDER,THERMO (OIL)	1					

TR-160M-3-00101 6 BOOM + JIB,X  
PR1400041-00 TRANSMISSION

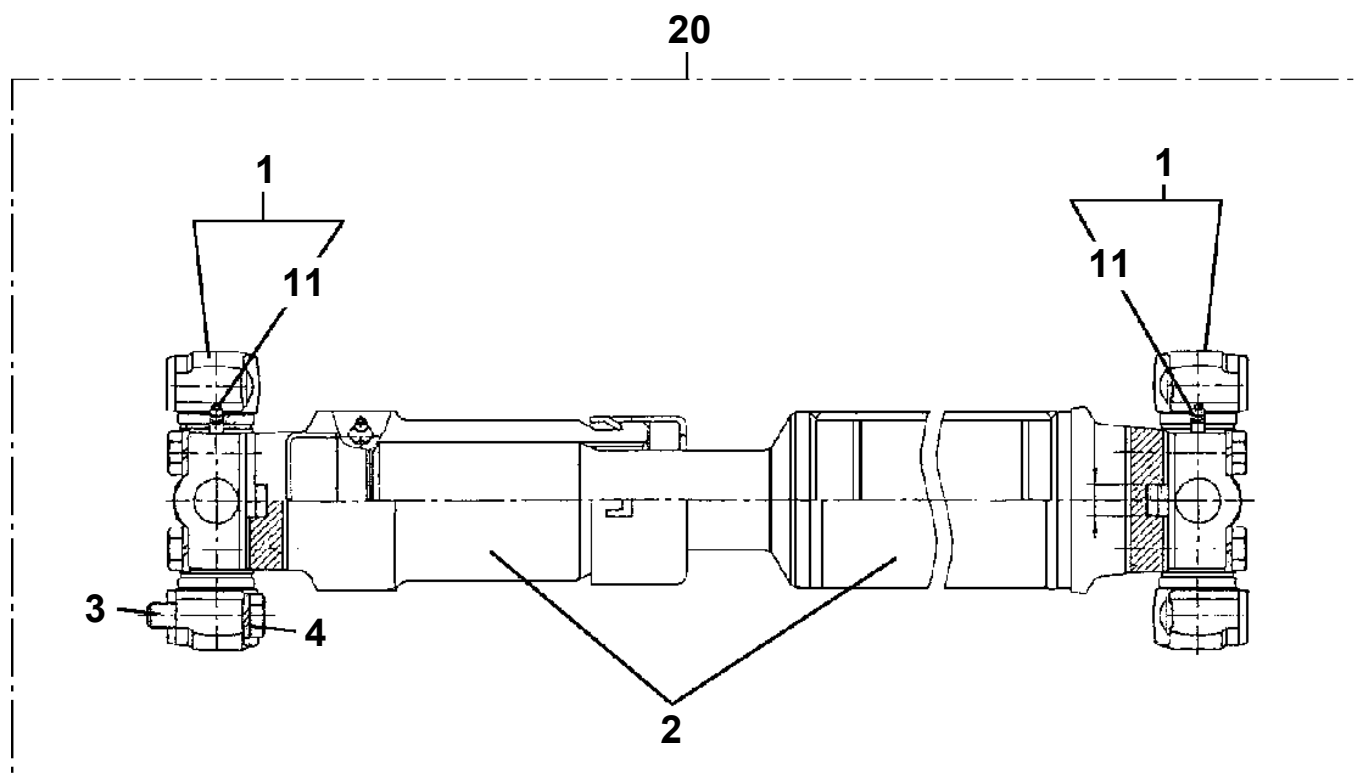
200



TR-160M-3-00101 6 BOOM + JIB,X  
PR1560015-01 VALVE,CONTROL (TRANSMISSION,R.F1.F2.F3)

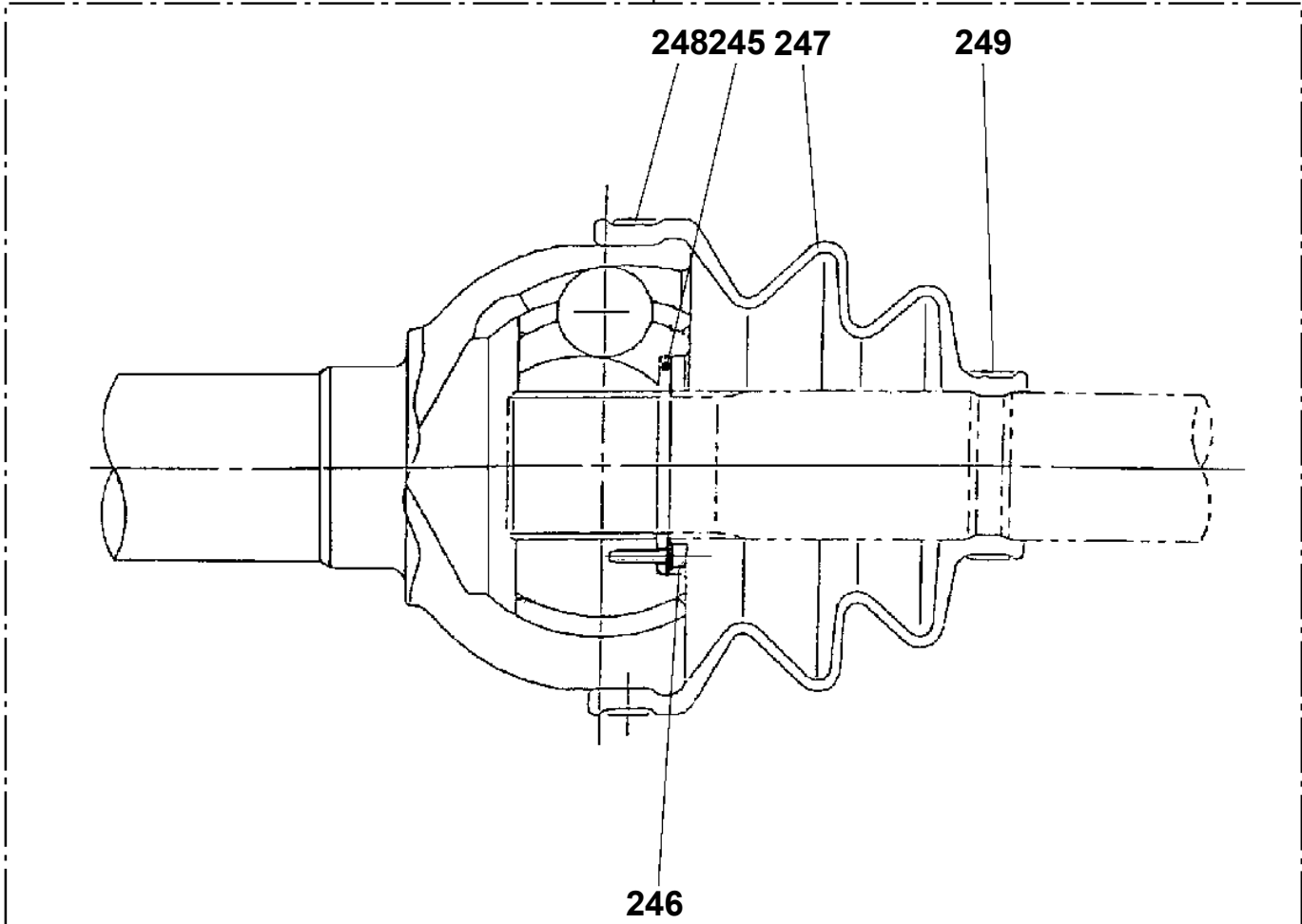


TR-160M-3-00101 6 BOOM + JIB,X  
PR1600044-00 PROPELLER SHAFT,DRIVING

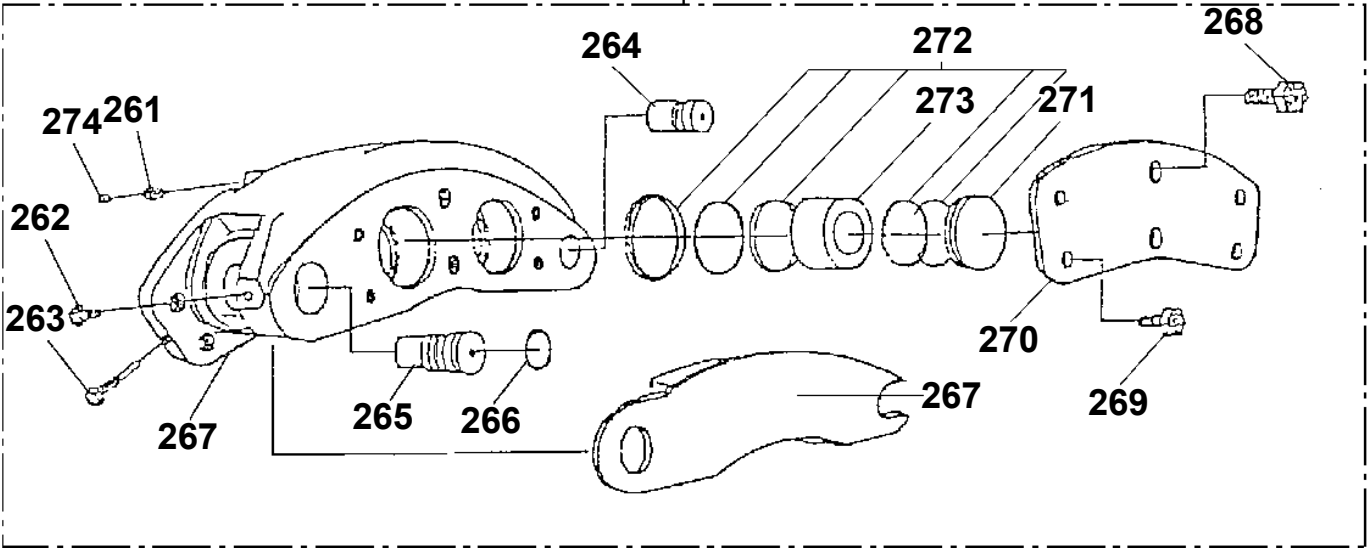


TR-160M-3-00101 6 BOOM + JIB,X  
PR1620074-02 AXLE,DRIVING (REAR)

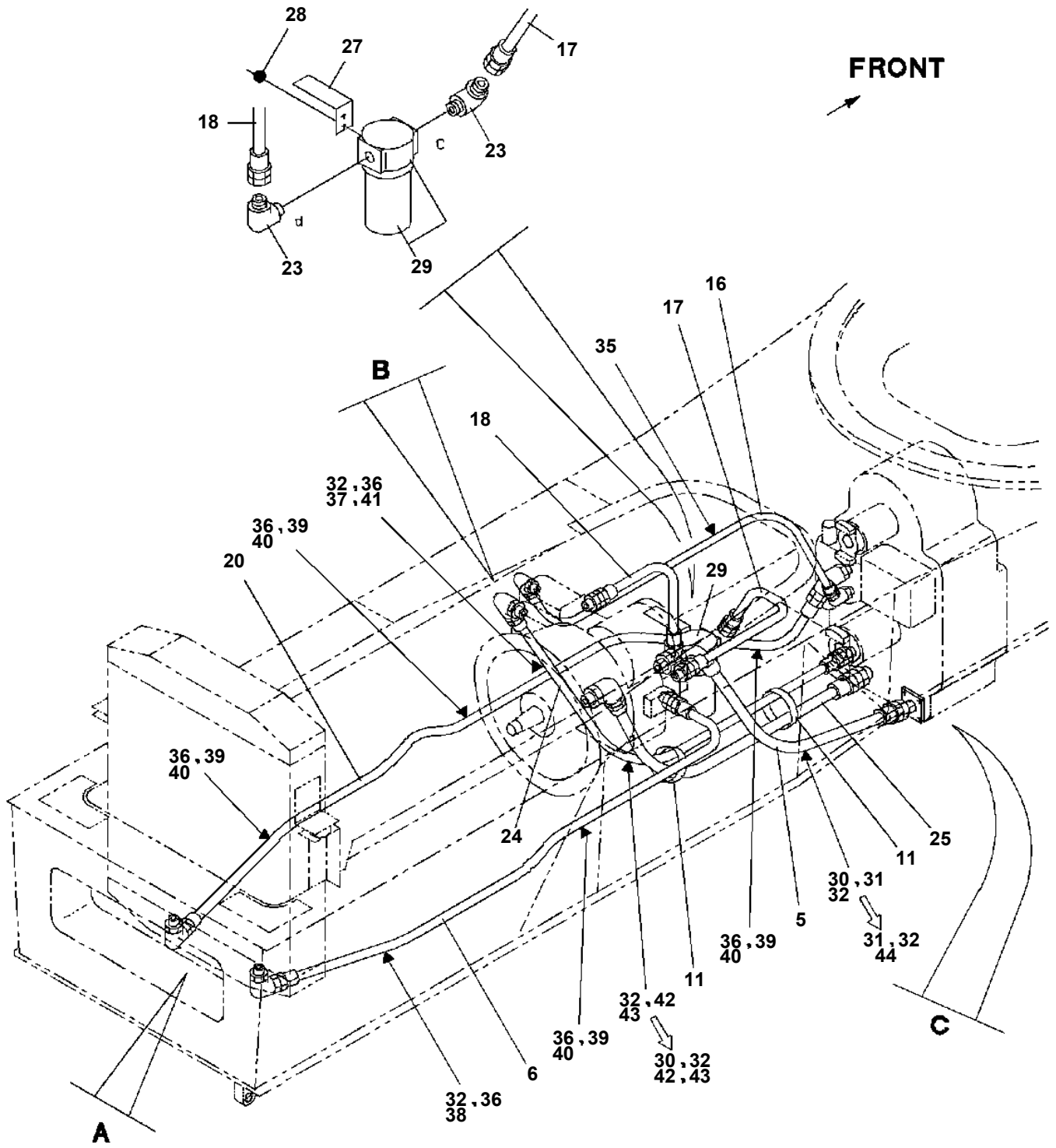
143



191 192



TR-160M-3-00101 6 BOOM + JIB,X  
PR1700053-01 PIPING,CONVERTER



# TR-160M-3-00101 6 BOOM + JIB,X

Pos No.	Parts No	Parts Name	Qty	Unit	Technical Data	Serial No (Start)	Serial No
1	34950264000	KEY	1				
2	34960110800	GASKET	1				
3	34960110600	BOX,GEAR	1				
4	36180030000	SENSOR,SPEED	1				
5	34960840100	CABLE	1				525560
	34960720200	CABLE	1			525561	
6	34960669510	HARNESS	1				
7	36682540000	TACHOGRAPH (YAZAKI 12V,ONLY CLOCK)	1				
8	34960660100	SUPPORT	1				525560
9	90101208020	BOLT	4		M8X20		525560
10	90302040801	WASHER,SPRING	4		8		525560
11	82100002009	CLAMP	1		WRC12		525560
12	90303070601	WASHER,PLAIN	2		6		525560
	90303070601	WASHER,PLAIN	3		6	525561	
13	90302040601	WASHER,SPRING	1		6		525560
	90302040601	WASHER,SPRING	2		6	525561	
14	90201200600	NUT	2		M6		525560
	90201200600	NUT	3		M6	525561	
15	82100002006	CLAMP	1		WR10		525560
	82100002006	CLAMP	2		WR10	525561	
16	82181809350	RESISTANCE	1				
17	34960750100	BOX	1			525561	
18	34960750400	COVER	1			525561	
19	34960750300	SUPPORT	1			525561	
20	90186208014	BOLT,FLANGE	12		M8X14	525561	
41	34960117510	KEY (FOR SENSOR)	1				
52	82100000951	GROMMET	1			525561	
53	82100000956	GROMMET	1		SG-36A	525561	

# TR-160M-3-00101 6 BOOM + JIB,X

Pos No.	Parts No	Parts Name	Qty	Unit	Technical Data	Serial No (Start)	Serial No (End)	Remarks	Page
3	37003999020	FLANGE	1						
4	37003999030	RING,LOCK	1						
10	37003901320	WHEEL,TIRE (TOPY)	1						

# TR-160M-3-00101 6 BOOM + JIB,X

Pos No.	Parts No	Parts Name	Qty	Unit	Technical Data	Serial No (Start)	Serial No (End)	Remarks	Pages
1	34721427530	KNOB (HANDLE)	1						
2	34721427540	CAP (HORN)	1						
100	34721421100	WHEEL,STEERING	1						

# TR-160M-3-00101 6 BOOM + JIB,X

Pos No.	Parts No	Parts Name	Qty	Unit	Technical Data	Serial No (Start)	Serial No (End)	Remark
1	37002448270	HOSE	1		L=1420			
2	37002452820	HOSE	1		L=2150 TO 2000			
3	37002452860	HOSE	2		L=1200			
4	37002446930	HOSE	1		L=600			
5	37002463620	HOSE	1		L=500			
6	80460004080	JOINT	1		S,3/4-16UNF-G1/2			
7	91000590800	O-RING	1		AS568-908			
8	80481214040	JOINT	1		L,7/8-14UNF-G1/2			
9	91000591000	O-RING	1		AS568-910			
10	36672460000	FILTER (NIPPLE TYPE)	1					
12	37000921090	JOINT	1		S,7/16-20UNF-PF1/4			
13	91000590400	O-RING	1		AS568-904			
14	36611290000	VALVE,PRIORITY	1					
15	90101208055	BOLT	2		M8X55			
16	90302040801	WASHER,SPRING	4		8			
17	37000535480	PLATE	1					
18	82100002044	CLAMP	2		WE25			
19	90101208025	BOLT	1		M8X25			
20	90201200800	NUT	1		M8			
21	37000601600	CLAMP	1		WR54			
22	90101208012	BOLT	1		M8X12			
23	34721223100	INSULATOR	1					
34	91002801100	O-RING	1		1B P11			

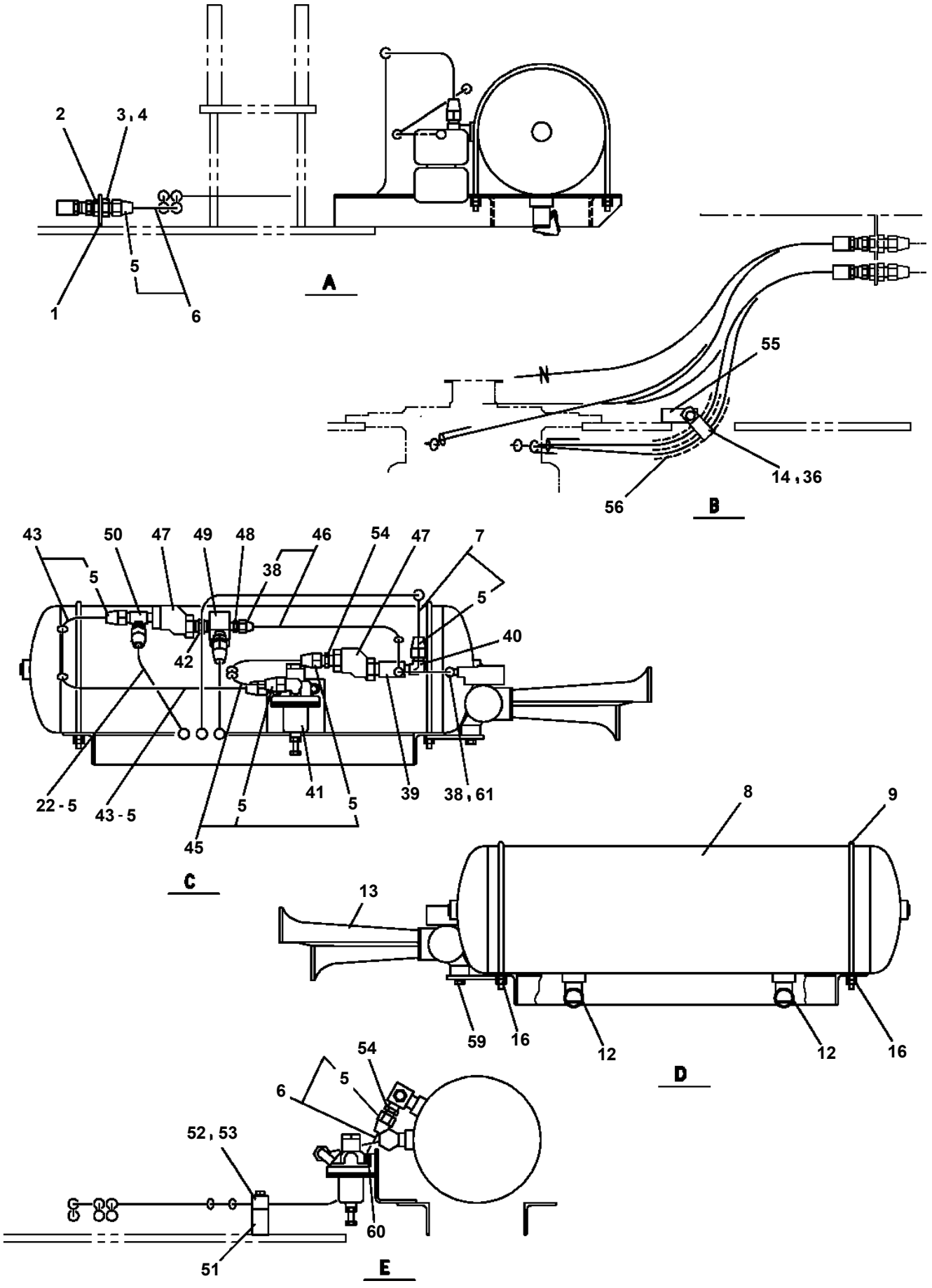
# TR-160M-3-00101 6 BOOM + JIB,X

Pos No.	Parts No	Parts Name	Qty	Unit	Technical Data	Serial No (Start)	Serial No (End)	Ren
1	34251647520	HEADREST	1					
2	34250887670	SEAT ASSY (SEAT BACK ASSY)	1					
3	34250887680	CUSHION ASSY	1					
4	34250887590	ADJUSTER	1					
5	34251197580	ADJUSTER ASSY (HIGHT)	1					
8	34430077600	LEVER (SHOLDER SUPPORT)	1					
9	34430077610	BUSH	1					
10	34430077620	NUT,CAP	1		M8XP1.25			
12	34251227590	ADJUSTER	1					
50	34250887690	SEAT ASSY	1					
100	34250880102	SEAT ASSY	1					

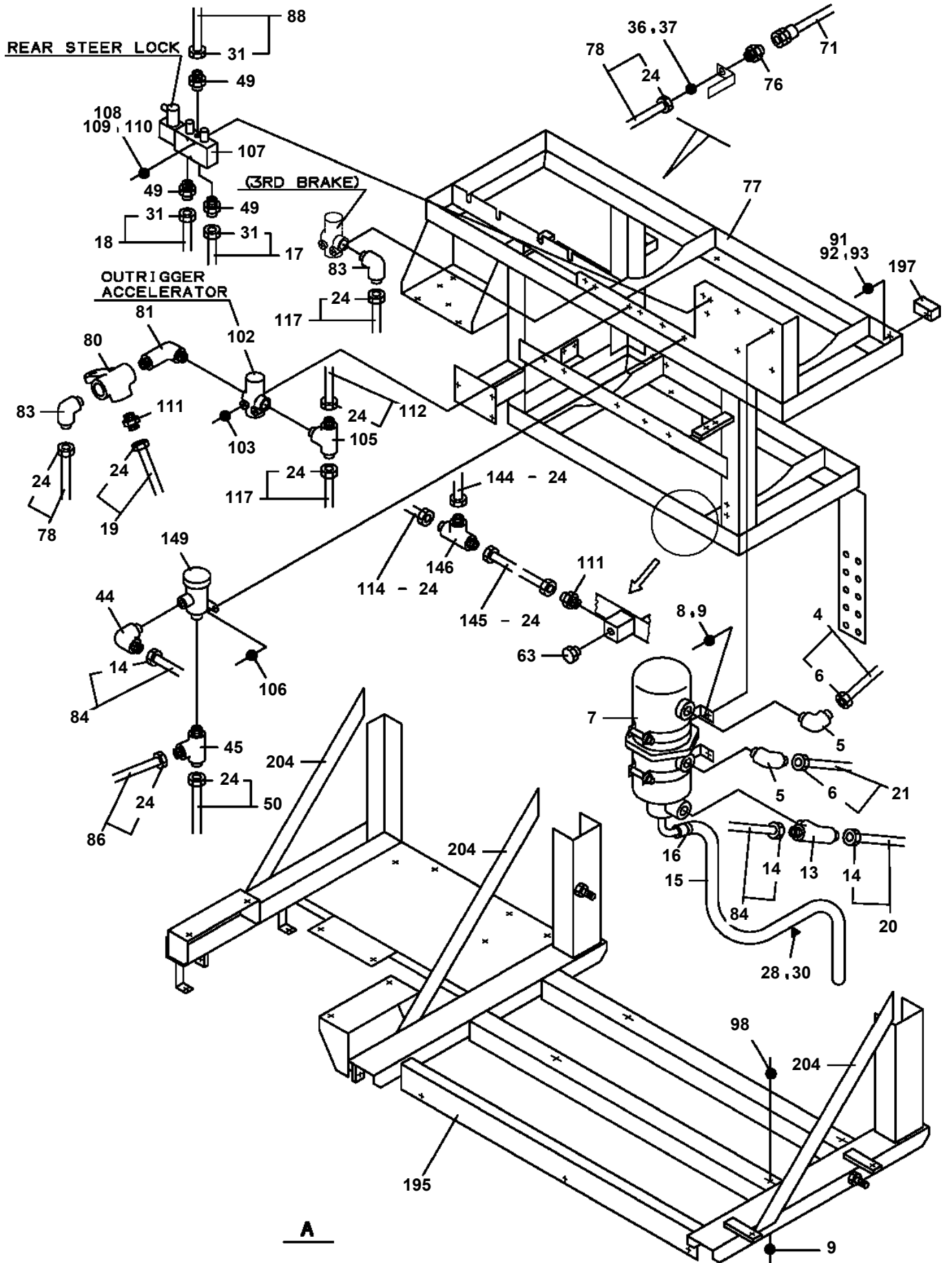
# TR-160M-3-00101 6 BOOM + JIB,X

Pos No.	Parts No	Parts Name	Qty	Unit	Technical Data	Serial No (Start)	Serial No (E
1	34371314200	SUPPORT	1				
2	32370002110	GASKET	1				
3	32370002121	COVER	1				
4	80172303025	SCREW,MACHINE	2		M3X25		
5	90302040301	WASHER,SPRING	2		3		
6	82100001355	SWITCH,LIMIT	1				
7	32370002131	ROD	1				
8	14148373001	SPRING	1				
9	80601110180	RING,RITAINING	1		S18		
10	32370002161	SUPPORT	1				525537
	34371314400	SUPPORT	1			525538	
11	90303070301	WASHER,PLAIN	2		3		
12	82100002505	CONNECTOR (CN-6)	1				
13	82100002506	CONNECTOR	1				
14	32370154070	CORD	1				
15	32370154080	CORD	1				
16	82100000592	TERMINAL (M40.3 TO 1.25)	2				
17	89630201000	HOSE,VINYL	1		6X8,1M		
18	14148375000	GROMMET	1				
19	90101208045	BOLT	2		M8X45		
20	90302040801	WASHER,SPRING	2		8		
21	82100001220	INSULATOR	2				
30	32370009511	ROD ASSY	1				525537
	32370009512	ROD ASSY	1			525538	
31	32370002150	SPACER	1		L=12 TO 11		
32	80720103014	PIN,SPRING	1		3X14		
50	34371314100	SWITCH (OVER WIND/JIB & SINGLE TOP)	1				

**TR-160M-3-00101 6 BOOM + JIB,X  
PT1200082-02 PIPING,BRAKE (UPPER)**



TR-160M-3-00101 6 BOOM + JIB,X  
PT1220047-02 PIPING,AIR

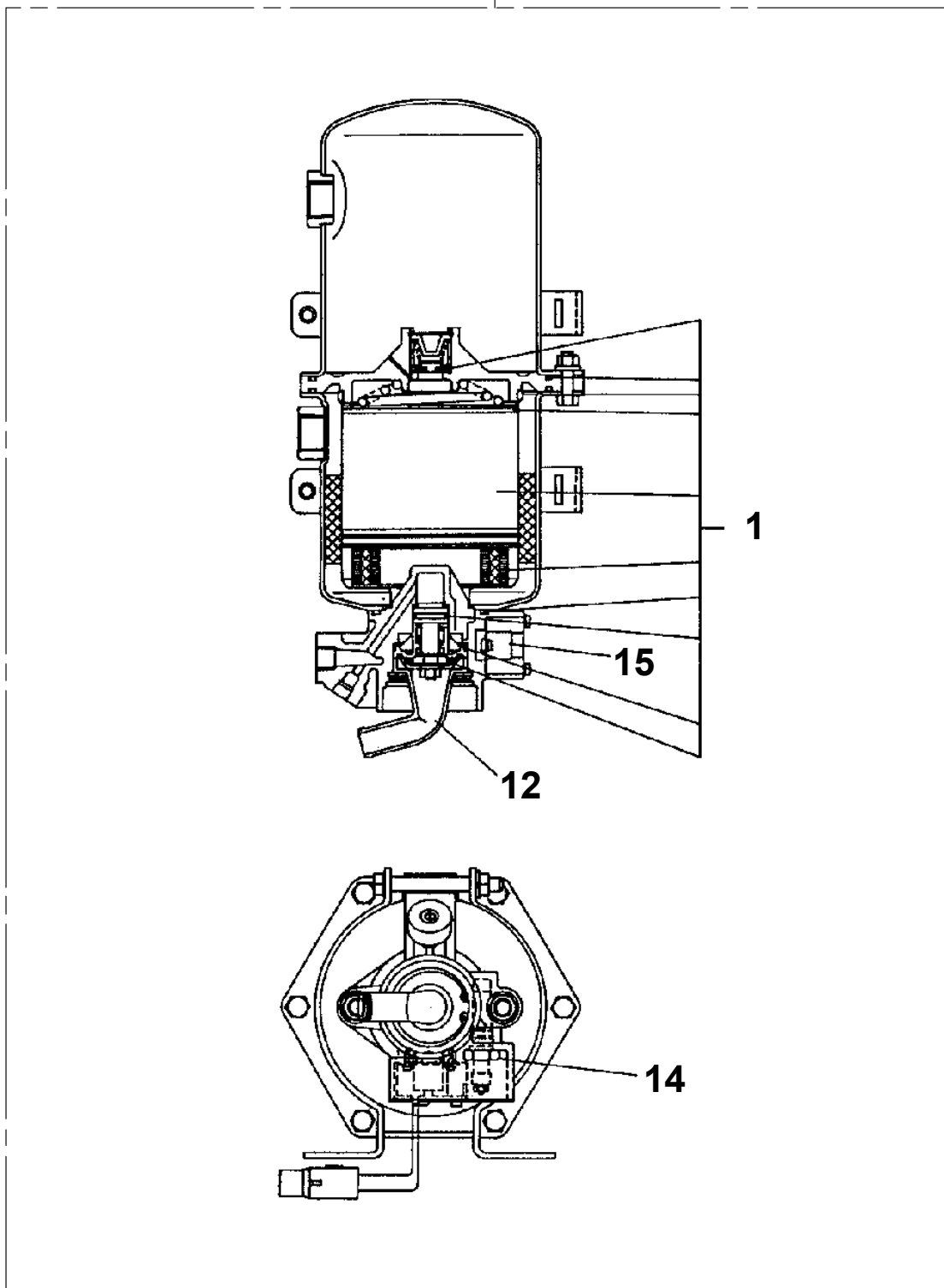


# TR-160M-3-00101 6 BOOM + JIB,X

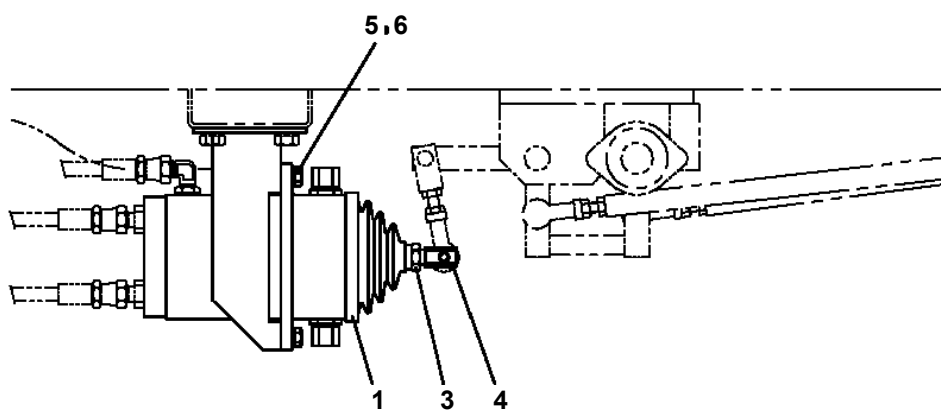
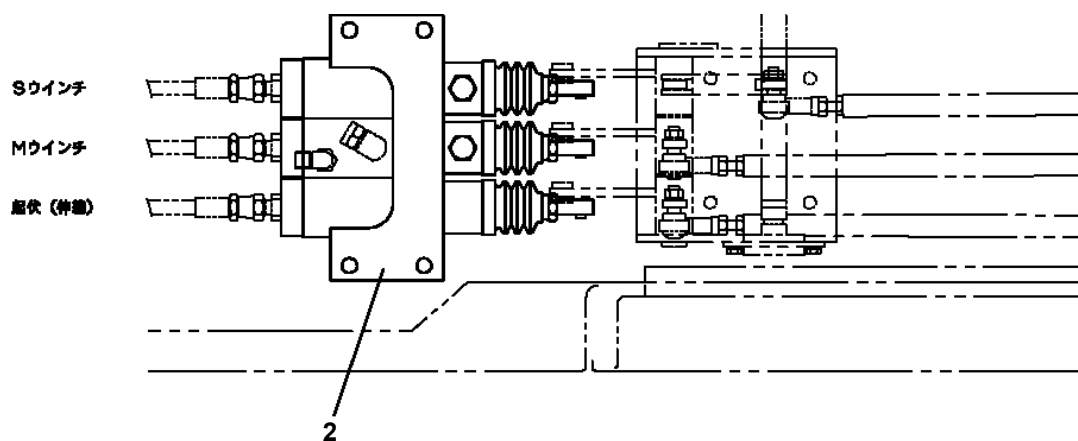
Pos No.	Parts No	Parts Name	Qty	Unit	Technical Data	Serial No (Start)	Serial No (End)	Remarks	Page
5	36101800041	CAP	1						
6	36101945060	RING (SLIDE)	1						
7	36101945070	COVER (RING)	1						
8	34921317510	DIAPHRAGM	1						
9	34921317530	BRACKET	1						
50	34921313000	TANK,BRAKE FLUID	1						

TR-160M-3-00101 6 BOOM + JIB,X  
PT1430004-02 DRIER,AIR

100

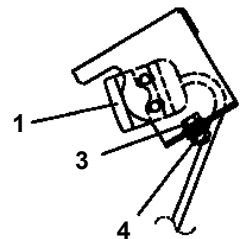
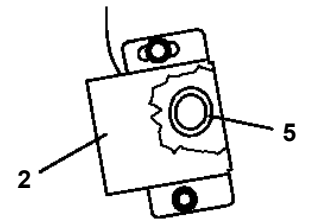
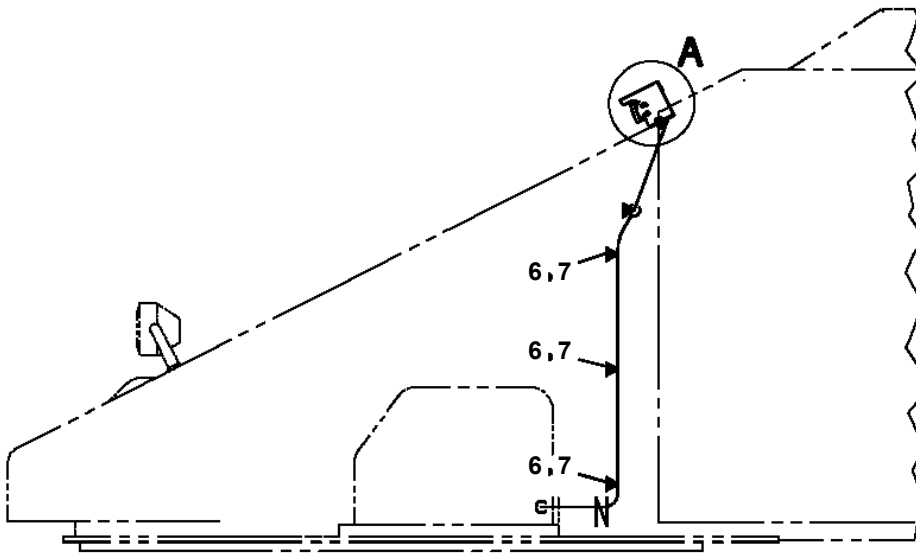
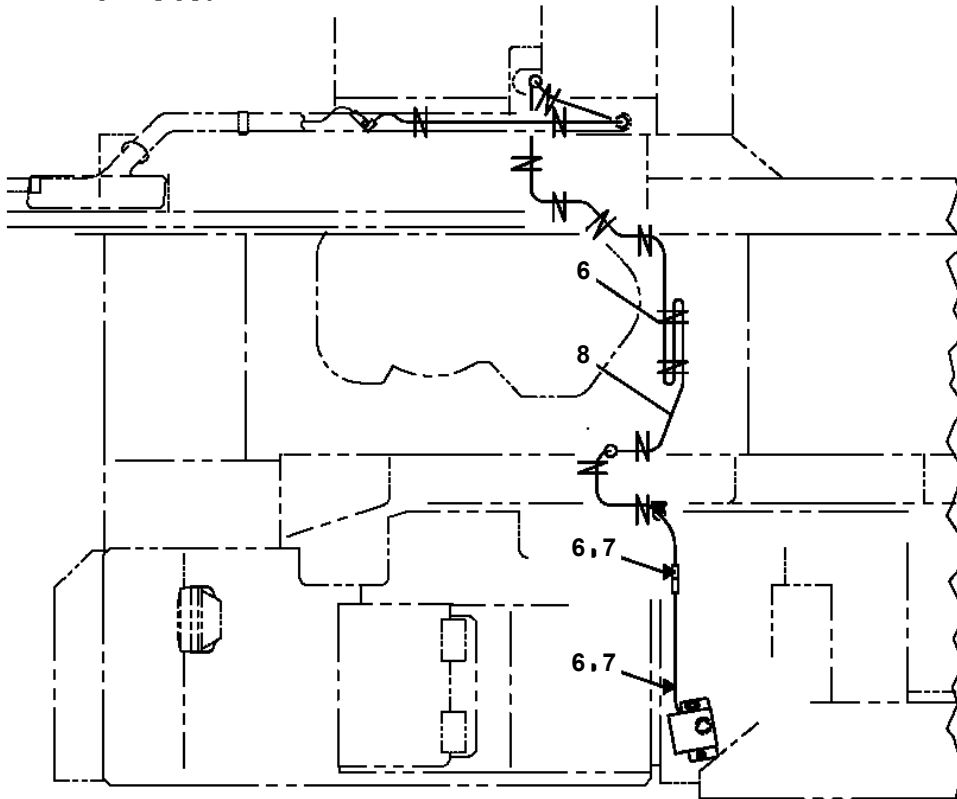


TR-160M-3-00101 6 BOOM + JIB,X  
PV5170011-00 VALVE ASSY,SELECTOR (DETENT/M,AUX.WINCH:AVOLON)



TR-160M-3-00101 6 BOOM + JIB,X  
PV5450006-00 VIEW SYSTEM (CAMERA)

FRONT ←



A

# TR-160M-3-00101 6 BOOM + JIB,X

Pos No.	Parts No	Parts Name	Qty	Unit	Technical Data	Serial No (Start)	Serial No (End)	R
114	90155210030	BOLT,WELD	8		M10X30			
115	34690877100	SUPPORT	1					
116	34691575200	SUPPORT	1					
117	34691575300	SUPPORT	1					
142	34691414500	PLATE	2					

# TR-160M-3-00101 6 BOOM + JIB,X

Pos No.	Parts No	Parts Name	Qty	Unit	Technical Data	Serial No (Start)	Serial No (End)	Remarks	Pages
1	34691561101	COVER	1						
2	34691561501	COVER	1						
3	82466301450	INSULATOR	2						
4	80172304025	SCREW,MACHINE	2		M4X25				
5	34691561700	COVER	1						
6	90186208014	BOLT,FLANGE	22		M8X14		525567		
	90186208014	BOLT,FLANGE	14		M8X14	525568			
7	90186210014	BOLT,FLANGE	8		M10X14	525568			
8	80175305012	SCREW,MACHINE	2		M5X12				
9	34691562100	COVER	1						
10	34691562200	INSULATOR	1						
11	34691562300	INSULATOR	1						
12	34691252600	COVER	2						
13	34691014401	CUSHION	2						
14	80172305012	SCREW,MACHINE	4		M5X12				
15	90303070501	WASHER,PLAIN	4		5				
16	37000560410	PLATE	4						
17	34691292900	INSULATOR	4						
18	37000505950	PLATE	4		T=3.2				
19	82400000357	CATCH	1						
20	80182308014	SCREW,MACHINE	2		M8X14				
21	90302040801	WASHER,SPRING	8		8				
27	90186210014	BOLT,FLANGE	6		M10X14				
38	34270290220	GRIP	1						
48	34690923600	HINGE	2						
50	34691569510	COVER ASSY	1						
56	90186208014	BOLT,FLANGE	4		M8X14				
	90101208020	BOLT	6		M8X20				
58	90201200800	NUT	6		M8				
60	34691568010	COVER ASSY	1						
63	82400000346	CATCH	1						
64	80147310430	RIVET	4		NSA 4-3				
66	82464000816	HINGE	2						

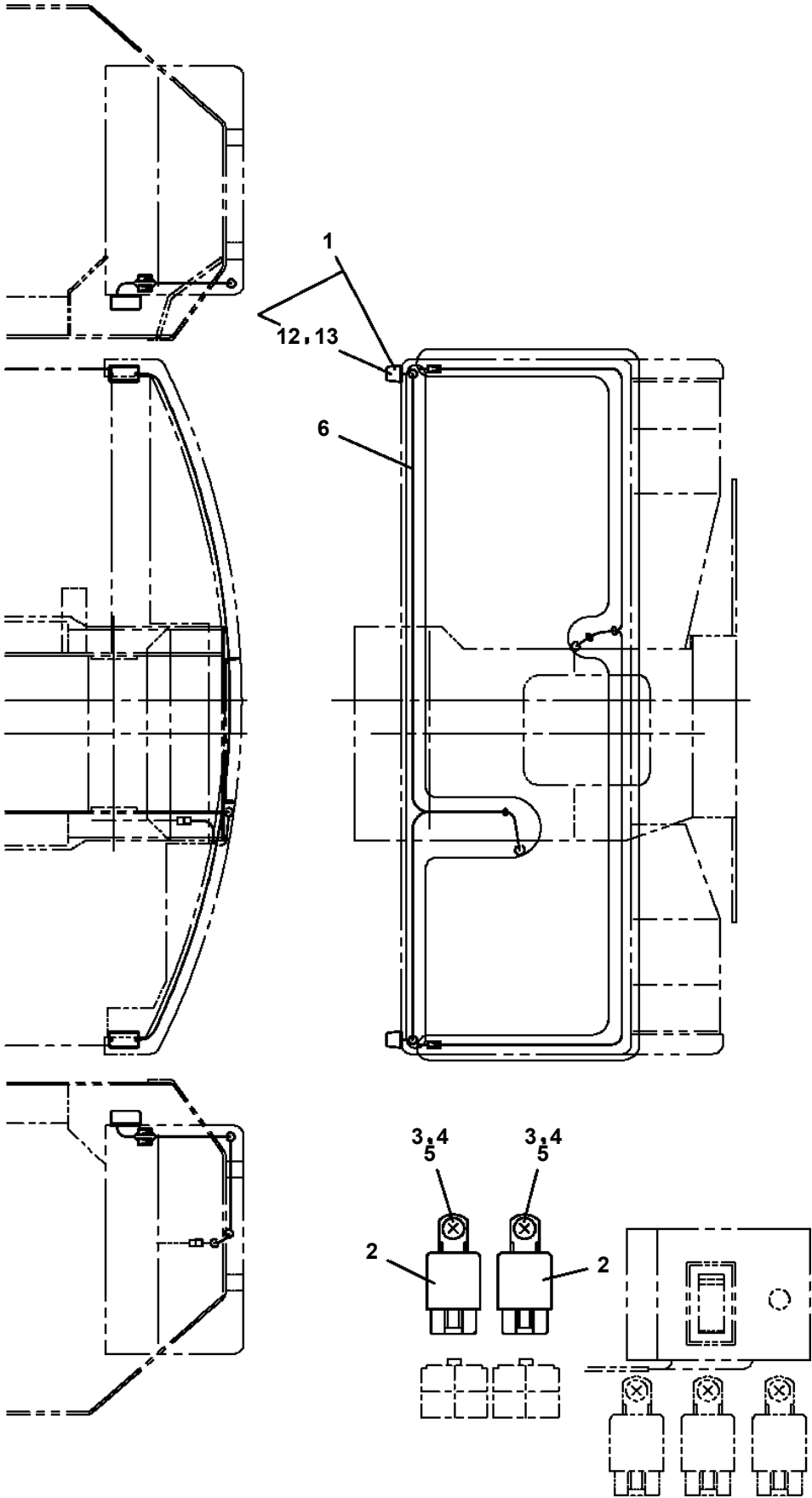
# TR-160M-3-00101 6 BOOM + JIB,X

Pos No.	Parts No	Parts Name	Qty	Unit	Technical Data	Serial No (Start)	Serial No (End)	Re
1	34691447510	MOTOR (SUB)	1					
2	34691447540	SWITCH,LIMIT (LEFT)	1					
10	34691576300	SUPPORT ASSY (LEFT MIRROR)	1					

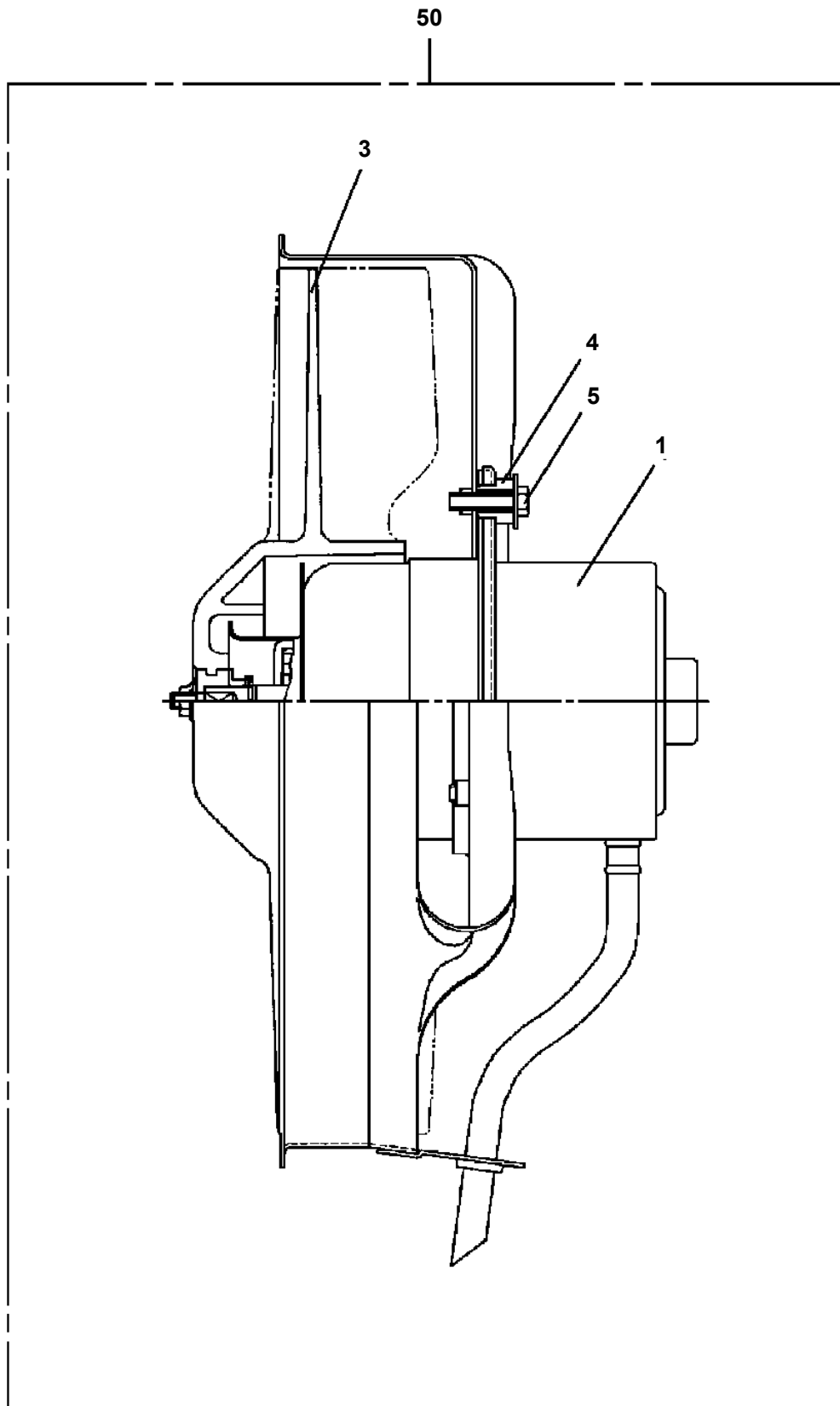
# TR-160M-3-00101 6 BOOM + JIB,X

Pos No.	Parts No	Parts Name	Qty	Unit	Technical Data	Serial No (Start)	Serial No (End)	Remarks	Pages
1	34500300100	SINGLE TOP ASSY	1						
2	80136363056	PIN,SPLIT	4		6.3X56				
3	37000171840	PIN	2						
11	34500301000	SINGLE TOP	1						
12	90101214025	BOLT	1		M14X25				
13	90302041401	WASHER,SPRING	1		14				
14	37000143090	PIN	1		55				
15	37001005290	SHEAVE ASSY	1						
16	37000301790	SPACER	2		L=3				
17	82456101000	NIPPLE,GREASE	1		A-PT1/8				
22	80515006211	BEARING,BALL	2						

**TR-160M-3-00101 6 BOOM + JIB,X  
PY1180236-00 LAMP (SWING ALARM)**



TR-160M-3-00101 6 BOOM + JIB,X  
PY1360019-01 FAN



# TR-160M-3-00101 6 BOOM + JIB,X

Pos No.	Parts No	Parts Name	Qty	Unit	Technical Data	Serial No (Start)	Serial No (End)	Remarks	Pages
1	34393926550	PLATE (NON-SLIP)	16						
2	34393926510	PLATE (NON-SLIP)	1						
3	34393926520	PLATE (NON-SLIP)	1						
4	34394186510	PLATE (NON-SLIP)	4						
5	34393906540	PLATE (NON-SLIP)	2						
6	34393906530	PLATE (NON-SLIP)	2						

CLICK HERE TO **DOWNLOAD** THE COMPLETE MANUAL

- Thank you very much for reading the preview of the manual.
- You can download the complete manual from: [www.heydownloads.com](http://www.heydownloads.com) by clicking the link below



- Please note: If there is no response to CLICKING the link, please download this PDF first and then click on it.

CLICK HERE TO **DOWNLOAD** THE COMPLETE MANUAL