

TM-ZF500 31093010020A FRAME/SL,MANUAL

PB2000004-01 POWER TAKE OFF & PUMP

PK2000773-00 FRAME UNIT

PO1000122-01 INDICATION PLATES

PY1000988-00 OPTIONS (SL)

ASSEMBLY

CLICK HERE TO **DOWNLOAD** THE COMPLETE MANUAL

- Thank you very much for reading the preview of the manual.
- You can download the complete manual from: www.heydownloads.com by clicking the link below



- Please note: If there is no response to CLICKING the link, please download this PDF first and then click on it.

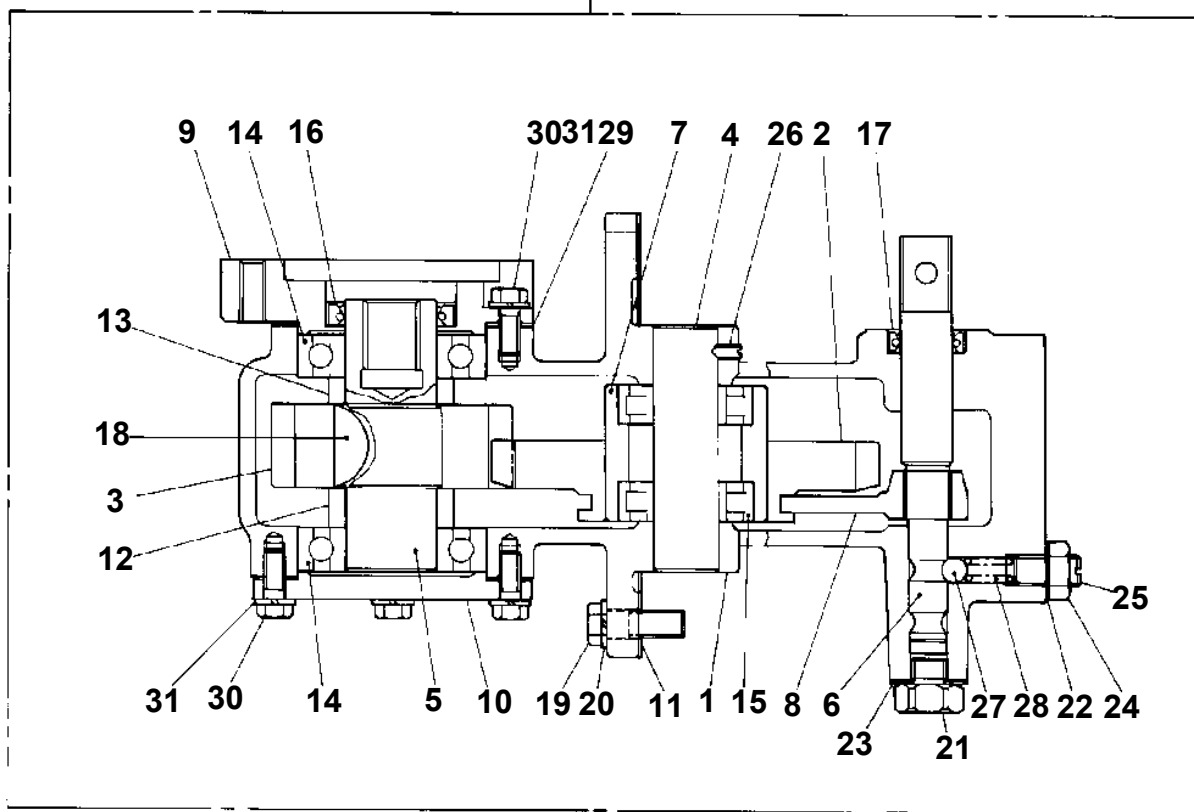
CLICK HERE TO **DOWNLOAD** THE COMPLETE MANUAL

TM-ZF500 31093010020A FRAME/SL,MANUAL

PC1010429-03 OUTRIGGER (SL,L=550)
PC1010430-02 OUTRIGGER (SL.RIGHT,L=550)
PC1010431-02 OUTRIGGER (SL.LEFT,L=550)
PC1010926-01 OUTRIGGER (SL,RIGHT)
PC1010927-01 OUTRIGGER (SL,LEFT)
PC1020004-01 OUTRIGGER,REAR (ROTARY/LOW TRUCK BED)
PC1020005-01 OUTRIGGER,REAR (ROTARY/HIGH TRUK BED)
PC1020054-00 OUTRIGGER,REAR (ROTARY/LOW TRUK BED)
PC1020055-00 OUTRIGGER,REAR (ROTARY/HIGH TRUK BED)
PC1030013-04 CYLINDER,JACK (REAR/STROKE 430MM)
PC1030126-01 CYLINDER,JACK (REAR/STROKE 330MM)
PC1030206-01 CYLINDER,JACK
PC1030313-01 OUTRIGGER ASSY
PC1050129-02 CYLINDER,EXTENSION (RIGHT)
PC1050131-01 CYLINDER,EXTENSION (LEFT)
PC1190020-00 INDICATOR,OUTRIGGER
PC1190021-01 INDICATOR,OUTRIGGER
PC1190022-00 INDICATOR,OUTRIGGER
PC1200267-01 PIPING,OUTRIGGER
PC1230023-03 PIPING,REAR JACK (ROTARY TYPE)
PD1010062-01 REDUCER,SWING SPEED
PD1010101-03 REDUCER,SWING SPEED (MOUNT)
PD1010133-00 REDUCER,SWING SPEED
PD1010172-00 REDUCER,SWING SPEED
PD1200086-01 PIPING,SWING
PD1200115-00 PIPING,SWING
PE1010235-01 CYLINDER,ELEVATING
PE5020094-00 ELEC.ASSY
PE5020095-00 ELEC.ASSY (CRANE/SWITCH)
PE5020096-00 ELEC.ASSY (CRANE/HARNESS)
PE5020097-00 ELEC.ASSY (CRANE/HARNESS)
PE5020098-00 ELEC.ASSY (CARRIER)
PE5020099-00 ELEC.ASSY (FRAME)
PE5020100-00 ELEC.ASSY (FRAME)
PE5020101-00 ELEC.ASSY (AWL LAMP/STOP TO CONFIGURATION)
PE5020102-01 ELEC.ASSY
PE5020103-00 ELEC.ASSY
PE5021180-00 ELEC.ASSY (MOUNTING VEHICLE)
PF1010128-03 WINCH (OOKUBO)
PF1010131-01 WINCH (DRUM FREE,OPTION)
PF1010132-00 WINCH (SELF 3TX1,OPTION)
PF1010133-01 WINCH (DRUM FREE)
PF1010134-01 WINCH (SL 3TX1)
PF1010135-02 WINCH (HARTYS)
PF1010167-02 WINCH (HARTYS)
PF1010177-00 WINCH (SL 4TONX1)
PF1010210-00 WINCH (SELF)
PF1010229-01 WINCH (Y.G.TEC)
PF1010237-01 WINCH (OOKUBO)
PF1010253-00 WINCH (10TON SELF WINCH)
PF1010254-00 WINCH (3TON SELF WINCH)
PF1010255-00 WINCH (10TON SELF WINCH,REMOCON)
PF1010256-00 WINCH (3TON SELF WINCH,REMOCON)
PF1010257-01 WINCH (10TON SL WINCH,RADICON)
PF1010258-01 WINCH (3TON SL WINCH,RADICON)
PF1010354-00 WINCH (DRUM FREE)
PF1020007-00 DRUM,WINCH (HARTYS)
PF1020025-00 DRUM,WINCH (Y.G.TEC)
PF1050063-01 HOOK (DRUM FREE,OPTION)
PF1050161-03 HOOK (1-PART LINE ,OPTION)
PF1050171-00 HOOK (SELF WINCH 10TON OPTION)
PF1050223-02 HOOK (3TON SELF WINCH)
PF1050290-01 HOOK (SHEAVE 1 PC'S)
PF1050311-01 HOOK (3TON SL WINCH, 2-PART LINE/MOUNT)

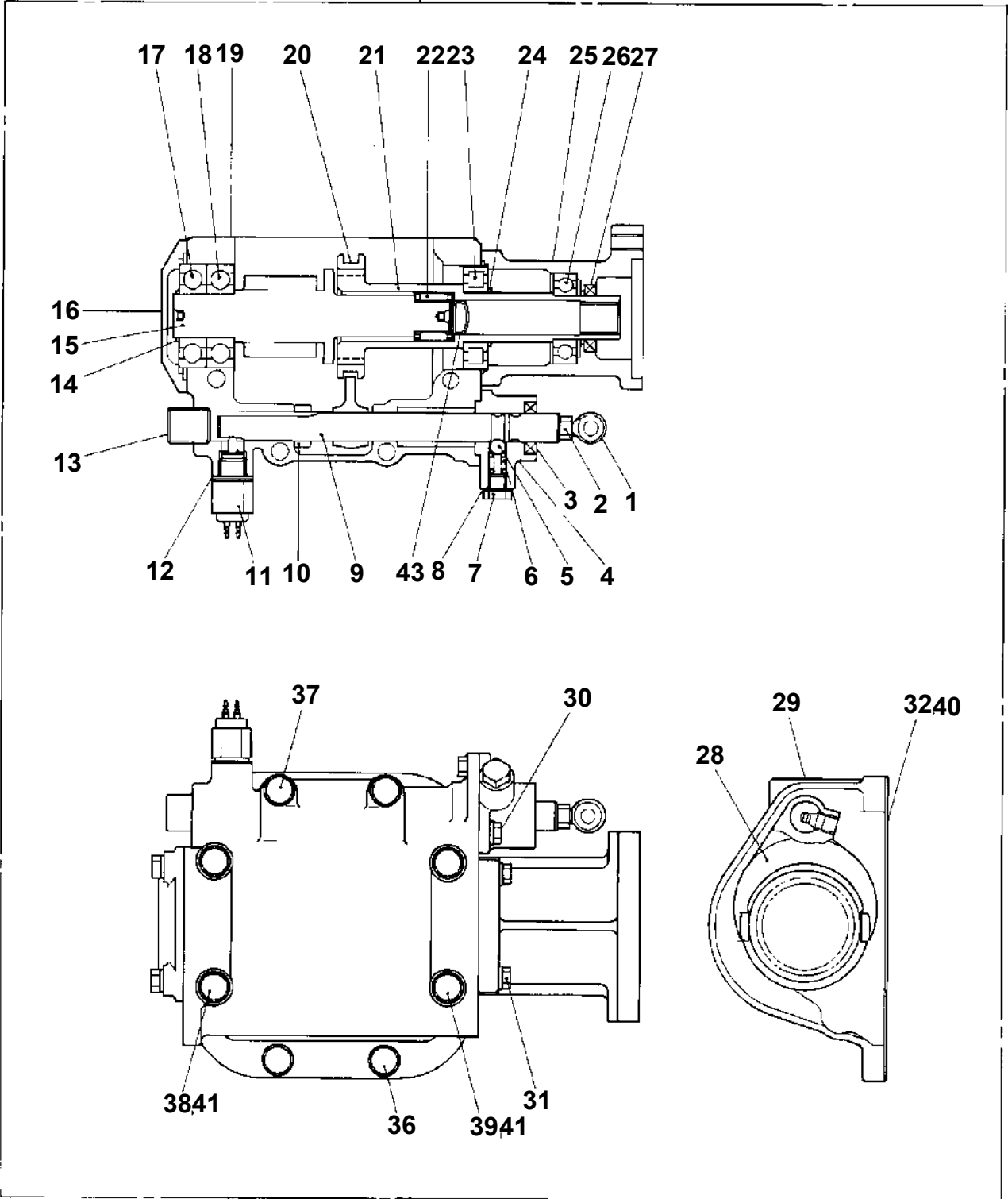
TM-ZF500 31093010020A FRAME/SL,MANUAL
PB1030034-00 POWER TAKE OFF

50

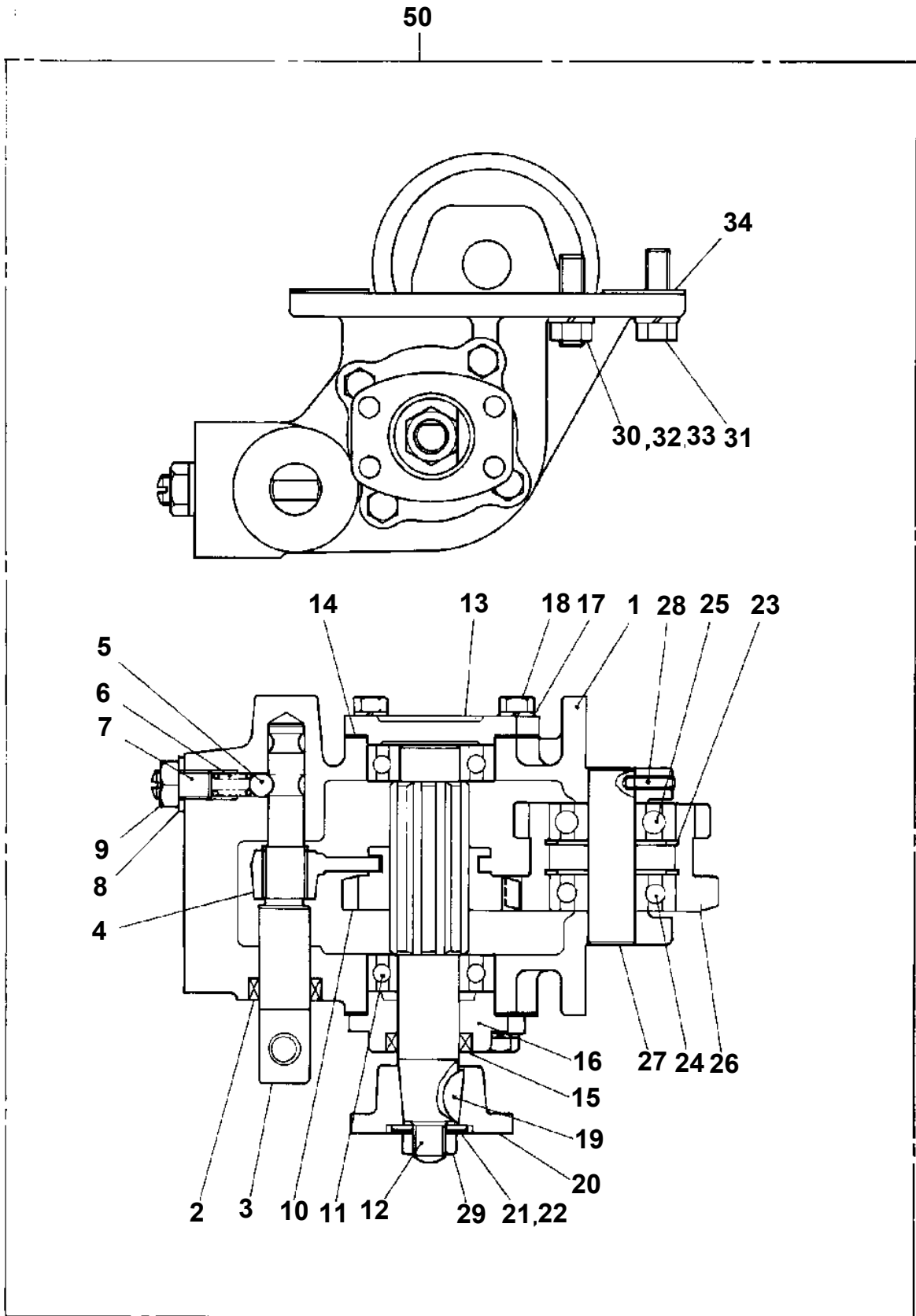


TM-ZF500 31093010020A FRAME/SL, MANUAL
PB1030046-00 POWER TAKE OFF

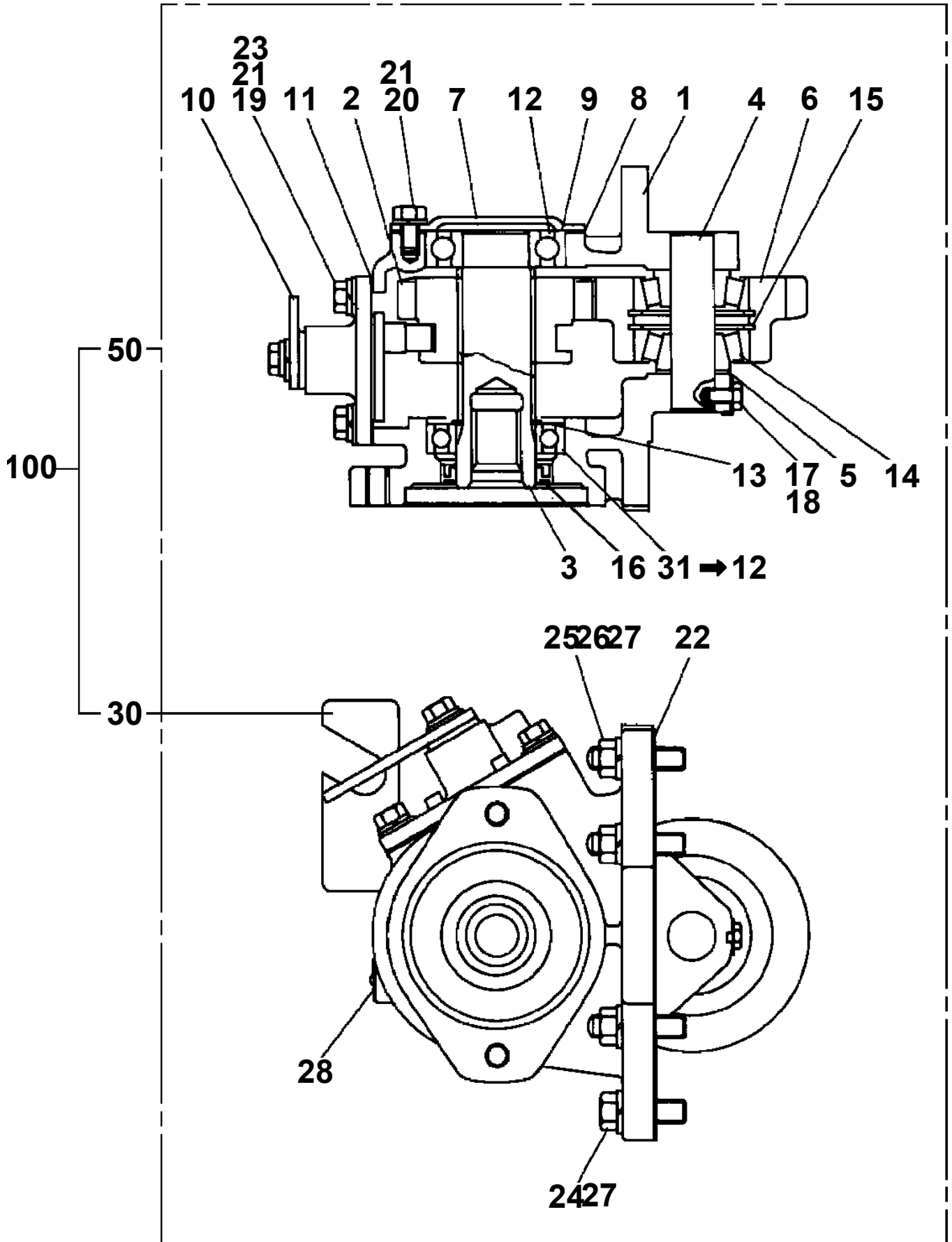
50



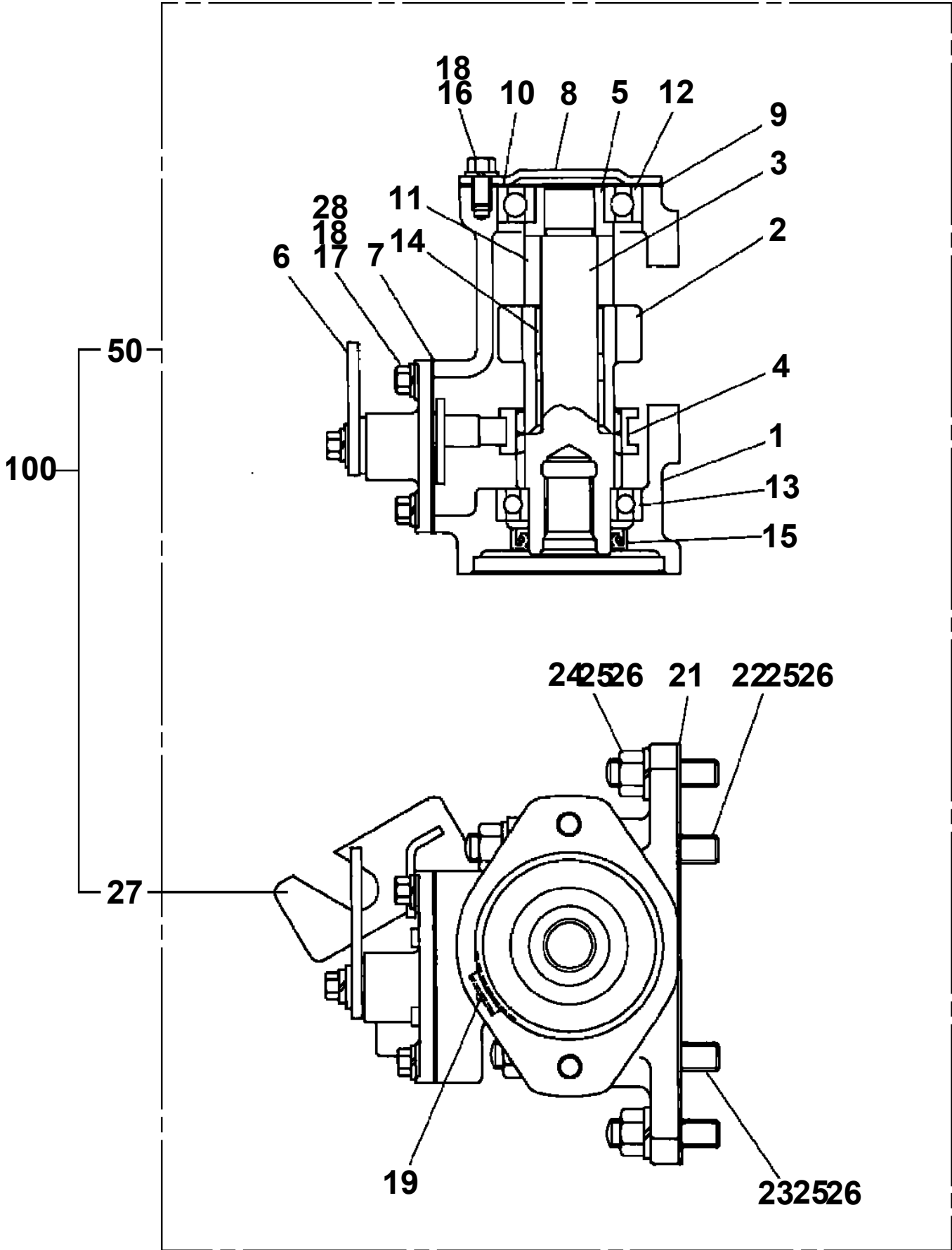
TM-ZF500 31093010020A FRAME/SL,MANUAL
PB1030051-00 POWER TAKE OFF



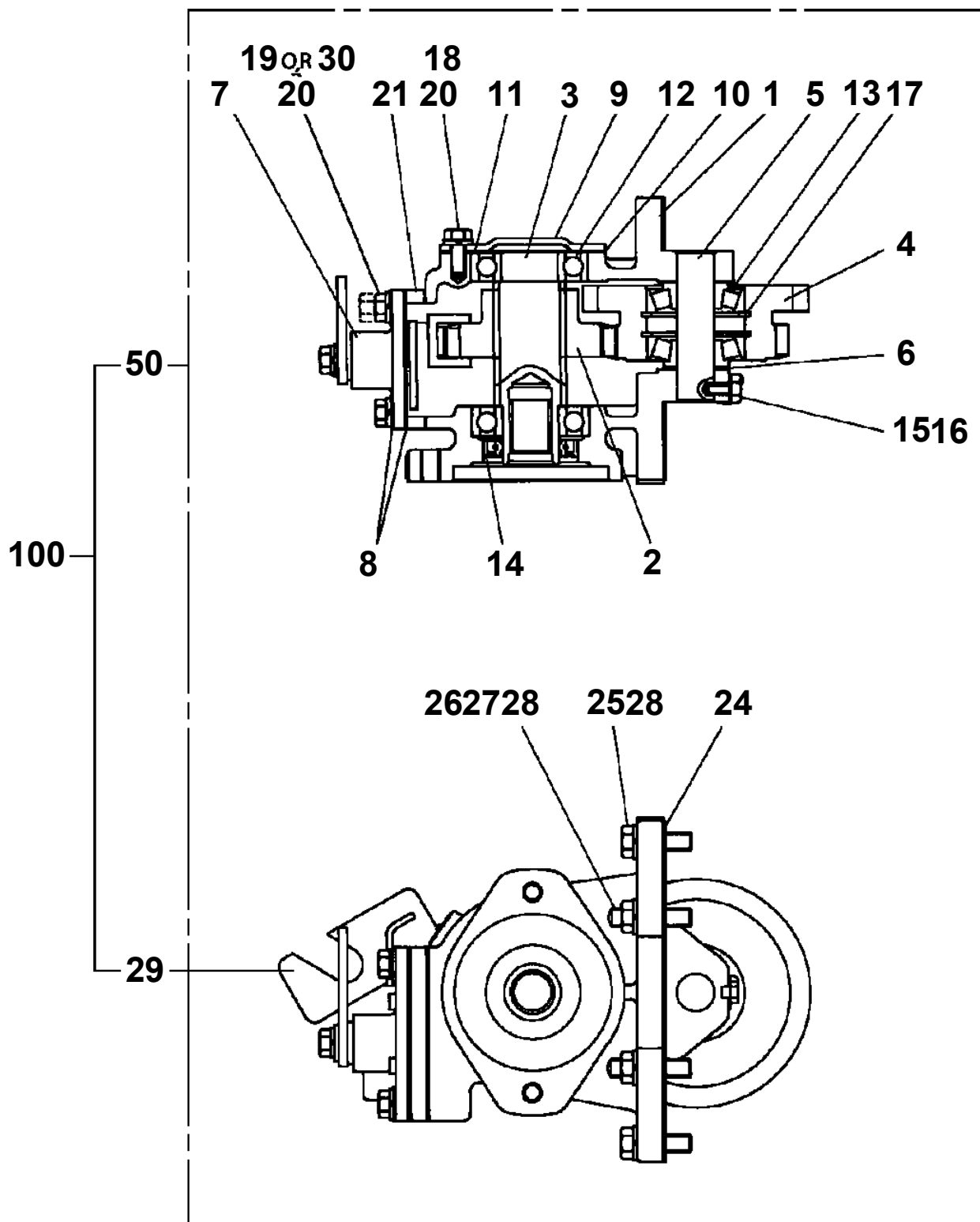
TM-ZF500 31093010020A FRAME/SL, MANUAL
PB1030071-02 POWER TAKE OFF

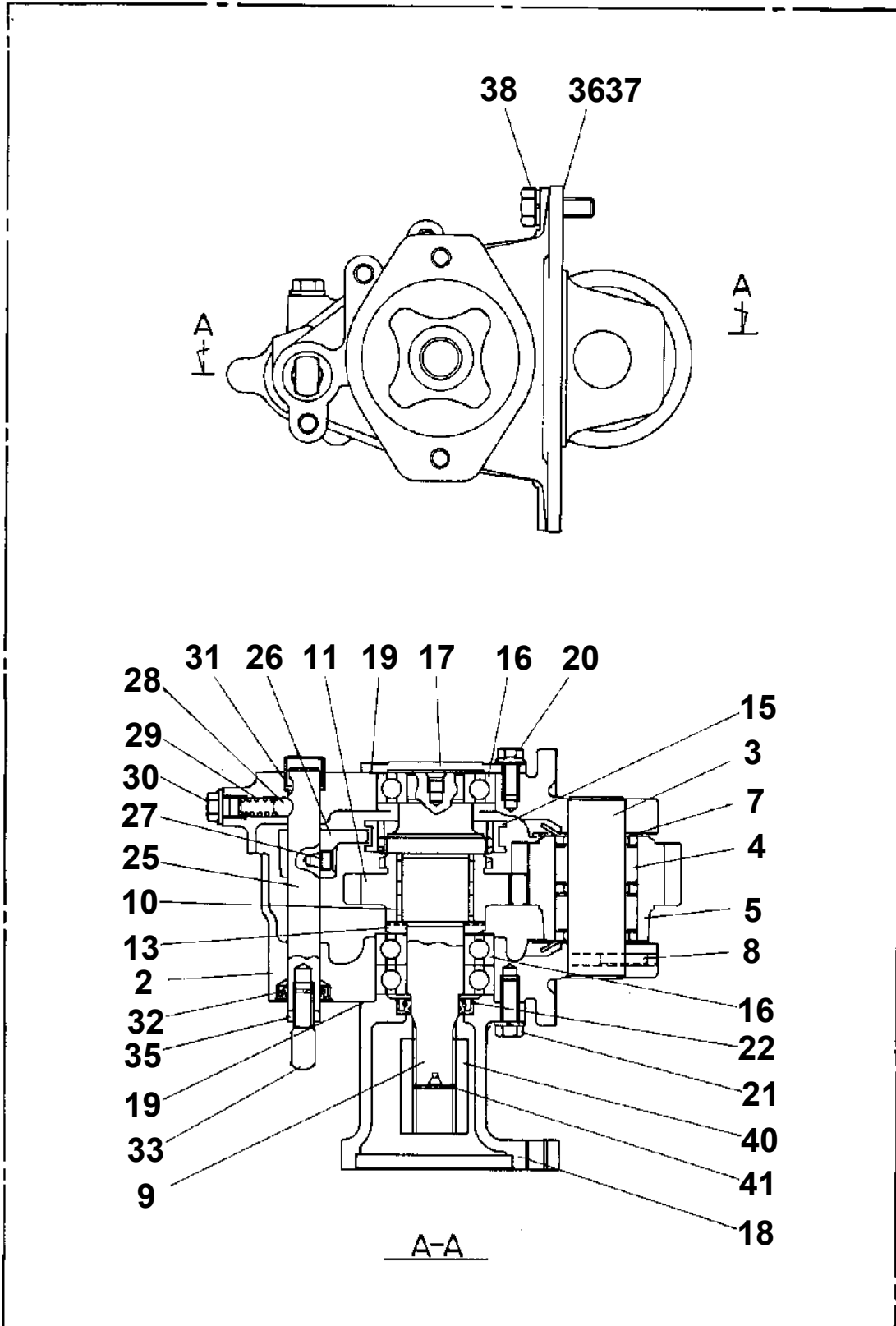


TM-ZF500 31093010020A FRAME/SL,MANUAL
PB1030076-01 POWER TAKE OFF

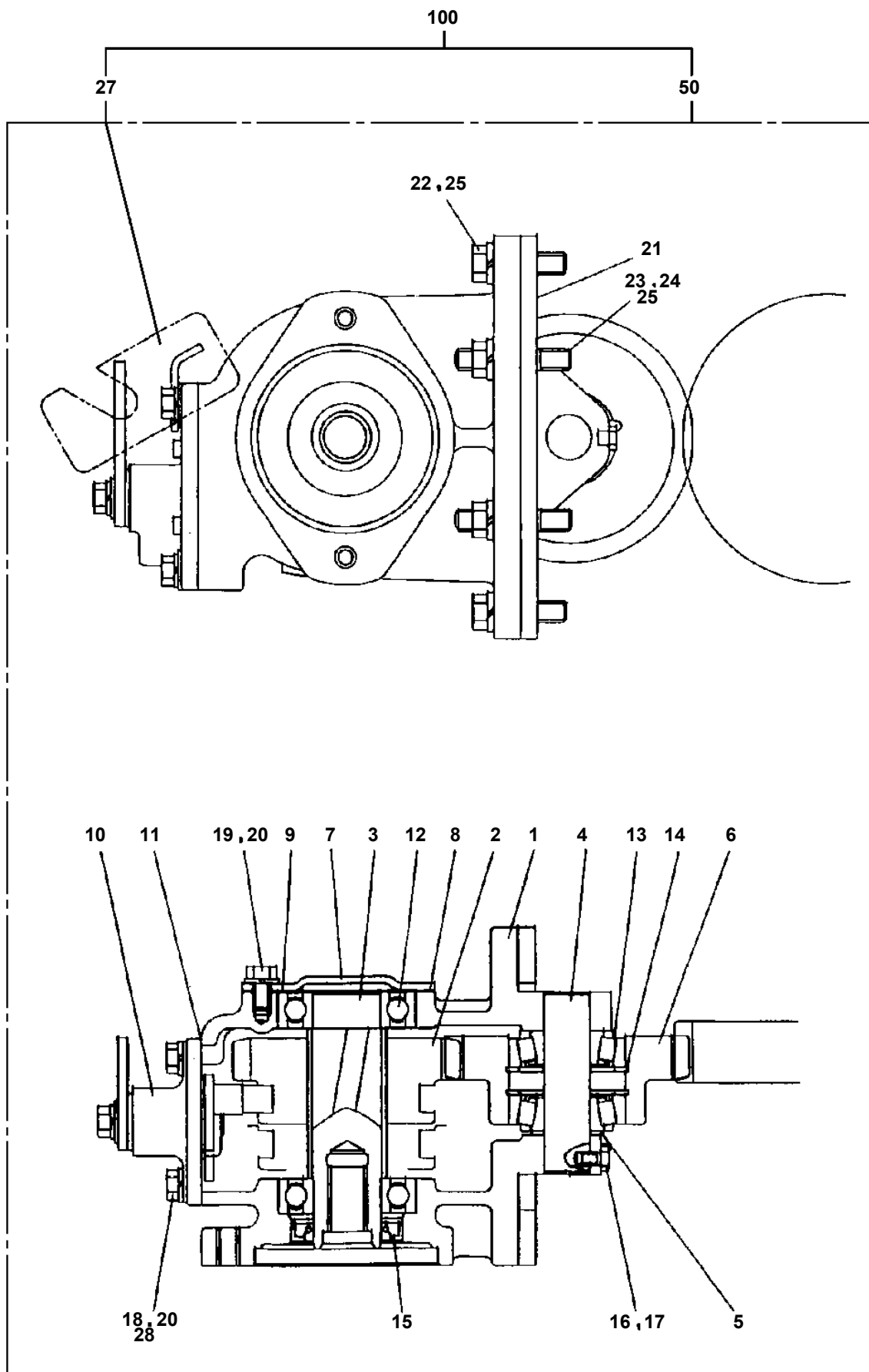


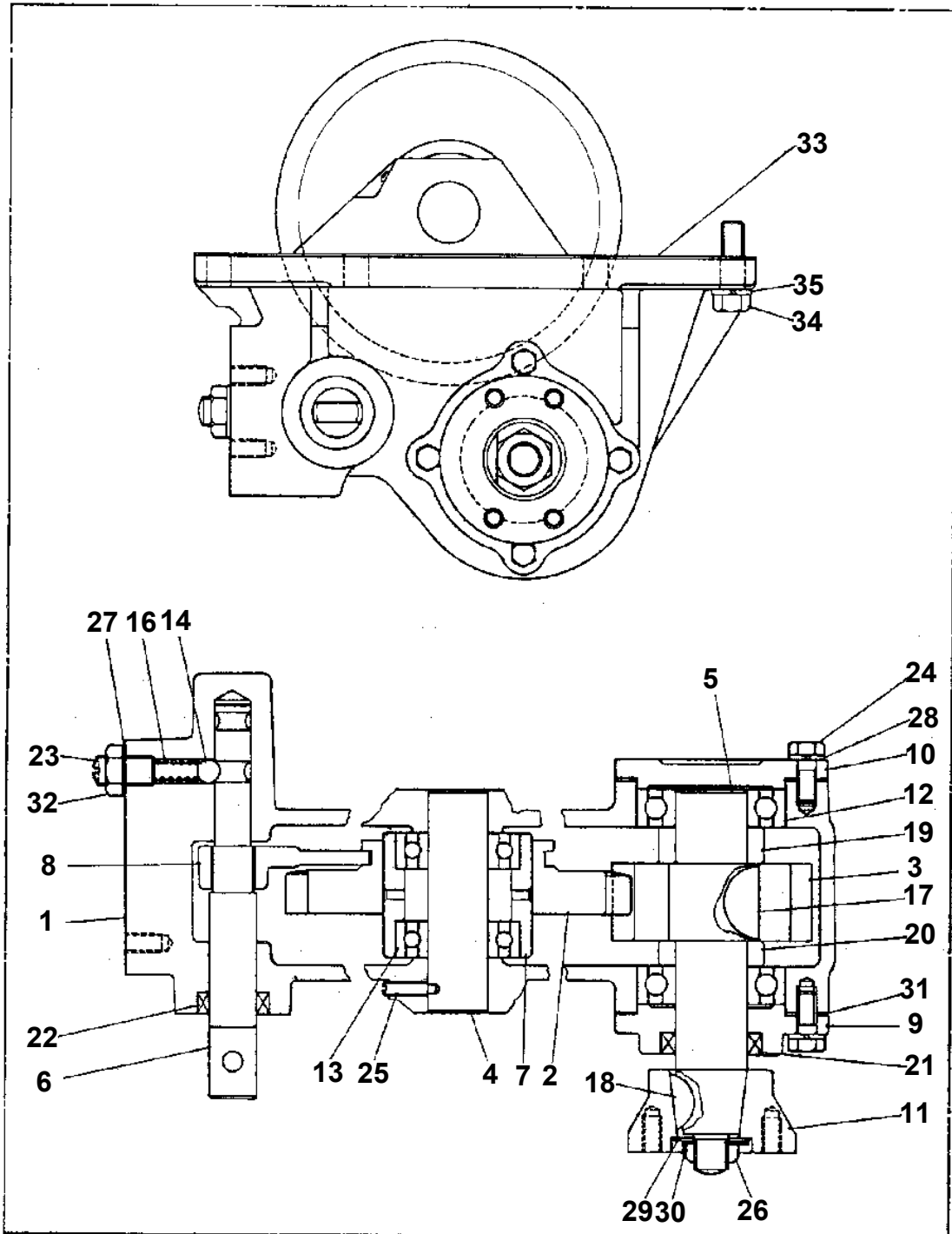
TM-ZF500 31093010020A FRAME/SL, MANUAL
PB1030107-02 POWER TAKE OFF



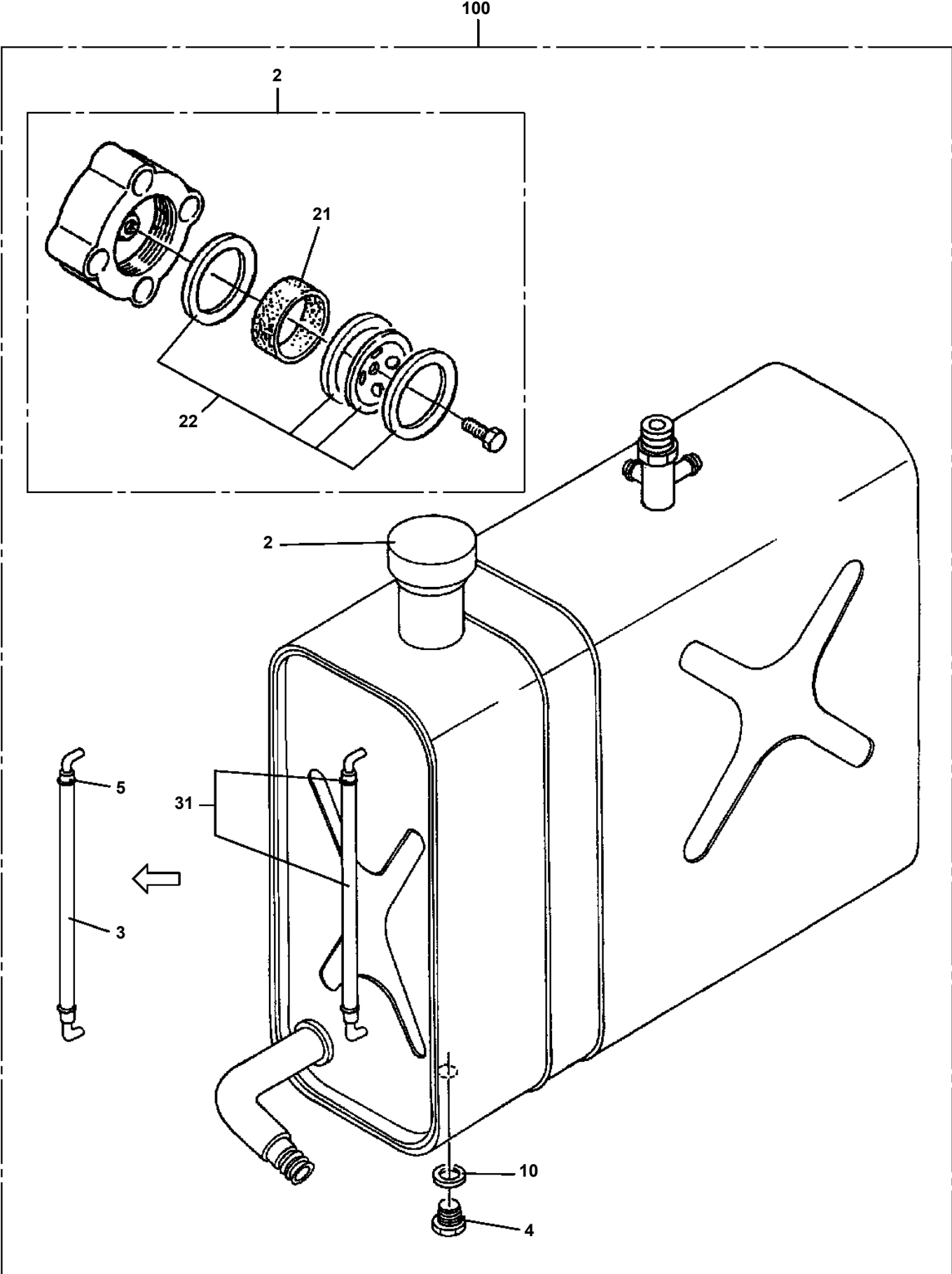


TM-ZF500 31093010020A FRAME/SL, MANUAL
PB1030138-02 POWER TAKE OFF

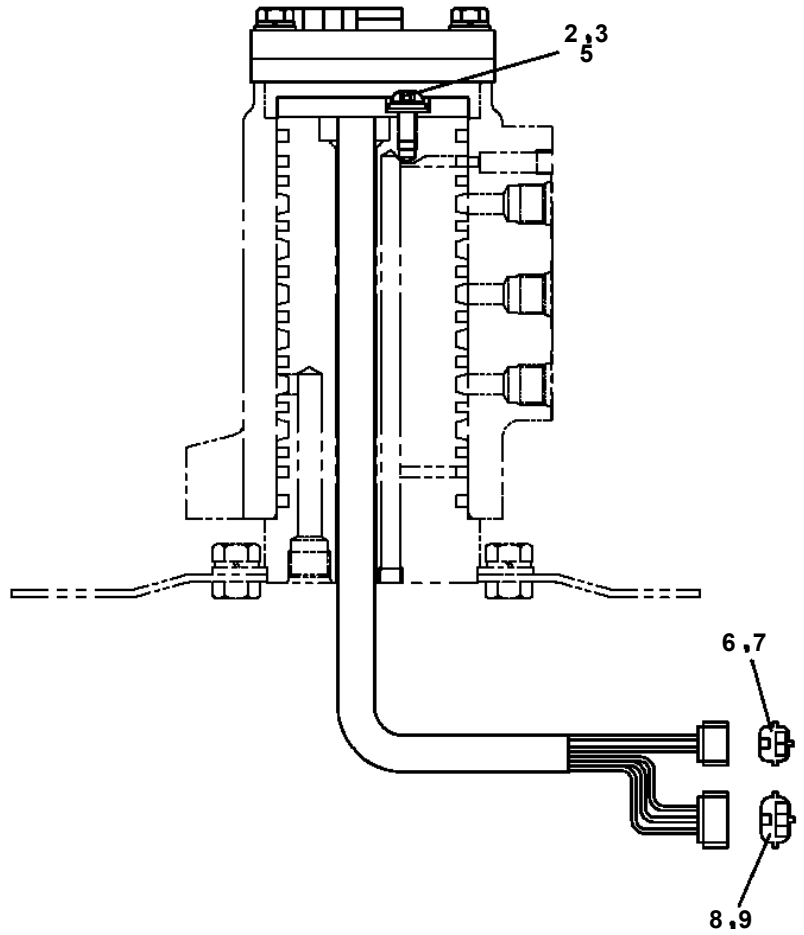
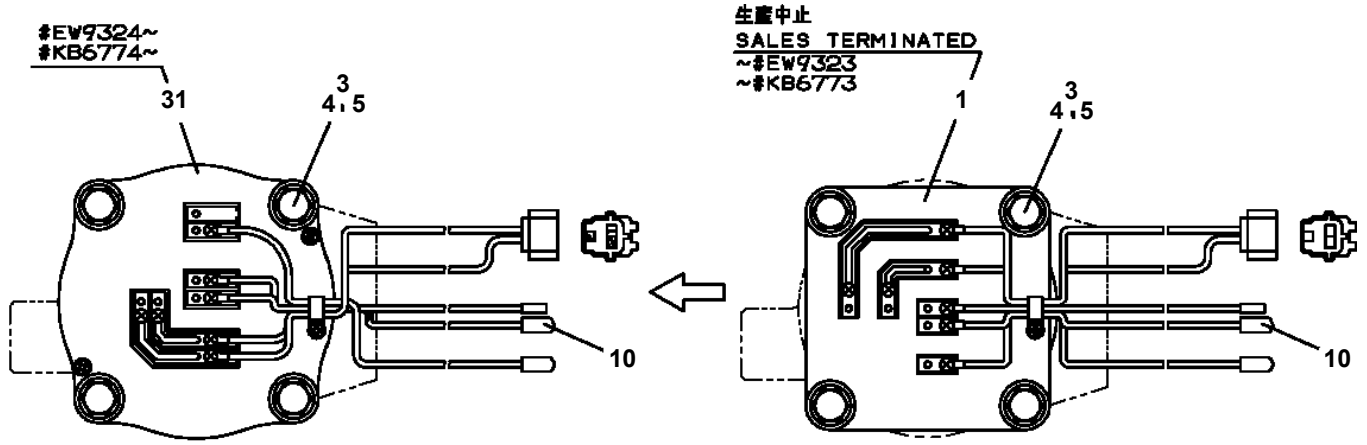




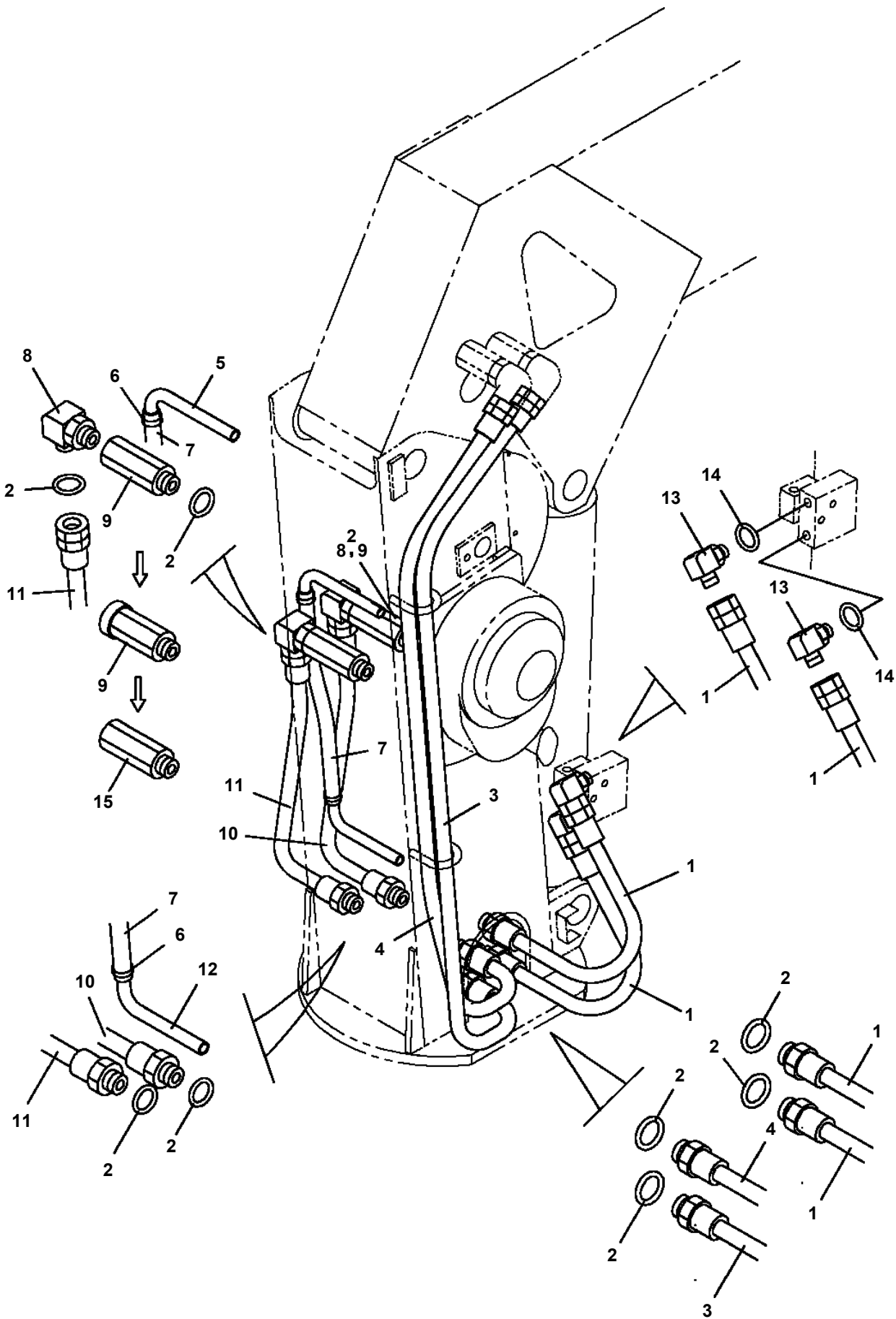
TM-ZF500 31093010020A FRAME/SL,MANUAL
PB1130109-03 TANK,OIL



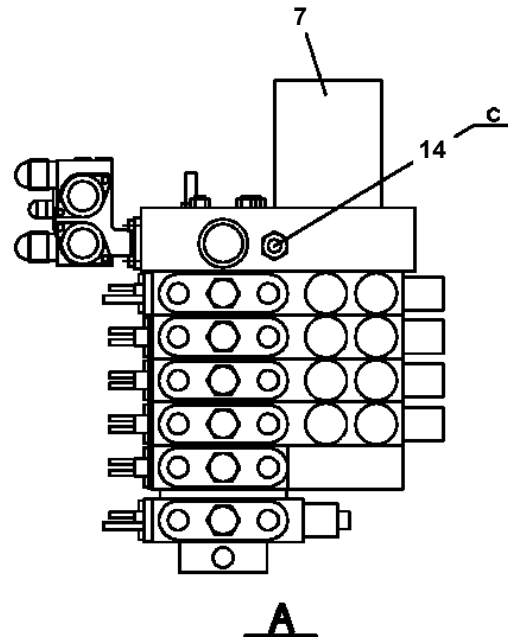
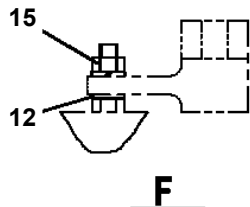
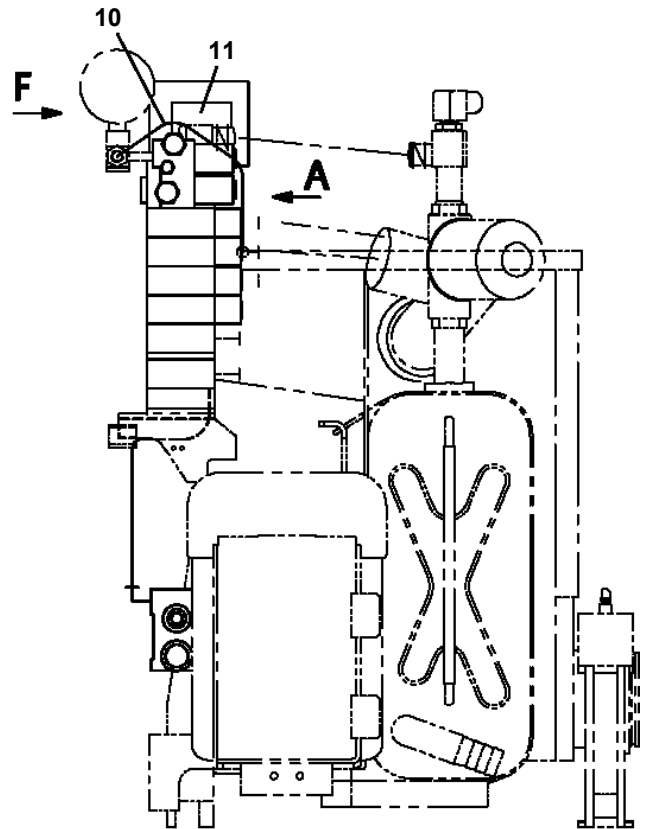
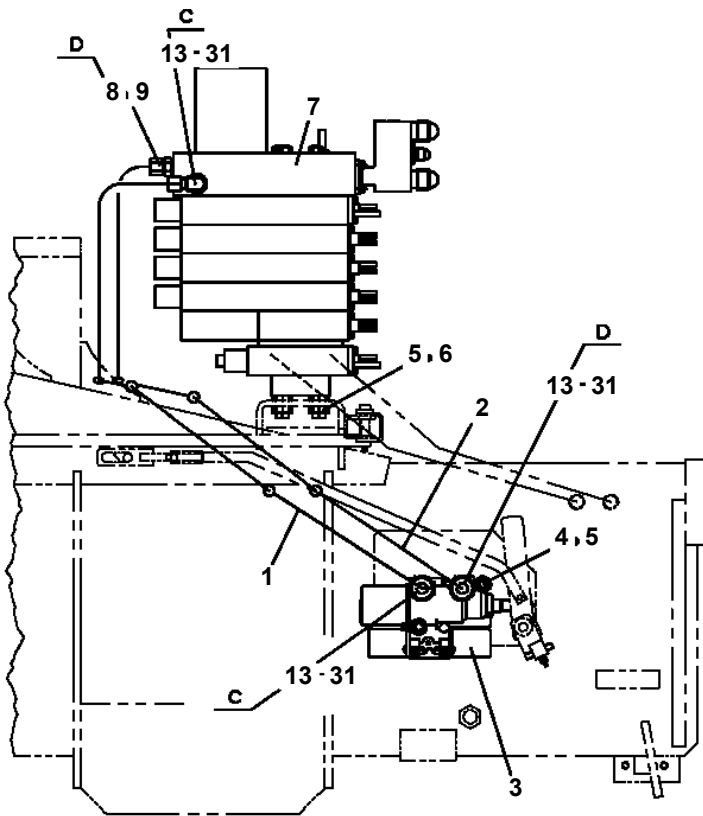
TM-ZF500 31093010020A FRAME/SL,MANUAL
PB1300430-01 JOINT,ROTARY (RING ASSY,SLIP)



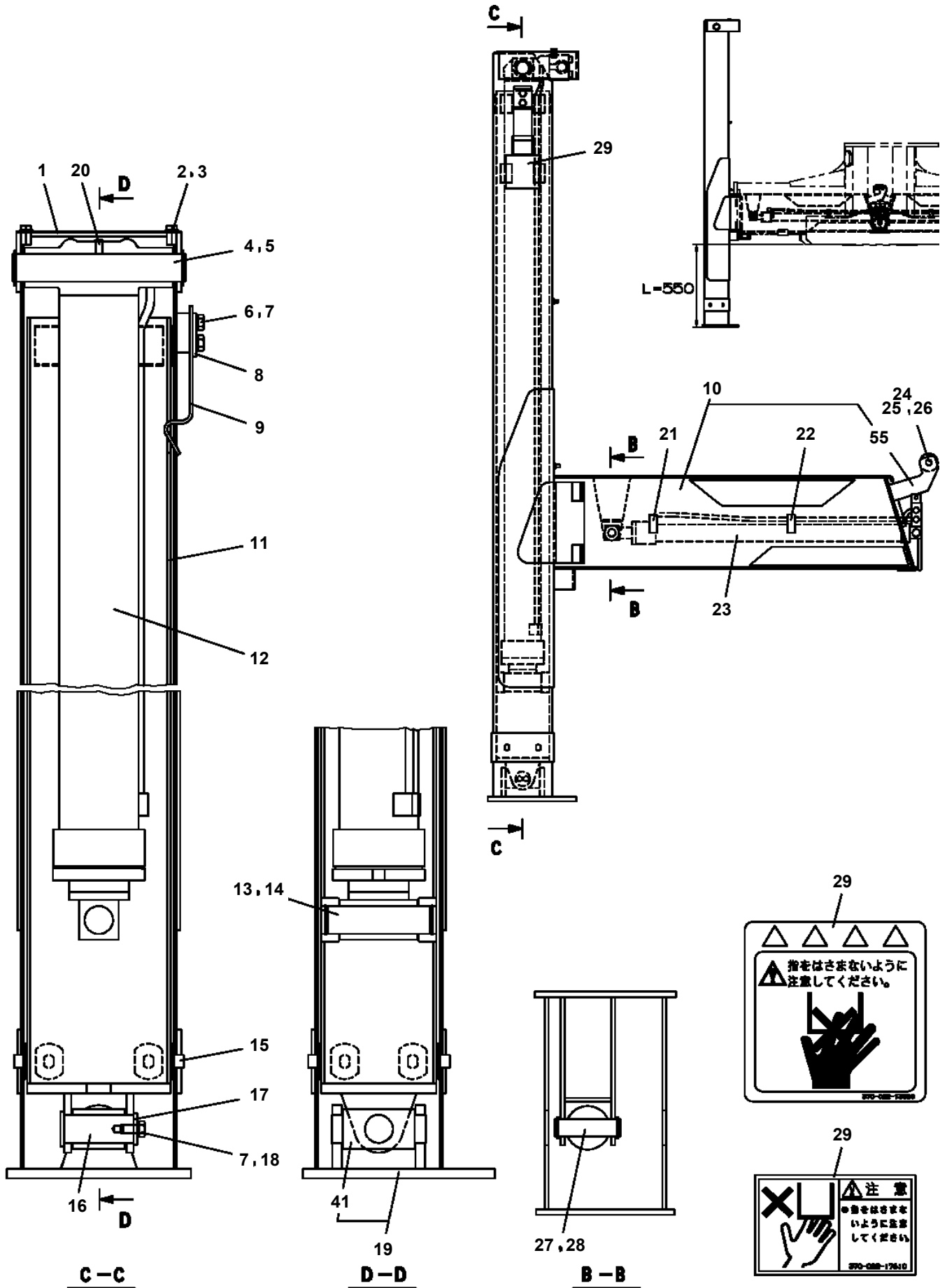
TM-ZF500 31093010020A FRAME/SL,MANUAL
PB1400210-01 PIPING,HYDRAULIC UPPER



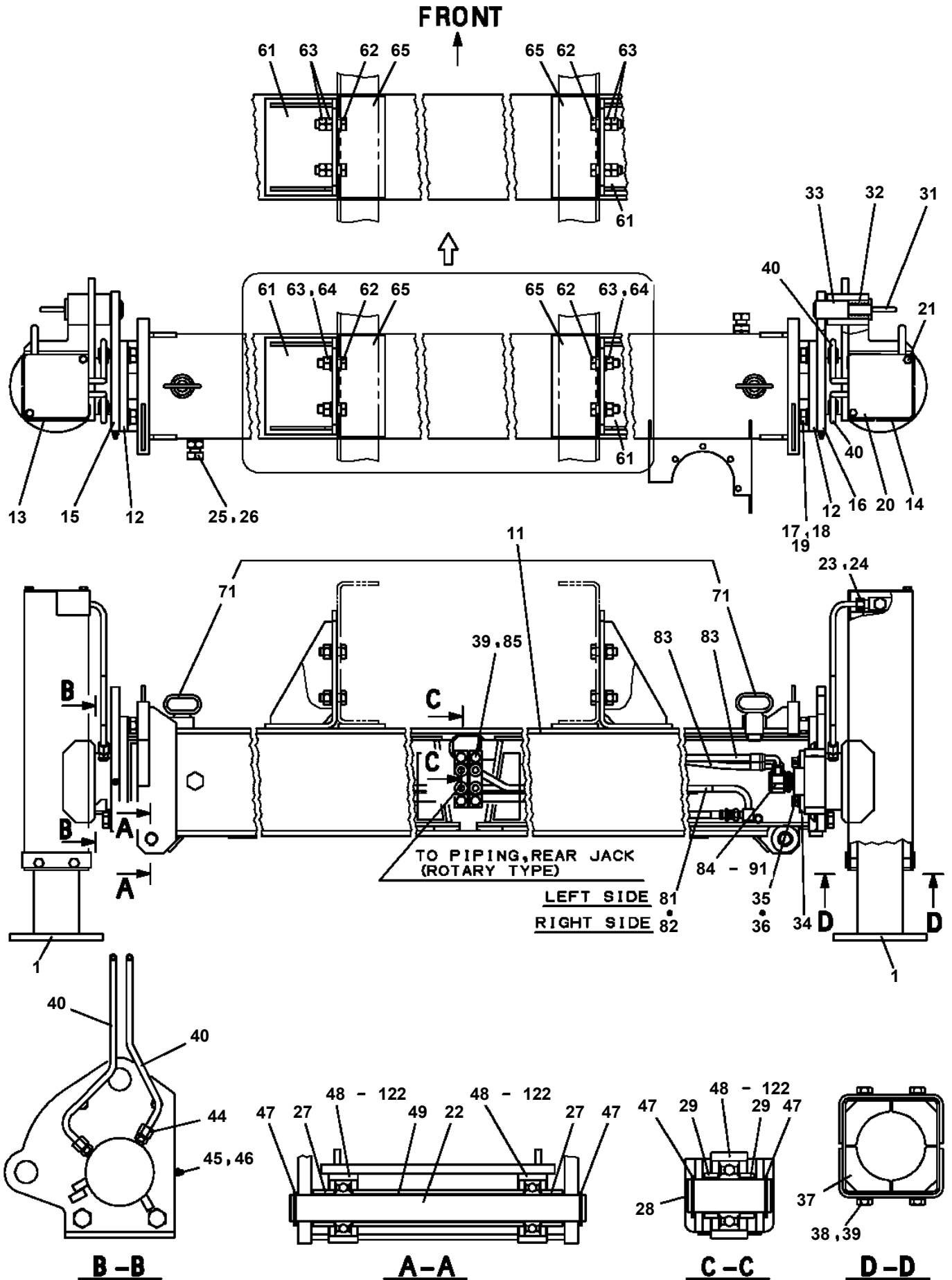
TM-ZF500 31093010020A FRAME/SL, MANUAL
PB1411942-00 PIPING, LOWER (REMOTE CONTROL VALVE)



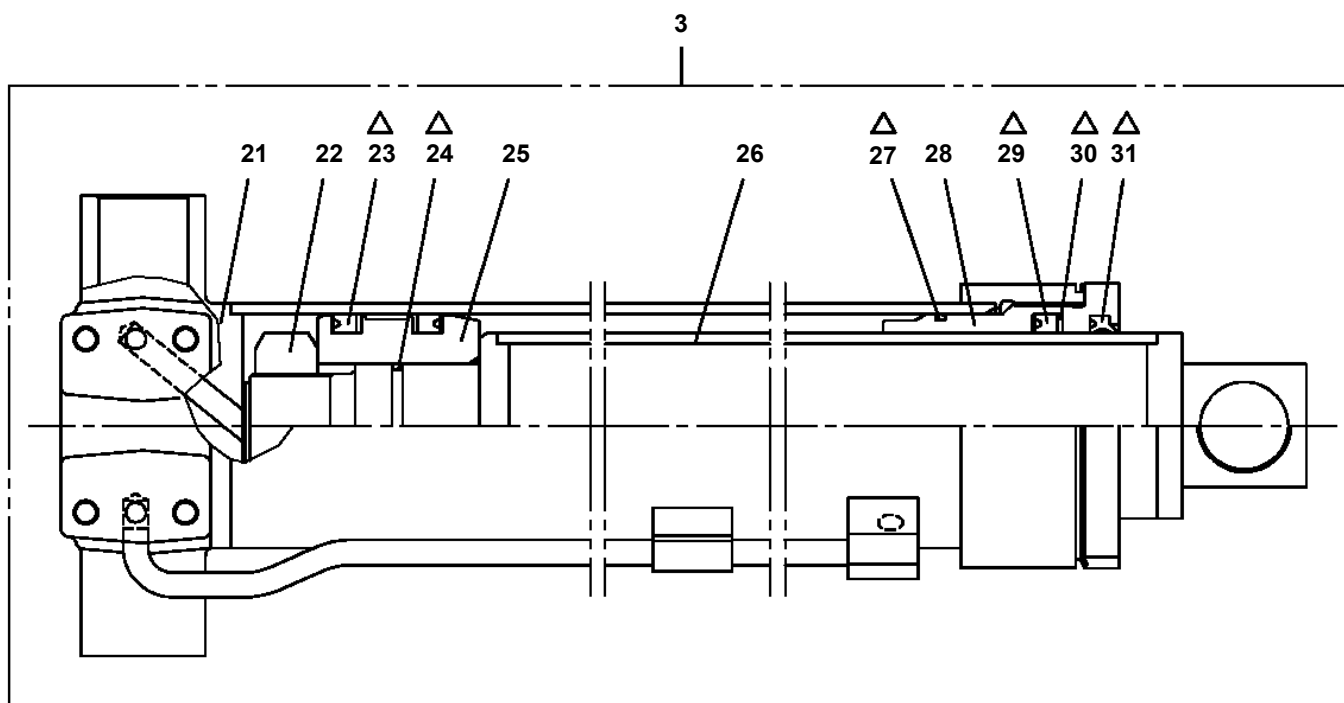
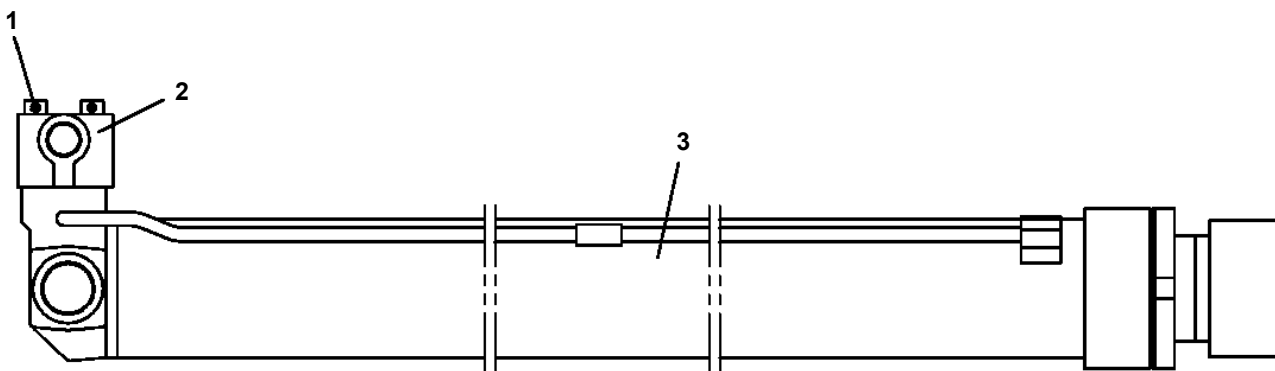
TM-ZF500 31093010020A FRAME/SL, MANUAL
 PC1010430-02 OUTRIGGER (SL.RIGHT,L=550)



TM-ZF500 31093010020A FRAME/SL, MANUAL
 PC1020005-01 OUTRIGGER, REAR (ROTARY/HIGH TRUK BED)

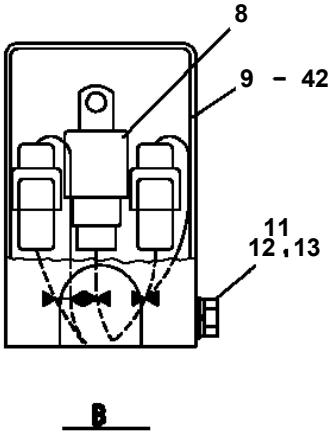
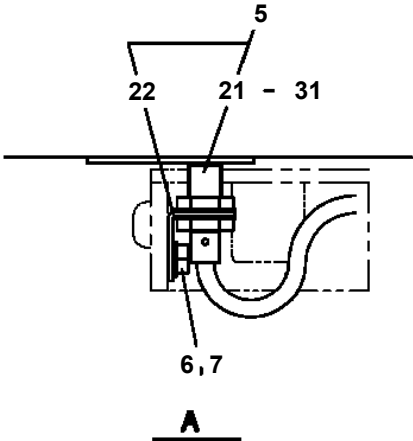
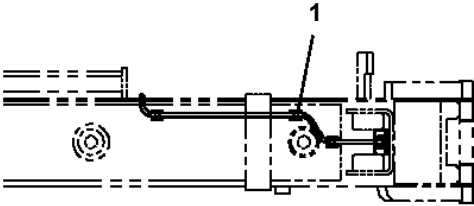
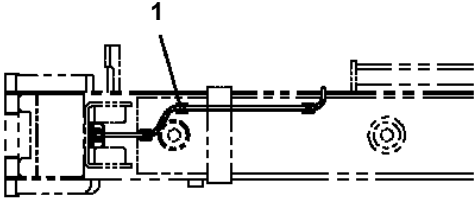
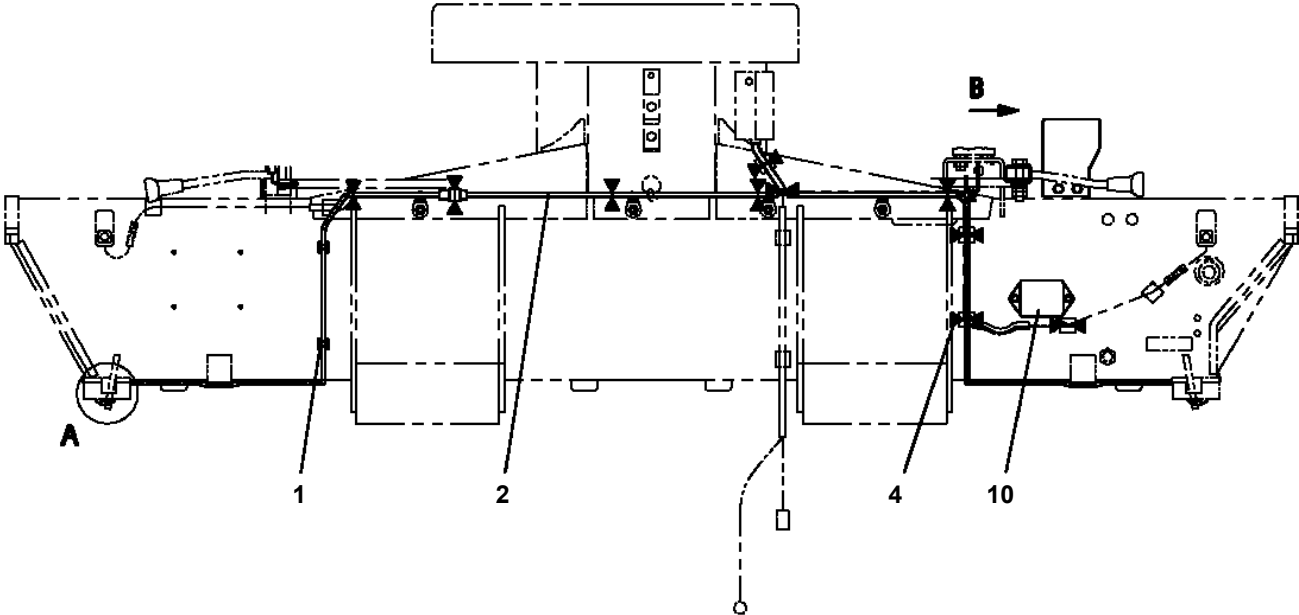
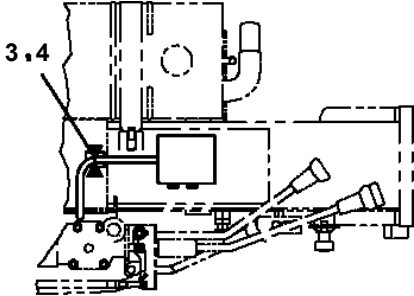


TM-ZF500 31093010020A FRAME/SL,MANUAL
PC1030206-01 CYLINDER,JACK

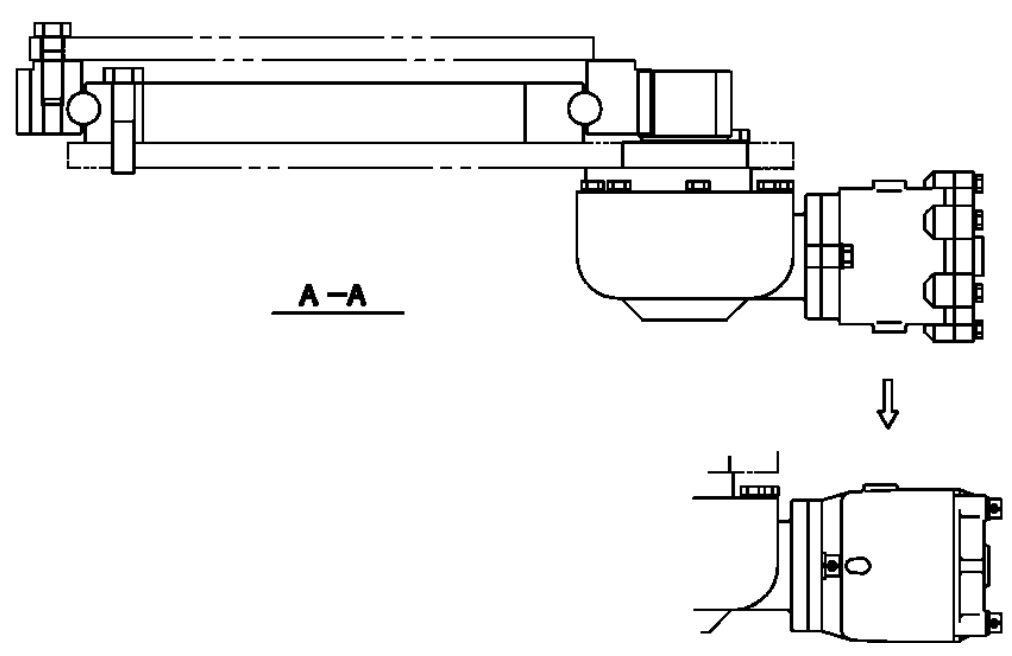
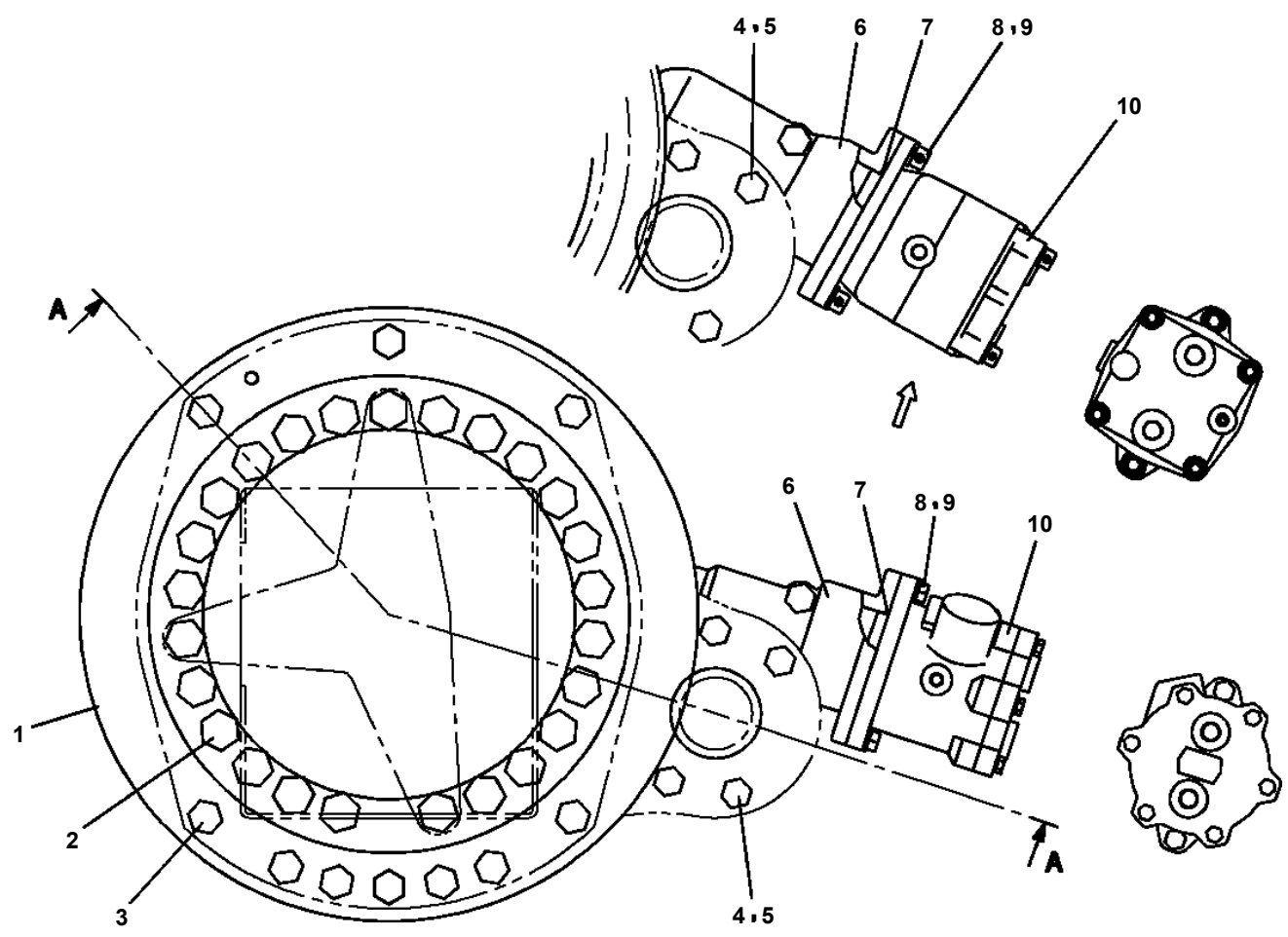


Δ:PACKING SET KEY NO. 50 (KEY NO.23,24,27,29,30,31)

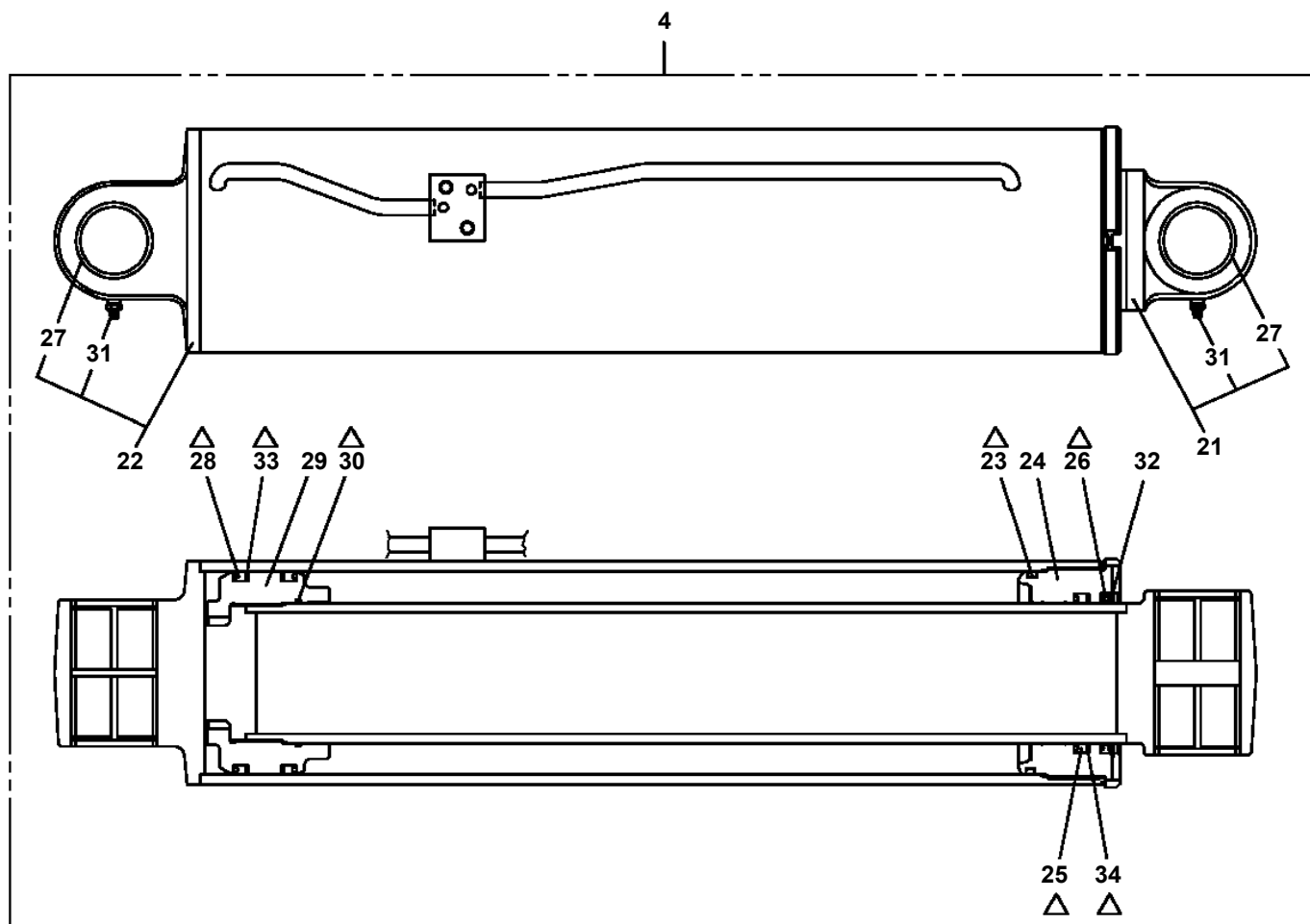
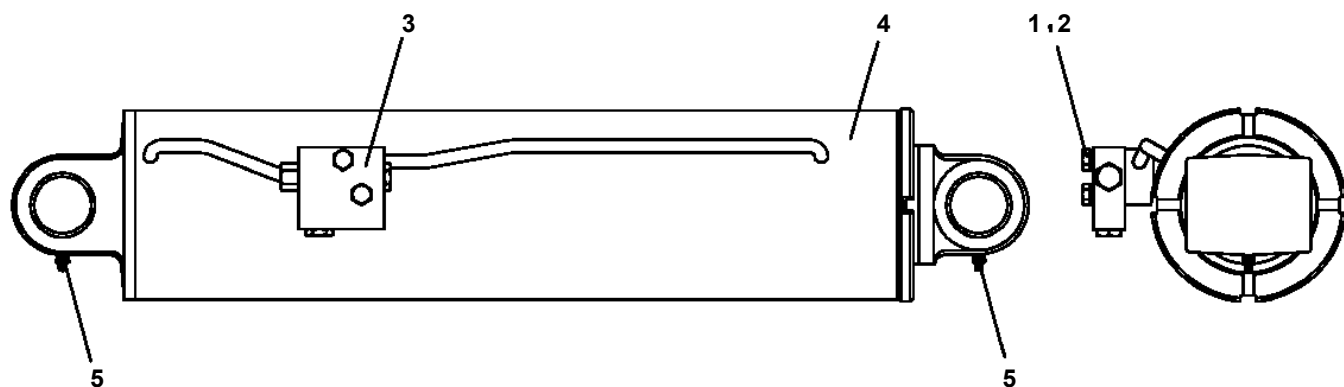
**TM-ZF500 31093010020A FRAME/SL, MANUAL
PC1190021-01 INDICATOR, OUTRIGGER**



TM-ZF500 31093010020A FRAME/SL, MANUAL
PD1010101-03 REDUCER, SWING SPEED (MOUNT)

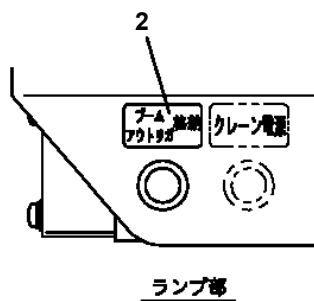
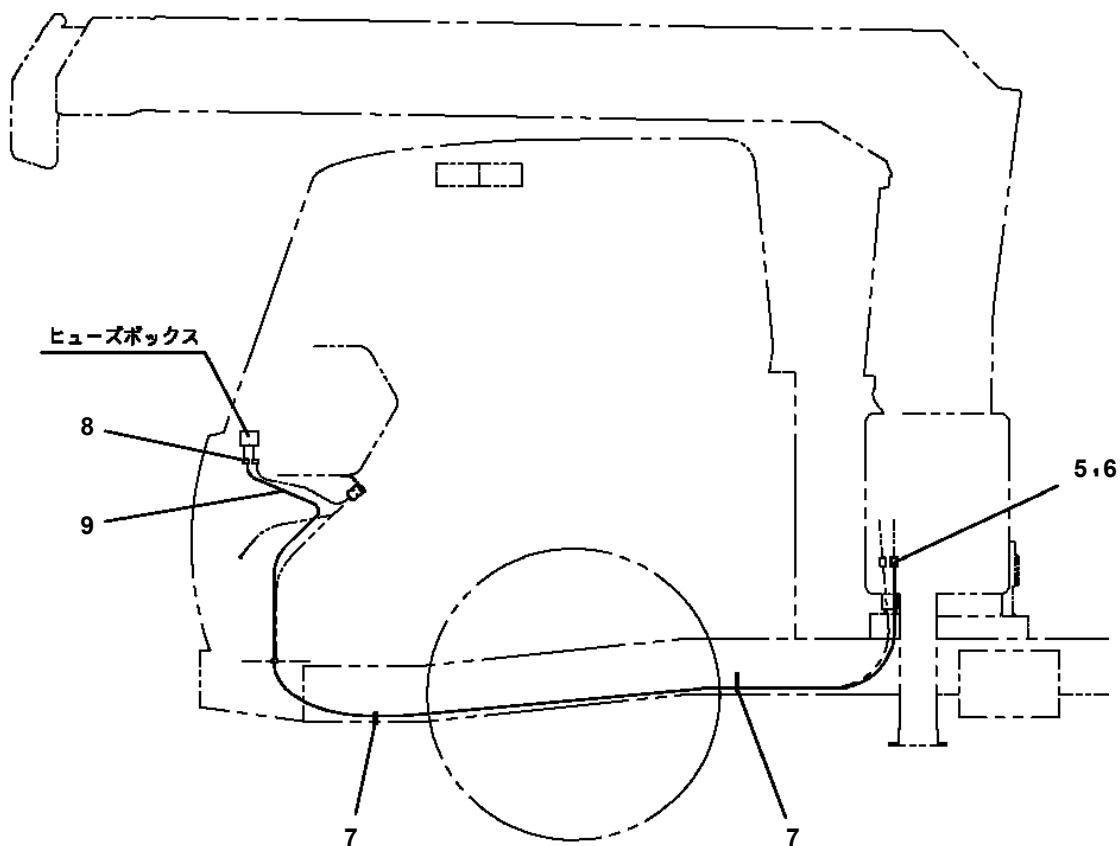


TM-ZF500 31093010020A FRAME/SL,MANUAL
 PE1010235-01 CYLINDER,ELEVATING



△:PACKING SET KEY NO.50 (KEY NO.23,25,26,28,30,33,34)

TM-ZF500 31093010020A FRAME/SL,MANUAL
PE5020098-00 ELEC.ASSY (CARRIER)



TM-ZF500 31093010020A FRAME/SL,MANUAL
PE5020103-00 ELEC.ASSY

指示番号 KEY NO.	ハイセンASSY (アウトリカ [*] カクノウワスレツイカハ [*] ーツ, プ [*] サ [*] ーツキ) ELEC.ASSY
1	ハイセンASSY (クレーンフ [*] /スイッチ) ELEC.ASSY (CRANE/SWITCH)
2	ハイセンASSY (クレーンフ [*] /ハーネス) ELEC.ASSY (CRANE/HARNESS)
3	ハイセンASSY (カソウシャリヨウフ [*]) ELEC.ASSY (CARRIER)
7	プレート ASSY, ネーム PLATE ASSY, NAME

TM-ZF500 31093010020A FRAME/SL,MANUAL

Pos No.	Parts No	Parts Name	Qty	Unit	Technical Data	Serial No (Start)	Serial No (End)	Remarks
1	36072240000	WINCH (SL 3TX1)	1					
2	36662290000	MOTOR,HYDRAULIC	1					
3	90172112035	BOLT,HEXAGON SOCKET	2		M12X35			
4	90302041201	WASHER,SPRING	2		12			
5	90101216030	BOLT	9		M16X30			
6	90302041601	WASHER,SPRING	9		16			
7	31310620100	PACKING	1					

TM-ZF500 31093010020A FRAME/SL,MANUAL

Pos No.	Parts No	Parts Name	Qty	Unit	Technical Data	Serial No (Start)	Serial No (End)
1	36072625010	CASE,GEAR	1				EH5317
	36072625080	CASE,GEAR	1			EH5318	
2	36072625020	GEAR,GEAR	1				
3	36072625030	GEAR,SPUR	1				
4	36072625040	GEAR,SPUR	1				EW0139
	36072625100	GEAR,SPUR	1			EW0140	
5	36072625050	GEAR,SPUR	1				
6	36072625060	BRAKE,DISK	1				EW0139
	36072625110	BRAKE,DISK	1			EW0140	
7	36072395030	WHEEL,RATCHET (BUSH L=14MM)	1				EW0139
	36072625120	WHEEL,RATCHET (BUSH L=17MM)	1			EW0140	
8	36071195080	LINK (RATCHET CONTROL)	1				
10	36071195100	RATCHET	1				
11	36072215050	SHAFT	1				EH5317
	36072625090	SHAFT	1			EH5318	
12	36071195120	SPRING	1				
13	36071195130	CAP	1				
14	36071195140	PIN	1				
15	36071195150	NUT	1				
16	80500006202	BEARING,BALL	1				
17	80500006212	BEARING,BALL	1				
18	80500006305	BEARING,BALL	1				
19	80500006007	BEARING,BALL	1				
20	91206048001	SEAL,OIL	1				
21	80602110620	RING,RITAINING	1		R62		
23	36071195200	O-RING	1				
24	36071195170	O-RING	1		P15		
25	80136340040	PIN,SPLIT	1		4X40		
26	36072625070	KEY	2				
27	90131508018	BOLT,HEXAGON SOCKET	6		M8X18		EW0139
	90101208018	BOLT	6		M8X18	EW0140	
28	90302040801	WASHER,SPRING	6		8		
29	80205000300	PLUG	1		PT3/8		EW0139
	80316030060	PLUG	1		PT3/8	EW0140	
33	36071195190	GAUGE,OIL	1				
34	80172304012	SCREW,MACHINE	1		M4X12		EW0139
	80172304015	SCREW,MACHINE	1		M4X15	EW0140	
35	90302040401	WASHER,SPRING	1		4		
100	36072620000	WINCH (HARTYS)	1				
101	36070441000	FACING KIT(JAPANESE)	1				
102	36070442000	FACING KIT (ENGLISH)	1				

TM-ZF500 31093010020A FRAME/SL,MANUAL
PF1010253-00 WINCH (10TON SELF WINCH)

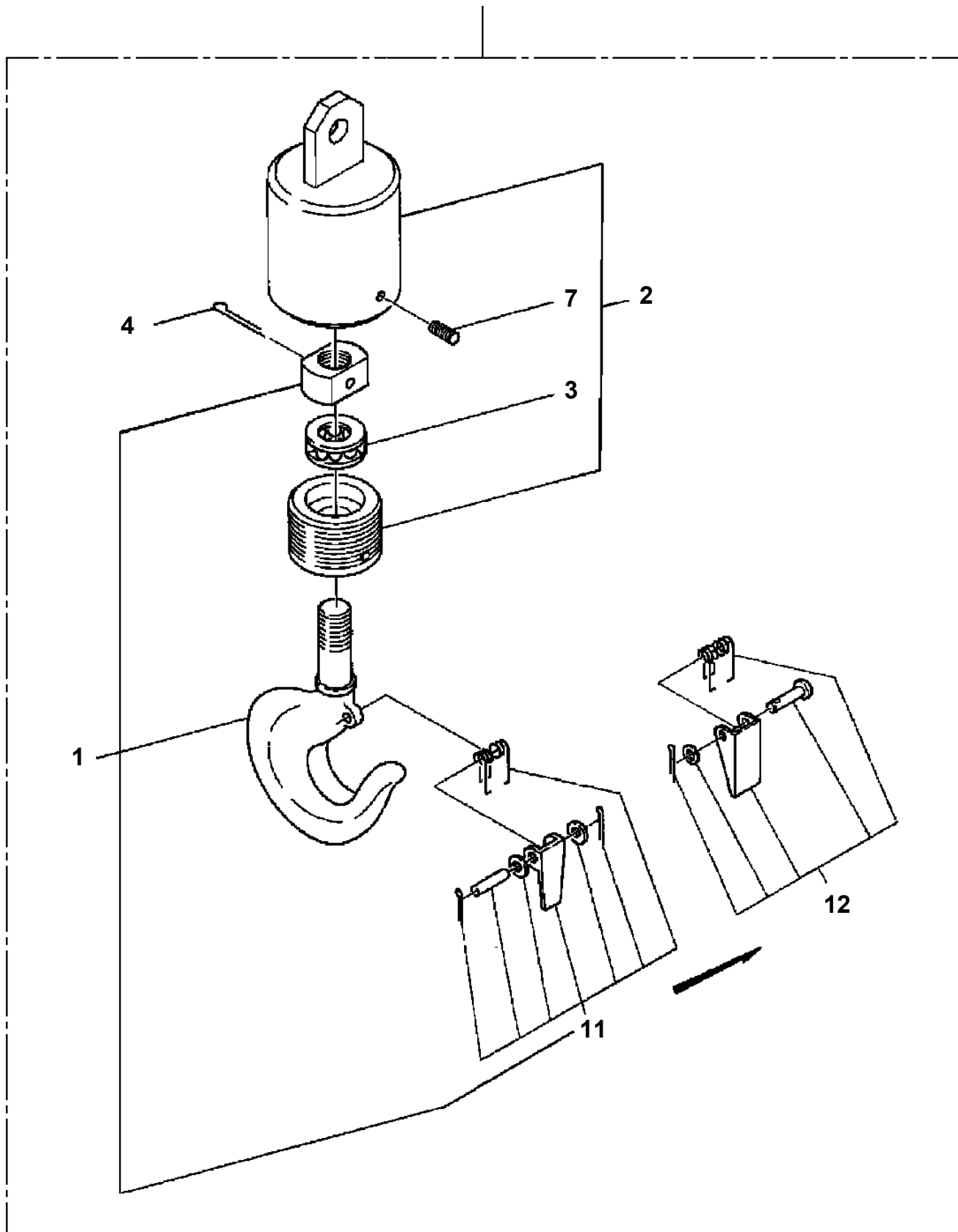
1	ウインチ WINCH
2	フック HOOK
3	オペ . ASSY , ソウサハ ^レ ルフ ^レ OPE . ASSY , CONT . VALVE
4	ハ ^レ イピ ^レ ング ^レ , ウインチ PIPING , WINCH
6	ストツハ ^レ , タイヤ STOPPER , TIRE
7	フ ^レ レートASSY , ネーム PLATE ASSY , NAME
8	ハイセンASSY ELEC . ASSY

TM-ZF500 31093010020A FRAME/SL,MANUAL
 PF1010258-01 WINCH (3TON SL WINCH,RADICON)

指示番号 KEY NO.	ウインチ (3TONセルフウインチ,ラジコンシヨウ:EH3567-) WINCH (3TON SL WINCH,RADICON:EH3567-)
1	ウインチ WINCH
2	フック HOOK
3	オペ . ASSY,ソウサハ . ルフ OPE . ASSY,CONT . VALVE
4	パイピング,ウインチ PIPING,WINCH
6	ストツパ,タイヤ STOPPER,TIRE
7	プレートASSY,ネーム PLATE ASSY,NAME
8	ハイセンASSY ELEC . ASSY
9	ラジコンコントロール RADIO CONTROL

TM-ZF500 31093010020A FRAME/SL, MANUAL
PF1050161-03 HOOK (1-PART LINE ,OPTION)

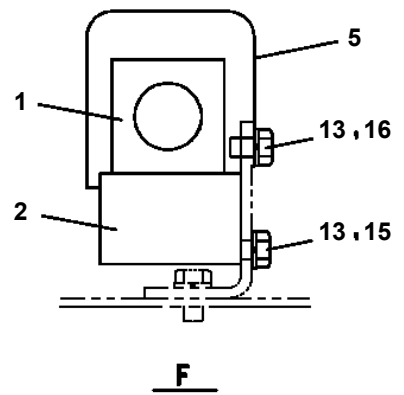
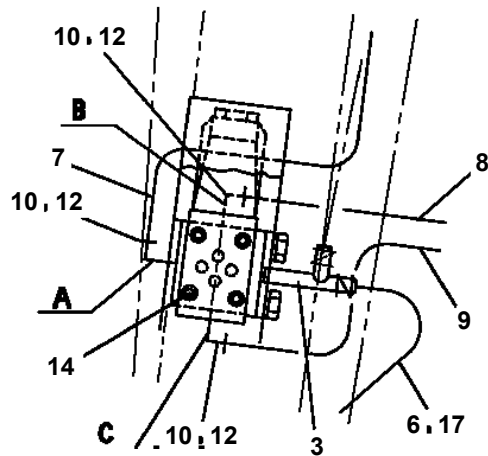
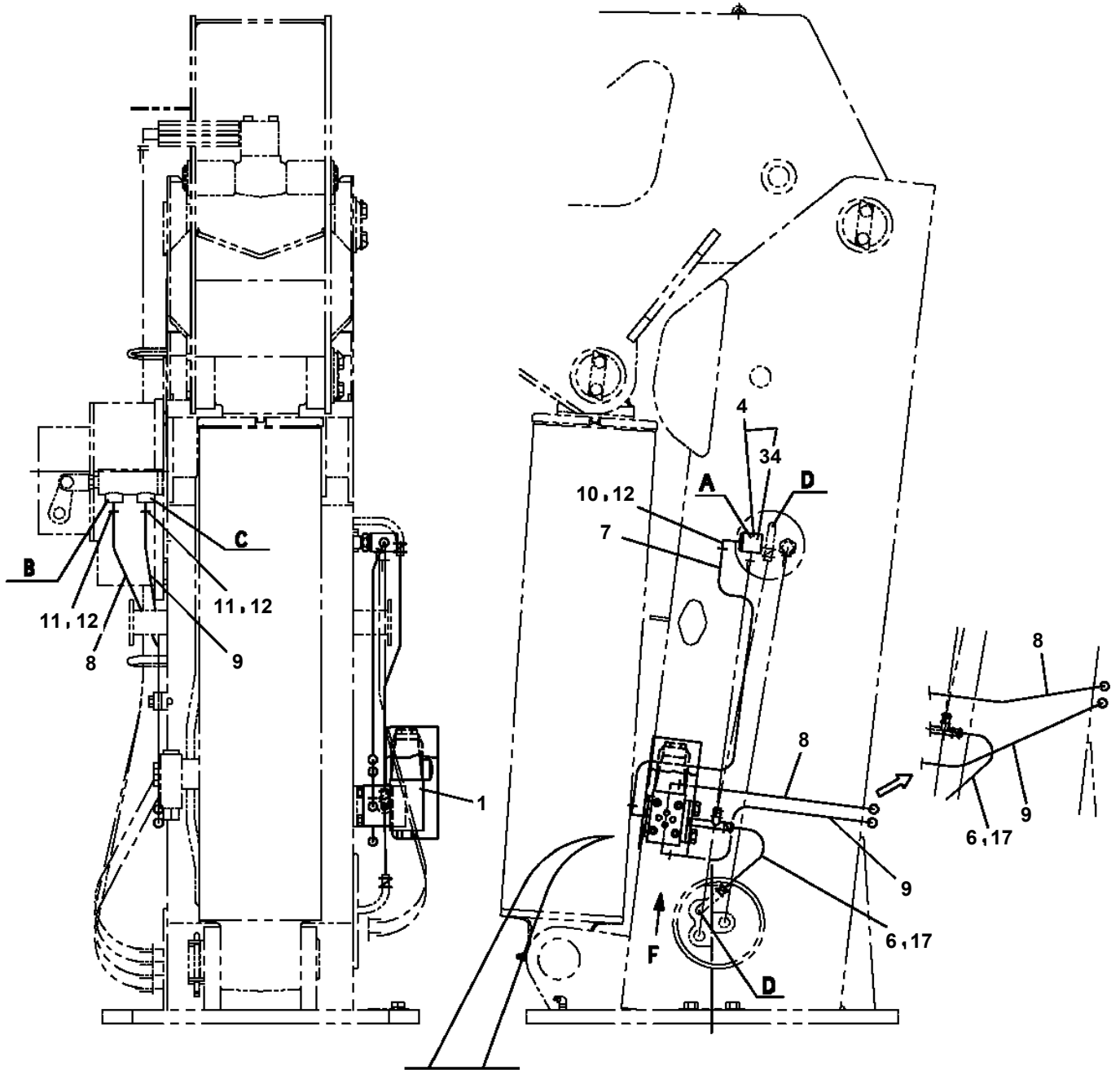
20



**TM-ZF500 31093010020A FRAME/SL,MANUAL
PF1050447-00 HOOK**

1	フック HOOK
2	プレートASSY,ネーム PLATE ASSY,NAME

**TM-ZF500 31093010020A FRAME/SL, MANUAL
PF1200191-01 PIPING, WINCH (DRUM FREE)**



TM-ZF500 31093010020A FRAME/SL,MANUAL

Pos No.	Parts No	Parts Name	Qty	Unit	Technical Data	Serial No (Start)	Serial No (End)	F
1	36130235010	PLATE (BASE)	1					
2	36130925010	CASE	1					
3	36130595010	DRUM ASSY	1					
4	36130805020	COVER	1					
5	31370105030	PACKING	1					
6	31370005030	PACKING	1					
7	32360005220	PACKING	1					
8	36131265010	BRACKET	1					
9	33371277520	CONTACTOR ASSY	1					
10	36130235060	POTENTIOMETER	1					
11	32360005170	CLAMP (CORD)	1					
12	36130045090	CLIP (NYLON)	1					
13	32360005150	CLIP (NYLON)	1					
14	36130235070	GEAR (A)	1					
15	36130875010	GEAR (B)	1					
16	36130675020	TERMINAL	3					
17	36130675030	TERMINAL	3					
18	36130805010	CABLE ASSY (WITH CONNECOTR)	1		L=2950			
19	31370005080	GUIDE (CORD)	1					
20	82100000969	PLUG	1					
21	82100002282	CONNECTOR	1					
22	32360005050	RING,SLIP	1					
23	82100002290	CONNECTOR	1					
24	82100001406	CONNECTOR (SEAL)	1					
25	82100002332	PLUG	1					
26	82100002328	PLUG	1					
27	82100002258	TERMINAL	6					
35	82100000080	CORD (1-LINE)	14	M				
60	36130800000	DETECTOR,BOOM LENGTH	1					

TM-ZF500 31093010020A FRAME/SL,MANUAL

Pos No.	Parts No	Parts Name	Qty	Unit	Technical Data	Serial No (Start)	Serial No (End)	Remark
1	36131740000	DETECTOR,BOOM LENGTH	1					
2	90186206010	BOLT,FLANGE	4		M6X10			
3	90303070601	WASHER,PLAIN	3		6			

TM-ZF500 31093010020A FRAME/SL,MANUAL

Pos No.	Parts No	Parts Name	Qty	Unit	Technical Data	Serial No (Start)	Serial No (End)
1	31360373101	SUPPORT	1				
2	90201200600	NUT	2		M6		
3	90302040601	WASHER,SPRING	6		6		
4	31360203201	SUPPORT	1				
5	90101206010	BOLT	2		M6X1.0		
6	31360203301	COVER	1				
7	82401600506	CLAMP	1		D6.5		
8	31360203400	SWITCH ASSY	1				
9	31360373400	PLATE	1				
10	31360373201	PLATE	1				
11	31360203600	PLATE	1				
12	90303070601	WASHER,PLAIN	2		6		
13	80192486014	SCREW,MACHINE (WITH WASHER)	2		M6X14		
14	31360373300	PLATE	1				
15	90101206030	BOLT	2		M6X30		
31	82108101090	SWITCH	1				

TM-ZF500 31093010020A FRAME/SL,MANUAL

Pos No.	Parts No	Parts Name	Qty	Unit	Technical Data	Serial No (Start)	Serial No (End)	Remarks	Pages
100	31478092100	HARNESS	1						

CLICK HERE TO **DOWNLOAD** THE COMPLETE MANUAL

- Thank you very much for reading the preview of the manual.
- You can download the complete manual from: www.heydownloads.com by clicking the link below



- Please note: If there is no response to CLICKING the link, please download this PDF first and then click on it.

CLICK HERE TO **DOWNLOAD** THE COMPLETE MANUAL

TM-ZF500 31093010020A FRAME/SL,MANUAL

Pos No.	Parts No	Parts Name	Qty	Unit	Technical Data	Serial No (Start)	Serial No (End)	Rema
23	36662385020	KEY	1					
32	36661665010	SEAL,OIL	1					
34	36662425010	RING,BACKUP	9					
49	36662425020	O-RING	9					
50	36661665020	O-RING	1		G110			
80	36662425030	SEAL KIT	1					
100	36662420000	MOTOR,HYDRAULIC (SWING)	1					

TM-ZF500 31093010020A FRAME/SL,MANUAL

Pos No.	Parts No	Parts Name	Qty	Unit	Technical Data	Serial No (Start)	Serial No (End)	Remarks
1	36642765010	NUT	1					
2	91001102100	O-RING	1		1A P21			
3	36642765020	CORE ASSY (SOLENOID)	1					
4	36642765030	COIL,SOLENOID	1					
6	36642765040	PACKING	1					
7	36642765050	O-RING	2					
	36642765050	O-RING	1			EW1760		
8	36642765060	WASHER (CENTER)	2					
	36642765060	WASHER (CENTER)	2			EW1760		
10	91000501200	O-RING	4					
	91000501200	O-RING	4			EW1760		
13	36642765080	SPRING	2					
	36642765080	SPRING	2			EW1760		
14	36642765070	PLUG	1					
	36642765070	PLUG	1			EW1760		
31	36741765010	NUT	1			EW1760		
32	36741765020	O-RING	1			EW1760		
33	36741765030	CORE ASSY (SOLENOID)	1			EW1760		
34	36643435040	PIN,SPRING	4			EW1760		
35	36648475110	O-RING	1			EW1760		
41	36644965010	O-RING	1			EW1760		
44	36642765110	COIL,SOLENOID	1			EW1760		
50	36642760000	VALVE,SOLENOID	1					

TM-ZF500 31093010020A FRAME/SL,MANUAL

Pos No.	Parts No	Parts Name	Qty	Unit	Technical Data	Serial No (Start)	Serial No (End)	Remarks	Pa
1	80302120040	FITTING	1		POA08PF1/4				
2	91002801100	O-RING	2		1B P11				
4	36624670300	PIN	1						
5	12515186000	SPRING	1						
8	91002800700	O-RING	1		1B P7				
9	80302120060	FITTING	1		POA10PF1/4				
10	80400160206	JOINT	1						
50	36624670000	VALVE,PILOT CHECK	1						

TM-ZF500 31093010020A FRAME/SL,MANUAL

Pos No.	Parts No	Parts Name	Qty	Unit	Technical Data	Serial No (Start)	Serial No (End)	Remarks
1	36672590000	FILTER,OIL (CARTRIDGE)	1					

TM-ZF500 31093010020A FRAME/SL,MANUAL

Pos No.	Parts No	Parts Name	Qty	Unit	Technical Data	Serial No (Start)	Serial No (End)
1	36683370000	METER,LOAD (3.2TON KUSABA/ENGLISH)	1				

TM-ZF500 31093010020A FRAME/SL,MANUAL

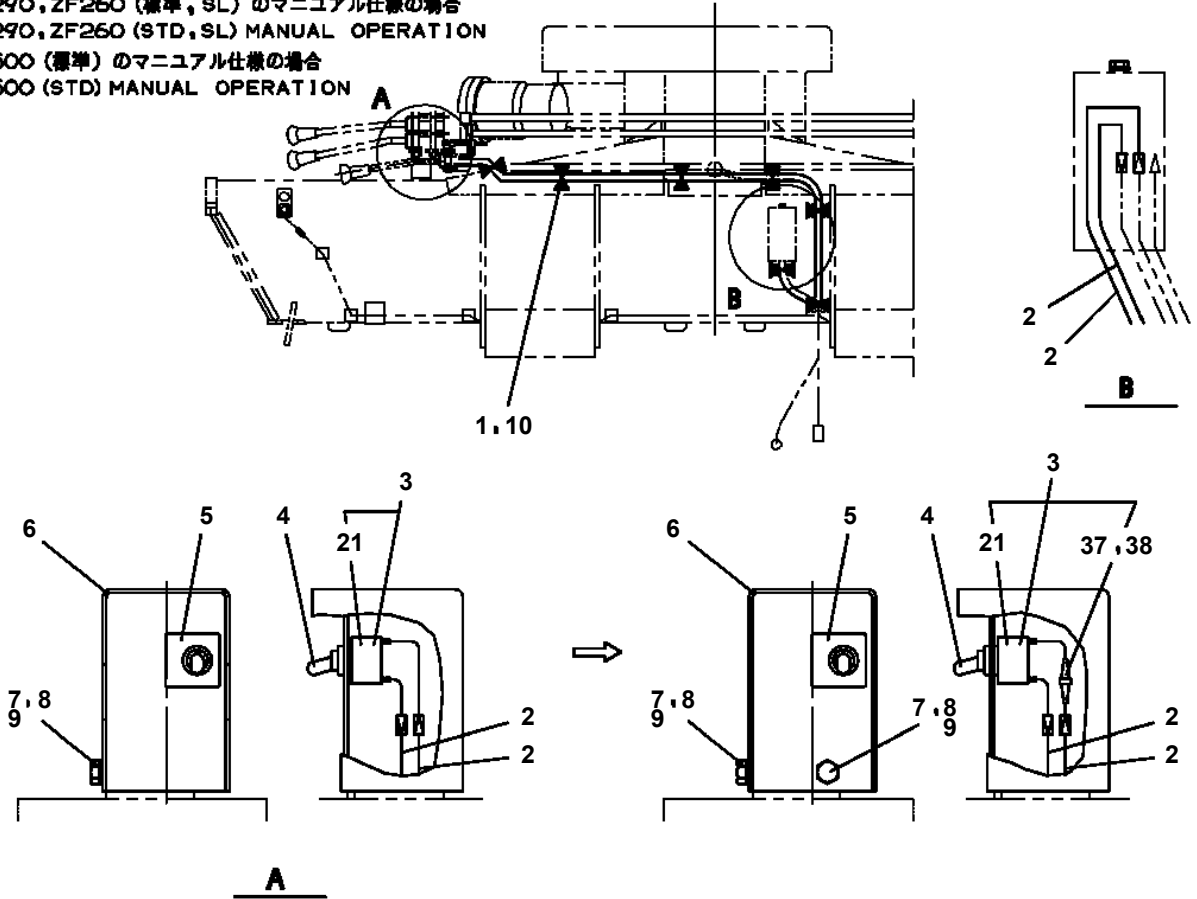
Pos No.	Parts No	Parts Name	Qty	Unit	Technical Data	Serial No (Start)	Serial No (End)	Remarks	F
1	31622260100	FRAME ASSY	1						
2	82459103000	NIPPLE,GREASE	1		C-PT1/8				
3	82400000459	CAP	1						
4	31621022000	FRAME	1						
5	37000562190	PLATE	1						
6	80601111100	RING,RITAINING	1		S110				
7	90203201600	NUT	2		M16				
8	90101216045	BOLT	2		M16X45				
9	90171108018	BOLT	8		M8X18				
10	90303070801	WASHER,PLAIN	16		8				
11	90302040801	WASHER,SPRING	16		8				
12	31622042200	SPACER	4						
13	31622042300	SHIM	20		T=0.5				
	31622042300	SHIM	8		T=0.5	EH2454		EH2453	
14	90101208012	BOLT	8		M8X12				
	90101208014	BOLT	8		M8X14	EH2491		EH2490	
15	82466003005	INSULATOR	4						
16	31621962100	SUPPORT	4						
17	31621962200	PLATE	12		T=0.5				
18	37000161010	PIN	2						
19	80530000225	BEARING,BALL (KOYO)	4						
	31620582020	BEARING,BALL (KOYO)	4			EW9478		EW9477	
20	37000309980	SPACER	2		L=60				
21	19114207000	KNOB (BLACK)	2						
22	31622260200	LEVER	1						
23	37000130970	PIN	2		L=24				
24	80136320010	PIN,SPLIT	2		2X10				
25	31622110300	PIN	2						
26	37001200720	SPRING	2						
27	82400000470	LEVEL	1						
28	80183306016	SCREW,MACHINE	1		M6X16				
29	90302040601	WASHER,SPRING	1		6				
30	90303070601	WASHER,PLAIN	1		6				
31	31622260300	LEVER	1						
33	31622202200	SHIM	4		T=1.6	EH2454			
48	31621961230	SUPPORT	2					EH4562	
	31621961290	SUPPORT	2			EH4563			

TM-ZF500 31093010020A FRAME/SL,MANUAL

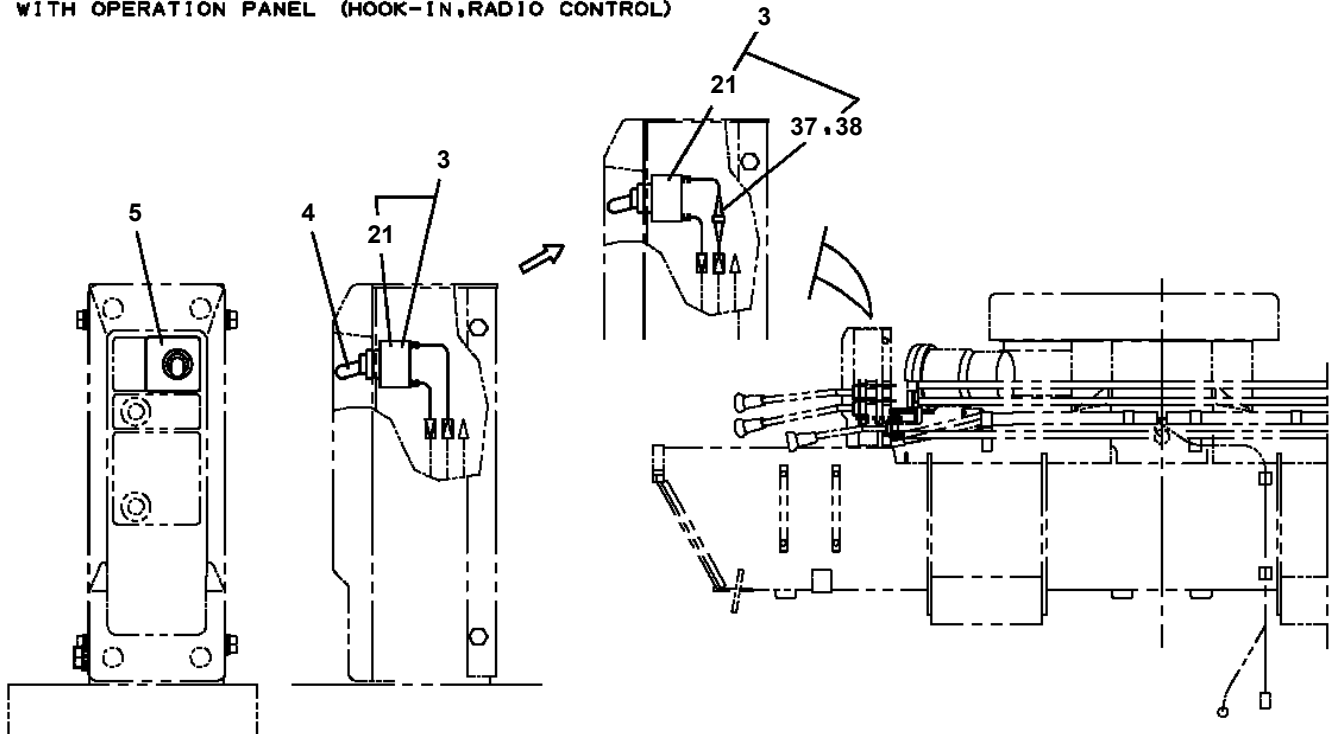
Pos No.	Parts No	Parts Name	Qty	Unit	Technical Data	Serial No (Start)	Serial No (End)	Remarks	Pages
1	37000105610	PIN	4		L=18				
2	80620210050	PIN,SNAP	4						
3	37000160130	PIN ASSY	1						
4	80136340020	PIN,SPLIT	1		4X20				
5	31322050500	KNOB (BLACK)	2				EH2053		
	31322050510	KNOB (BLACK)	2			EH2054			
6	31322160100	LEVER	1				EH2053		
	31322160101	LEVER	1			EH2054			
7	31322160200	LEVER	1				EH2053		
	31322160201	LEVER	1			EH2054			
8	31322160150	FORK	1						
9	31322490100	PLATE	1						
10	37000306130	SPACER	1		L=8	EH3567			
21	80136340020	PIN,SPLIT	1		4X20				
22	37000160140	PIN	1						

**TM-ZF500 31093010020A FRAME/SL,MANUAL
PN1011422-02 ELEC.ASSY (LOWER,LAMP)**

(ZF300 (標準, SL) のマニュアル仕様の場合
ZF300 (STD, SL) MANUAL OPERATION
(ZF290, ZF260 (標準, SL) のマニュアル仕様の場合
ZF290, ZF260 (STD, SL) MANUAL OPERATION
(ZF500 (標準) のマニュアル仕様の場合
ZF500 (STD) MANUAL OPERATION



操作パネルがある場合 (フックイン, 及びラジコン仕様)
WITH OPERATION PANEL (HOOK-IN, RADIO CONTROL)

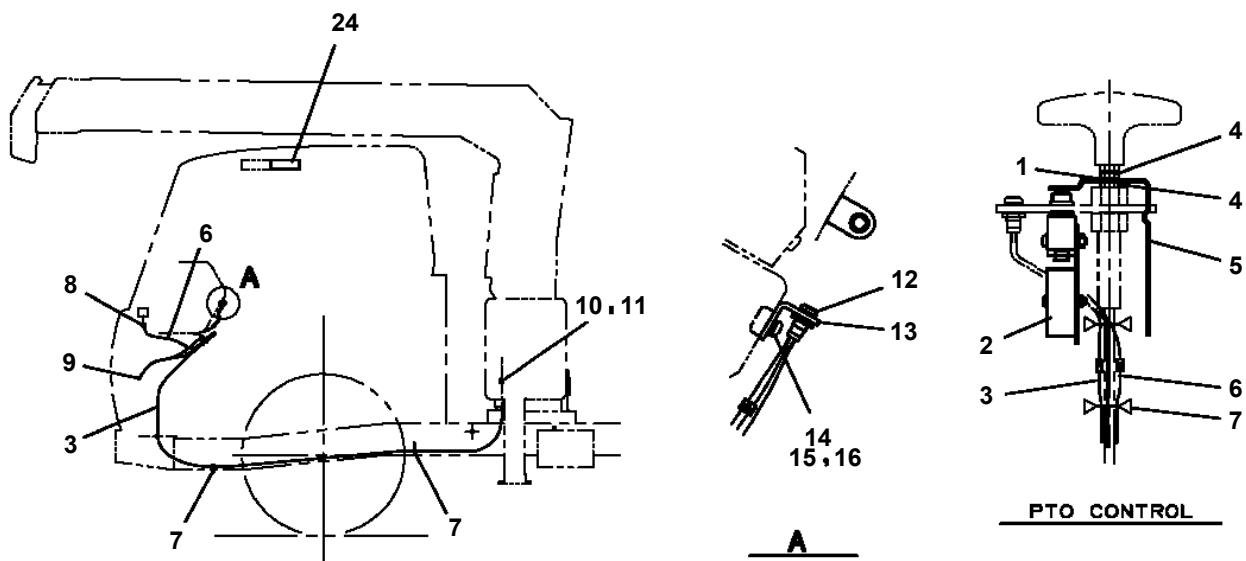


TM-ZF500 31093010020A FRAME/SL,MANUAL

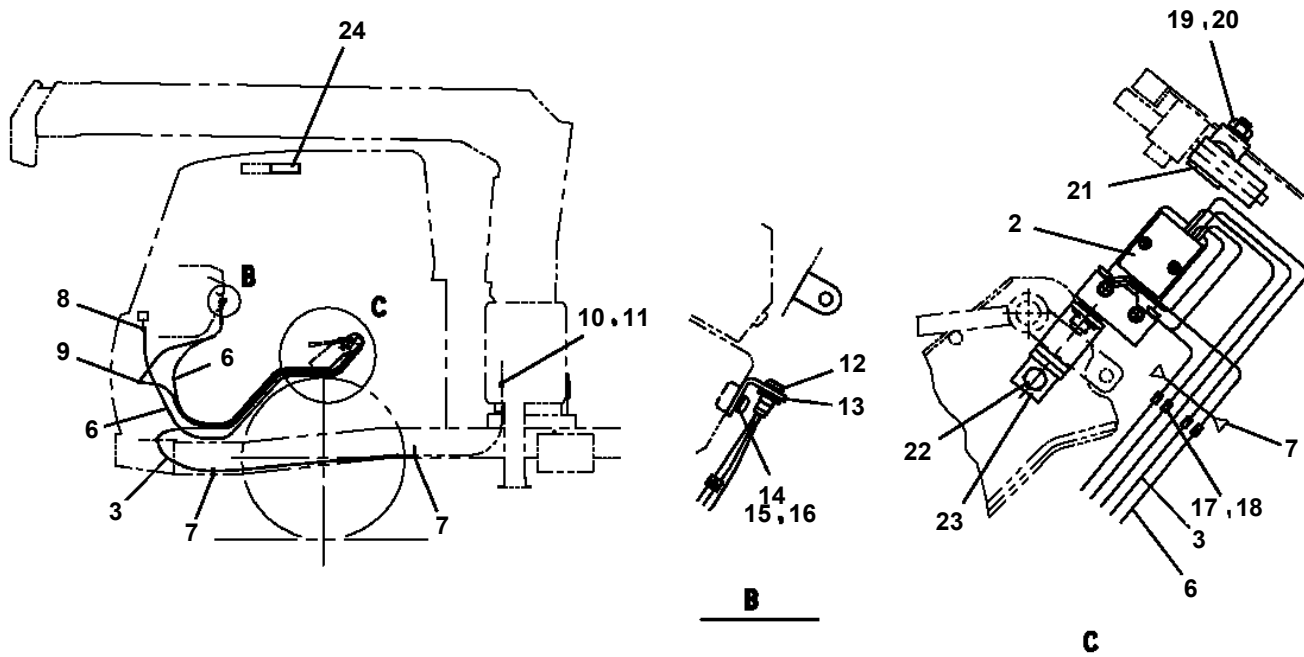
Pos No.	Parts No	Parts Name	Qty	Unit	Technical Data	Serial No (Start)	Serial No (End)	Remarks	Page
1	31473460300	HARNES (RED)	1		L=1600				
2	91810130240	FASTENER	12						
3	31473472100	HARNES (RED)	1		L=3000				
4	82401601002	CLAMP	1						
5	31650690200	PLATE	2		T=9				
6	36160670000	REEL,CORD	1						000
7	90102206014	BOLT	5		M6X14				
8	90302040601	WASHER,SPRING	5		6				
9	90303070601	WASHER,PLAIN	4		6				
10	32200156090	SUPPORT	5						
11	82165904030	LAMP	1		24V 45W				
12	90201201000	NUT	1		M10				
13	90302040201	WASHER,SPRING (2)	1						
14	90813108020	BOLT,WING	1		M8X20				
15	90309331201	WASHER	2		L12				
16	90303071201	WASHER,PLAIN	1		12				
17	80136325025	PIN,SPLIT	1		2.5X25				
18	90236201200	NUT,CASTLE	1		2H M12				
19	31650690500	LEVER	1						
20	31650690400	SUPPORT	1						
21	31650690300	SUPPORT	1						
22	90201200600	NUT	1		M6				
23	82100000191	TERMINAL	1						
24	82100000183	INSULATOR	1						
31	82166025550	BULB,LAMP	1		24V 45W				
32	82100002850	LENS	1						

**TM-ZF500 31093010020A FRAME/SL,MANUAL
PN1011777-00 ELEC.ASSY (ALARM,LOWER)**

TYPE A



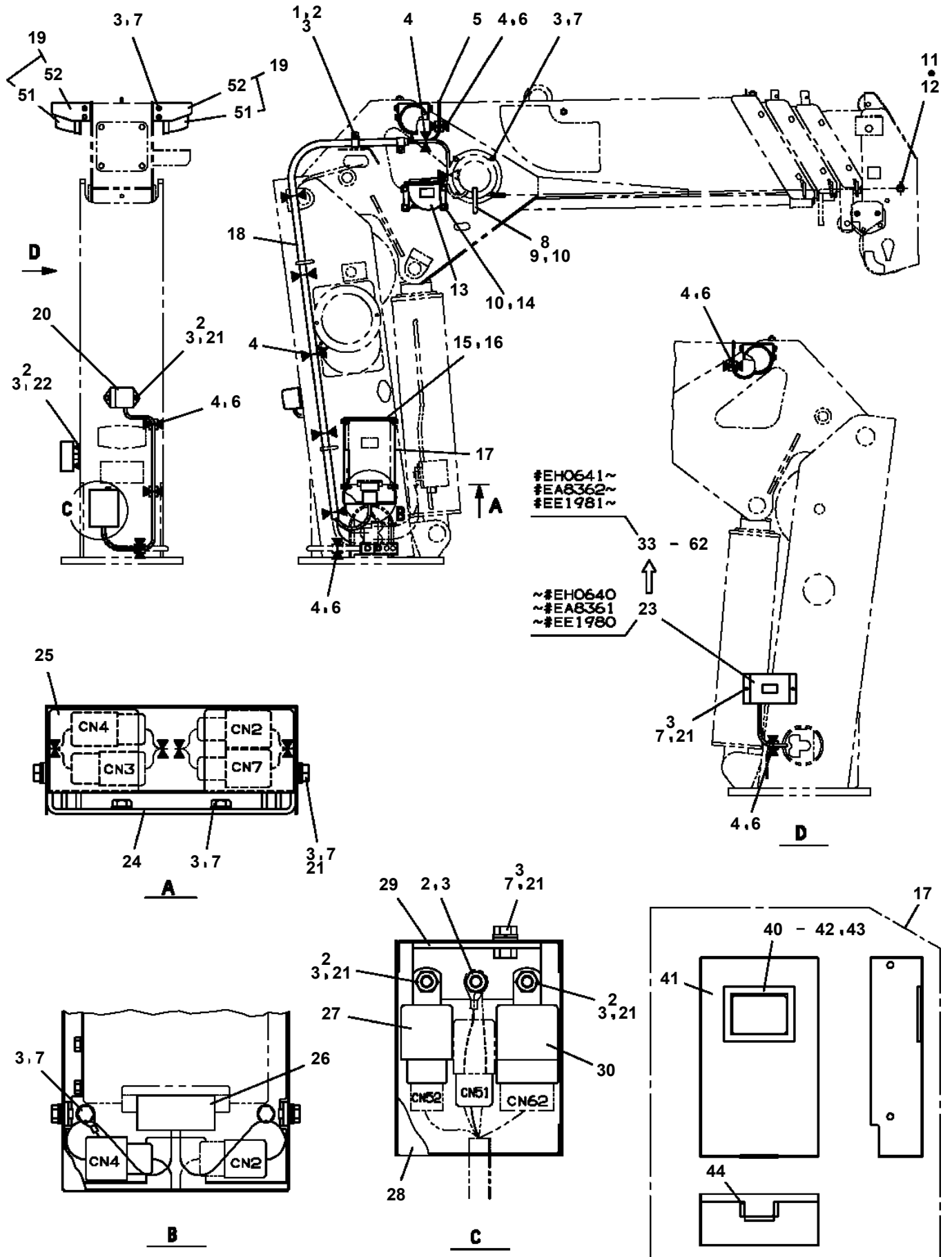
TYPE B



TM-ZF500 31093010020A FRAME/SL,MANUAL

Pos No.	Parts No	Parts Name	Qty	Unit	Technical Data	Serial No (Start)	Serial No (E
2	36800174100	BOX	1				
3	36800174201	SUPPORT	1				
4	90101210016	BOLT	2		M10X16		
5	90302041001	WASHER,SPRING	2		10		
6	80182306016	SCREW,MACHINE	4		M6X16		
7	90303100601	WASHER,PLAIN	5		6		
8	90201200600	NUT	4		M6		
9	31652830300	SUPPORT	1				
10	36800174300	PLATE,CAUTION	1				
11	90101208020	BOLT	2		M8X20		
12	90302040801	WASHER,SPRING	4		8		
13	90201200800	NUT	2		M8		
14	90101206010	BOLT	2		M6X1.0		
15	90302040601	WASHER,SPRING	2		6		
16	31652830200	HARNES	1				
17	82401601002	CLAMP	12				
18	91810130240	FASTENER	14				
19	90101208012	BOLT	2		M8X12		
20	82100002004	CLAMP	1		WR8		
21	31652320200	PLATE	1				
22	31394860300	PLATE,CAUTION	1				
31	31651771700	PANEL	1				
33	31652831100	PLATE,NAME	1				
34	82197600103	CAP (RED)	1				
35	82109862072	SWITCH	1				
36	82141830005	CABLE	15	M	6DX5X0.75		
37	82100001408	CONNECTOR (SEAL)	1				
38	82114203060	CONNECTOR (CAP)	1				
39	82121502060	PLATE	1				
40	82111203020	TERMINAL	5				
41	82121501020	PLUG	5				
42	82121501040	PLUG	1				
43	42433333300	LAMP ASSY (RED)<24V)	1				
51	90101206014	BOLT	2		M6X14		
52	90303070601	WASHER,PLAIN	4		6		
53	31652830110	COVER	1				
54	90302040601	WASHER,SPRING	1		6		
55	90201200600	NUT	2		M6		
56	82100002596	RELAY	1				
57	82100002597	RELAY	1				
65	82100002462	LAMP,PILOT (RED)	1				
81	36800175090	COVER (UPPER)	1				
91	82109860005	CONTACTOR (STOP-HIGH SPEED)	1				
94	82109860004	CONTACTOR (WINCH UP-WINCH DOWN)	1				
101	31651752300	SWITCH ASSY (MATSUSHITA)	1				
102	31652112300	SWITCH ASSY (NIHON AUTOMATIC)	1				
111	82101429240	SWITCH,PUSH (GREEN)	1				
121	82101940110	SWITCH,PUSH	1				

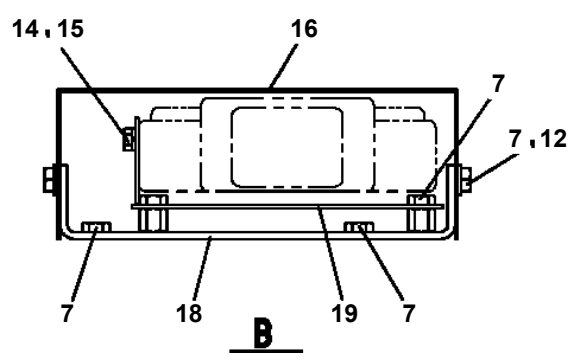
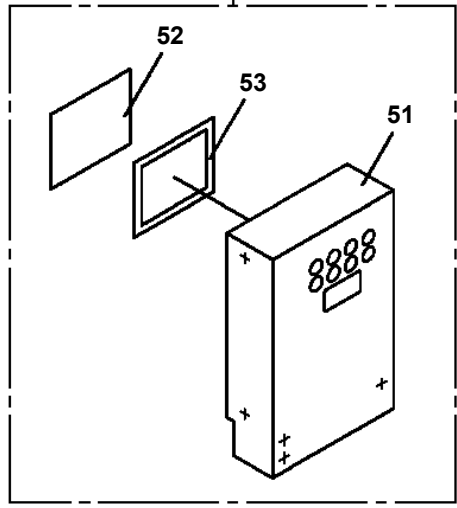
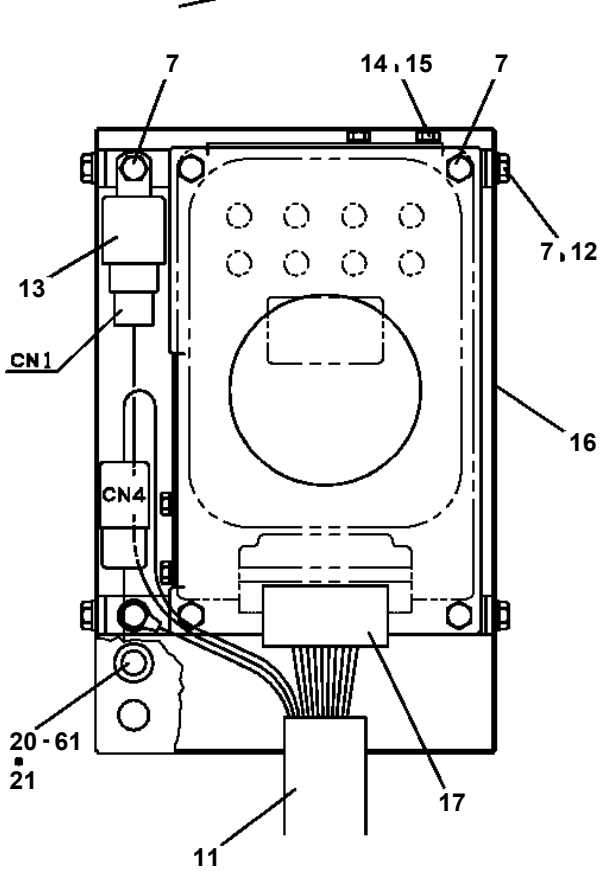
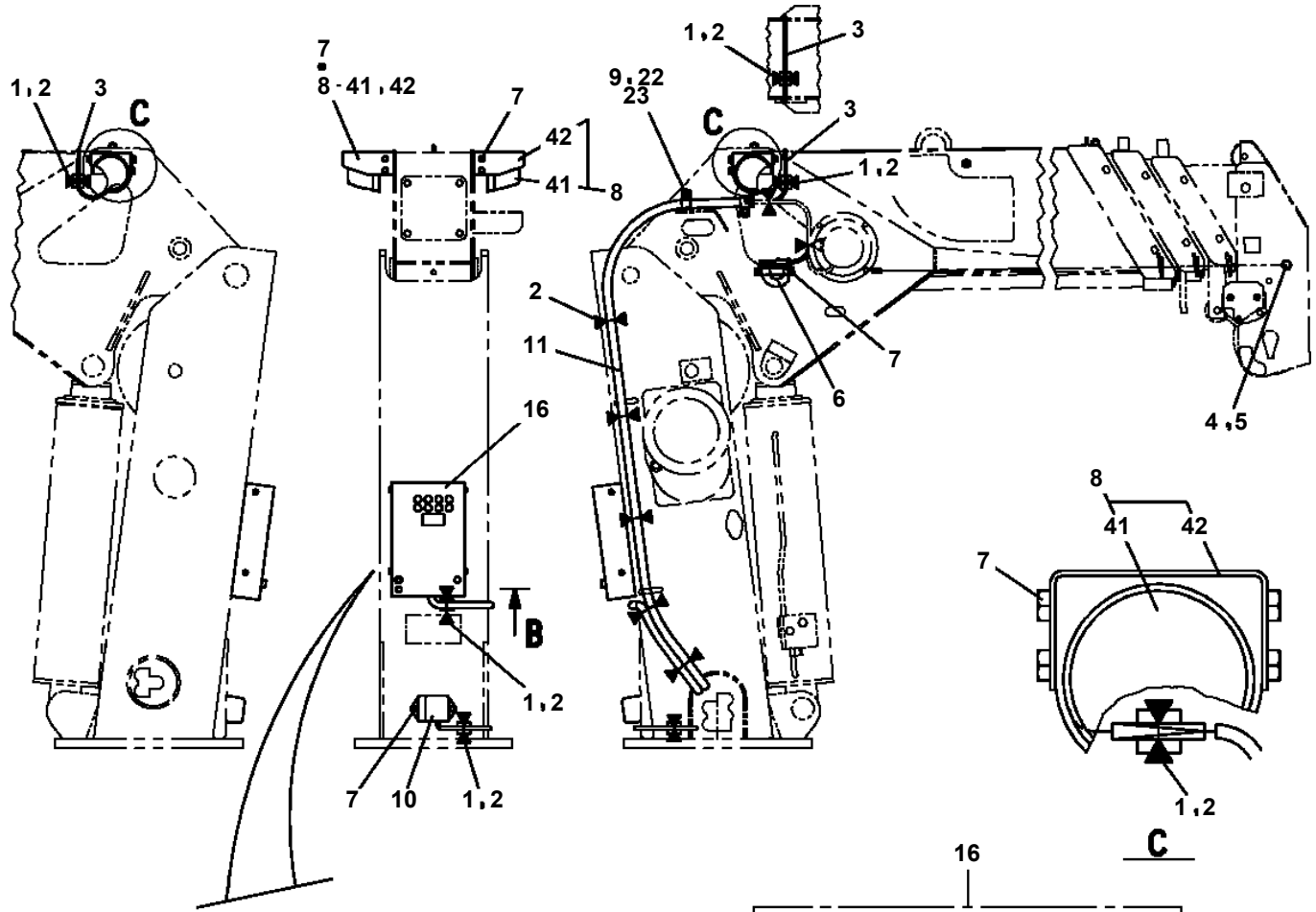
**TM-ZF500 31093010020A FRAME/SL, MANUAL
PN1011985-04 ELEC.ASSY (BML,OPTION)**



TM-ZF500 31093010020A FRAME/SL,MANUAL

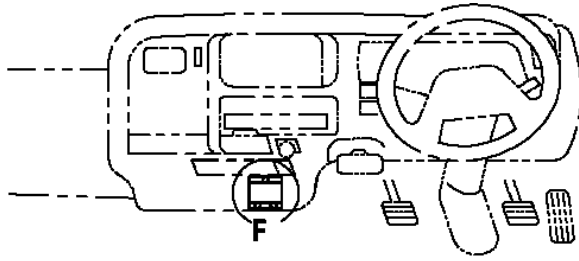
Pos No.	Parts No	Parts Name	Qty	Unit	Technical Data	Serial No (Start)	Serial No (End)	Remarks	Page
1	82108901220	SWITCH	3		APS8-12GMC-Z				
2	91850310405	CLAMP (BLACK)	10						
3	91810130240	FASTENER	21						
4	31380291100	SUPPORT	1						
5	90186208016	BOLT,FLANGE	6		M8X16				
6	90303070801	WASHER,PLAIN	2		8				
7	31652160100	HARNESS	1		L=1400				
8	31475381200	SUPPORT	2						
9	90186206016	BOLT,FLANGE	4		M6X16				
10	37000526010	PLATE	4						
11	31475351800	PLATE	2						
12	80185306020	SCREW,MACHINE	4						
13	90302040601	WASHER,SPRING	4		6				
14	90303070601	WASHER,PLAIN	4		6				
15	90201200600	NUT	4		M6				
16	31475351200	SUPPORT	2						
17	90201200800	NUT	4		M8				
18	31475351400	SUPPORT	2						
19	31476361100	HARNESS (RED)	2		L=2000				
20	31476361200	HARNESS (WHITE)	1		L=2000				
21	82100000192	TERMINAL	3						
22	82100000182	INSULATOR	3						

TM-ZF500 31093010020A FRAME/SL,MANUAL
 PN1014041-00 ELEC.ASSY

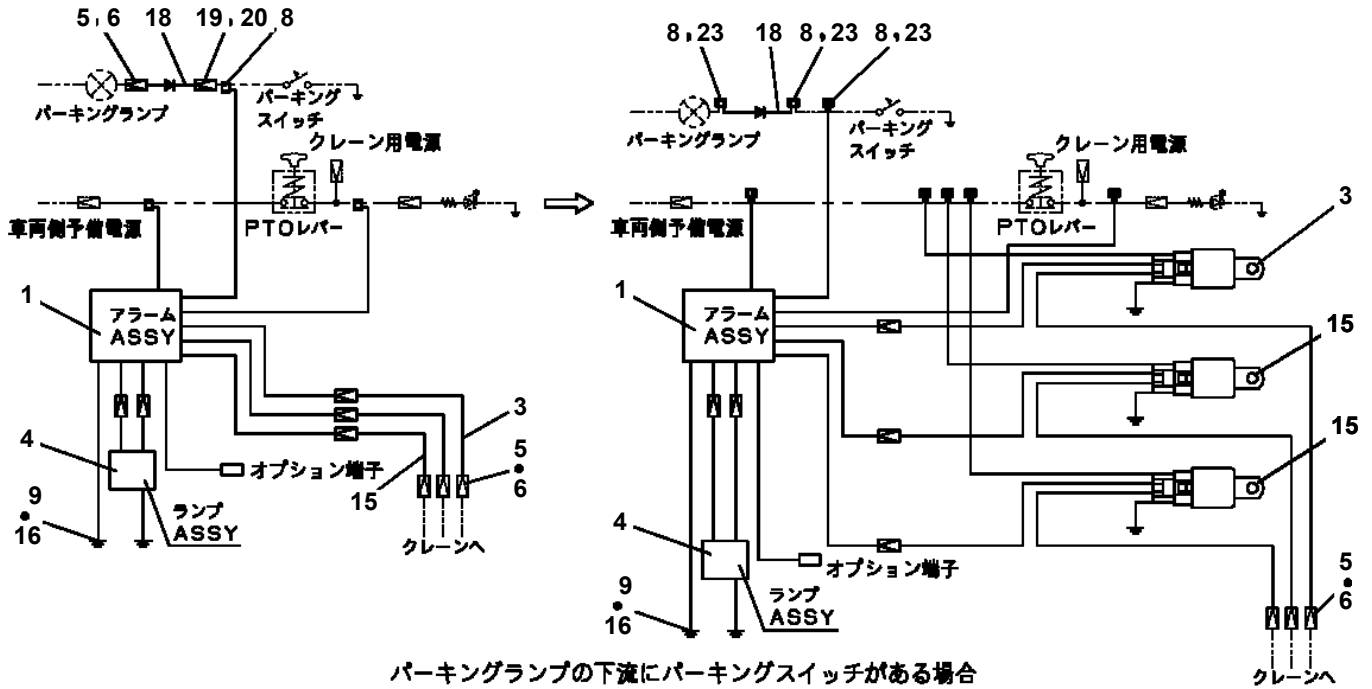
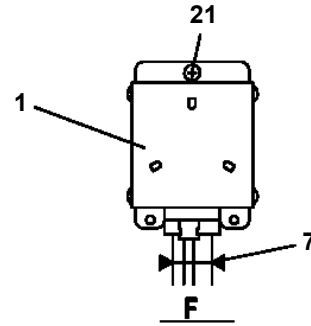


B

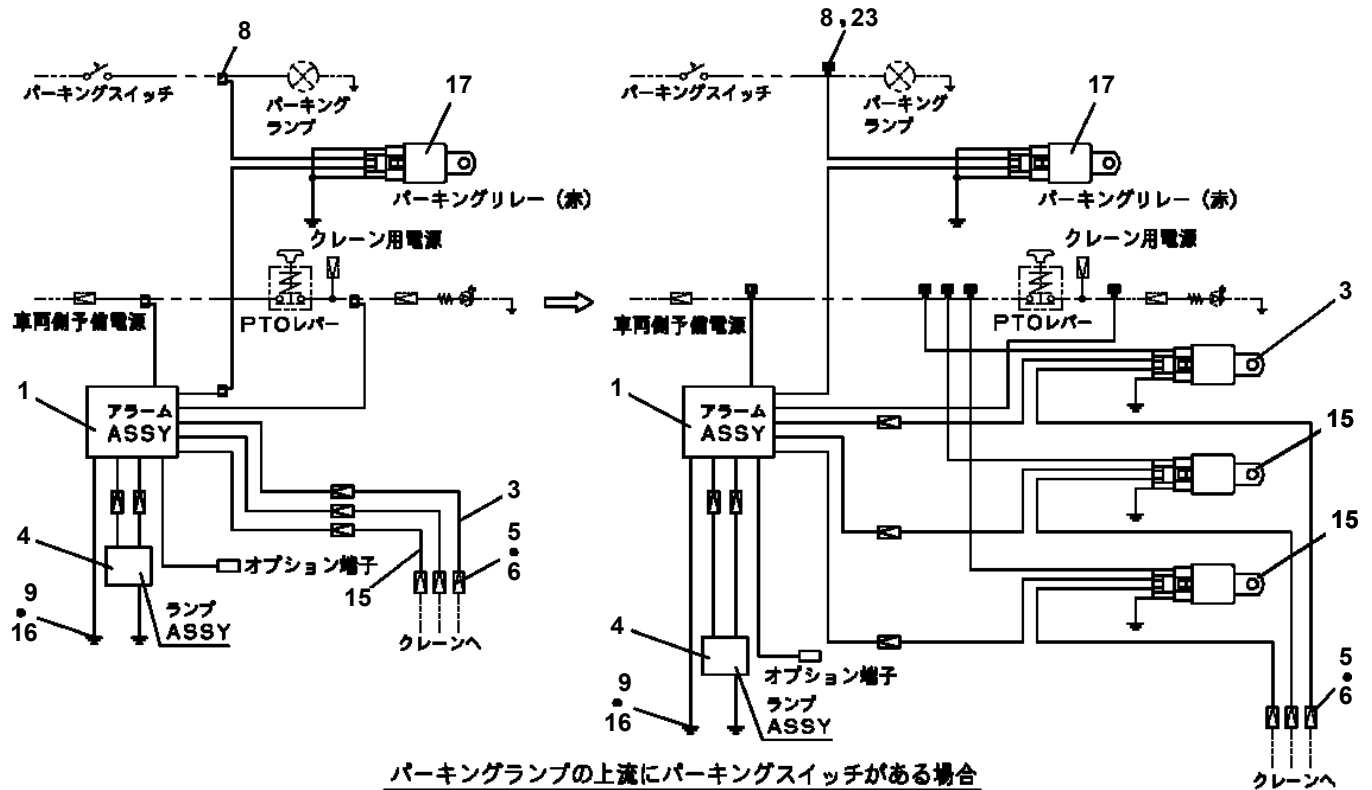
TM-ZF500 31093010020A FRAME/SL, MANUAL
 PN1014341-01 ELEC.ASSY (CARRIER)



アラームASSY取付



パーキングランプの下流にパーキングスイッチがある場合

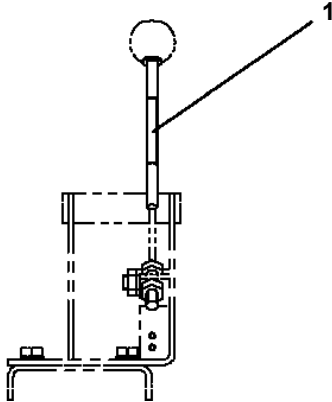
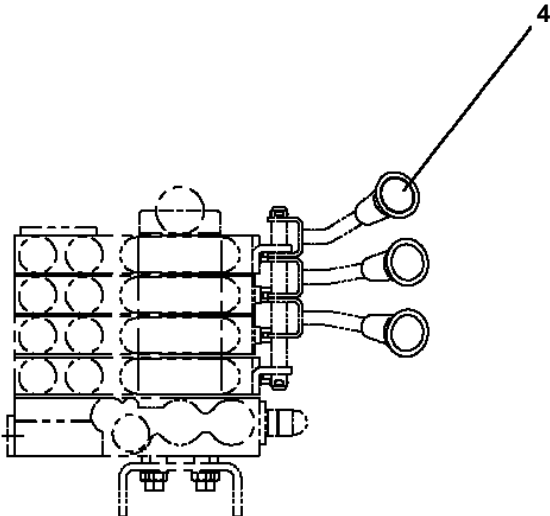
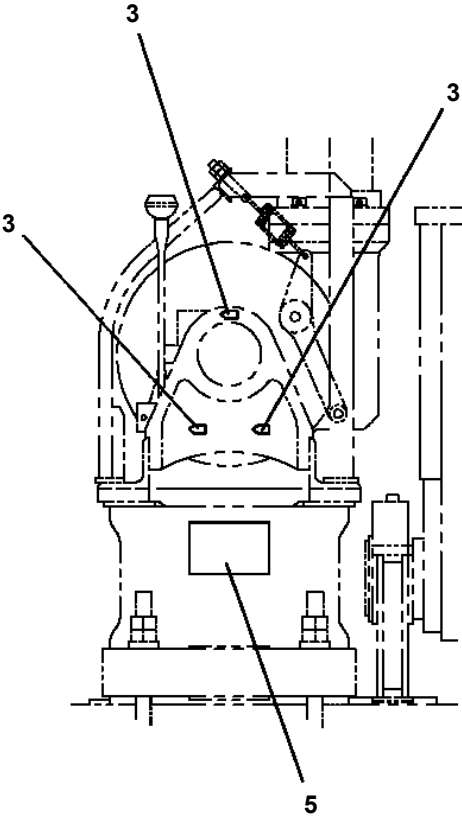
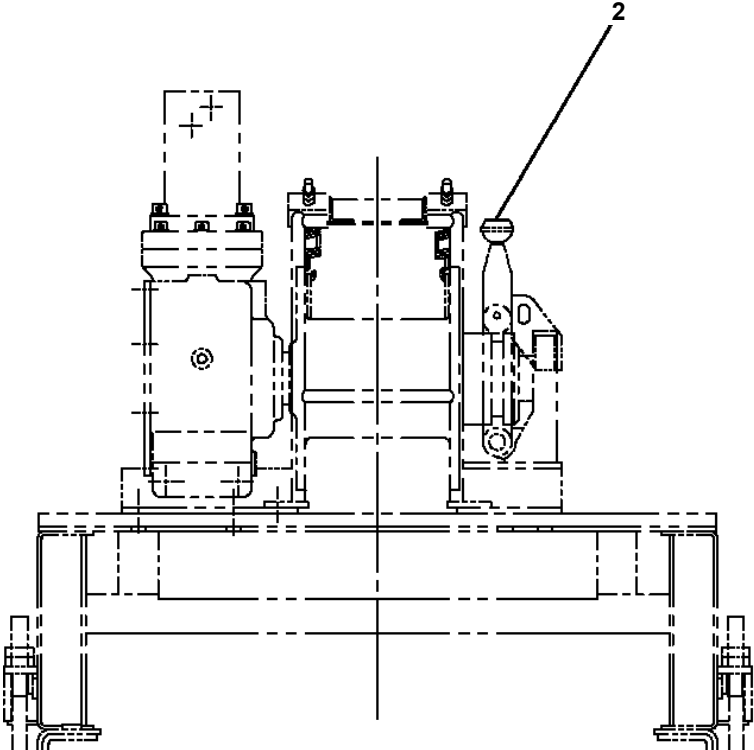


パーキングランプの上流にパーキングスイッチがある場合

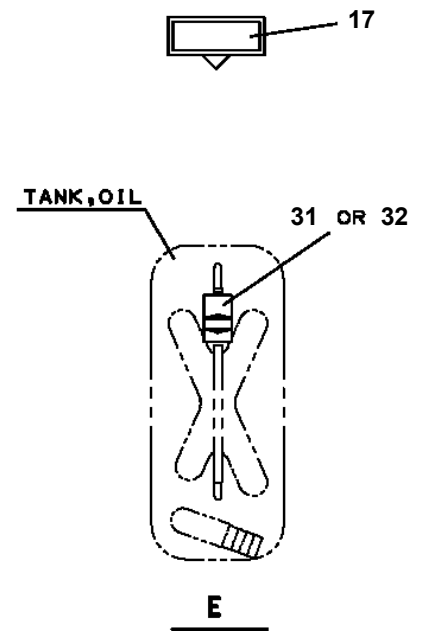
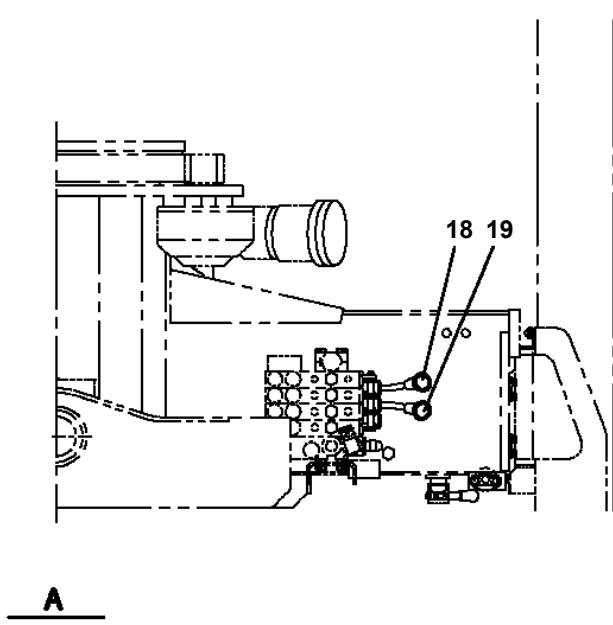
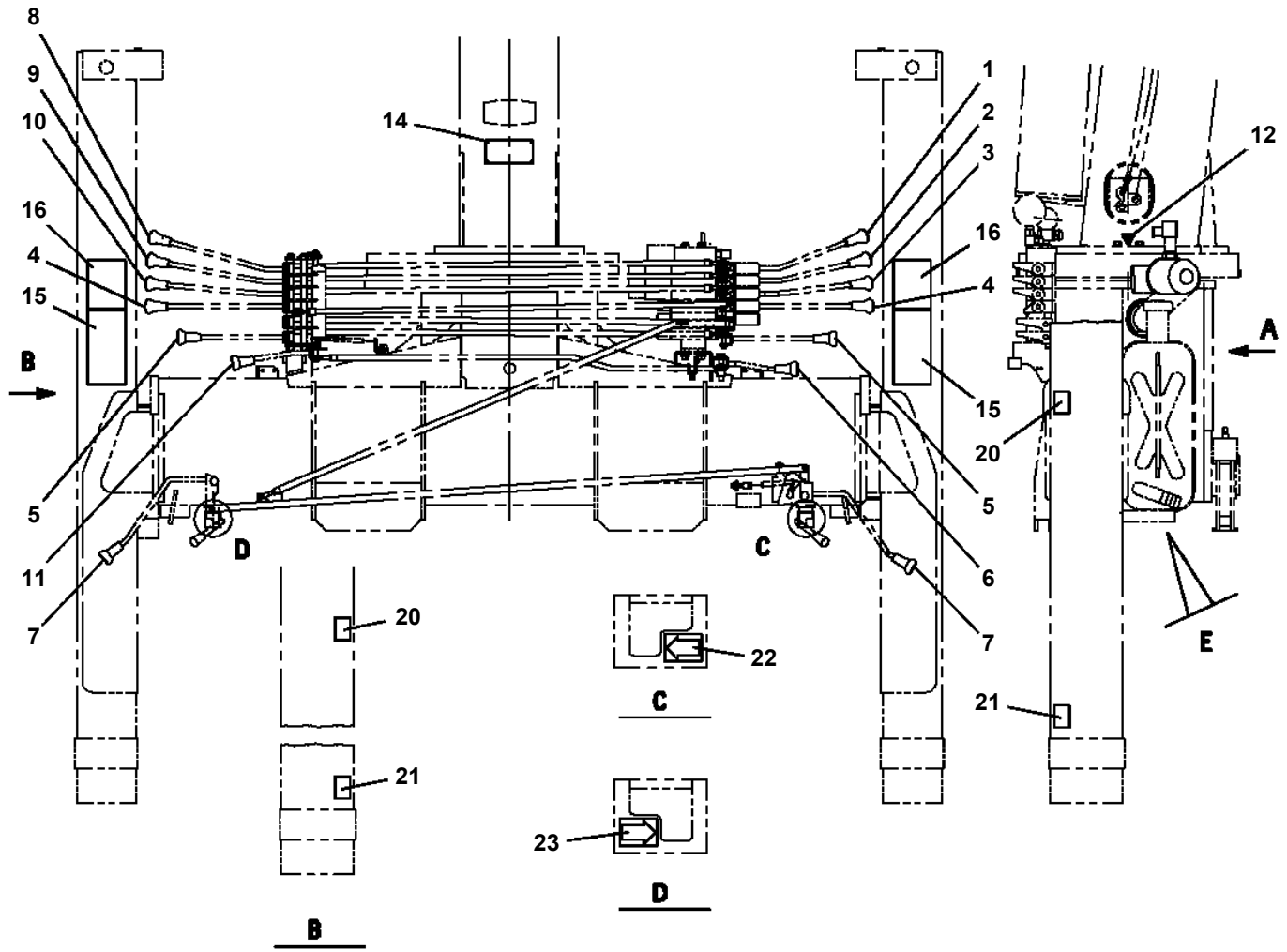
TM-ZF500 31093010020A FRAME/SL,MANUAL

Pos No.	Parts No	Parts Name	Qty	Unit	Technical Data	Serial No (Start)	Serial No (End)
1	82105501003	SWITCH,TOGGLE	2				
10	31653322200	SWITCH ASSY (WITH HARNESS,2-SW)	1				

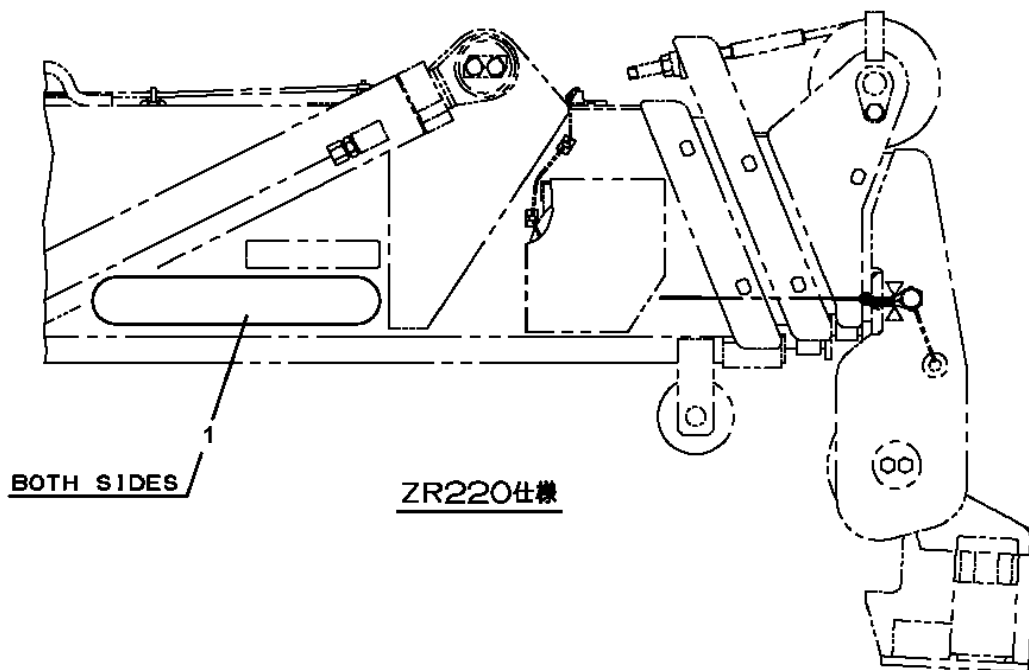
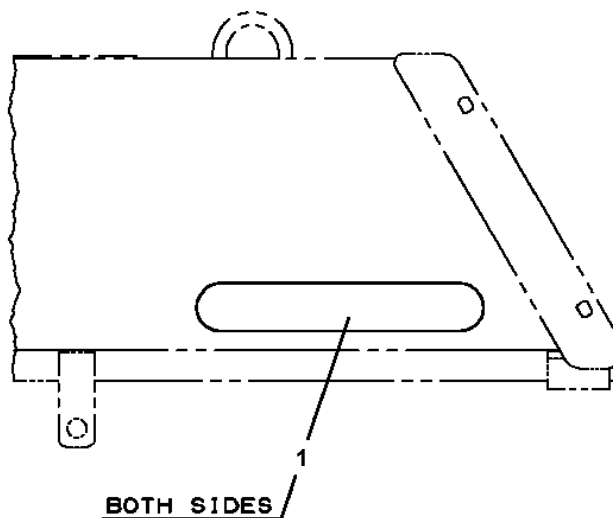
**TM-ZF500 31093010020A FRAME/SL,MANUAL
PO1012248-00 PLATE ASSY,NAME (SELF WINCH,3TON)**



**TM-ZF500 31093010020A FRAME/SL,MANUAL
PO1012616-02 PLATE ASSY,NAME (JAPANESE)**



TM-ZF500 31093010020A FRAME/SL,MANUAL
PO1014592-03 PLATE ASSY,NAME

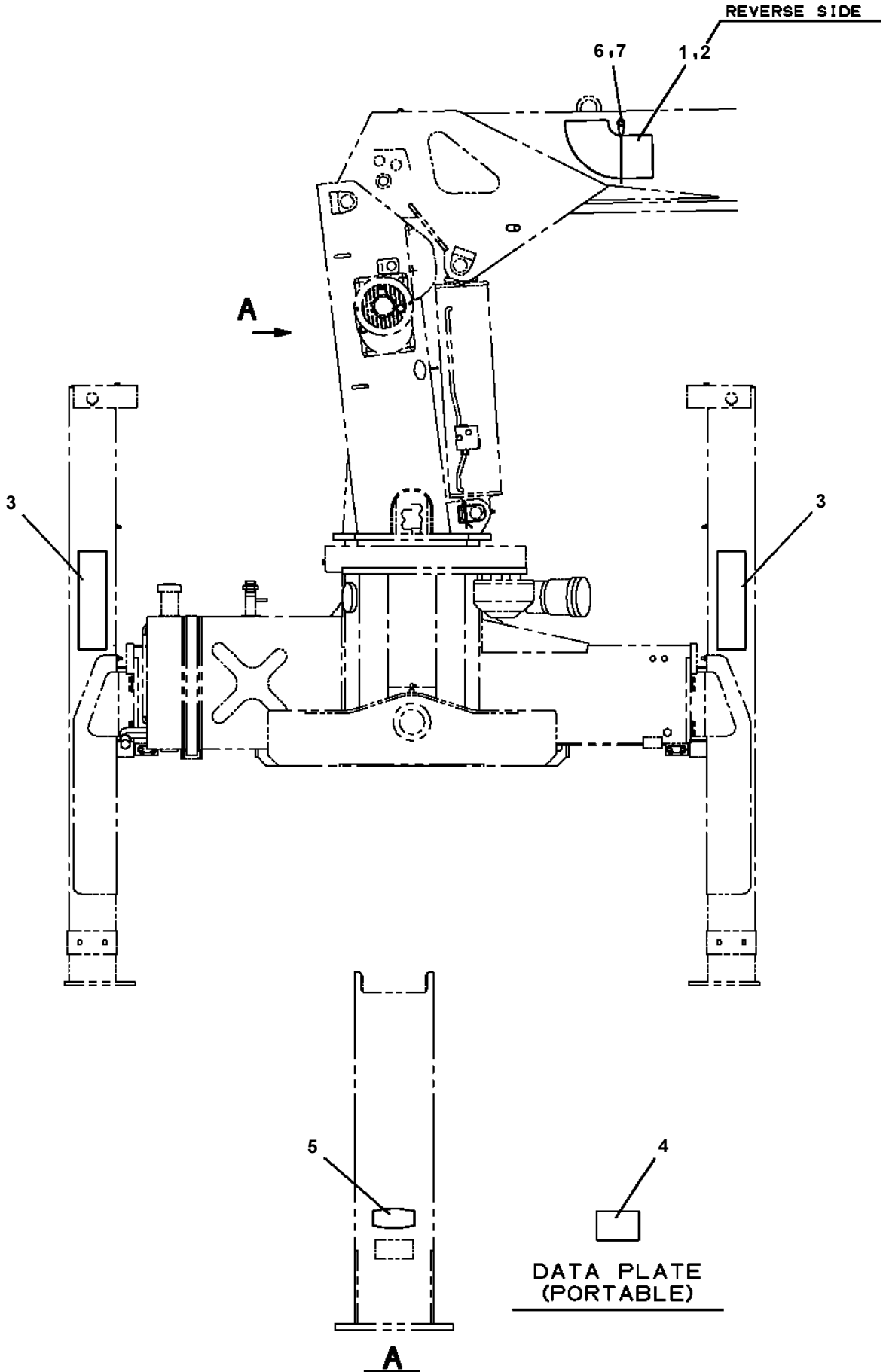


1材プレート、ネーム貼付位置は参考です

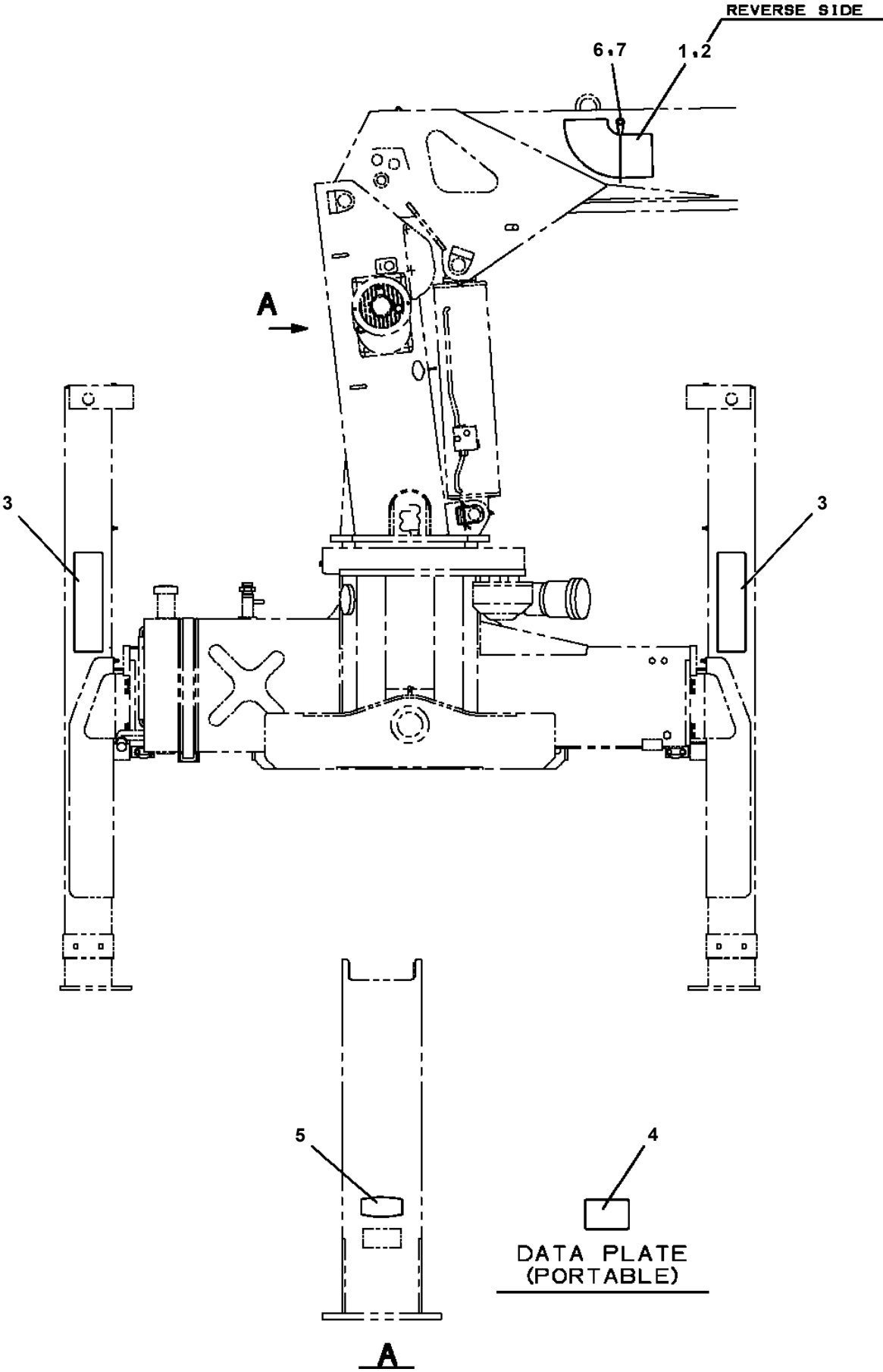
ブーム段数参考

THE BOOM SECTIONS IN THE ILLUSTRATION ARE FOR REFERENCE.

**TM-ZF500 31093010020A FRAME/SL, MANUAL
PO1070611-00 PERFORMANCE DATA(ZF504SL,10TON/JAPANESE)**



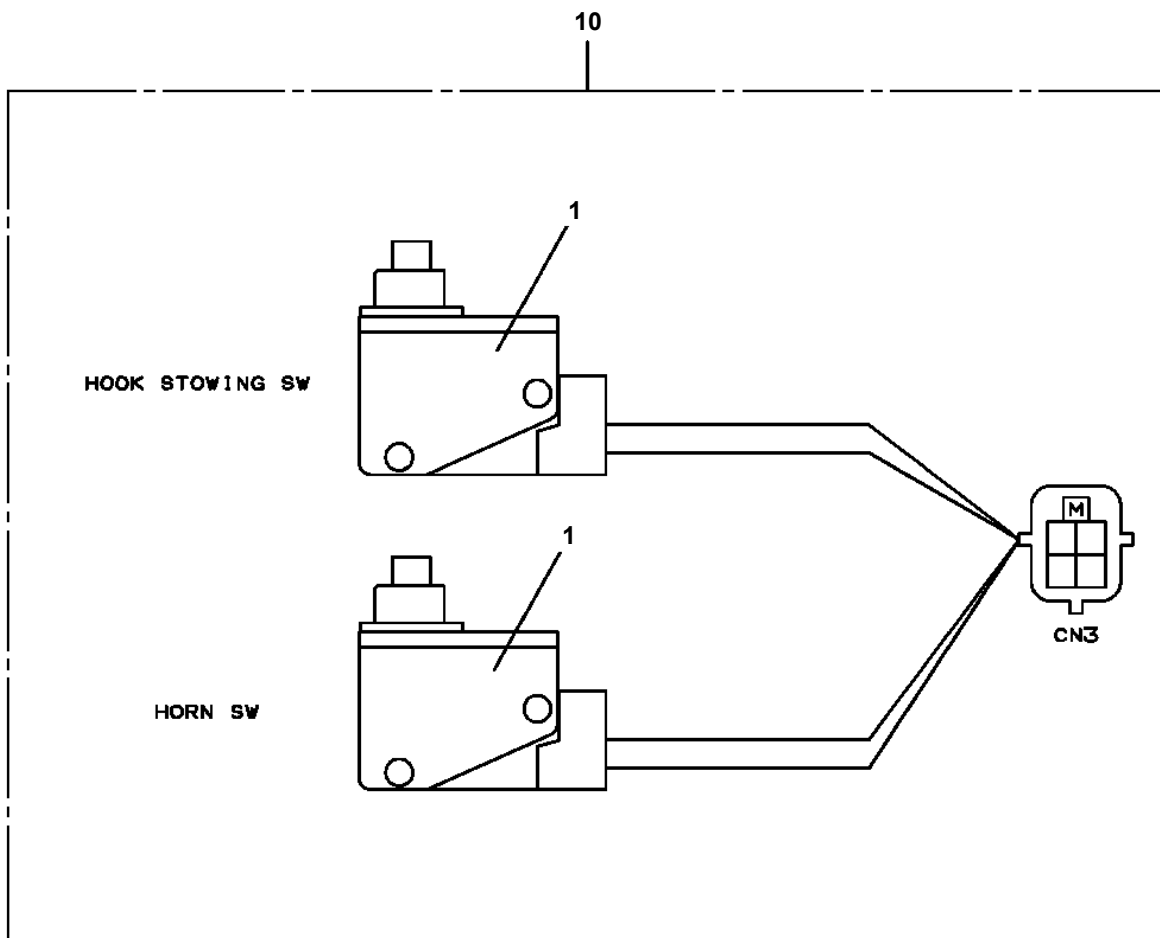
TM-ZF500 31093010020A FRAME/SL, MANUAL
PO1070616-00 PERFORMANCE DATA (ZF505SL, 6TON/JAPANESE)



TM-ZF500 31093010020A FRAME/SL,MANUAL
PP5150006-00 PARTS ASSY,RADIO CONTROLLER (KIT:LED/SANWA)

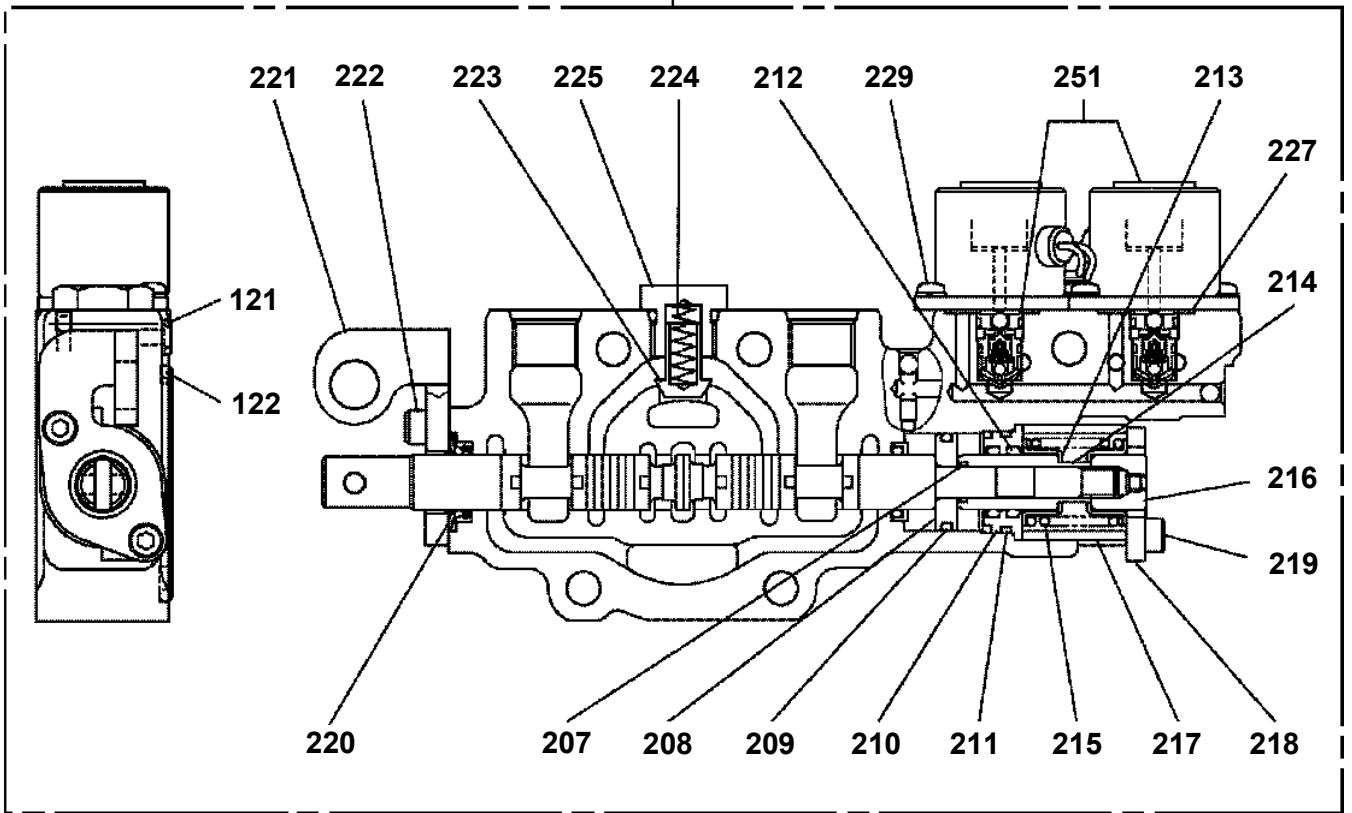
指示番号 KEY NO.	パーツASSY,ラジコン (コウカンキット:LED/サンワセイハールフ) PARTS ASSY,RADIO CONTROLLER (KIT:LED/SANWA)
2	ハイセンASSY (フレームフ) ELEC.ASSY (FRAME)
3	ハイセンASSY (アンテナ) ELEC.ASSY (ANTENNA)
11	コントロール ユニット CONTROL UNIT
12	アンテナ ANTENNA
13	スイッチ ホックス SWITCH BOX
14	ホックス,ストーイング BOX,STOWING

**TM-ZF500 31093010020A FRAME/SL, MANUAL
PS5530073-00 SWITCH ASSY (GREEN: PANASONIC)**

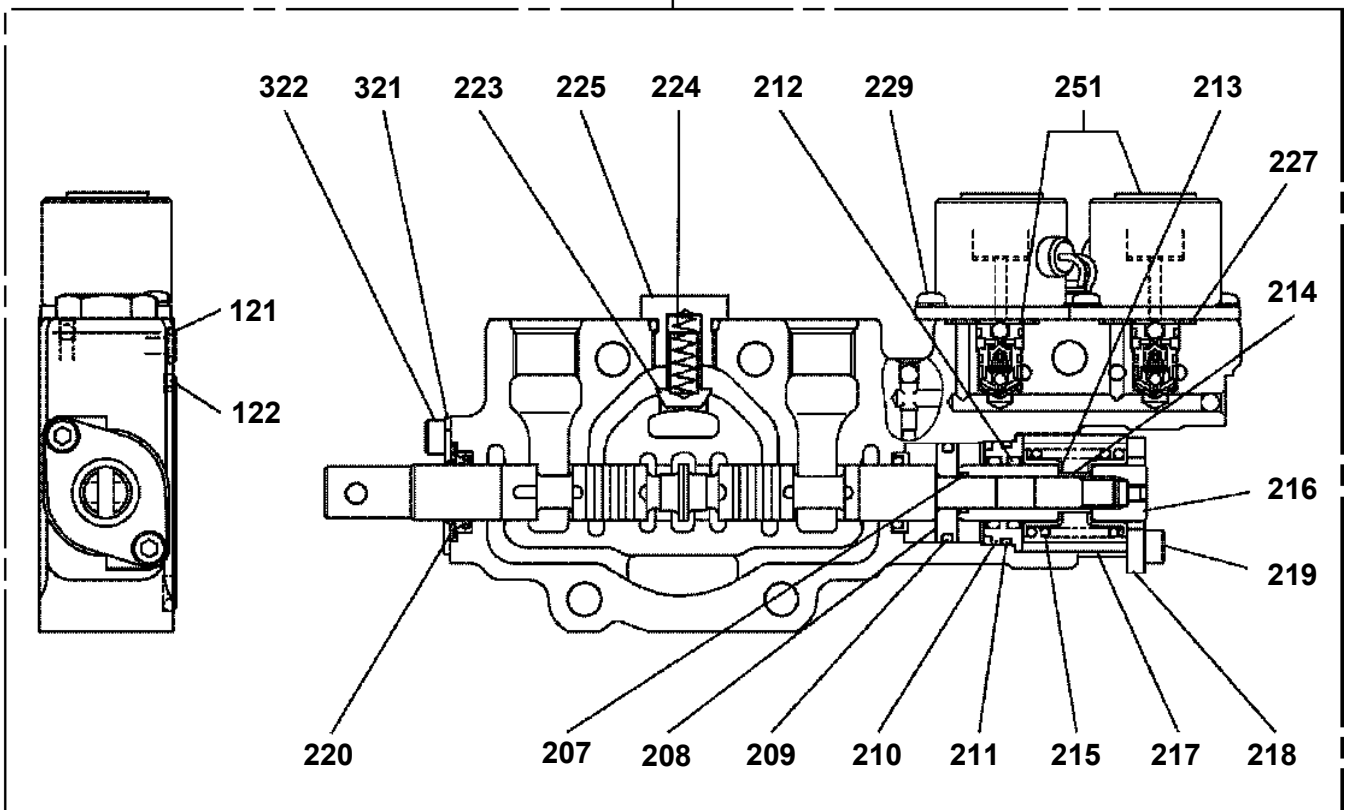


TM-ZF500 31093010020A FRAME/SL, MANUAL
PV1020366-00 VALVE, REMOTE CONTROL

6



7

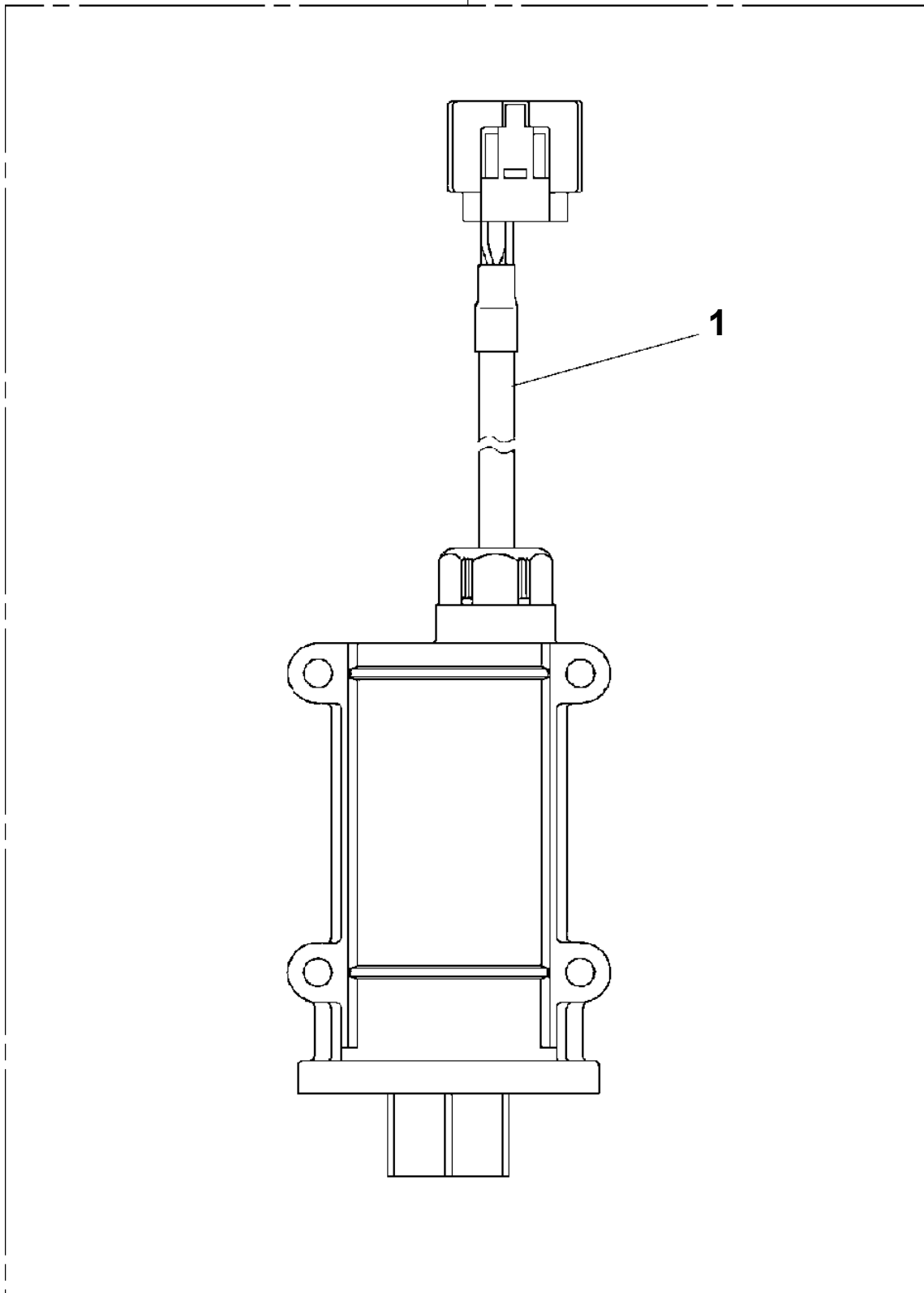


TM-ZF500 31093010020A FRAME/SL,MANUAL

Pos No.	Parts No	Parts Name	Qty	Unit	Technical Data	Serial No (Start)	Serial No (End)
1	36800585010	CASE KIT (UPPER)	1				
2	36800585020	CASE KIT (LOWER)	1				
4	36800585030	PACKING	1				
5	36800585040	CABLE ASSY	1		10M		
21	36800095060	CASE (RING)	1				
32	36800565080	CASE ASSY	1				
42	36800295110	GUARD	1				
46	36800585070	CAP (CONNECTOR,WITH CHAIN)	1				
50	36800582000	SWITCH BOX (REMOTE CONTROL.M2)	1				

TM-ZF500 31093010020A FRAME/SL, MANUAL
PV1040032-01 CONTROL BOX (SELF WINCH RADIO CONTROL)

50



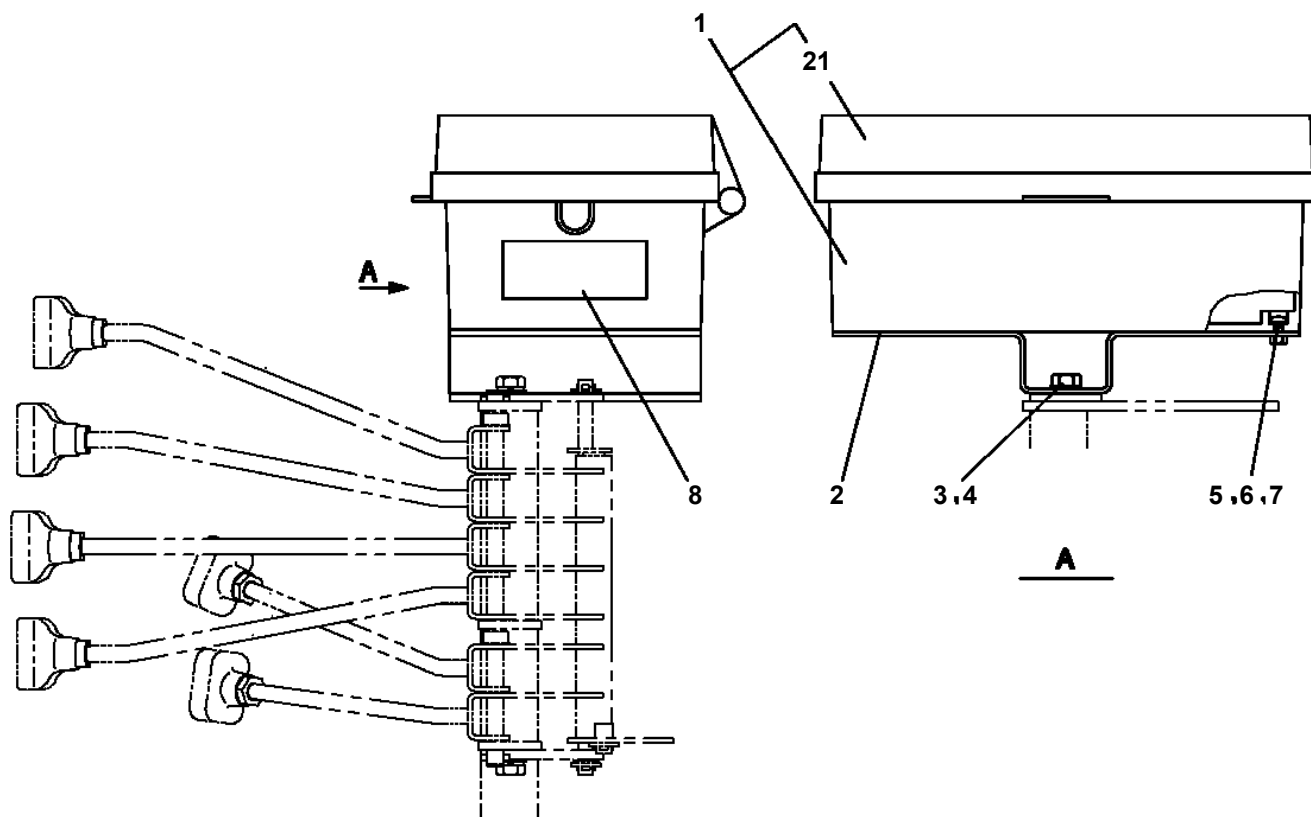
**TM-ZF500 31093010020A FRAME/SL,MANUAL
PV1070398-00 RADIO CONTROL (KIT:MITSUMI)**

指示番号 KEY NO.	ラジオコントロール (キット:ミツミセイ) RADIO CONTROL (KIT:MITSUMI)
1	スイッチボックス SWITCH BOX
2	アンテナ ANTENNA
3	コントロールユニット CONTROL UNIT


**TM-ZF500 31093010020A FRAME/SL,MANUAL
PV1080017-00 PARTS,BML (5,6 SECT.MANUAL)**

1	ハイセンASSY ELEC.ASSY
3	デテクタ,オーバ フロント エリア DETECTOR,OVER FRONT AREA
4	インジケータ,アウトリガ INDICATOR,OUTRIGGER
5	デテクタ,ロード DETECTOR,LOAD
6	スイッチ インスタレーション SWITCH INSTALLATION
7	プレートASSY,ネーム PLATE ASSY,NAME
9	デテクタ,ブーム レンクス DETECTOR,BOOM LENGTH
10	モーメント リミッタ MOMENT LIMITER
11	プレートASSY,ネーム PLATE ASSY,NAME

TM-ZF500 31093010020A FRAME/SL,MANUAL
 PV1250002-04 STOWING BOX (REMOTE CONTROL)

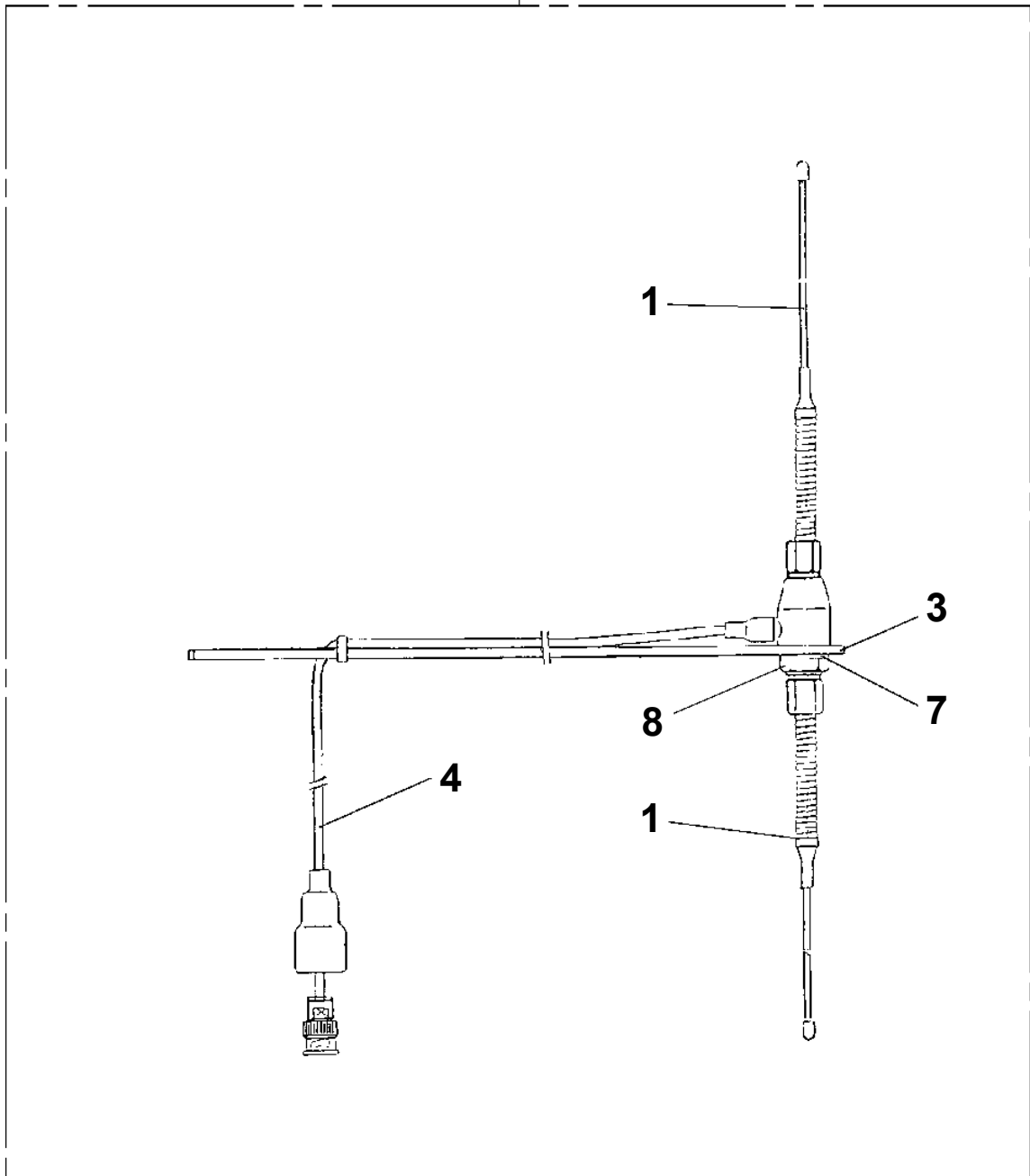


8

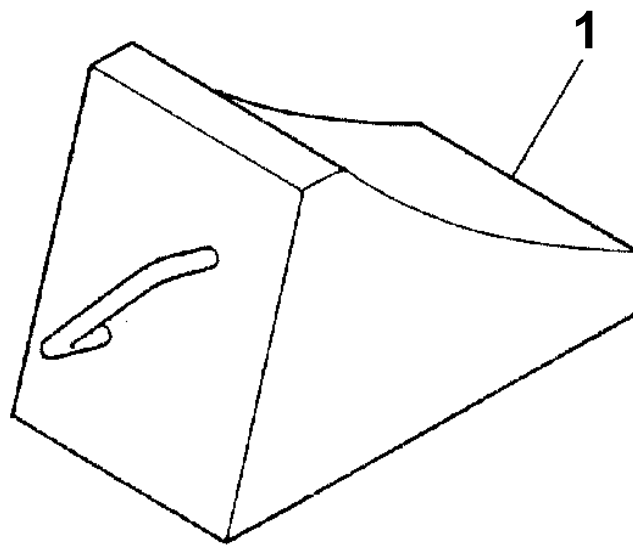
	高压洗浄禁止
格納箱の中にはウエスなど湿気を ふくむものは入れないでください。	
<small>368-001-74300</small>	

TM-ZF500 31093010020A FRAME/SL, MANUAL
PV1400014-02 ANTENNA (FOR RADIO CONTROL)

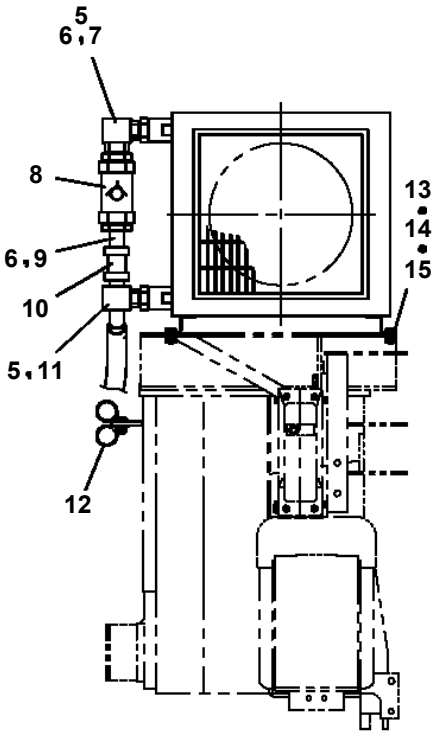
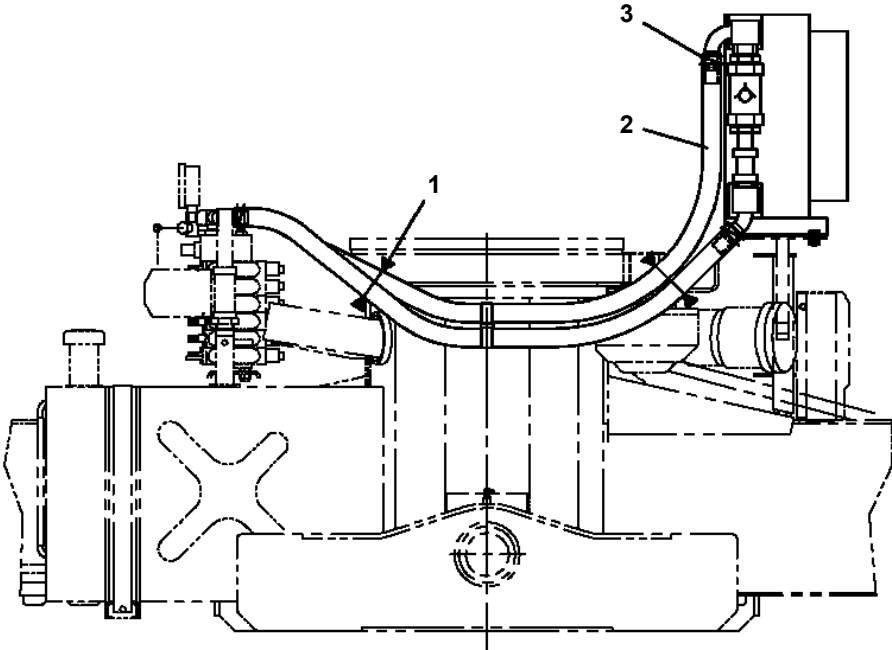
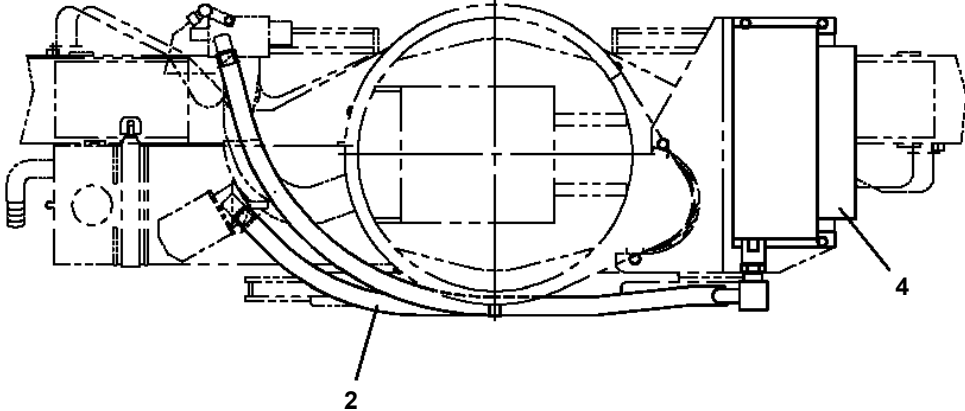
10



TM-ZF500 31093010020A FRAME/SL,MANUAL
PW1050010-00 STOPPER,TIRE



TM-ZF500 31093010020A FRAME/SL,MANUAL
PY1200061-00 PIPING,COOLER



TM-ZF500 31093010020A FRAME/SL,MANUAL
PY1560022-01 ALARM SYSTEM

指示番号 KEY NO.	アラーム システム (キフク&アウトリカ [*] カクノウウスレ) ALARM SYSTEM
1	ハイセンASSY (クレーンホンタイプ [*]) ELEC. ASSY (CRANE)
2	ハイセンASSY (カソウシャリヨウ [*]) ELEC. ASSY (CARRIER)
4	プレート ASSY, ネーム PLATE ASSY, NAME

TM-ZF500 31093010020A FRAME/SL,MANUAL
PY1560047-00 ALARM SYSTEM

指示番号 KEY NO.	アラーム システム (キフクカクノウスレ) ALARM SYSTEM
1	ハイセンASSY (クレーンホンタイプ) ELEC. ASSY (CRANE)
2	ハイセンASSY (カソウシャリヨウブ) ELEC. ASSY (CARRIER)
4	プレート ASSY, ネーム PLATE ASSY, NAME

CLICK HERE TO **DOWNLOAD** THE COMPLETE MANUAL

- Thank you very much for reading the preview of the manual.
- You can download the complete manual from: www.heydownloads.com by clicking the link below



- Please note: If there is no response to CLICKING the link, please download this PDF first and then click on it.

CLICK HERE TO **DOWNLOAD** THE COMPLETE MANUAL