

GR-750-2-00105 5 BOOM + 2 JIB, 2M2D

PB5000003-00 HYDRAULIC PRESSURE SYSTEM
PB6000006-00 PIPING SYSTEM (UPPER)
PB6000007-00 PIPING SYSTEM (LOWER)
PC1000625-00 OUTRIGGER SYSTEM
PD1000618-00 SWING SYSTEM
PF1000704-00 WINCH SYSTEM
PG5000003-00 BOOM SYSTEM
PG6000002-00 JIB SYSTEM
PH5000004-00 SAFETY SYSTEM
PK1000717-01 FRAME
PK5000003-00 CAB SYSTEM
PL5000003-00 CONTROL SYSTEM
PM1000032-01 LUBRICATION DEVICES
PN1000602-01 ELECTRIC EQUIPMENT (CAB)
PN1000603-01 ELECTRIC EQUIPMENT
PO1000150-00 INDICATION PLATES
PR5000012-02 DRIVING POWER SYSTEM
PS5000003-00 STEERING & SUSPENSION
PW1000097-02 ACCESSORIES & TOOLS
PX1001187-01 MOUNTING PARTS
PY1001504-03 OPTIONS
ASSEMBLY

CLICK HERE TO **DOWNLOAD** THE COMPLETE MANUAL

- Thank you very much for reading the preview of the manual.
- You can download the complete manual from: www.heydownloads.com by clicking the link below



- Please note: If there is no response to CLICKING the link, please download this PDF first and then click on it.

CLICK HERE TO **DOWNLOAD** THE COMPLETE MANUAL

GR-750-2-00105 5 BOOM + 2 JIB, 2M2D

Pos No.	Parts No	Parts Name	Qty	Unit	Technical Data	Serial No (Start)	Serial No (End)	Remark
1	(*****)	SWING ASSY	1					
2	(*****)	LOCK ASSY,SWING	1					
3	(*****)	MOUNT ASSY,SWING CENTER	1					

GR-750-2-00105 5 BOOM + 2 JIB, 2M2D

Pos No.	Parts No	Parts Name	Qty	Unit	Technical Data	Serial No (Start)	Serial No (End)
1	34621048042	FRAME ASSY	1				
2	(*****)	SWING FRAME ASSY	1				
3	(*****)	OUTER COVERING ASSY (SWING FRAME)	1				
4	(*****)	WEIGHT ASSY	1				
5	(*****)	MOUNT ASSY (SWING FRAME/WIRE GUIDE)	1				
6	(*****)	MOUNT ASSY (SWING FRAME WELDED PARTS)	1				

GR-750-2-00105 5 BOOM + 2 JIB, 2M2D

Pos No.	Parts No	Parts Name	Qty	Unit	Technical Data	Serial N
1	(*****)	ELEC.ASSY (SWING FRAME,BOOM)	1			
2	(*****)	ELEC.ASSY (LOWER)	1			
3	(*****)	ELEC.ASSY (ICF)	1			
4	(*****)	PLUG ASSY (FOR HARNESS TO WINCH HIGHT-SPEED VALVE)	1			
5	36171410000	CONTROLLER (MDT/UPPER)	1			
6	36171390000	CONTROLLER (LOWER)	1			
7	36171380000	CONTROLLER (DCU)	1			
8	37010000010	BATTERY (HYUNDAI ENERCELL)	2			
	34930096000	BATTERY (YUASA,170F51)	2			
	82100001983	BATTERY (YUASA,145F51)	2			
	82100002827	BATTERY (GLOBAL & YUASA,130F51)	2			
	82151213051	BATTERY (PANASONIC,130F51)	2			
9	(*****)	SWITCH ASSY (PRESSURE SWITCH)	1			
10	(*****)	SWITCH ASSY (AML OVERRIDE)	1			
11	(*****)	SWITCH ASSY (COUNTERWEIGHT EQUIPPED DETECTION)	1			
12	(*****)	INDICATOR ASSY (STRAIGHT AHEAD DETECTION)	1			
13	36120640000	TRANSMITTER ASSY,SIGNAL (LOWER)	1			

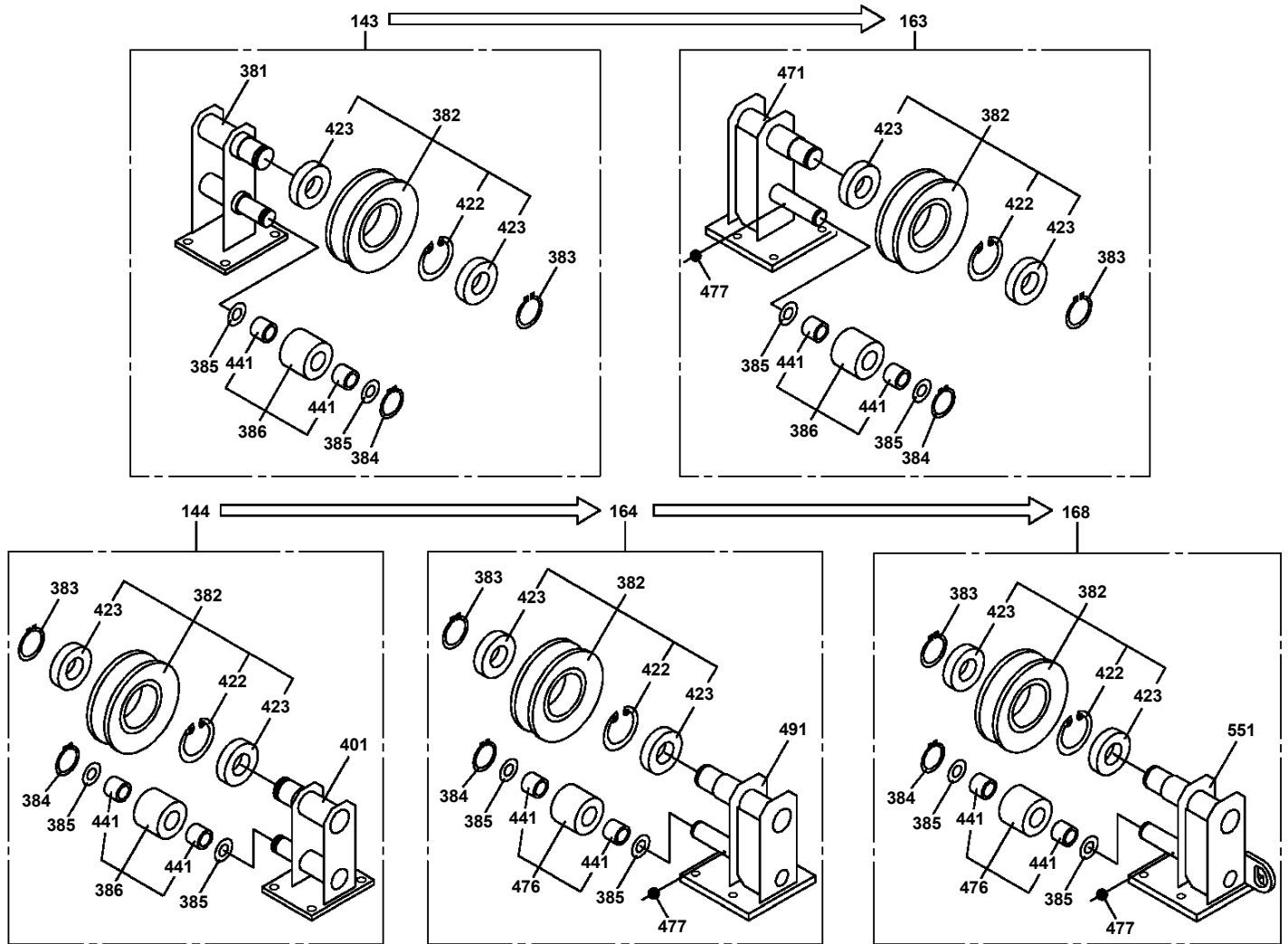
GR-750-2-00105 5 BOOM + 2 JIB, 2M2D

Pos No.	Parts No	Parts Name	Qty	Unit	Technical Data	Serial No (Start
1	(*****)	COVER ASSY,ENGINE	1			
2	(*****)	COVER ASSY,ENGINE (RADIATOR)	1			
3	(*****)	OUTER COVERING ASSY (FENDER,NON SLIP PAINT:SVE)	1			
4	(*****)	MOUNT ASSY,TANK SUPPORT (BAND)	1			
5	(*****)	MOUNT ASSY,TOOL BOX	1			
6	(*****)	MOUNT ASSY,BATTERY	1			
7	(*****)	MOUNT ASSY (WIRE)	1			
8	(*****)	MIRROR ASSY	1			

GR-750-2-00105 5 BOOM + 2 JIB, 2M2D

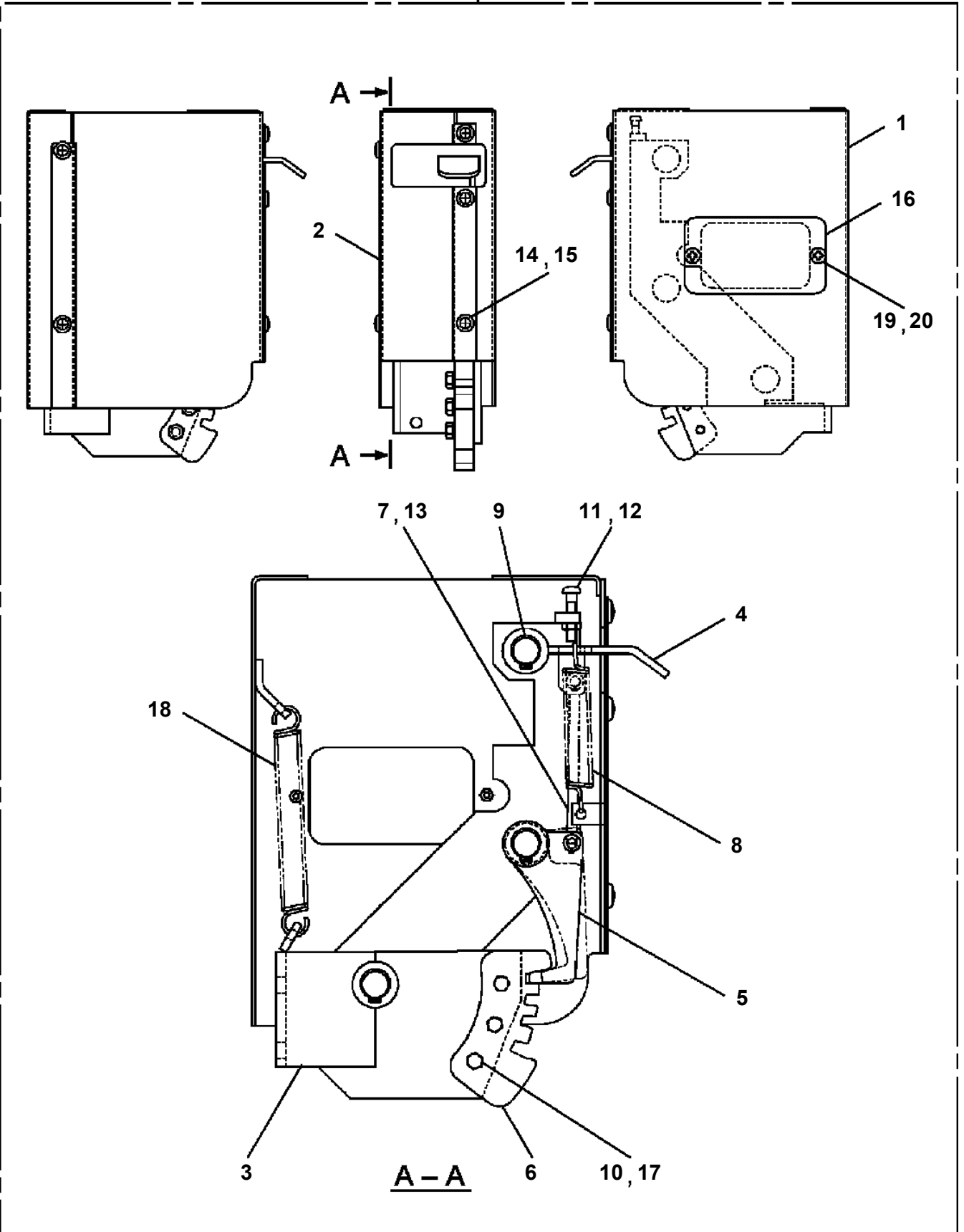
Pos No.	Parts No	Parts Name	Qty	Unit	Technical Data	Serial No (Start)	Serial No (End)	Rem
1	36651905100	PUMP ASSY (NO.1)	1					
3	36651905200	PUMP ASSY (NO.2)	1					
12	91002909500	O-RING	2		1B G95			
17	36650885030	SEAL,OIL	1					
18	36651235010	SEAL,OIL	1					
19	80602110480	RING,RITAINING	1		R48			
21	36650205020	JOINT	1					
22	91002905000	O-RING	1		1B G50			
42	91002907500	O-RING	2		1B G75			
50	36651900000	PUMP,HYDRAULIC (STEERING)	1					

GR-750-2-00105 5 BOOM + 2 JIB, 2M2D
PB5190011-02 BOOM ASSY

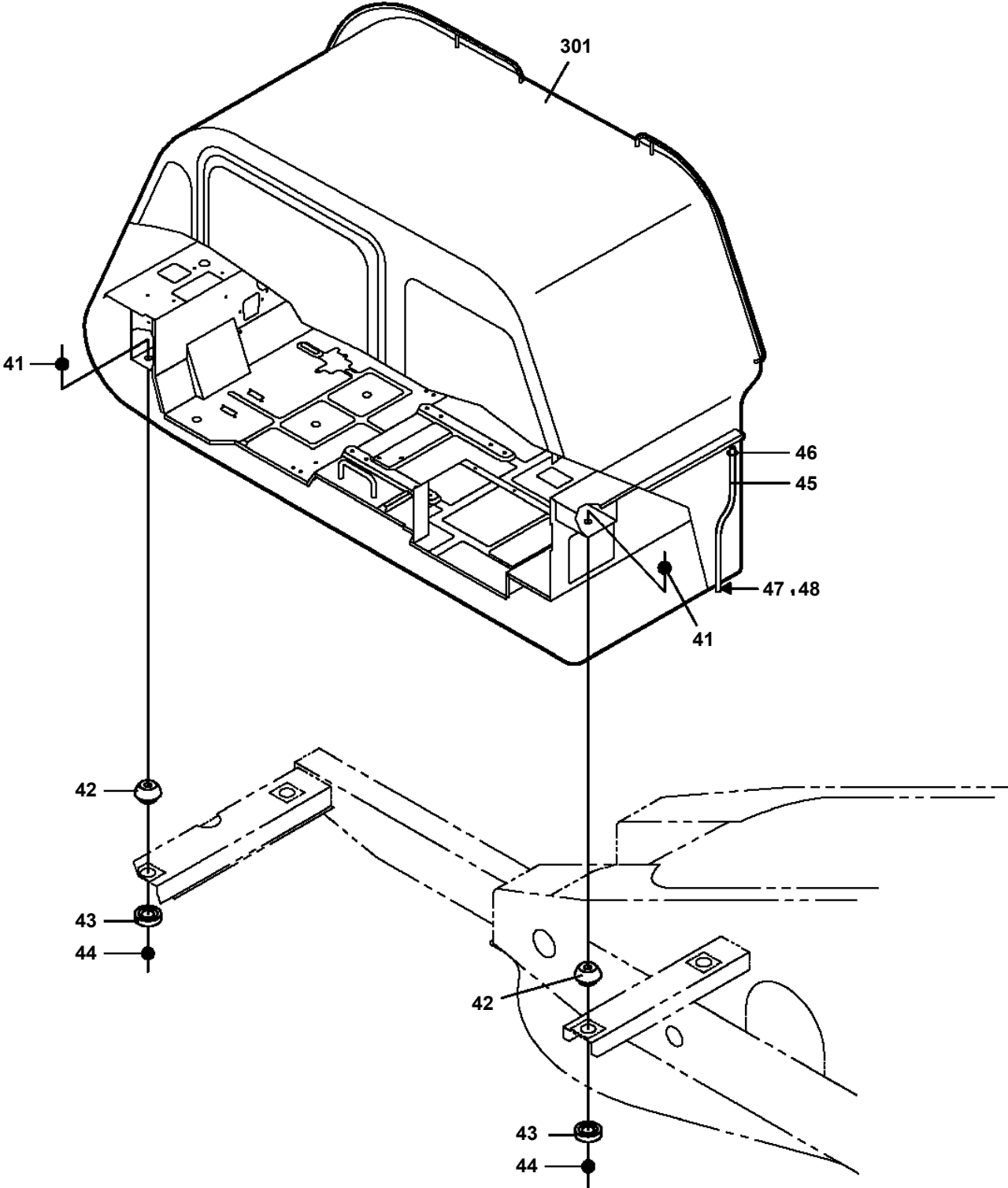


GR-750-2-00105 5 BOOM + 2 JIB, 2M2D
PB5260013-00 BOX ASSY (RIGHT)

100



GR-750-2-00105 5 BOOM + 2 JIB, 2M2D
PC5010007-01 CAB ASSY



展開図有
ILLUSTRATED BREAKDOWN NO. 301

GR-750-2-00105 5 BOOM + 2 JIB, 2M2D

Pos No.	Parts No	Parts Name	Qty	Unit	Technical Data	Serial No (Start)	Serial
2	34260952330	GLASS (DOOR)	1				
3	34260581400	WEATHER STRIP (DOOR GLASS LAN L=2800)	1				
4	34260952360	WEATHER STRIP (1SET)	1				
6	34260581200	REGULATOR,WINDOW	1				
7	34260952301	JUNCTION (DOOR SIDE)	1				
18	34261441100	SWITCH ASSY (STARTER & DOOR LOCK CYL.)	1				
19	34260957806	LINK (OUTER HANDLE)	1				
20	34260957807	HANDLE (ROD INNER)	1				
21	34260957808	ROD (REMOTE)	1				
22	34260957825	ROD (KEY)	1				
23	34260365010	CLIP (FOR ROD)	4				
24	34260957810	PIN (OPEN)	1				
25	82100001140	CLAMP	6		D=6.8		
27	34260957811	VINYL	1				
28	34260957812	TRIM	1				
29	34260957813	CLIP	16				
31	90303070501	WASHER,PLAIN	1		5		
32	80136015010	PIN,SPLIT	1		1.5X10		
33	90925040121	SCREW,TAPPING	6				
34	80192488016	SCREW,MACHINE	2		M8X16		
61	90180106012	BOLT,BUTTON	6		M6X12		
62	90302040601	WASHER,SPRING	6		6		
63	80192486012	SCREW,MACHINE	2		M6X12		
91	34260957800	COVER	1				
92	80192484012	SCREW,MACHINE (WITH WASHER)	10		M4X12		
101	34260957801	ARM ASSY	1				
102	34260657630	BOLT (WITH WASHER))	2		M10X30		
111	34260957802	ARM ASSY (LOWER)	1				
112	34260657600	BOLT (WITH WASHER)	3		M8X25		
121	34260957803	ARM ASSY	1				
122	34260657580	BOLT,HEXAGON SOCKET(WITH WASHER)	2		M8X16		
131	34260367840	REMOTE CONTROL ASSY	1				
132	80185306016	SCREW,MACHINE	2		M6X16		
133	90304120601	WASHER	2		6		
141	34260239810	HANDLE (INNER)	1				
142	80192435016	SCREW,MACHINE	2		M5X16		
151	34260957804	REMOTE ASSY	1				
152	80185306016	SCREW,MACHINE	3		M6X16		
153	90304120601	WASHER	3		6		
161	34260239710	HANDLE (DOOR/OUTER)	1				
162	80192486016	SCREW,MACHINE	2		M6X16		
171	34260957805	LOCK	1				
172	80192436016	SCREW,MACHINE	3		M6X16		
231	34260365010	CLIP (FOR ROD)	1				
261	34260957824	COVER (OUTER HANDLE)	1				
262	80192486012	SCREW,MACHINE	2		M6X12		
301	34260035220	STRIKER,SLIDE	2				
302	80192486016	SCREW,MACHINE	4		M6X16		
361	34260581310	SUPPORT	1				
362	34260581320	REGULATOR,WINDOW	1				
363	34260581330	MOTOR ASSY (REGULATOR)	1				
364	34260581340	SCREW,TAPPING	3				
365	82100002261	CONNECTOR (2POLES,MALE)	1				
366	82100002256	TERMINAL	2				
500	34260957793	DOOR ASSY (CAB)	1				

GR-750-2-00105 5 BOOM + 2 JIB, 2M2D

Pos No.	Parts No	Parts Name	Qty	Unit	Technical Data	Serial No (Start)	Serial No (End)
1	36320565111	COMPRESSOR	1				
2	36320565120	BASE	1				
3	36320452050	CUSHION (ISOLATOR)	4				
4	36320455800	BRACKET	1				
5	36320562040	PULLEY (OIL MOTOR)	1				
6	36320562050	WASHER (OIL MOTOR AXIS STOPPER)	1				
7	36320562260	BELT (V)	1				
11	36320565131	BOLT	2		M10X25		
12	36320565141	BOLT	4		M10X35		
13	90280211000	NUT,FLANGE	2		M10X1.25		
14	90302040801	WASHER,SPRING	1		8		
15	36320455910	BOLT	1				
100	36320562021	COMPRESSOR ASSY	1				

GR-750-2-00105 5 BOOM + 2 JIB, 2M2D

Pos No.	Parts No	Parts Name	Qty	Unit	Technical Data	Serial No (Start)	Serial No (End)	Remarks	P
100	36172650000	CONTROLLER (GSMT)	1						

GR-750-2-00105 5 BOOM + 2 JIB, 2M2D

Pos No.	Parts No	Parts Name	Qty	Unit	Technical Data	Serial No (Start)	Serial No (End)	Remarks	Pa
2	34693111100	COVER	1						
3	34693061100	COVER (L)	1						
4	34693111300	COVER	1						
5	34693061200	COVER (R)	1						
6	90186210014	BOLT,FLANGE	12		M10X14				
9	34693021500	COVER	1						
10	34693021700	COVER	1						
13	90302040801	WASHER,SPRING	8		8				
15	34690923600	HINGE	2						
16	90101208020	BOLT	6		M8X20				
17	90201200800	NUT	6		M8				
18	82466301450	INSULATOR	2						
19	80172804020	SCREW,MACHINE	2		M4X20				
20	37000505950	PLATE	4		T=3.2				
21	34691292900	INSULATOR	4						
22	90186208014	BOLT,FLANGE	14		M8X14				
23	80182308014	SCREW,MACHINE	2		M8X14				
25	82400000357	CATCH	1						
50	35590249511	COVER ASSY	2						
52	34693069510	COVER ASSY	1						
54	82400000346	CATCH	3						
55	80147310430	RIVET	44		NSA 4-3				
60	34692802200	HINGE	2						
70	80147310450	RIVET	4		NSA4-5				
73	82466112900	CATCH	1						
82	34693029520	COVER ASSY	1						
101	34693068010	COVER ASSY,ENGINE	1						
114	82464110002	HINGE	6						

GR-750-2-00105 5 BOOM + 2 JIB, 2M2D

Pos No.	Parts No	Parts Name	Qty	Unit	Technical Data	Serial No (Start)	Serial No (End)
1	59457138000	PLUG ASSY	1				
2	90730008120	SCREW,SET	1		M8X12		
3	36017500010	NUT	1				
4	91302319000	BEARING,PLAIN	2				
5	91684019000	PACKING	2				
6	91431217501	RING,BACKUP	2				
7	36010920101	PISTON	1				
8	91002813500	O-RING	1		1B P135		
9	36018522000	ROD	1				
10	36019158811	CYLINDER	1				
11	91002918500	O-RING	1		1B G185		
12	91411013500	RING,BACKUP	1				
13	36018523000	SUPPORT	1				
14	91251101600	RING,DAMPER	1				
15	91694016000	PACKING	1				
16	91410216001	RING,BACKUP	1				
17	91301116000	BEARING,PLAIN	1				
18	91660016001	SEAL,DUST	1				
19	36605480000	CARTRIDGE, COUNTERBALANCE	1				
20	19116004000	COVER	1				
21	90172110025	BOLT,HEXAGON SOCKET	4		M10X25		
22	90302041001	WASHER,SPRING	4		10		
23	36019160010	PLATE	1				
24	16616016000	PLATE	1				
25	37001113210	ROLLER ASSY	1				
26	37000302950	SPACER	2		L=5		
27	90303102001	WASHER,PLAIN	2		20		
28	80136340030	PIN,SPLIT	2		4X30		
29	37000117060	PIN	1		L=120		
30	91000526500	O-RING	1		AS568-265		
31	36016664000	COVER,ROD	1				
61	36018529900	PACKING SET	1		160X190		
82	80516006204	BEARING,BALL	2				
92	80612111700	RING,RITAINING	1		AR170		
93	37000404290	BEARING,PLAIN	1				
100	36019150000	CYLINDER ASSY,TELESCOPING (NO.2)	1				

GR-750-2-00105 5 BOOM + 2 JIB, 2M2D

Pos No.	Parts No	Parts Name	Qty	Unit	Technical Data	Serial No (Start)	Serial No (End)	Remarks	P
1	36036711000	CYLINDER	1						
2	36030290501	ROD	1						
3	90101210055	BOLT	2		M10X55				
4	90302041001	WASHER,SPRING	6		10				
5	90101210016	BOLT	4		M10X16				
6	36030292000	STOPPER	1						
7	90730008200	SCREW,SET	1		M8X20				
8	36030250041	PISTON	1						
9	91684015008	PACKING	2						
10	91431213501	RING,BACKUP	2						
11	91002808000	O-RING	1		1B P80				
12	91411008000	RING,BACKUP	1						
13	91002914500	O-RING	1		1B G145				
14	36030291000	COVER ASSY,ROD	1						
15	91694012003	PACKING	1						
16	91410212000	RING,BACKUP	1						
17	91660012000	SEAL,DUST	1						
19	91301415000	BEARING,PLAIN	2						
43	80612111270	RING,RITAINING	1		AR127				
62	36036719901	PACKING SET	1		120X150				
100	36036710000	CYLINDER ASSY,JACK	1						

GR-750-2-00105 5 BOOM + 2 JIB, 2M2D

Pos No.	Parts No	Parts Name	Qty	Unit	Technical Data	Serial No (Start)	Serial No (End)	Rem
1	36081655010	GEAR,SPUR	1					
2	36081655020	RETAINER	1					
3	36081215030	BEARING,ROLLER	1					
4	36081655030	CASING	1					
5	91210100003	SEAL,OIL	1					
6	80500006318	BEARING,BALL	1					
7	80316090060	PLUG	2		KKT PT3/8			
10	36070925180	RING,THRUST	4					
11	36081215070	BEARING,NEEDLE	8		HL-PK35X47X19.8X1			
12	36081655050	GEAR,PLANETARY	4					
15	36081655130	RING,THRUST	1					
16	90101510040	BOLT	8		M10X40			
17	90302041001	WASHER,SPRING	8		10			
18	36081655070	GEAR,SUN	1					
19	36081655080	BRACKET	1					
20	90101516050	BOLT	4		M16X50			
21	90302041601	WASHER,SPRING	4		16			
22	80601110450	RING,RITAINING	1		S45			
23	36081655090	COUPLING	1					
24	36081655100	GEAR,PLANETARY	3					
25	36071915210	BEARING,NEEDLE	3					
26	36070845230	RING,THRUST	4					
28	36081655120	GEAR,SUN	1					
29	36081655140	RING,RETAINING	1					
30	90102210016	BOLT	2		M10X16			
31	36081655150	WASHER,SEAL	2					
51	36081655300	CARRIER ASSY	1					
52	36081655310	CARRIER ASSY	1					
100	36081651000	REDUCER,SWING SPEED	1					

GR-750-2-00105 5 BOOM + 2 JIB, 2M2D

Pos No.	Parts No	Parts Name	Qty	Unit	Technical Data	Serial No (Start)	Serial No (End)	Remarks	Pages
2	34510702350	PACKING	1						
6	34510702450	PACKING	1						
7	34510702460	PACKING	1						
100	34510702400	DUCT	1						

GR-750-2-00105 5 BOOM + 2 JIB, 2M2D

Pos No.	Parts No	Parts Name	Qty	Unit	Technical Data	Serial No (Start)	Serial No (End)	Re
1	36172830000	CONTROLLER (ICF,ASSY ONLY)	1					
2	34354030200	HARNESS (FOR TELEMATICS)	1					
4	34354030100	SUPPORT	1					
5	99172106016	BOLT,TAPPING	3		M6X16			
6	90302040801	WASHER,SPRING	4		8			
7	90101208010	BOLT	4		M8X10			
8	91810132530	FASTENER	5					

GR-750-2-00105 5 BOOM + 2 JIB, 2M2D

Pos No.	Parts No	Parts Name	Qty	Unit	Technical Data	Serial No (Start)	Serial
1	34930706000	LAMP,BACKUP	1				
2	44960012000	BUZZER ASSY	1				
3	90186208014	BOLT,FLANGE	13		M8X14		
4	90280200800	NUT,FLANGE	21		M8		
7	90925035121	SCREW,TAPPING	4		3.5X12		
8	34930090500	LAMP,COMBINATION (RIGHT)	1				
9	34930090600	LAMP,COMBINATION (LEFT)	1				
12	90280201000	NUT,FLANGE	3		M10		
14	34650001301	CABLE (BATTERY)	1		L=400		
15	37002711020	CABLE (BATTERY-BATTERY RELAY)	1				
16	37002705510	CABLE (BATTERY-EARTH)	1				
17	36681880000	SENDER,THERMO(WATER)	1				
18	82100002003	CLAMP	6				
19	82100002040	CLAMP	1		WE15		
20	82100002005	CLAMP	1		WRC8		
24	(*****)	BOX ASSY (ELECTRIC UNIT)	1				
25	90186206014	BOLT,FLANGE	6		M6X14		
26	90303070801	WASHER,PLAIN	4		8		
32	90302040501	WASHER,SPRING	4		5		
33	34930704000	LAMP (COMBINATION)	2				
34	90201200500	NUT	4		M5		
35	34931341500	LAMP,HEAD	2				
38	37002710960	CABLE (BATTERY RELAY -- STARTER MOTOR)	1				
39	82100002019	CLAMP	3		WR40		
41	34931341300	HARNESS (GOVERNOR)	1				
42	(*****)	BOX ASSY (BATTERY)	1				
43	34930390800	CABLE (ALTERNATOR)	1				
44	33430162080	CABLE (STARTER MOTOR)	1				
45	34931341200	HARNESS (LOWER/MAIN)	1				
46	34931271200	HARNESS (AIR)	1				
48	82100002017	CLAMP	9		WR30		
49	82100002002	CLAMP	20		WR6		
50	82100002004	CLAMP	16		WR8		
51	82100002006	CLAMP	59		WR10		
52	82100002008	CLAMP	12		WR12		
53	82100002010	CLAMP	14		WR15		
54	82100002014	CLAMP	13		WR20		
55	82100002016	CLAMP	8		WR25		
56	82100002018	CLAMP	2		WR35		
57	90280200600	NUT,FLANGE	N		M6		
60	34930705000	LAMP,TURN SIGNAL (L)	1				
61	34930704500	LAMP,TURN SIGNAL (R)	1				
65	90303070401	WASHER,PLAIN	4		4		
66	80172304016	SCREW,MACHINE	4		M4X16		
68	34930430200	SUPPORT	1				
72	90101205014	BOLT	4		M5X14		
73	82100002037	CLAMP	5		WE10		
75	82400000118	CLAMP	1		L=80		
76	34931271400	HARNESS (OUTRIGGER)	1				
79	34931041800	SUPPORT	1				
82	91810132530	FASTENER	3				
83	91810130250	FASTENER	4				
84	34931255100	SUPPORT	1				
101	36361112060	RESISTANCE	1				
126	80172304020	SCREW,MACHINE	2		M4X20		
127	90302040401	WASHER,SPRING	4		4		
128	90201200400	NUT	2		M4		
131	82166300210	BULB,LAMP (KOITO)	3		24V 21W		
143	34930097650	LENS (RED)	2				
144	34930097660	LENS (ORANGE)	2				
148	34930097670	BULB,LAMP	2		24V 21/5W		
149	34930097680	BULB,LAMP	2		24V 21W		
150	34930097690	BULB,LAMP	2		24V 3W		

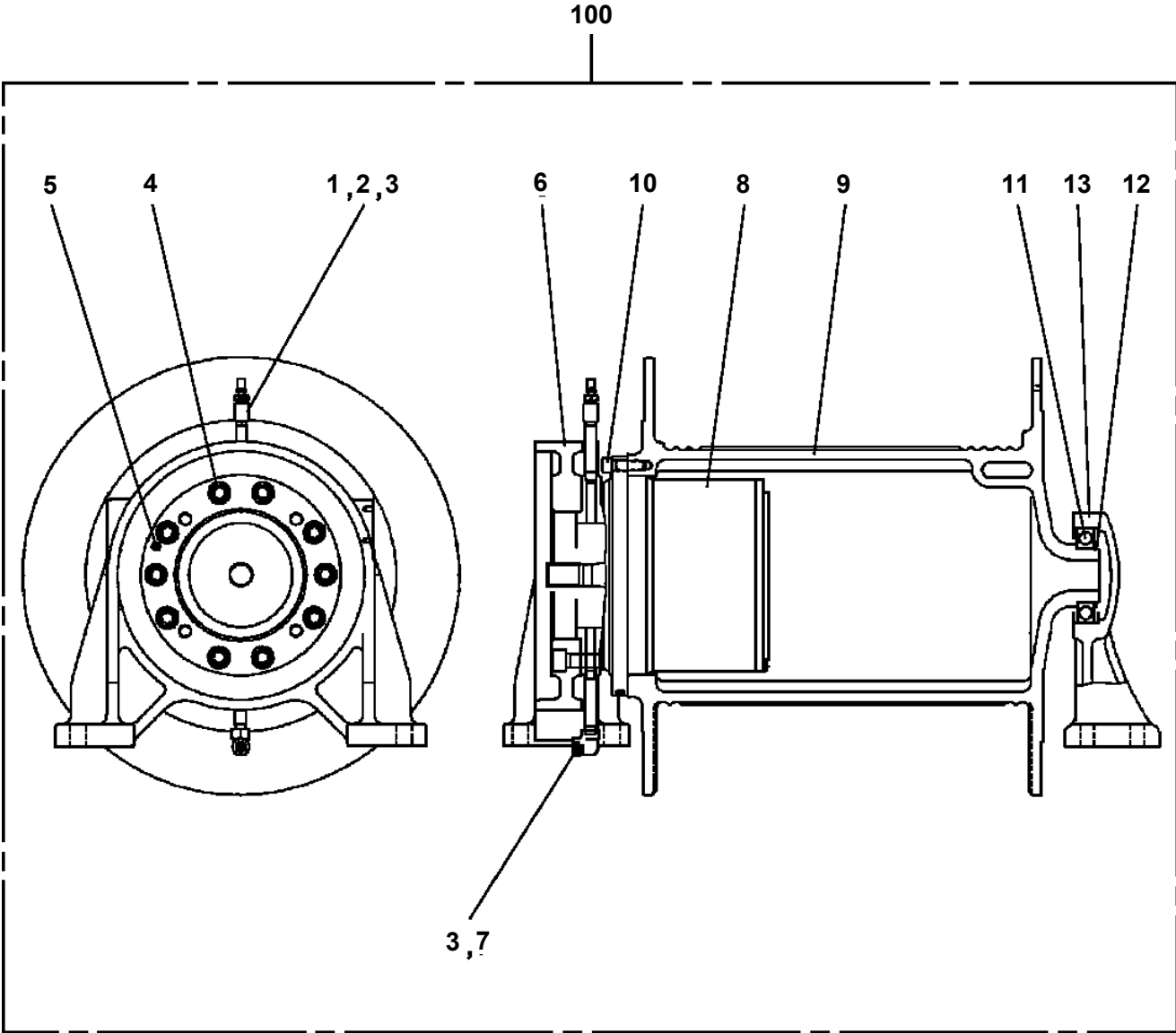
GR-750-2-00105 5 BOOM + 2 JIB, 2M2D

Pos No.	Parts No	Parts Name	Qty	Unit	Technical Data	Serial No (Start)	Serial No (End)	Remarks	Pages
1	34354021710	HARNESS	1						000127

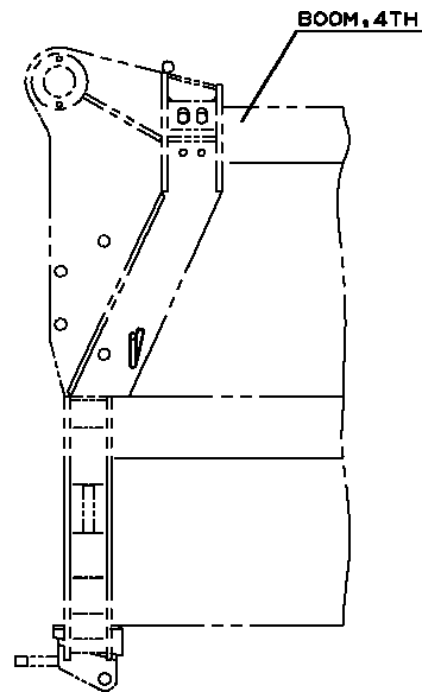
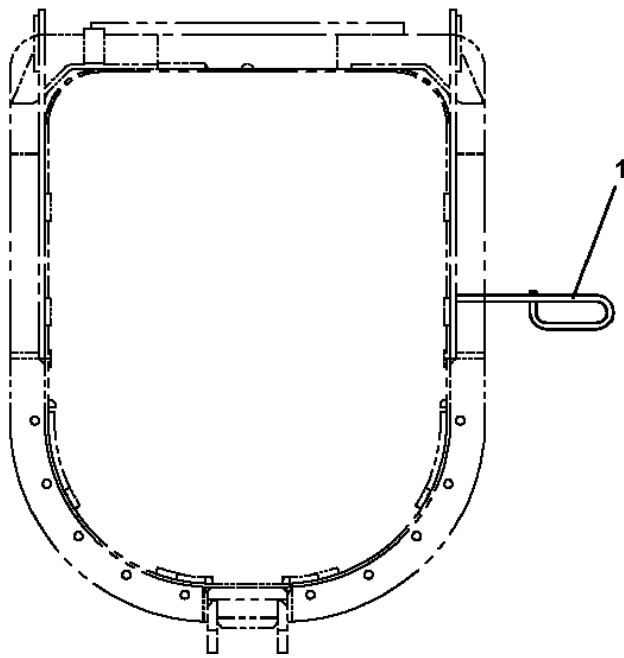
GR-750-2-00105 5 BOOM + 2 JIB, 2M2D

Pos No.	Parts No	Parts Name	Qty	Unit	Technical Data	Serial No (Start)	Serial
1	34271002900	COVER	1				
3	90186210020	BOLT,FLANGE	4		M10X20		
4	90303071001	WASHER,PLAIN	4		10		
7	34494770200	ANTENNA (GPS,ASSY ONLY)	1				
8	82400000071	GROMMET	1		OG-1		
9	36172650000	CONTROLLER (GSMT)	1				
11	80192486014	SCREW,MACHINE (WITH WASHER)	4		M6X14		
12	34494770100	HARNESS (GSMT)	1				
14	91850310305	CLAMP	3				
15	91810130240	FASTENER	3				
41	37002233280	PLATE,NAME(BEFORE USING MACHINE WITH)	1				
42	34353831200	PLATE,NAME (TELEMATICS)	1				

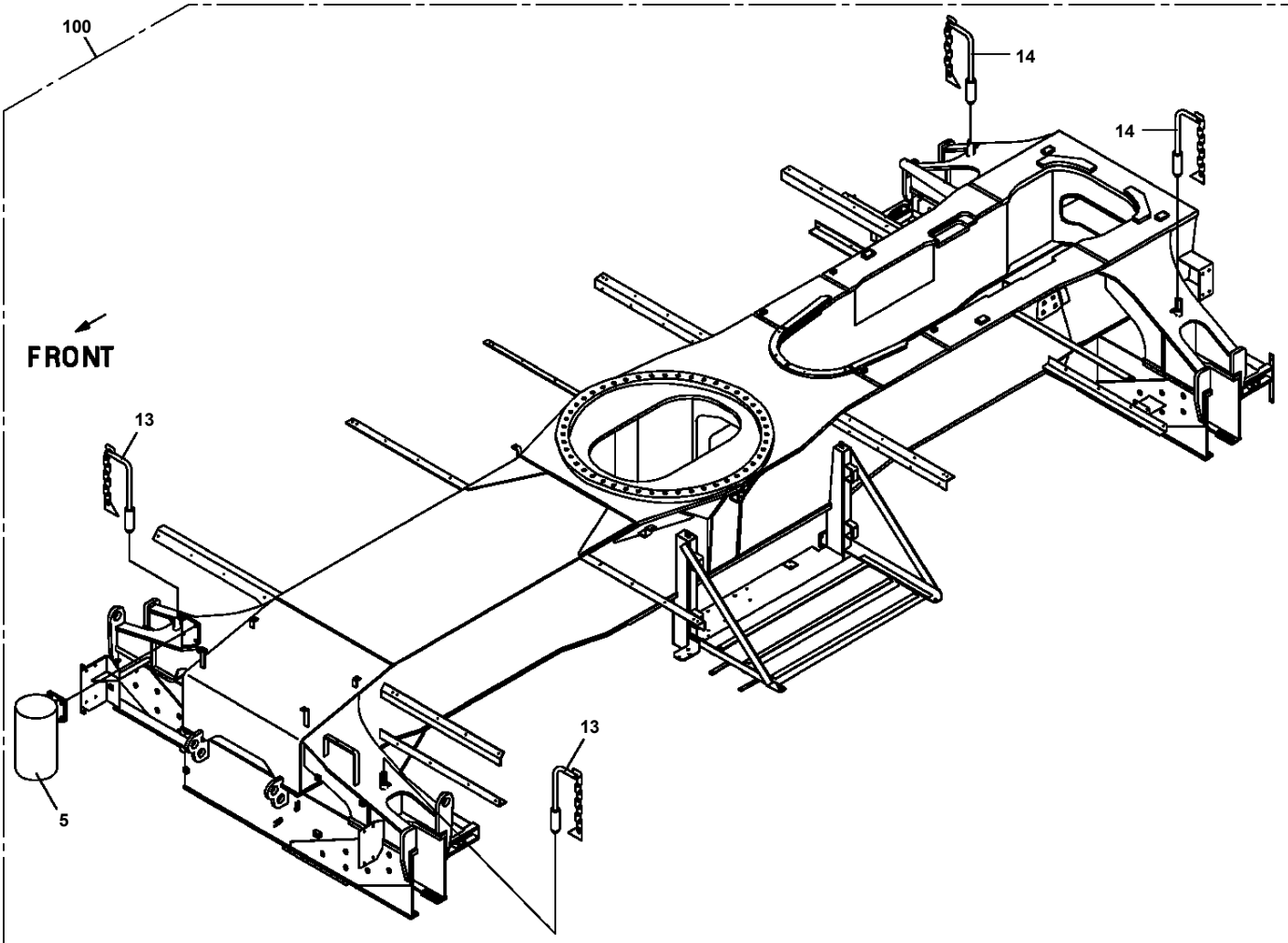
GR-750-2-00105 5 BOOM + 2 JIB, 2M2D
PF1010370-00 WINCH



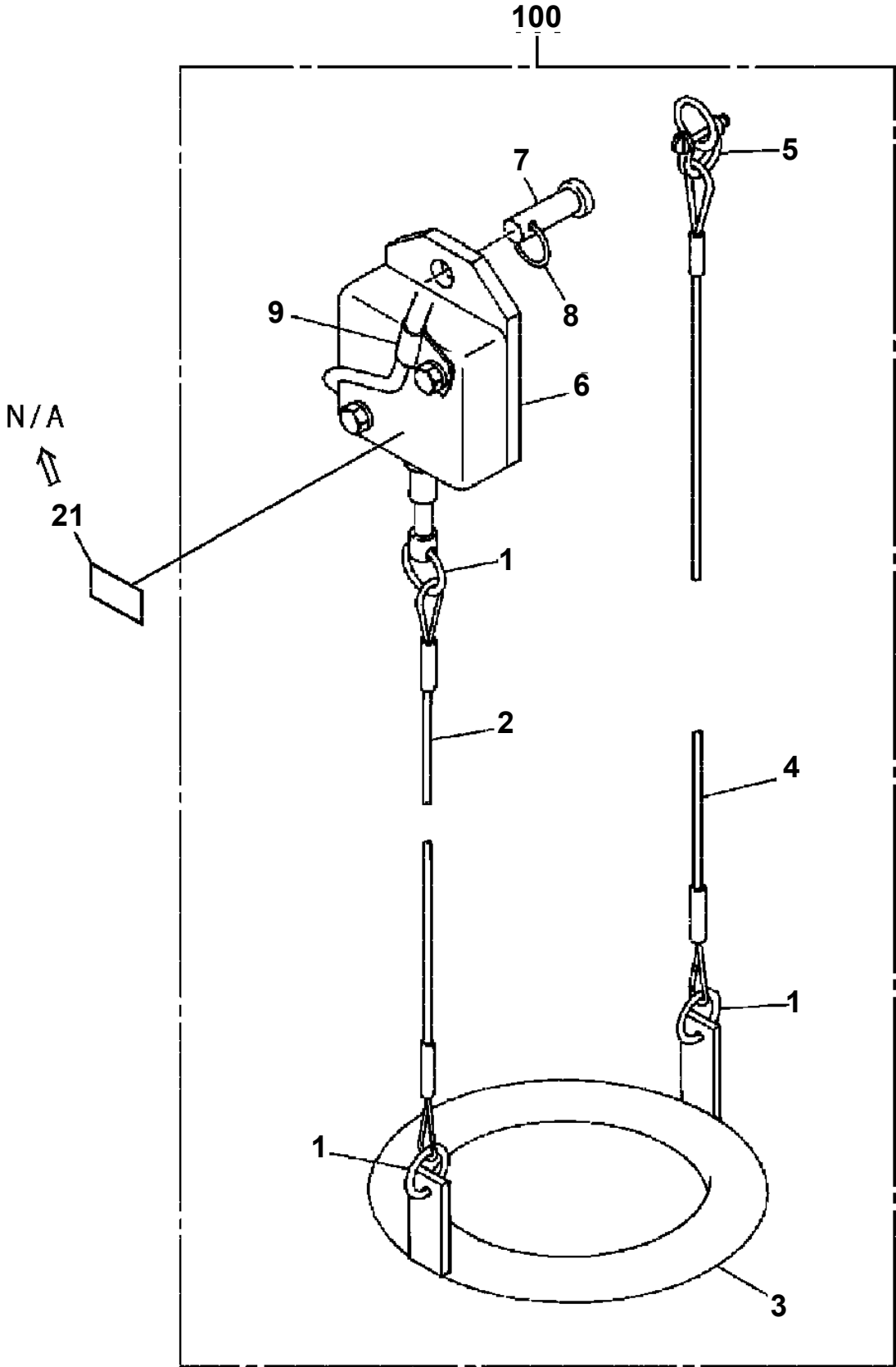
GR-750-2-00105 5 BOOM + 2 JIB, 2M2D
PF1080274-00 SUPPORT (BOOM,4TH:INDICATOR ASSY)



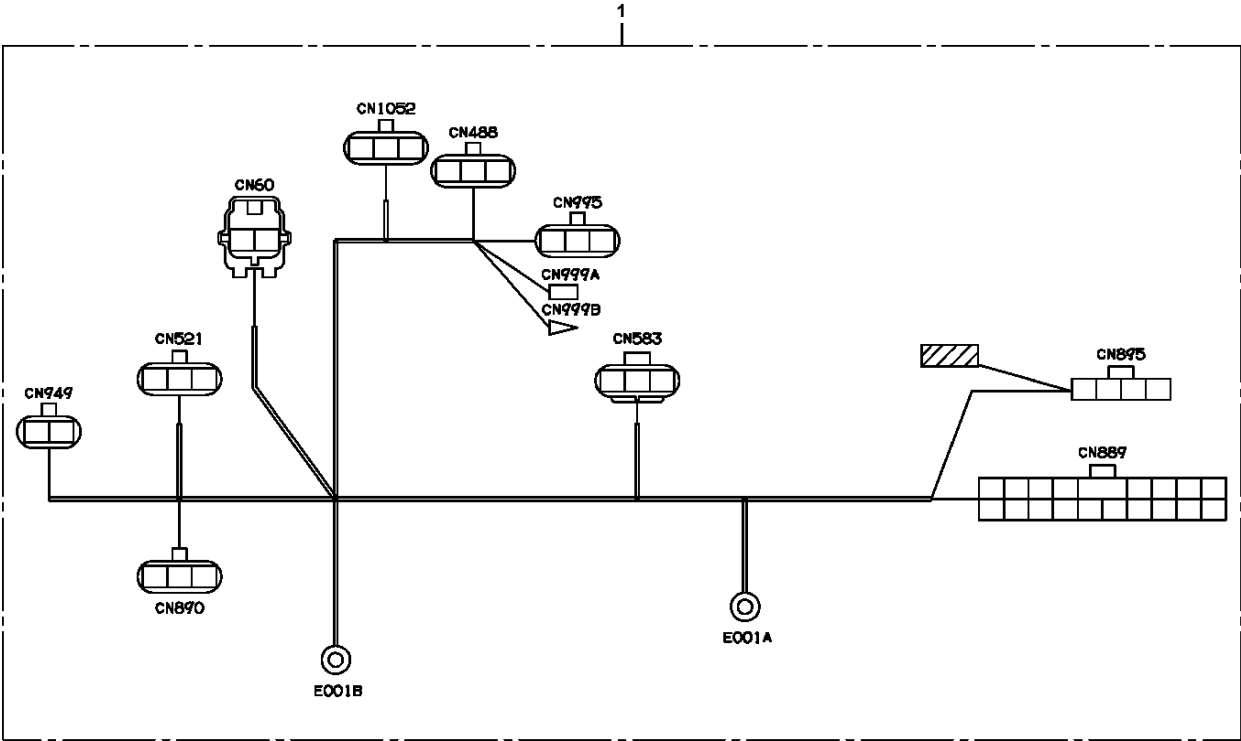
GR-750-2-00105 5 BOOM + 2 JIB, 2M2D
PF5100208-00 FRAME ASSY



GR-750-2-00105 5 BOOM + 2 JIB, 2M2D
PH1060294-03 DETECTOR, OVER WIND (WEIGHT/JIB)

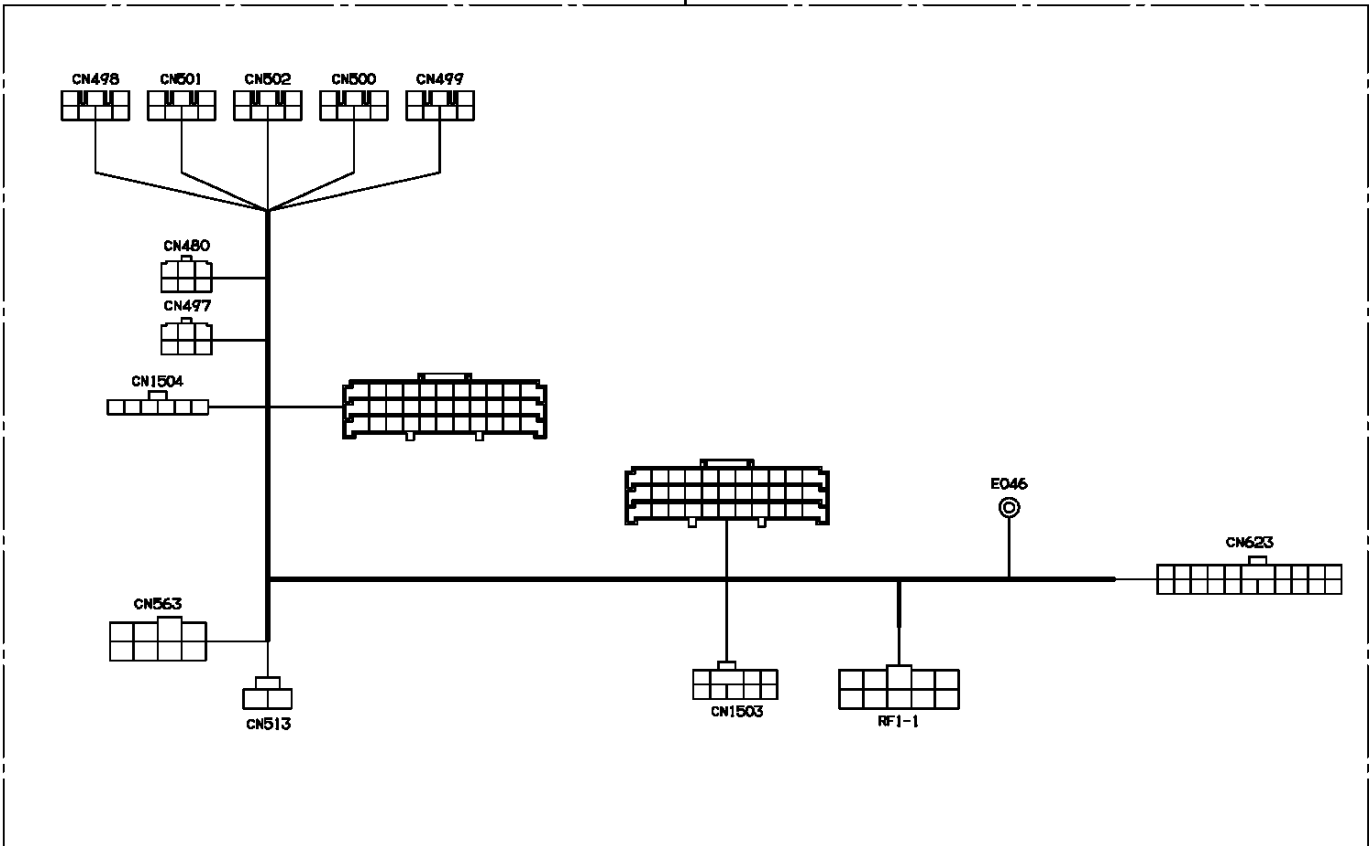


**GR-750-2-00105 5 BOOM + 2 JIB, 2M2D
PH5030051-00 HARNESS (SWING FRAME,RIGHT)**

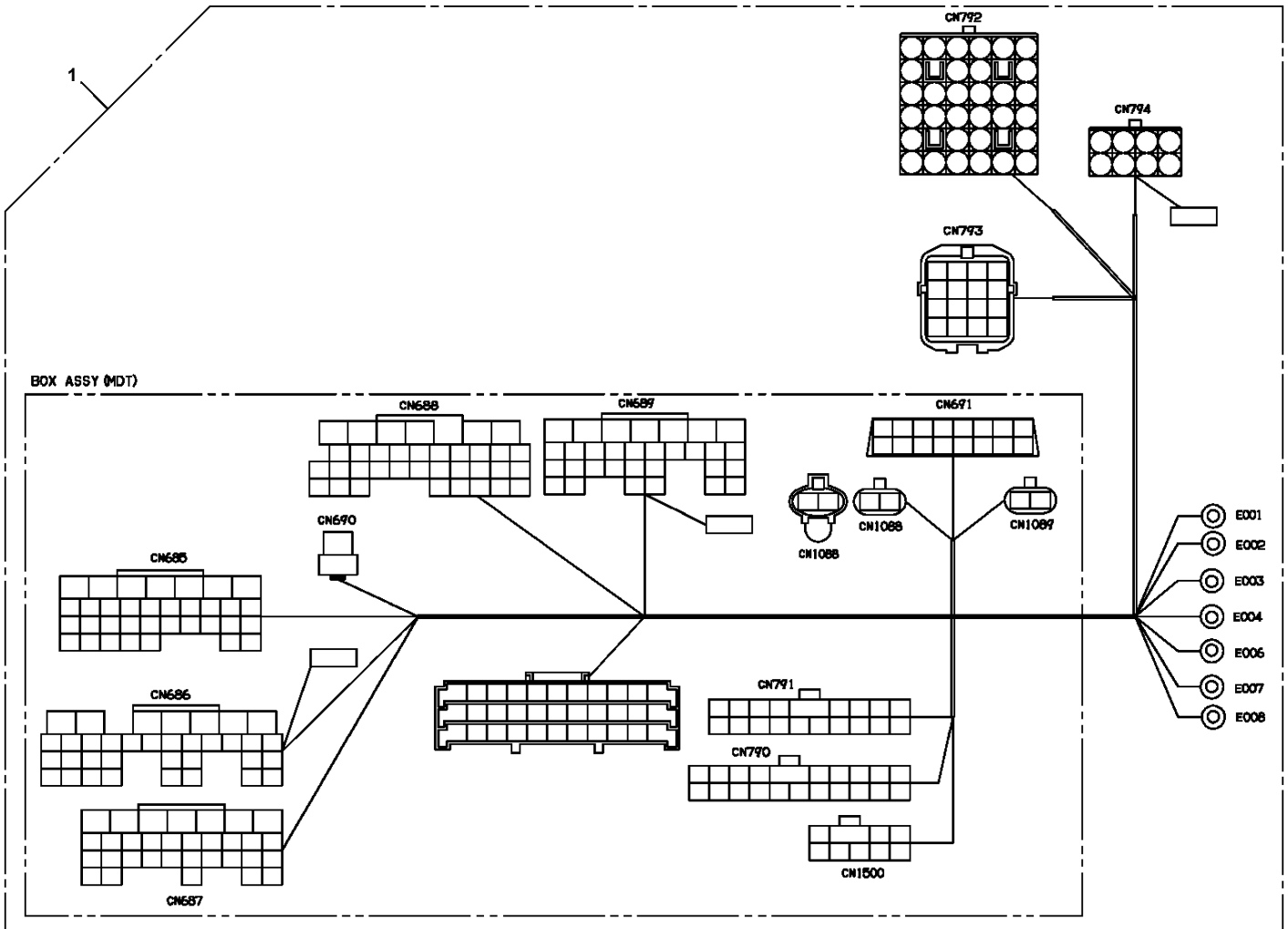


GR-750-2-00105 5 BOOM + 2 JIB, 2M2D
PH5030057-00 HARNESS

1

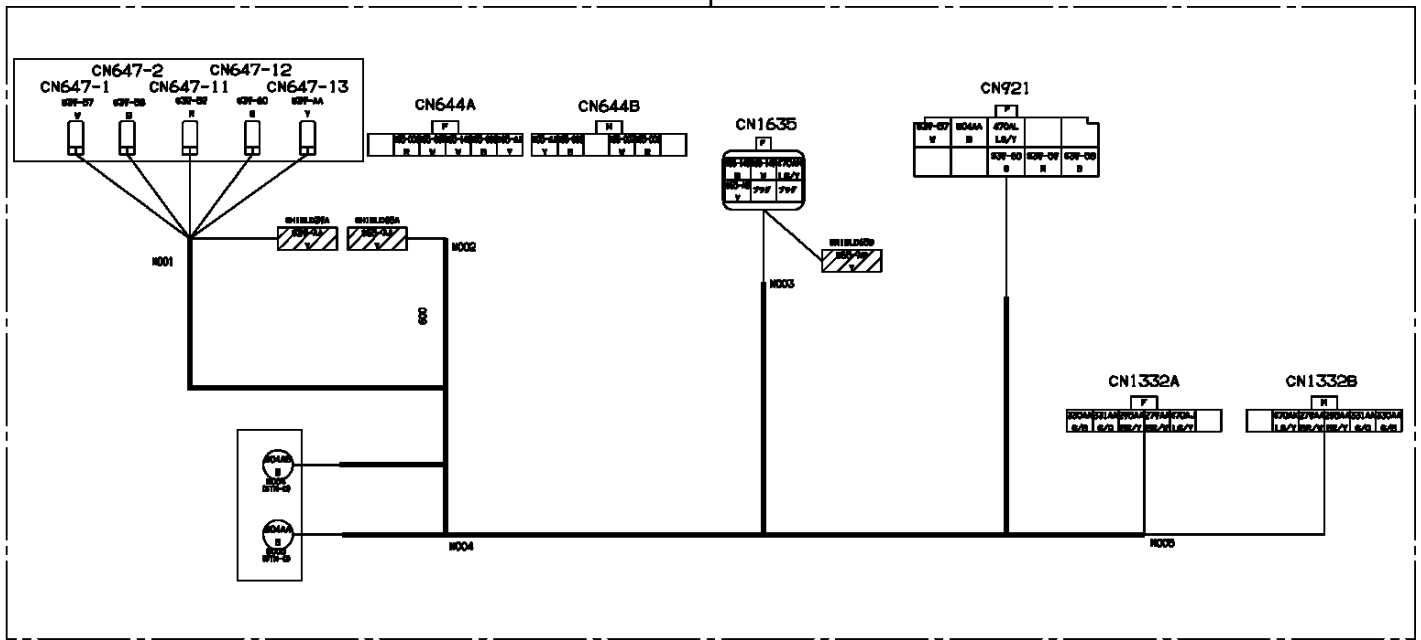


GR-750-2-00105 5 BOOM + 2 JIB, 2M2D
PH5030063-00 HARNESS (GOVERNOR)

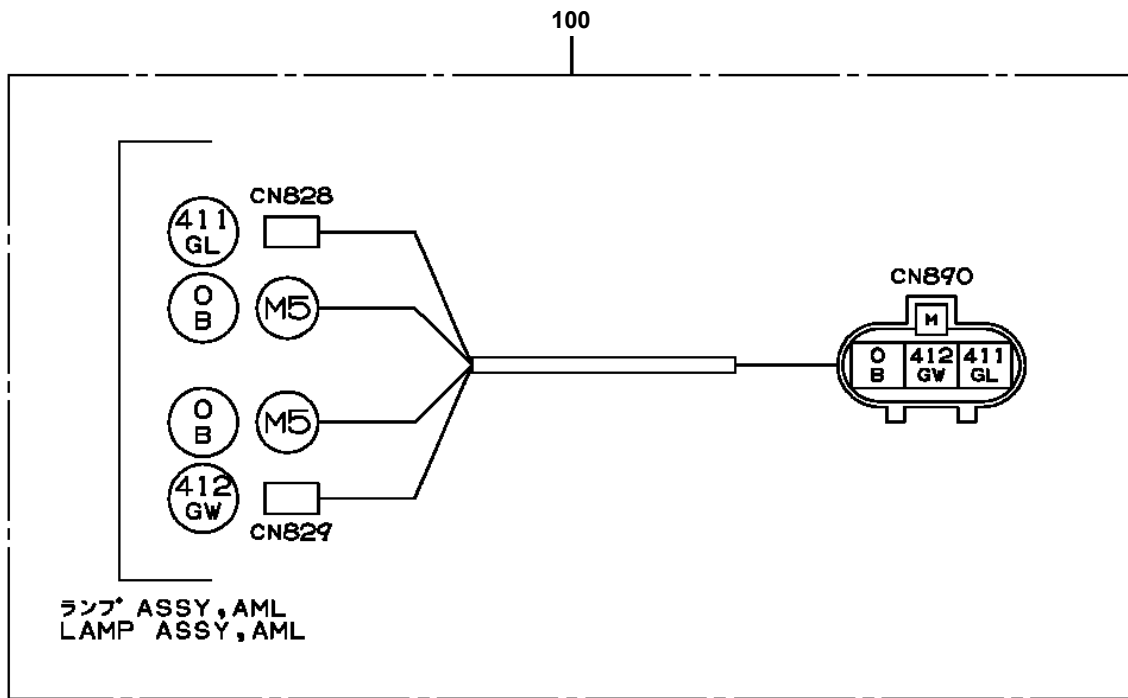


GR-750-2-00105 5 BOOM + 2 JIB, 2M2D PH5030592-00 HARNESS

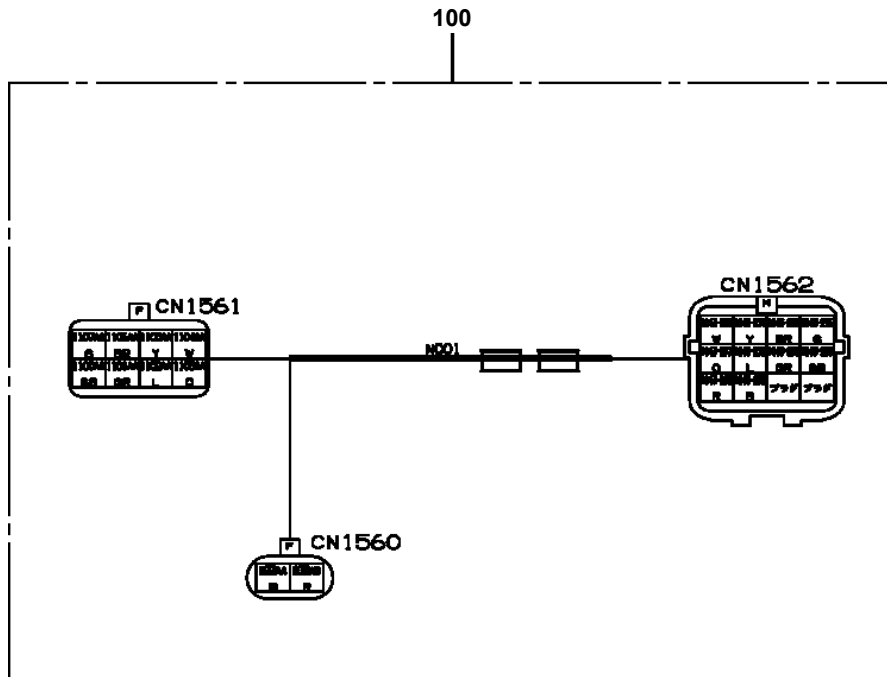
1



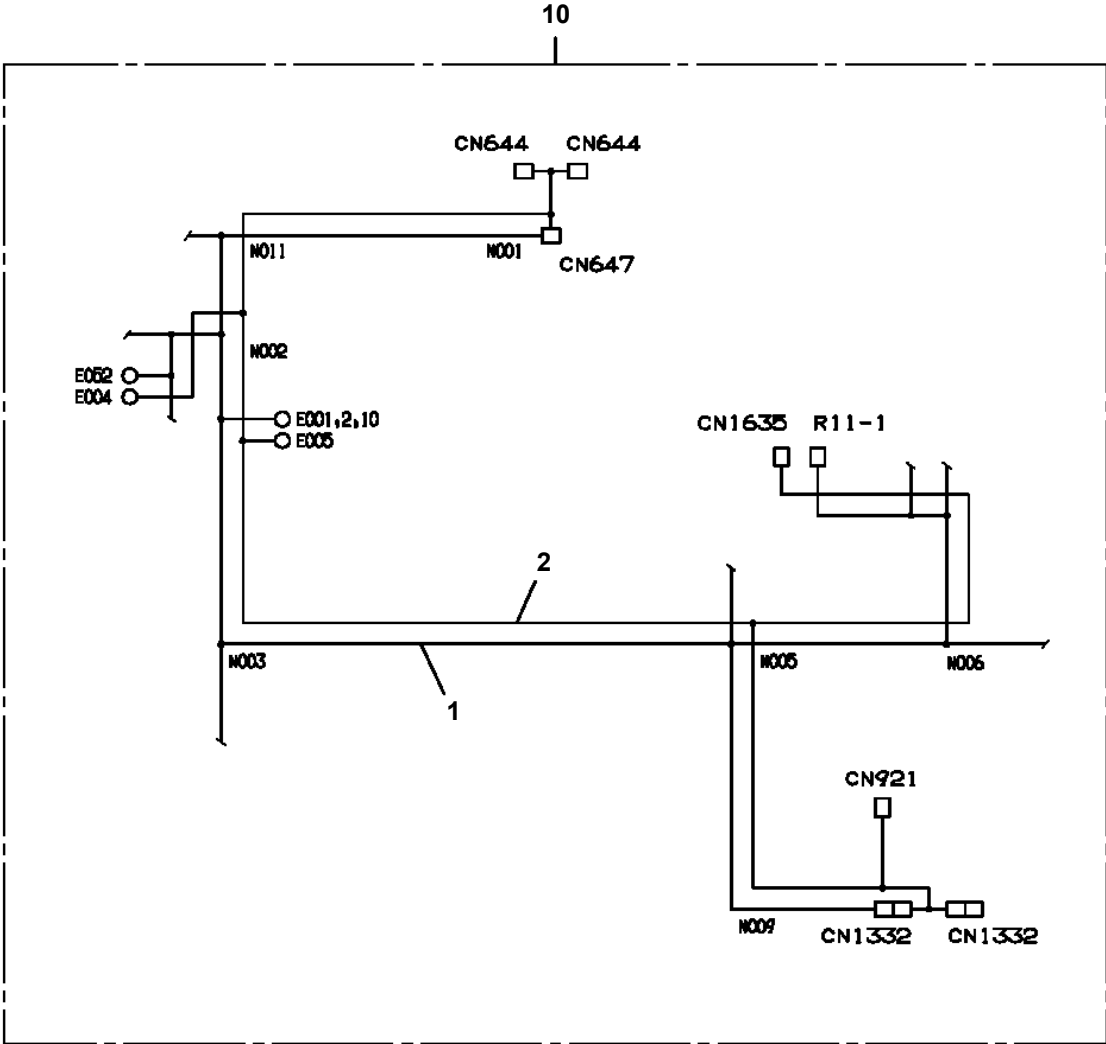
GR-750-2-00105 5 BOOM + 2 JIB, 2M2D
PH5031437-00 HARNESS



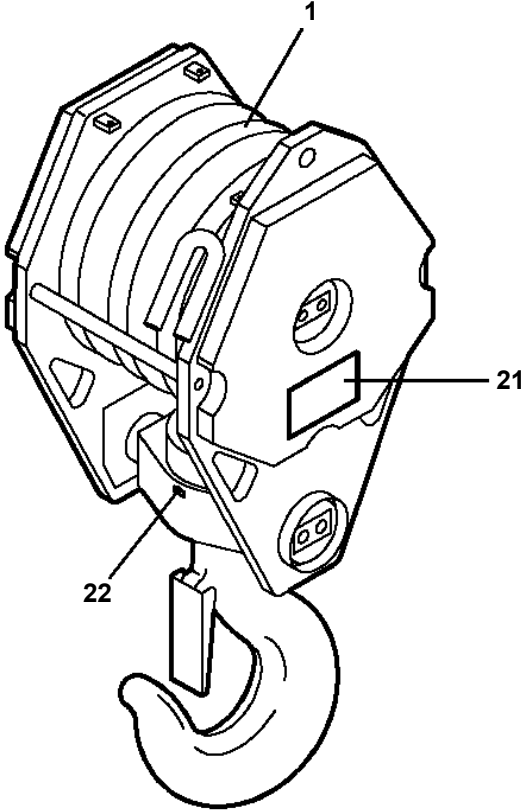
GR-750-2-00105 5 BOOM + 2 JIB, 2M2D
PH5033539-00 HARNESS (BOOM)



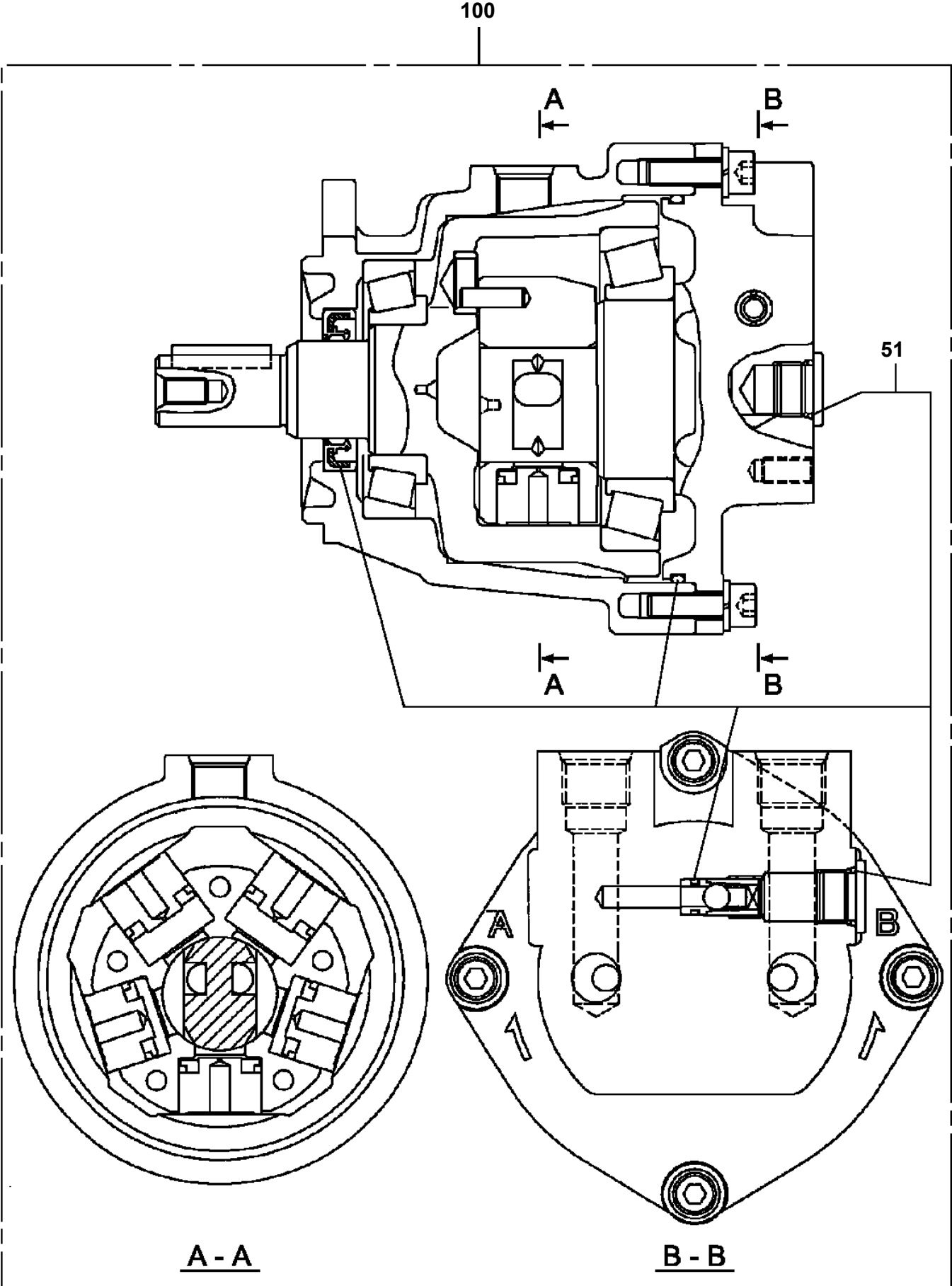
GR-750-2-00105 5 BOOM + 2 JIB, 2M2D
PH5040003-00 HARNESS ASSY (CRANE,ANEMOMETOR,ETC.)



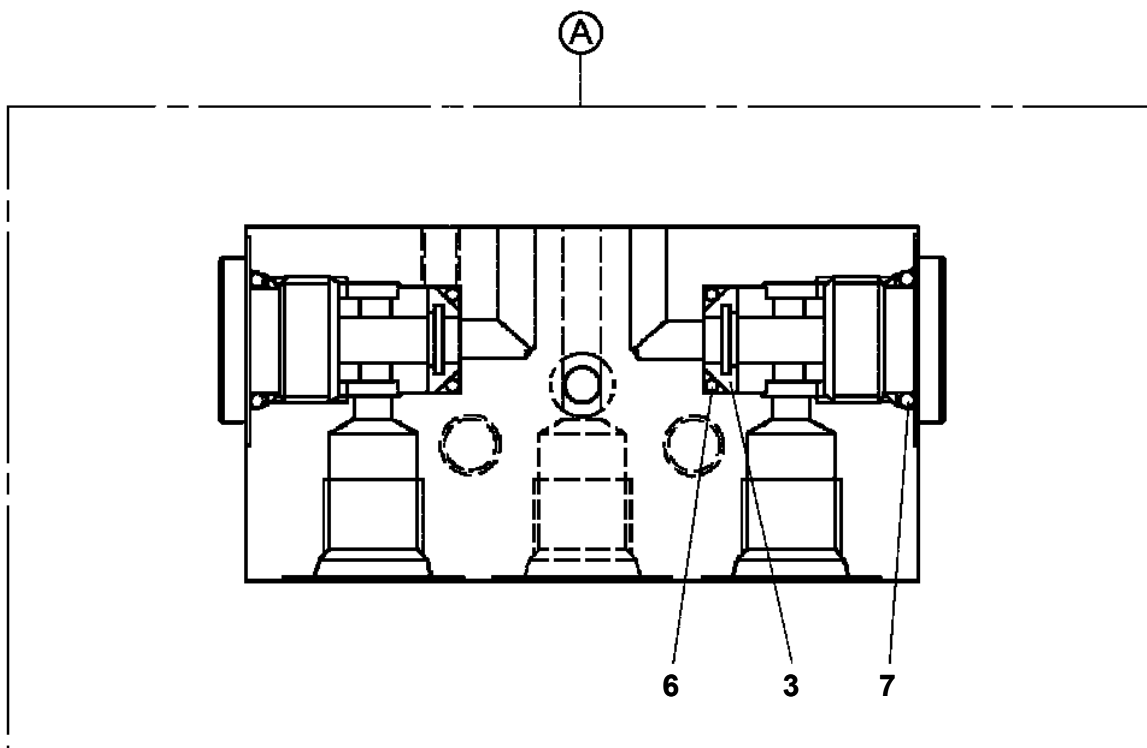
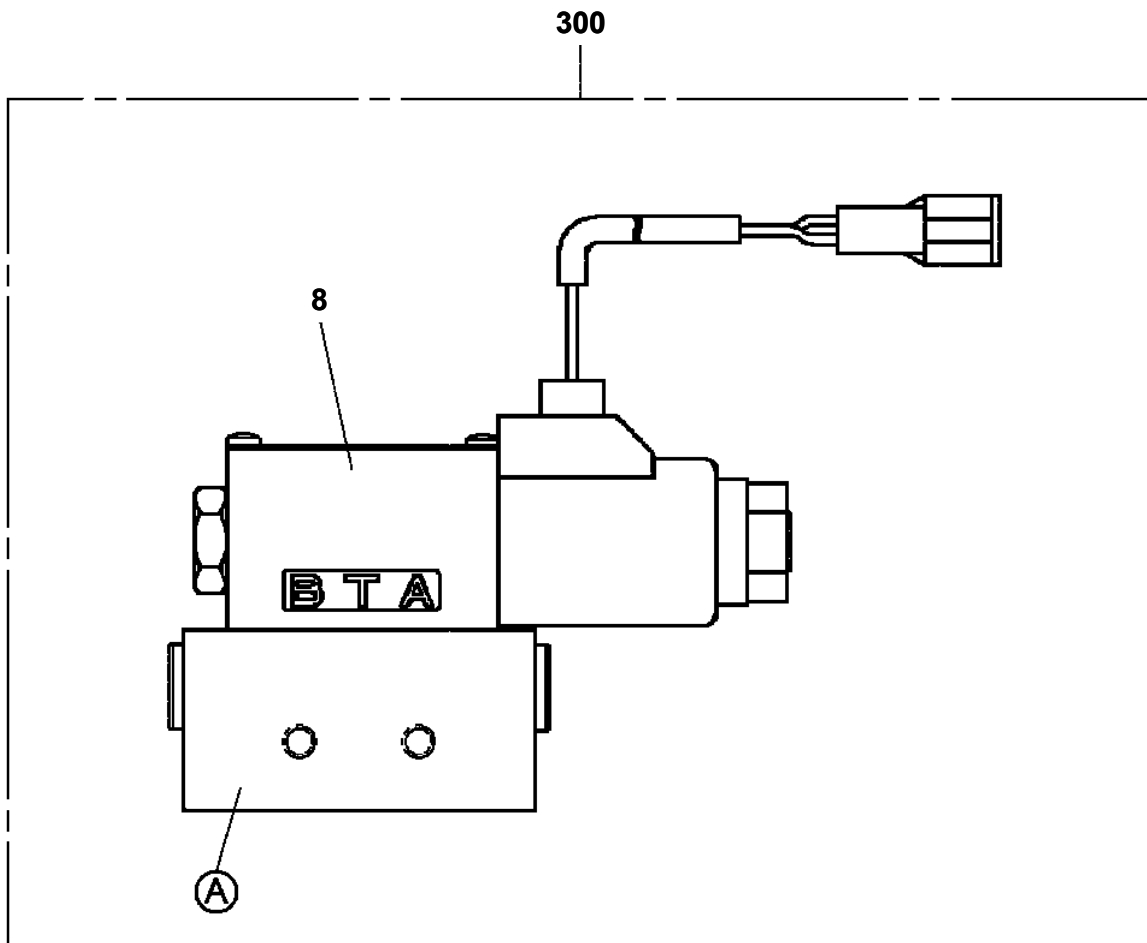
GR-750-2-00105 5 BOOM + 2 JIB, 2M2D
PH5080055-00 HOOK ASSY (MIDDLE,35 TON/ENGLISH)



GR-750-2-00105 5 BOOM + 2 JIB, 2M2D
PI1010216-00 MOTOR, HYDRAULIC

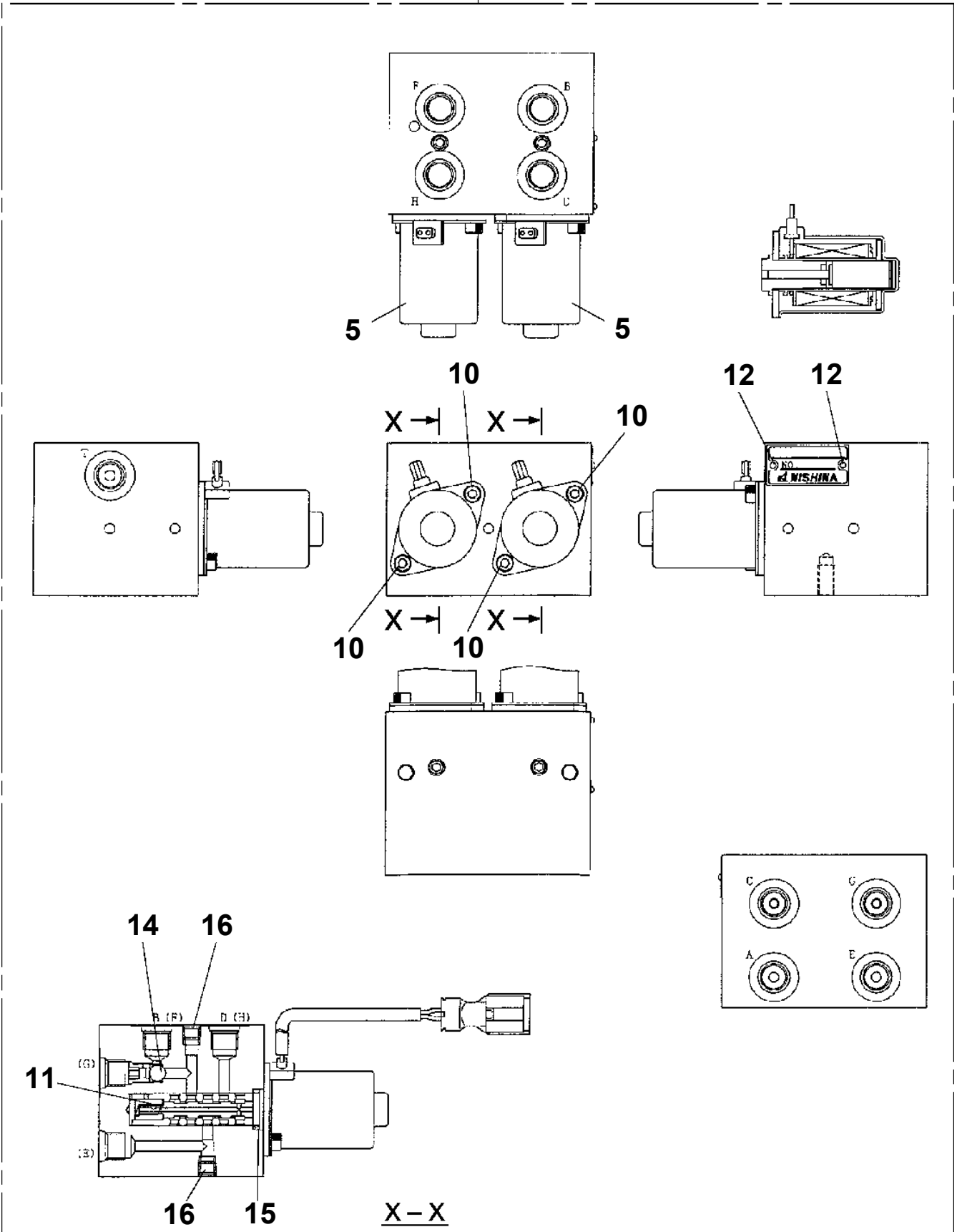


GR-750-2-00105 5 BOOM + 2 JIB, 2M2D
PI1120138-04 VALVE,SOLENOID

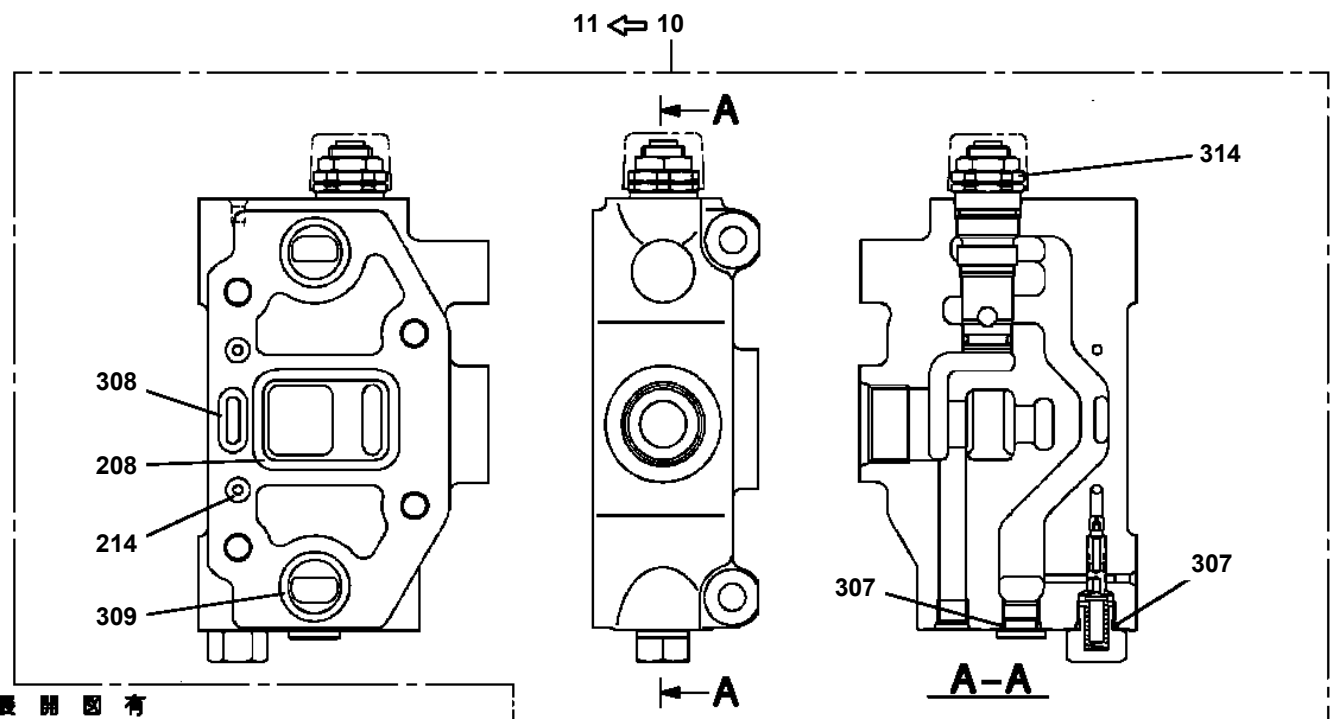
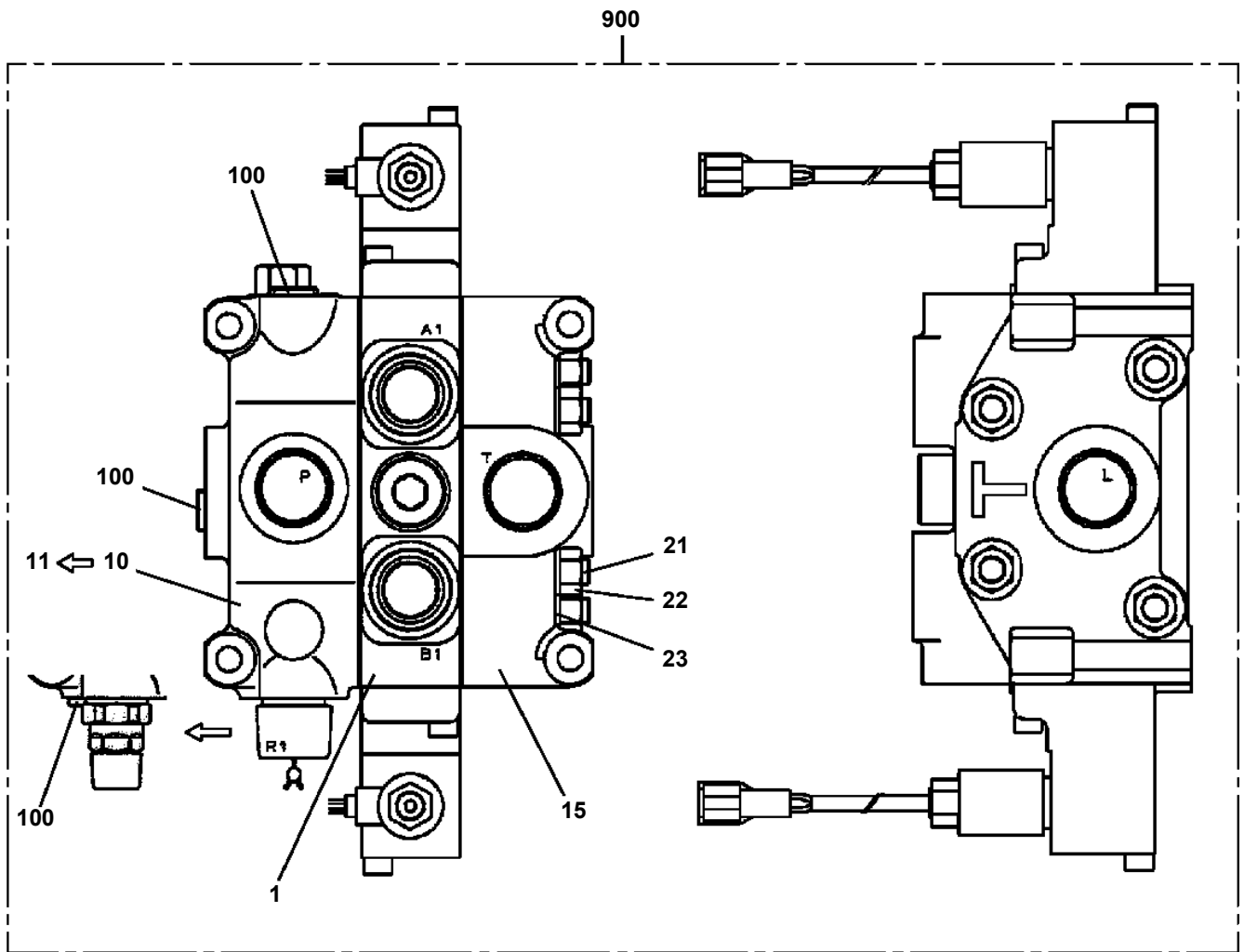


GR-750-2-00105 5 BOOM + 2 JIB, 2M2D
PI1120261-01 VALVE,SOLENOID

100



GR-750-2-00105 5 BOOM + 2 JIB, 2M2D
 PI1120340-04 VALVE,SOLENOID



展開圖有
 ILLUSTRATED BREAKDOWN NO. 1,314

GR-750-2-00105 5 BOOM + 2 JIB, 2M2D

Pos No.	Parts No	Parts Name	Qty	Unit	Technical Data	Serial No (Start)	Serial No (End)	Remarks
6	36740705010	VALVE ASSY,SOLENOID	1					
7	36646315010	SPRING	1					
10	91001203000	O-RING	2		1A G30			
19	36740705020	PLUG (ORIFICE)	2					
100	36649750000	VALVE,HYDRAULIC	1					

GR-750-2-00105 5 BOOM + 2 JIB, 2M2D

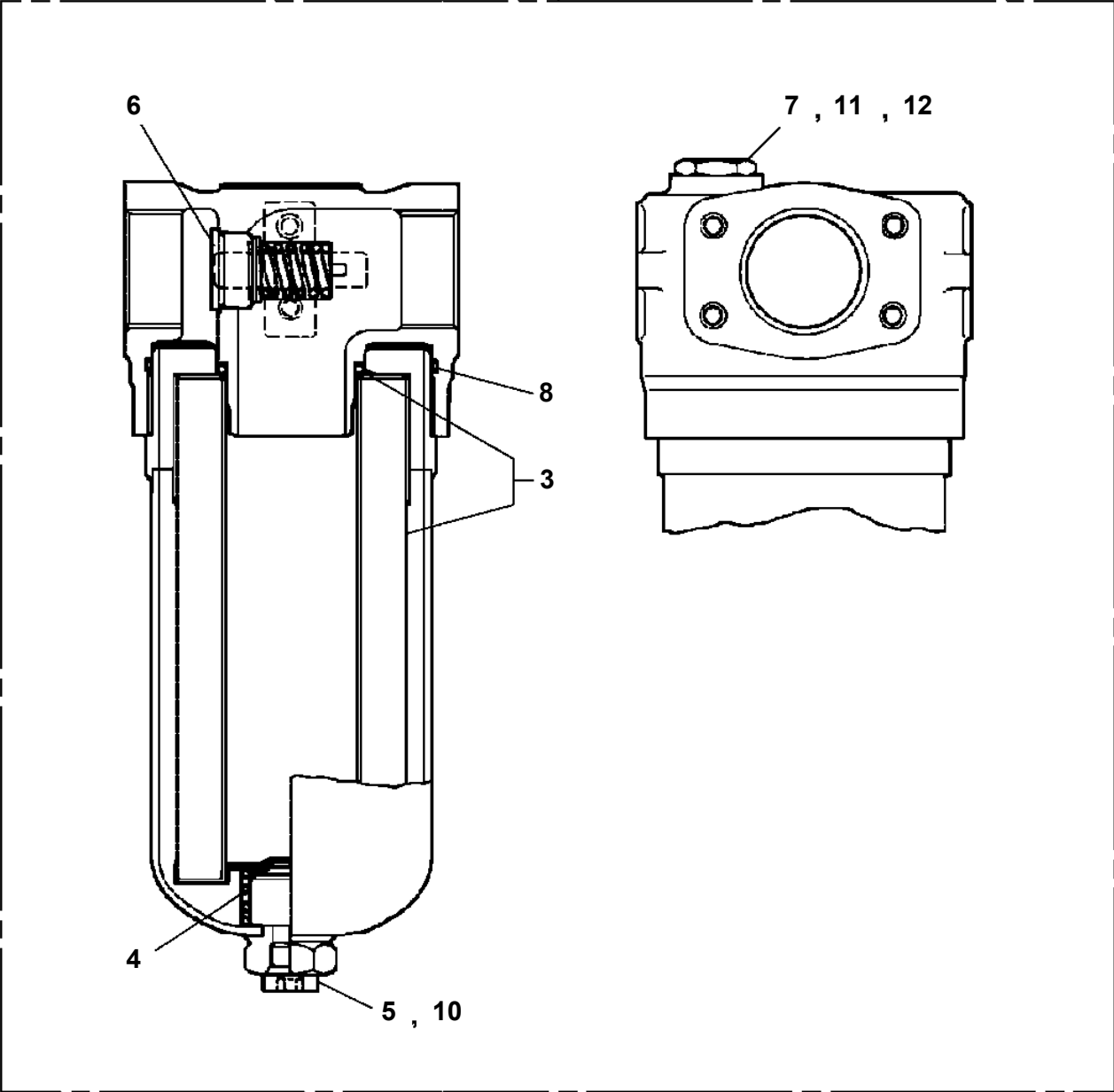
Pos No.	Parts No	Parts Name	Qty	Unit	Technical Data	Serial No (Start)	Serial No (End)	Remarks	Pages
1	36624535100	BODY	1						
2	36624525200	VALVE,CHECK	1						
3	36624525300	SPRING	1						
4	91002801800	O-RING	1		1B P18				
5	36624525500	PLUG	1						
6	36624525600	COLLAR	1						
30	36624530000	VALVE,CHECK	1						

GR-750-2-00105 5 BOOM + 2 JIB, 2M2D

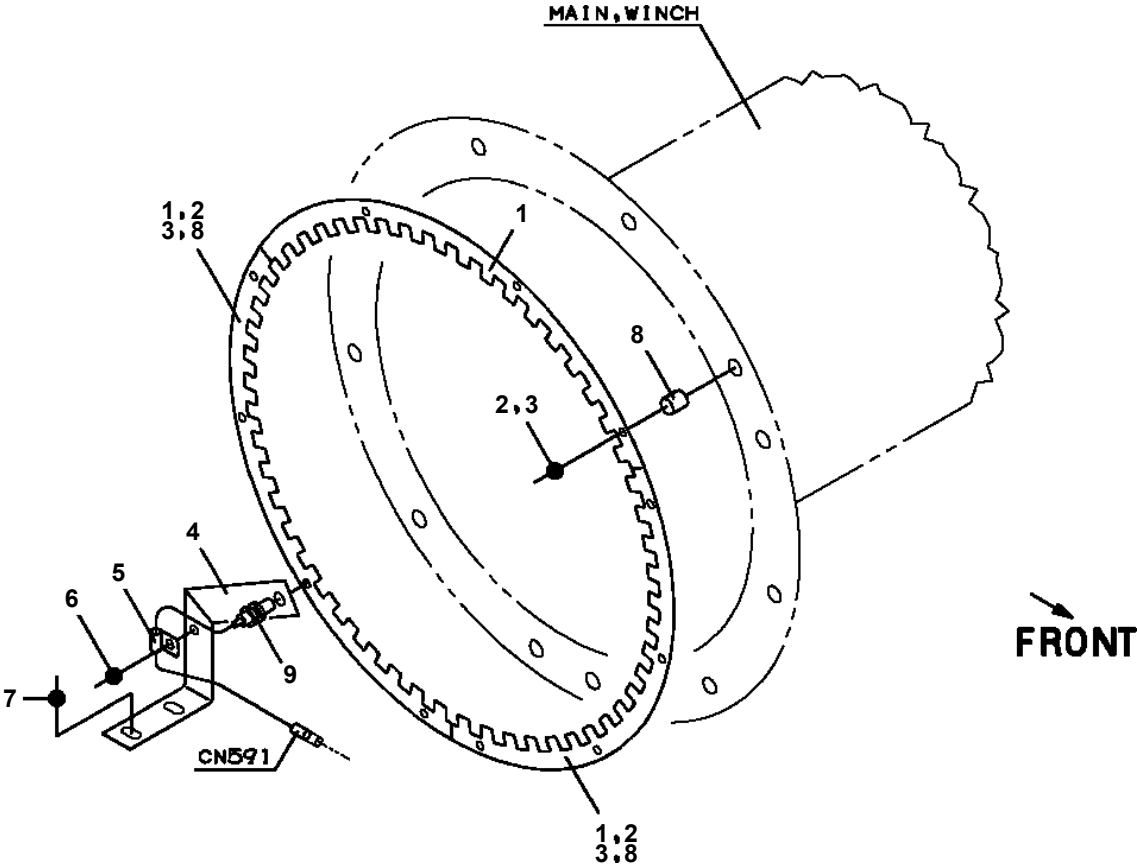
Pos No.	Parts No	Parts Name	Qty	Unit	Technical Data	Serial No (Start)	Serial No (End)	Remarks	Pages
2	36623692000	JOINT	2						
3	91002801400	O-RING	2		1B P14				
4	80560059000	BALL,STEEL	2		YB5/16				
10	36623690000	VALVE,SHUTTLE	1						

GR-750-2-00105 5 BOOM + 2 JIB, 2M2D
PI1300013-03 FILTER,OIL (TORQUE CONVERTER)

20

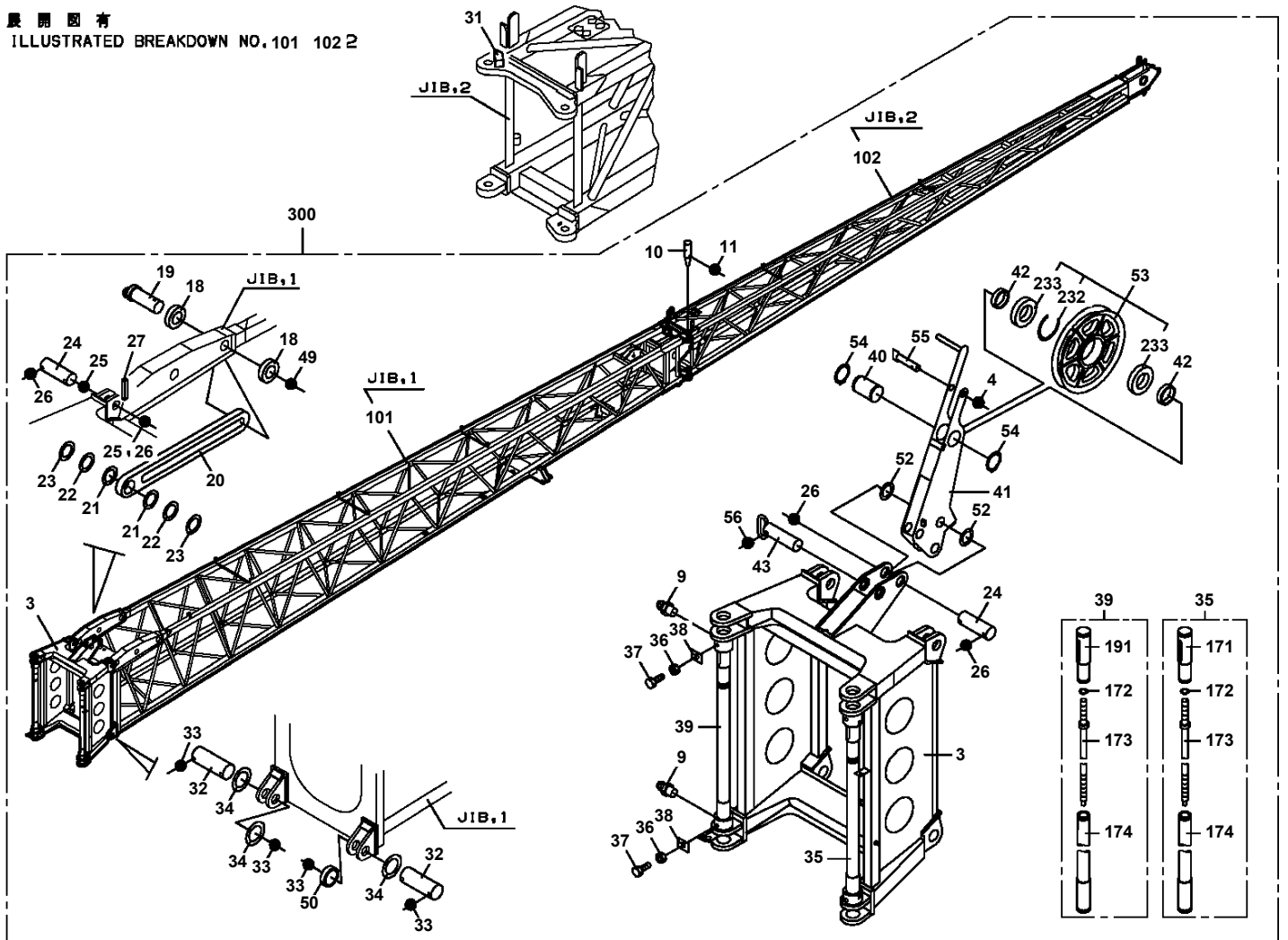


GR-750-2-00105 5 BOOM + 2 JIB, 2M2D
PI5030006-00 INDICATOR ASSY,DRUM (MAIN)



GR-750-2-00105 5 BOOM + 2 JIB, 2M2D
PJ5050004-05 JIB ASSY

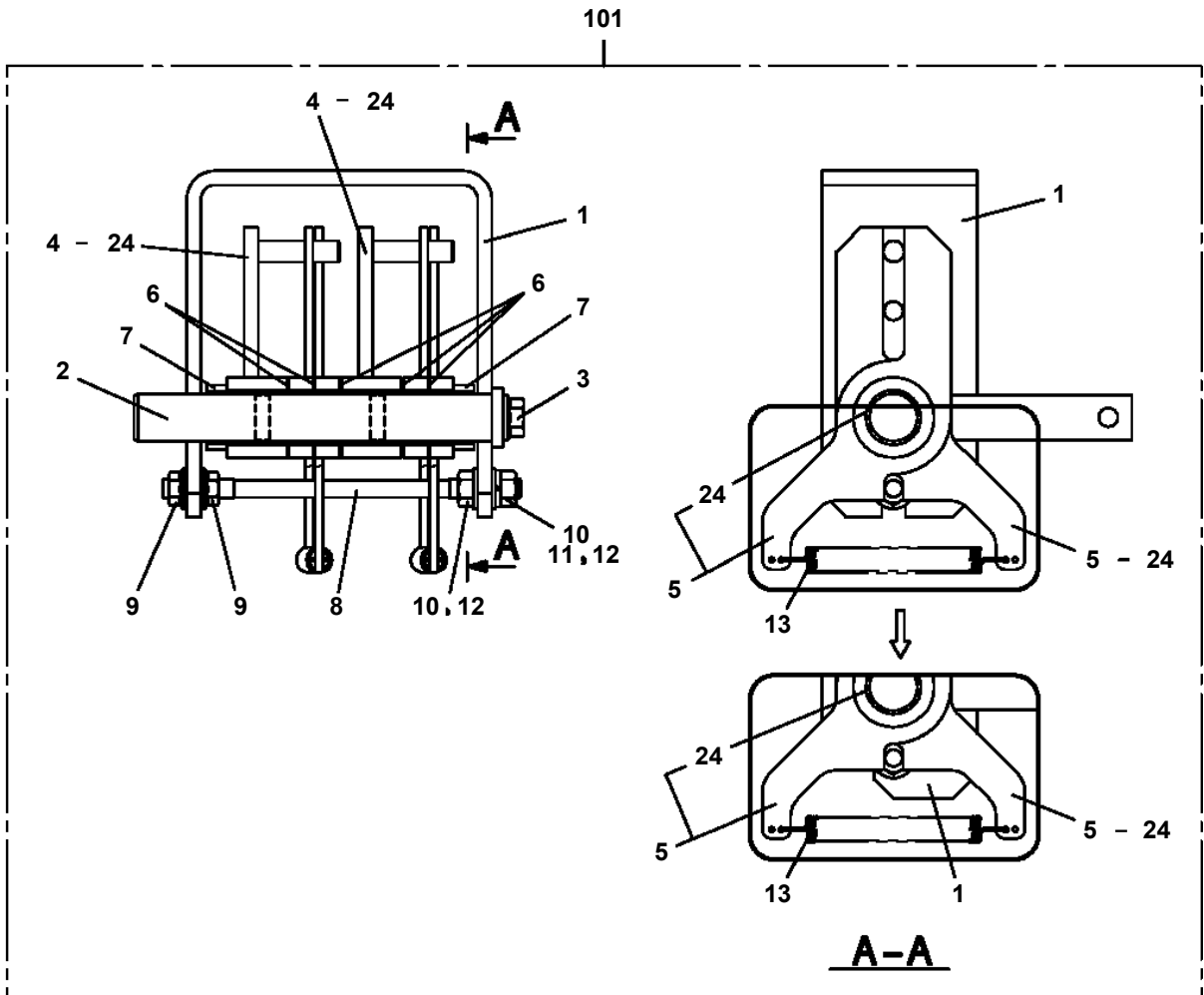
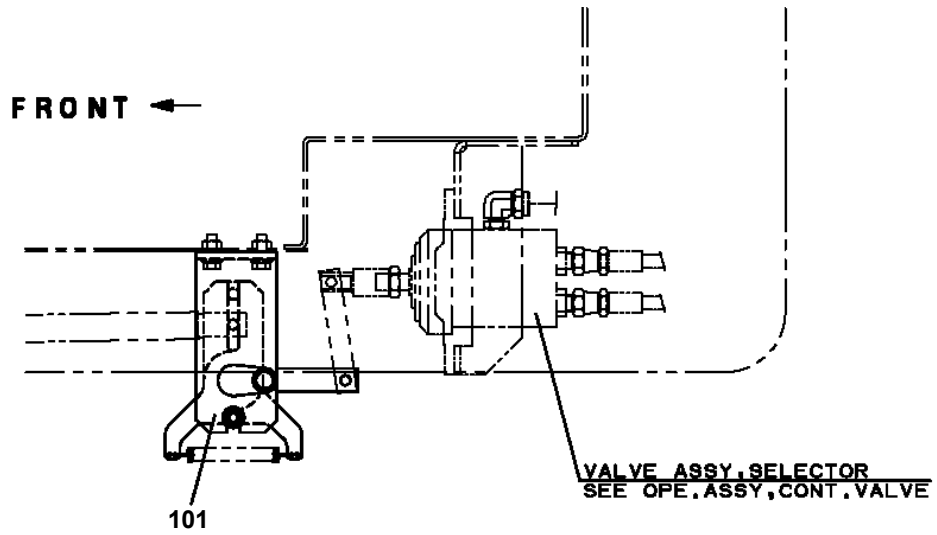
展開圖有
 ILLUSTRATED BREAKDOWN NO.101 102 2



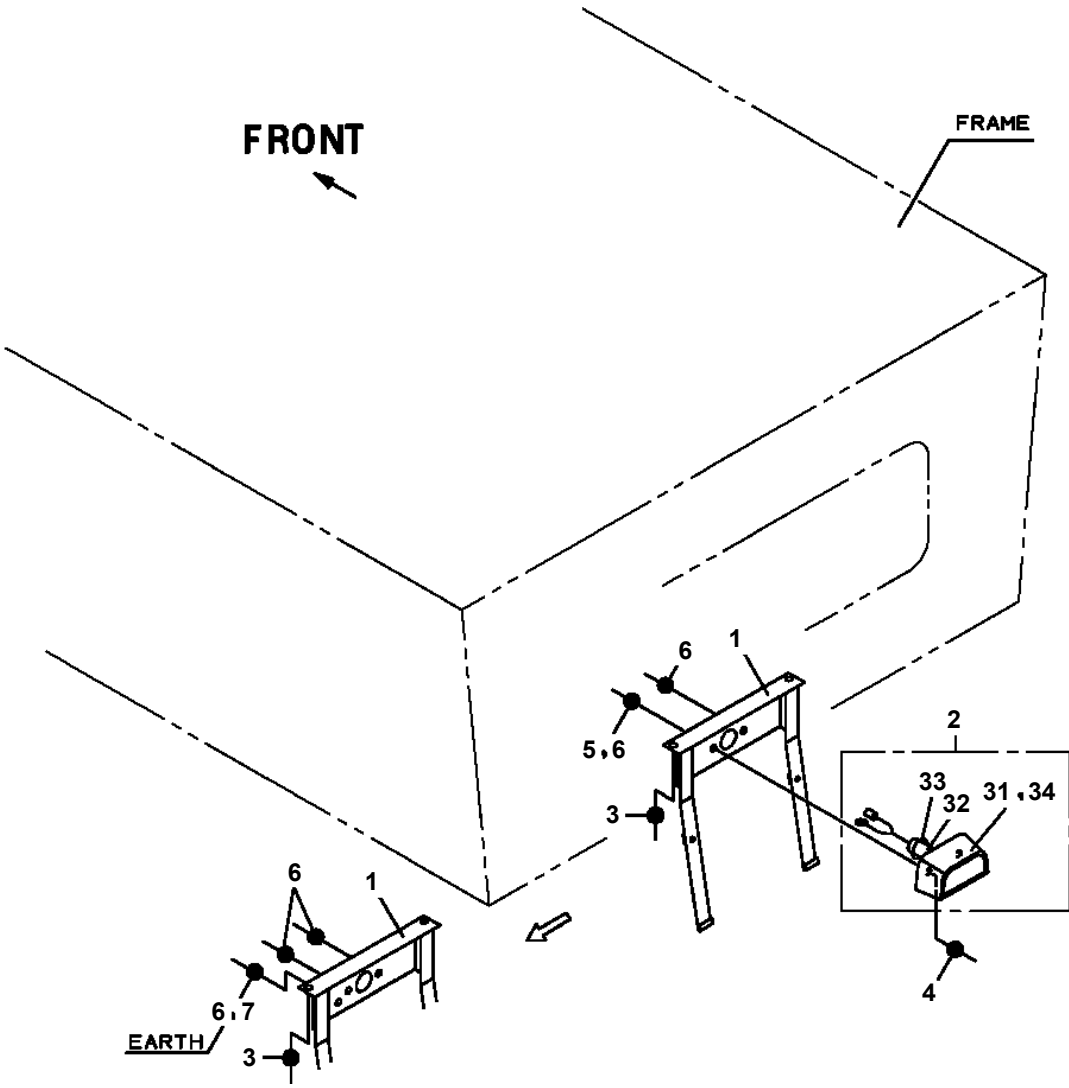
GR-750-2-00105 5 BOOM + 2 JIB, 2M2D

Pos No.	Parts No	Parts Name	Qty	Unit	Technical Data	Serial No (Start)	Serial No (End)	Remarks	P
5	36381345190	PLATE (LOCK)	1						
6	36381345200	BOLT (WITH WASHER)	6						
7	36382185260	BOOT	1						
8	36382185270	BAND	1						
9	36382185280	BAND	1						
100	36382185160	JOINT ASSY	1						

GR-750-2-00105 5 BOOM + 2 JIB, 2M2D
PL1010960-02 OPE.ASSY,CONT.VALVE (PEDAL NEUTRAL)



GR-750-2-00105 5 BOOM + 2 JIB, 2M2D
PL5090001-01 LAMP ASSY,LICENSE



CLICK HERE TO **DOWNLOAD** THE COMPLETE MANUAL

- Thank you very much for reading the preview of the manual.
- You can download the complete manual from: www.heydownloads.com by clicking the link below



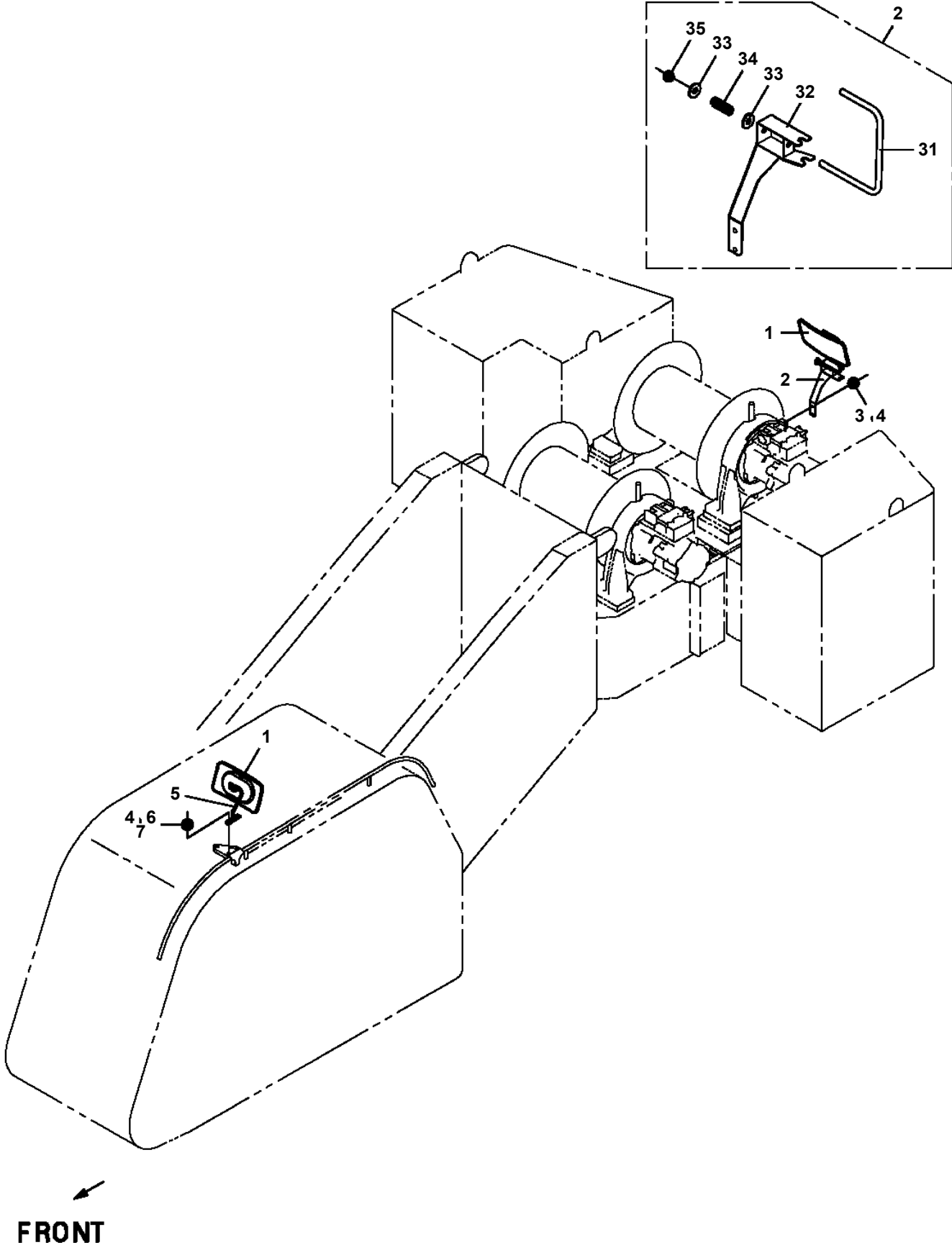
- Please note: If there is no response to CLICKING the link, please download this PDF first and then click on it.

CLICK HERE TO **DOWNLOAD** THE COMPLETE MANUAL

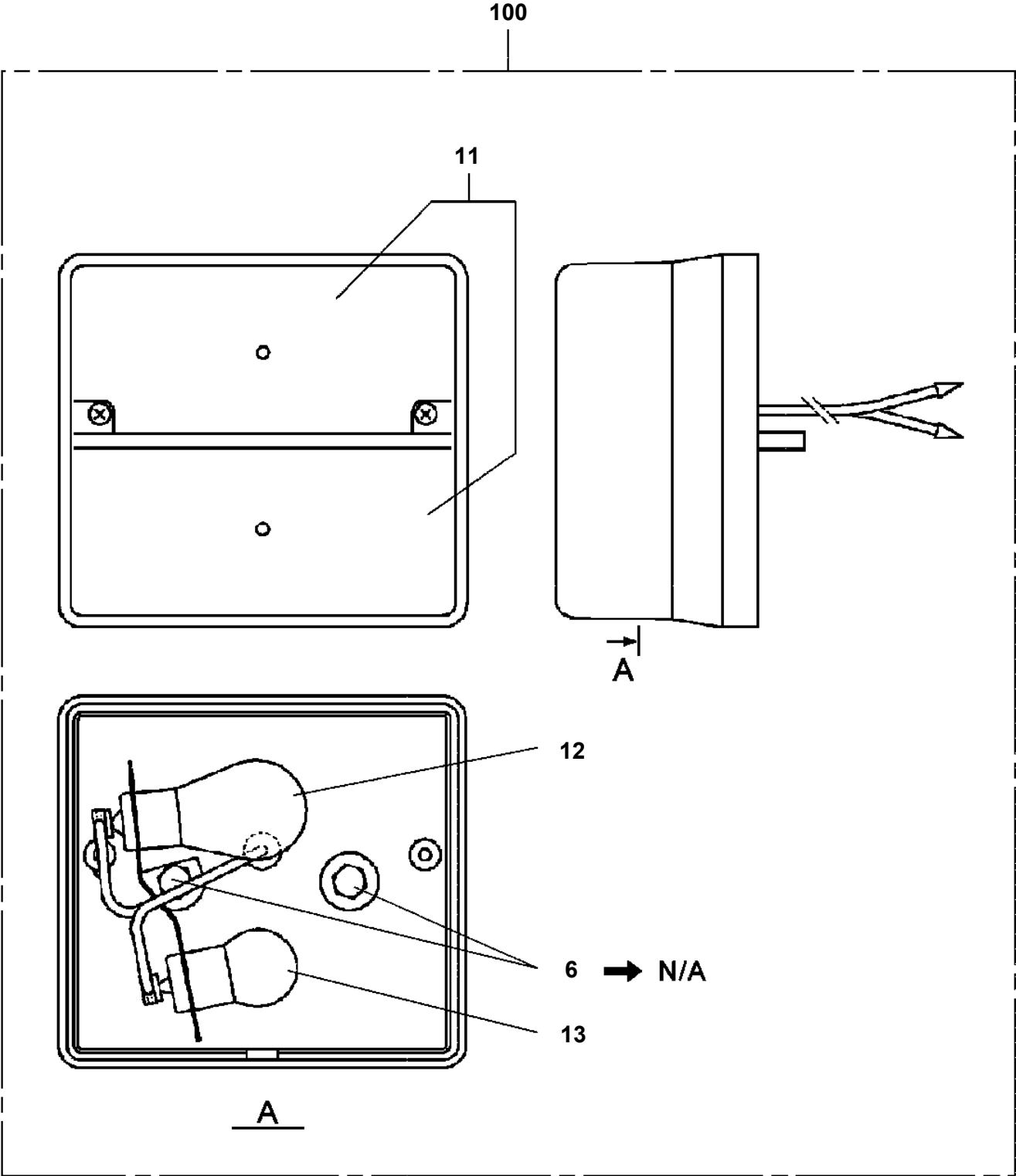
GR-750-2-00105 5 BOOM + 2 JIB, 2M2D

Pos No.	Parts No	Parts Name	Qty	Unit	Technical Data	Serial No (Start)	Serial
1	37002232030	CASE ASSY	1				
2	34398741810	PLATE,NAME (ESPECIFICAOES DE GR-750XL)	1				
3	34398741820	PLATE,NAME (CAPACIDADES NOMINAIS DE)	1				
4	34398741830	PLATE,NAME (CAPACIDADES NOMINAIS DE)	1				
5	34398741840	PLATE,NAME (CAPACIDADES NOMINAIS DE)	1				
6	34398741850	PLATE,NAME (CAPACIDADES NOMINAIS DE)	1				
7	34398741860	PLATE,NAME (CAPACIDADES NOMINAIS DE)	1				
8	34398741870	PLATE,NAME (CAPACIDADES NOMINAIS DE)	1				
9	34398741880	PLATE,NAME (CAPACIDADES NOMINAIS DE)	1				
10	34398741890	PLATE,NAME (CAPACIDADES NOMINAIS DE)	1				
11	34398741900	PLATE,NAME	1				
12	34398741910	PLATE,CAUTION	1				
13	34398741920	PLATE,CAUTION (ANTENCAO E INSTRUCOES)	1				
14	34398741930	PLATE,CAUTION	1				
15	34398741940	PLATE,NAME	1				
50	34398741800	LOAD CHART BOOKLET (PORTUGUESE)	1				

**GR-750-2-00105 5 BOOM + 2 JIB, 2M2D
PM5130019-00 MIRROR ASSY (DRUM)**

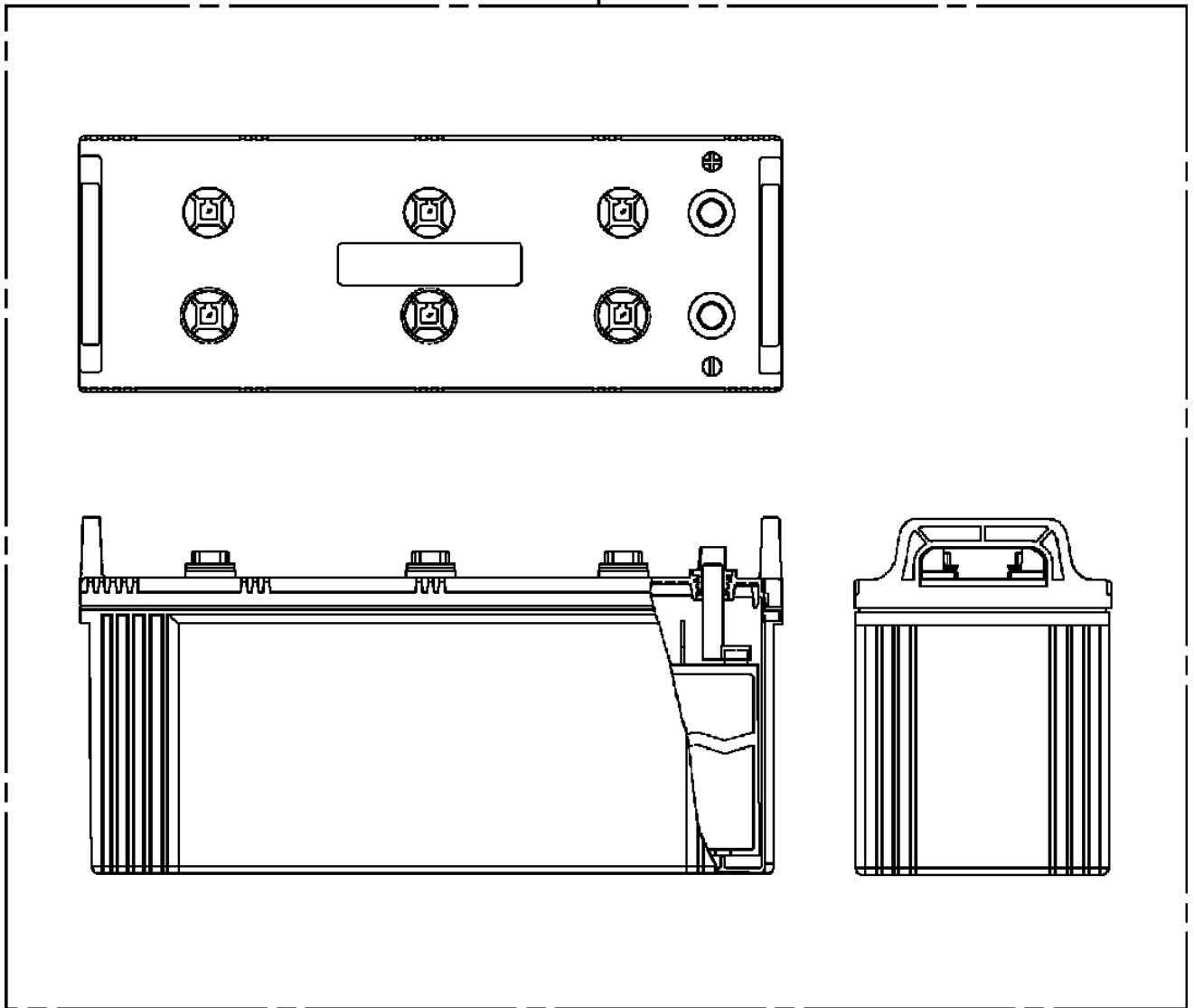


GR-750-2-00105 5 BOOM + 2 JIB, 2M2D
PN1080431-01 LAMP (COMBINATION)



GR-750-2-00105 5 BOOM + 2 JIB, 2M2D
PN1370143-00 BATTERY (HYUNDAI ENERCELL)

100



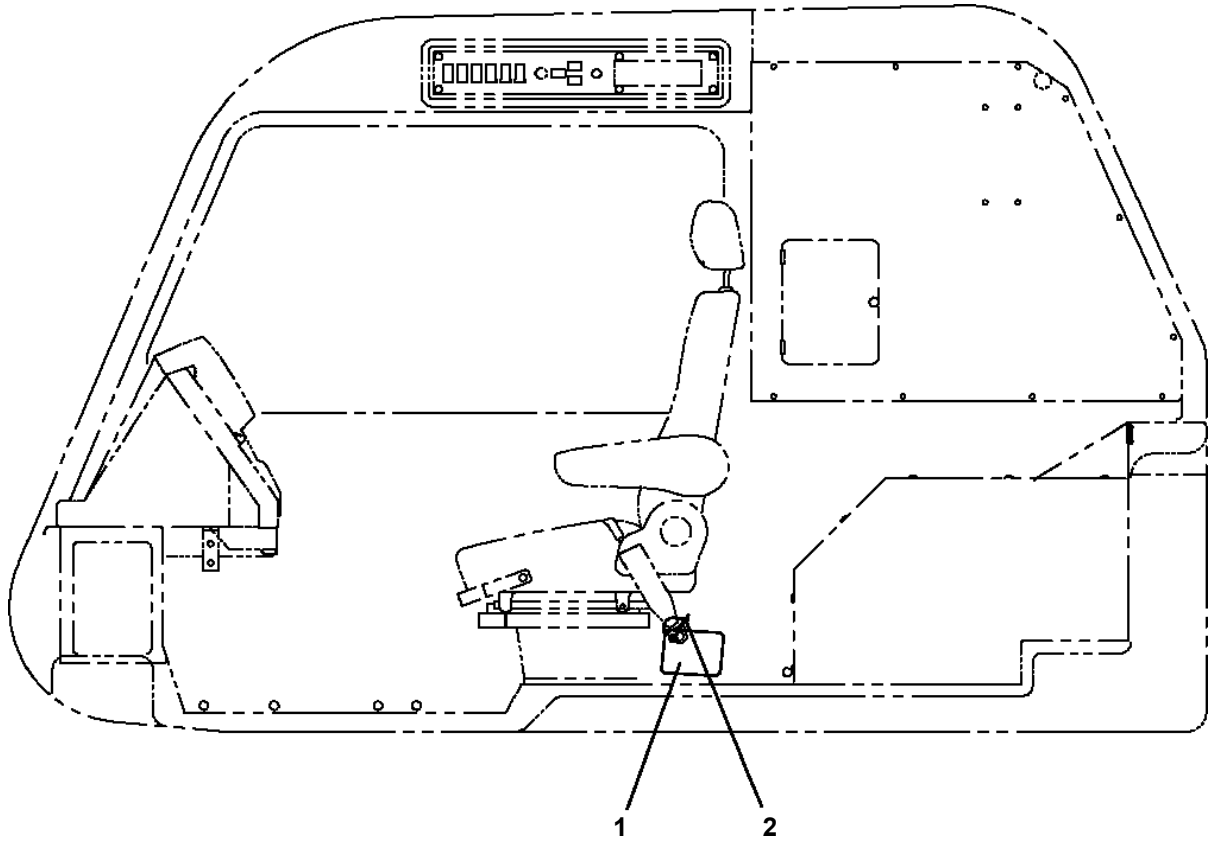
GR-750-2-00105 5 BOOM + 2 JIB, 2M2D

Pos No.	Parts No	Parts Name	Qty	Unit	Technical Data	Serial No (Start)	Se
1	37002204680	PLATE,NAME (ANGLE METER)	1				
2	37002213400	PLATE,CAUTION (WARNING)	2				
3	34391201430	PLATE,CAUTION (DANGER! KEEP CLEAR)	3				
4	34391202171	PLATE,CAUTION (SWING STRUCTURE)	4				
5	34397901010	PLATE,NAME (GR-750XL)	2				
6	34397791020	PLATE,CAUTION (STOWING AUXILIARY WINCH)	1				
8	34395411700	PLATE,CAUTION (WHEN MOUNTING OR)	2				
9	34391201071	PLATE,CAUTION (HAZARDOUS CONDITION)	1				
10	34394191360	PLATE,CAUTION (IWARNING)	1				
11	37002207270	PLATE,NAME (BOOM EXT.)	1				
12	34395412500	PLATE,CAUTION (JIB HANDLING INSTRUCTION)	1				
13	34395412600	PLATE,CAUTION (JIB PIN STATUS)	1				
14	34395751700	PLATE,NAME	2				
15	34392531220	PLATE,NAME	2				
16	34392531230	PLATE,NAME	2				
17	34395411500	PLATE,CAUTION (HAZRDOUS CONDITION)	1				
18	90101210016	BOLT	1		M10X16		
19	12647107001	INDICATOR	1				
20	34397791100	PLATE,NAME (POSITION OF THE CENTER OF)	1				
21	34390731280	PLATE,NAME (WINKER)	1				
22	34391202060	PLATE,CAUTION (NO STEP)	5				
23	19047017000	PLATE,CAUTION (DON'T KEEP GEAR)	1				
24	34397791060	PLATE,CAUTION (AFTER REPLACEMENT OR)	1				
25	34395411800	PLATE,CAUTION (WHEN THE OVERRIDE KEY SW)	1				
26	37002212090	PLATE,NAME (MAIN WINCH LEVER)	1				
27	37002212110	PLATE,NAME (ELEVATE LEVER)	1				
28	37002224260	PLATE,NAME (TELES&AUX/W LEVER)	1				
29	37002218710	PLATE,NAME (SWING LEVER)	1				
30	34393761210	PLATE,CAUTION (WARNING)	1				
31	34398431010	PLATE,CAUTION (CAUTION IN TRAVEL)	1				
34	34397521010	PLATE,CAUTION (FILTER ELEMENT)	1				
36	34397791041	PLATE,NAME	1				
40	34397791050	PLATE,CAUTION (EMERGENCY TRANSMISSION)	1				
41	34396970100	PLATE,CAUTION (ELECTROCUTION HAZARD)	1				
42	80147310420	RIVET	4		3.2X6		
44	34395411400	PLATE,NAME (AML ON/OFF)	1				
45	34394191320	PLATE,CAUTION (THIS KEY S/W BYPASSES)	1				
47	14137207000	PLATE,NAME (GREASE)	19				
52	37000515850	PLATE	1				
53	90201200600	NUT	1		M6		
54	90305210601	WASHER	1				
55	80186806025	SCREW,MACHINE	1		M6X25		
56	34392251300	PLATE	1				
57	34397791070	PLATE,NAME (PULL STOP)	1				
58	34396870200	PLATE,CAUTION (WHEN STARTING THE E/G)	1				
59	34395751400	PLATE,CAUTION (FOR JIB OFFSET TILT)	2				
60	34395412700	PLATE,CAUTION (PULL THE CONTROL)	1				
61	34395751500	PLATE,CAUTION (MAKE SURE JIB SET)	2				
62	34397901040	PLATE,NAME (LIFTING OF CRANE FOR)	1				
63	34397761020	PLATE,NAME (BLUE/WHITE)	1				
64	34395751900	PLATE,NAME (RED)	1				
66	34397901020	PLATE,NAME (5.7T/12500LBS)	1				
68	34395752400	PLATE,CAUTION (SELECT CORRECT)	1				
69	37002200010	PLATE,NAME (HORN)	1				
70	34395752600	PLATE,CAUTION (TOP JIB OPERATION)	1				
72	34395841020	PLATE,CAUTION (WARNING/MAKE SURE)	1				
73	(*****)	PLATE,NAME	1				
75	34398431800	LOAD CHART BOOKLET (ENGLISH)	1				
76	34397993200	PLATE,CAUTION (PREVENTION OF JIB FALL)	1				
77	34397993300	PLATE,CAUTION (PREVENTION OF JIB FALL)	1				
78	34398261010	PLATE,CAUTION (SAE85%)	1				
101	37002228300	PLATE,NAME (TADANO/BLUE+BLACK)	2				
102	37002228310	PLATE,NAME (TADANO/WHITE+WHITE)	2				


GR-750-2-00105 5 BOOM + 2 JIB, 2M2D

Pos No.	Parts No	Parts Name	Qty	Unit	Technical Data	Serial No (Start)	S
101	37002228300	PLATE,NAME (TADANO/BLUE+BLACK)	2				
102	37002228310	PLATE,NAME (TADANO/WHITE+WHITE)	2				
121	37002214470	PLATE,NAME (BLUE & BLACK)	1				
122	37002214490	PLATE,NAME (WHITE & WHITE)	1				

**GR-750-2-00105 5 BOOM + 2 JIB, 2M2D
 PN5010786-00 NAME PLATE ASSY (FILLING OIL DISTINCTION)**



1



OIL filled in the factory

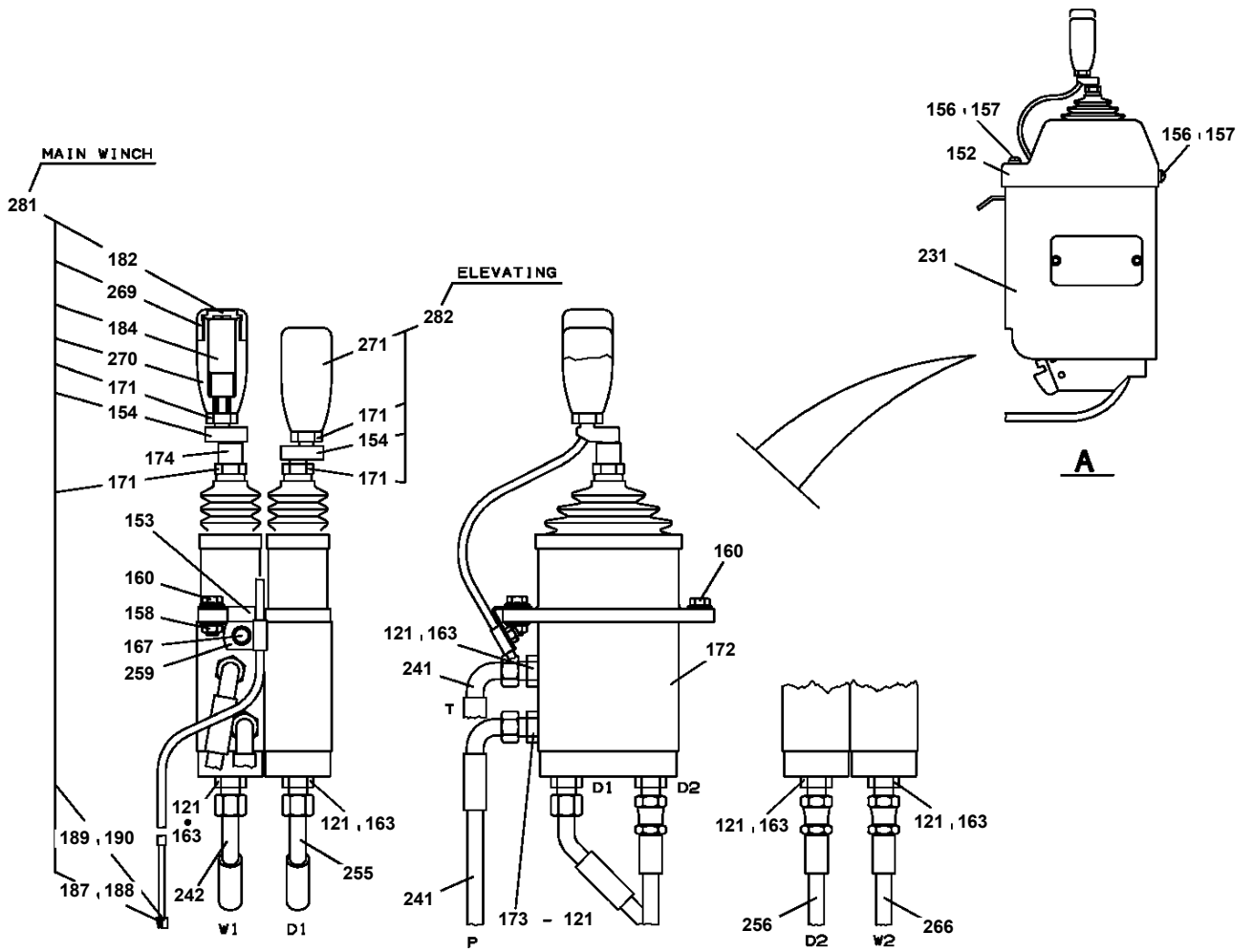
Keep this list until next oil exchange

Hydraulic oil	Sauer-Danfoss 11 ISO VG68-2R	ISO VG68	ISO VG100
Engine Oil	SAE 15W-40	SAE 15W-30	
Gear Oil in operator seat	SAE 90	SAE 70W-90	
Gear Oil in main planetary gear			
LLO (Swine coolant)	30%	40%	50%

*Grade and viscosity of oil depend on ambient temperature
 or working conditions.
 *For further information please refer to the manual or field to them
 in operational manual.

370-028-34000

GR-750-2-00105 5 BOOM + 2 JIB, 2M2D
PO5080036-02 OPE.ASSY,CONT.VALVE (TACTILE)

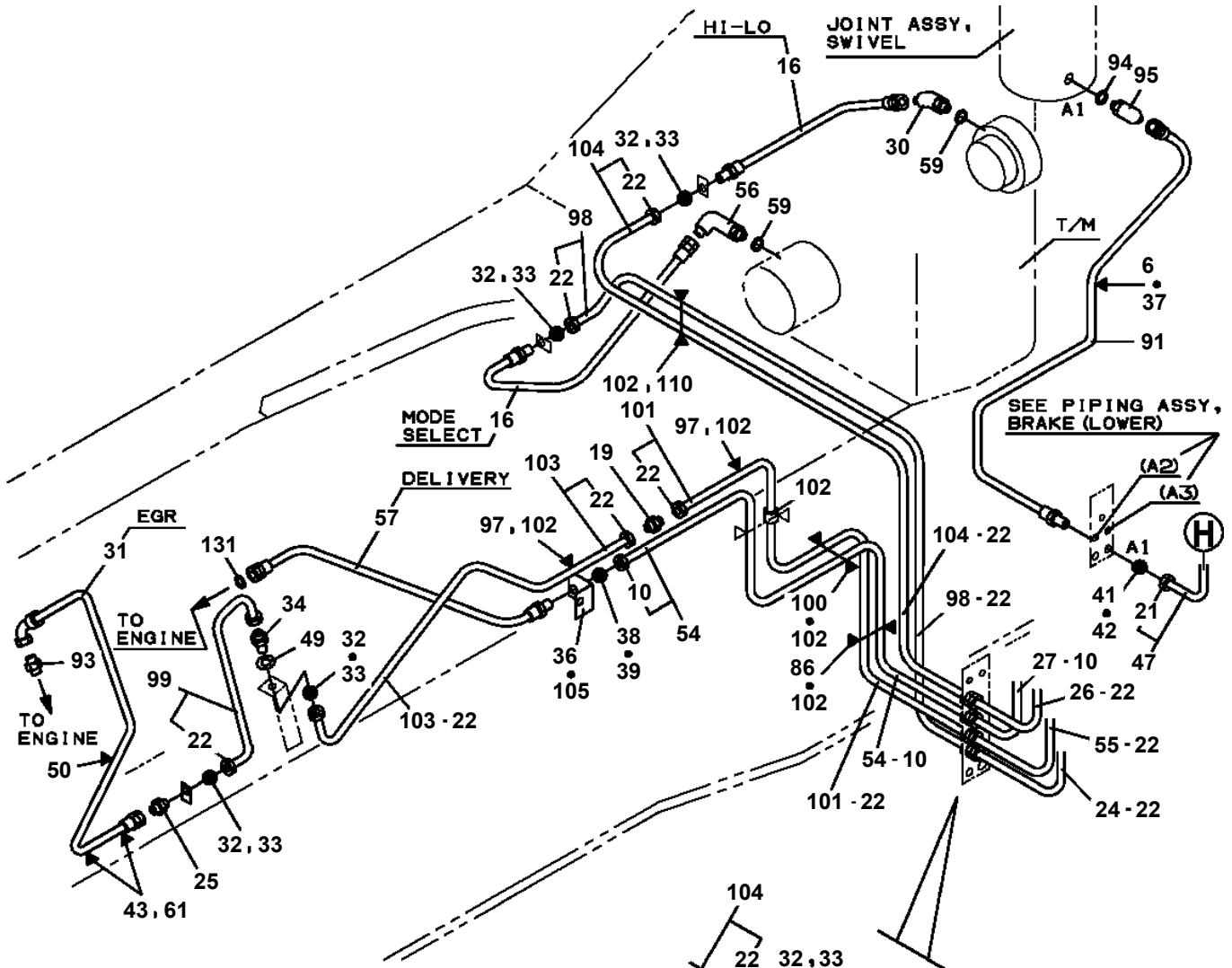


GR-750-2-00105 5 BOOM + 2 JIB, 2M2D
PP5240024-00 PLATE,NAME

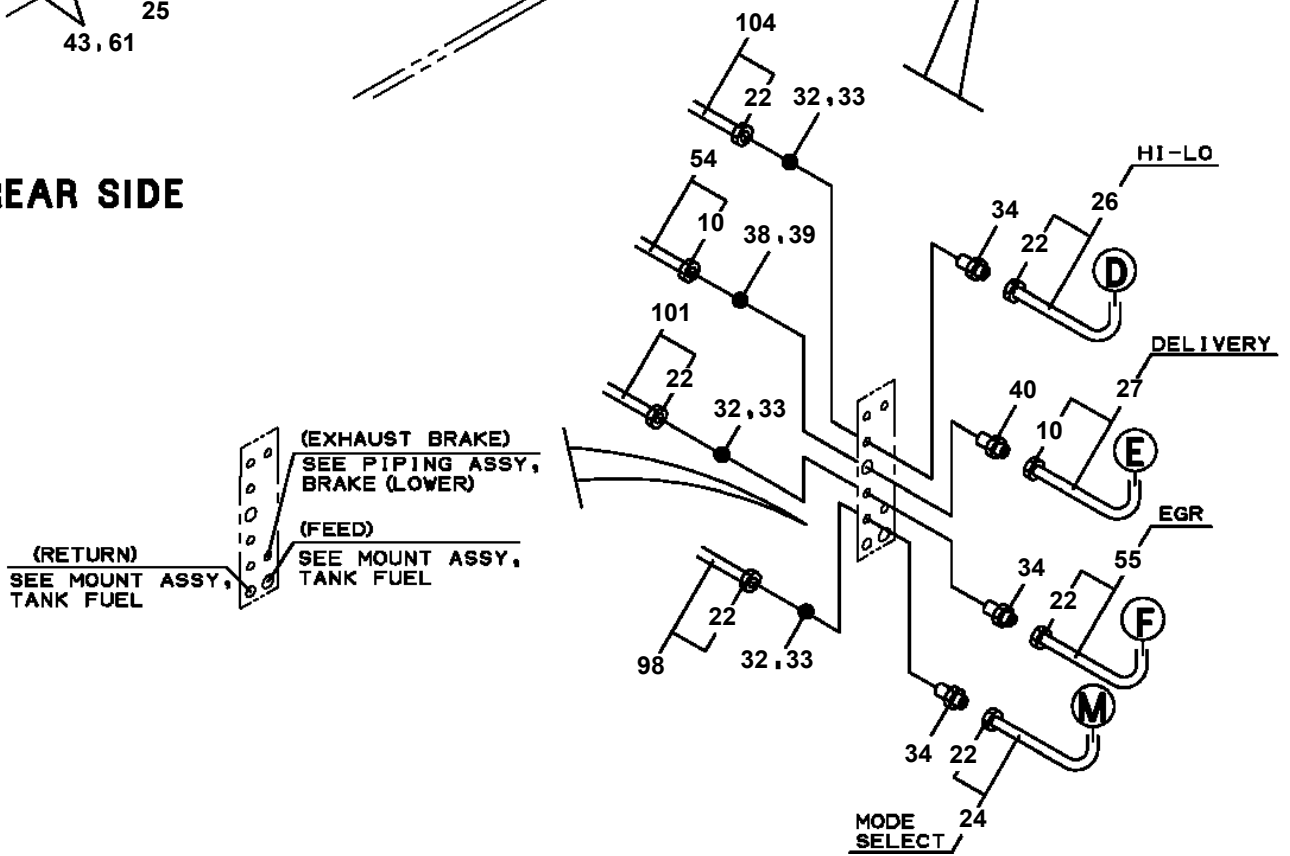
当銘板については、弊社出先サービス員経由で御用命ください。

FOR THIS NAMEPLATE, CONTACT
TADANO DISTRIBUTOR OR DEALER.

**GR-750-2-00105 5 BOOM + 2 JIB, 2M2D
PP6020003-00 PIPING ASSY,AIR**



REAR SIDE



GR-750-2-00105 5 BOOM + 2 JIB, 2M2D

Pos No.	Parts No	Parts Name	Qty	Unit	Technical Data	Serial No (Start)	Serial No (End)
66	34922548130	PIPE ASSY	1		10XT0.7 L=1177		
67	34922548140	PIPE ASSY	1		10XT0.7 L=1217		
68	90211201600	NUT	3		M16		
69	90304111601	WASHER,TOOTH	3		16		
70	37000904130	FITTING	1		M16-M16		
71	37000900731	FITTING	2		S,M12-M12		
72	36061430000	BOOSTER (BRAKE)	1				
73	36061420000	BOOSTER (BRAKE)	1				
74	34922548150	PIPE ASSY	1		10XT0.7 L=1428		
75	59159035000	FITTING,ELBOW	1		L,R1/2-M20		
76	34922548160	PIPE ASSY	1		12XT0.9 L=524		
77	34922548170	PIPE ASSY	1		12XT0.9 L=506		
78	34922548180	PIPE ASSY	1		6.35XT0.7 L=1065		
79	34922548190	PIPE ASSY	1		6.35XT0.7 L=632		
80	90186208014	BOLT,FLANGE	1		M8X14		
81	34922548200	PIPE ASSY	1		6.35XT0.7 L=1688		
83	37002419560	HOSE	2		L=1120		
84	91002801400	O-RING	2		1B P14		
85	80400160129	JOINT	2				
86	34922543000	SUPPORT	1				
87	34922578020	PIPE ASSY	1		6.35XT0.7 L=1783.2		
88	34922548220	PIPE ASSY	1		6.35XT0.7 L=632		
89	37000907640	JOINT	1		S,R1/8-G1/4		
90	37002454670	HOSE	1		L=450		
91	34922578030	PIPE ASSY	1		6.35XT0.7 L=645		
92	34922578040	PIPE ASSY	1		6.35XT0.7 L=654		
93	34922578050	PIPE ASSY	1		10XT0.7 L=1414.4		
94	34922578060	PIPE ASSY	1		6.35XT0.7 L=263.1		
96	37000909600	FITTING	2		S,G1/4-M12		
97	34920611800	CLAMP	6		6		
98	90303070801	WASHER,PLAIN	6		8		
99	90171108040	BOLT	6		M8X40		
100	34920611700	SPACER	6		L=23		
101	37000701500	CLAMP ASSY	9		12X1		
103	37000711170	CLAMP ASSY	1		12X3		
104	34921313000	TANK,BRAKE FLUID	1				
105	37000117540	PIN	1				
106	80136332020	PIN,SPLIT	1		3.2X20		
107	56476172000	FITTING	1		S,R1/4-M12		
108	37000904030	FITTING	1		S,M16-M16		
109	37000714300	CLAMP ASSY	2				
111	34922548250	PIPE ASSY	1		6.35XT0.7 L=1674		
112	37002516490	HOSE	1		L=175		
113	37002516500	HOSE	1		L=200		
114	90303070601	WASHER,PLAIN	2		6		
131	36700015010	DIAPHRAGM (NO.16A)	1				

GR-750-2-00105 5 BOOM + 2 JIB, 2M2D

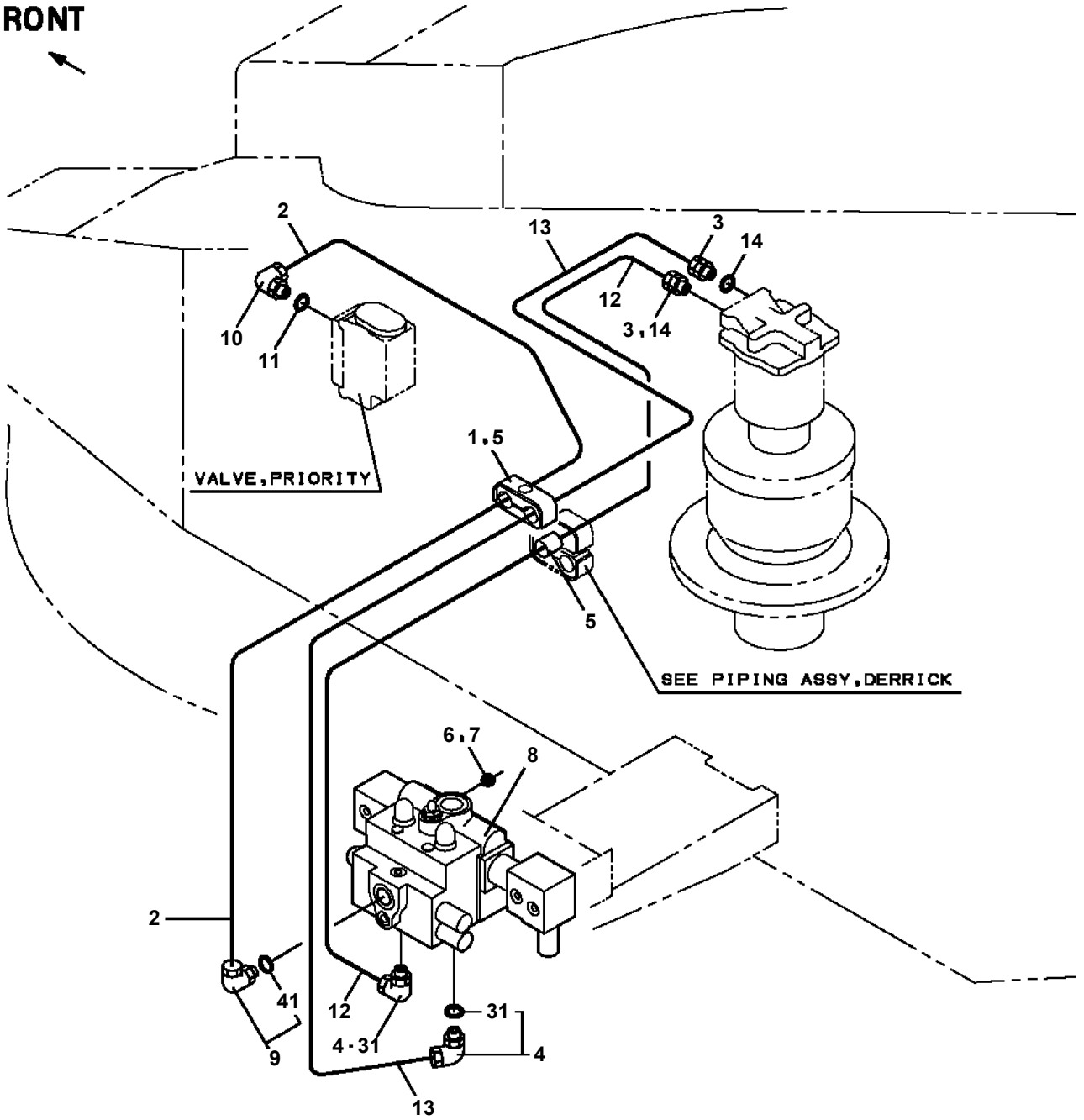
Pos No.	Parts No	Parts Name	Qty	Unit	Technical Data	Serial No (Start)	Serial No (End)	Remarks	Pages
1	80306010105	NUT	4		KKN12-000E				
2	80309010105	SLEEVE	4		KK012-000E				
3	37000711090	CLAMP ASSY	2		18X2				
4	37000300740	SLEEVE	4		18-12				
5	80302090141	FITTING	4		KCO12-020N				
6	91002801100	O-RING	12		1B P11				
7	80471020502	JOINT	4						
8	37000922250	JOINT (ORIFICE)	2		0.8				
9	80400160127	JOINT	2						
10	37002432120	HOSE	2		L=630				
11	90101210060	BOLT	4		M10X60				
12	90302041001	WASHER,SPRING	4		10				
13	90280201000	NUT,FLANGE	4		M10				
14	36624140000	VALVE,CHECK	2						000171
15	37002419430	HOSE	1		L=650				
16	80430620400	JOINT	2						
17	37002453130	HOSE	1		L=850				
18	80301010100	FITTING	8		KUA12-000N				
19	37000711080	CLAMP ASSY	13		12-2				
20	91810130240	FASTENER	2						
21	81408000160	PIPE,STEEL	2	M	12X1.4T				
22	81408000160	PIPE,STEEL	2	M	12X1.4T				
23	81408000160	PIPE,STEEL	2	M	12X1.4T				
24	81408000160	PIPE,STEEL	2	M	12X1.4T				
25	81408000160	PIPE,STEEL	2	M	12X1.4T				
26	81408000160	PIPE,STEEL	2	M	12X1.4T				
27	81408000160	PIPE,STEEL	4	M	12X1.4T				
28	81408000160	PIPE,STEEL	4	M	12X1.4T				
29	81408000160	PIPE,STEEL	4	M	12X1.4T				
30	81408000160	PIPE,STEEL	4	M	12X1.4T				
31	81408000160	PIPE,STEEL	3	M	12X1.4T				
32	81408000160	PIPE,STEEL	3	M	12X1.4T				
51	91002801100	O-RING	2		1B P11				

GR-750-2-00105 5 BOOM + 2 JIB, 2M2D

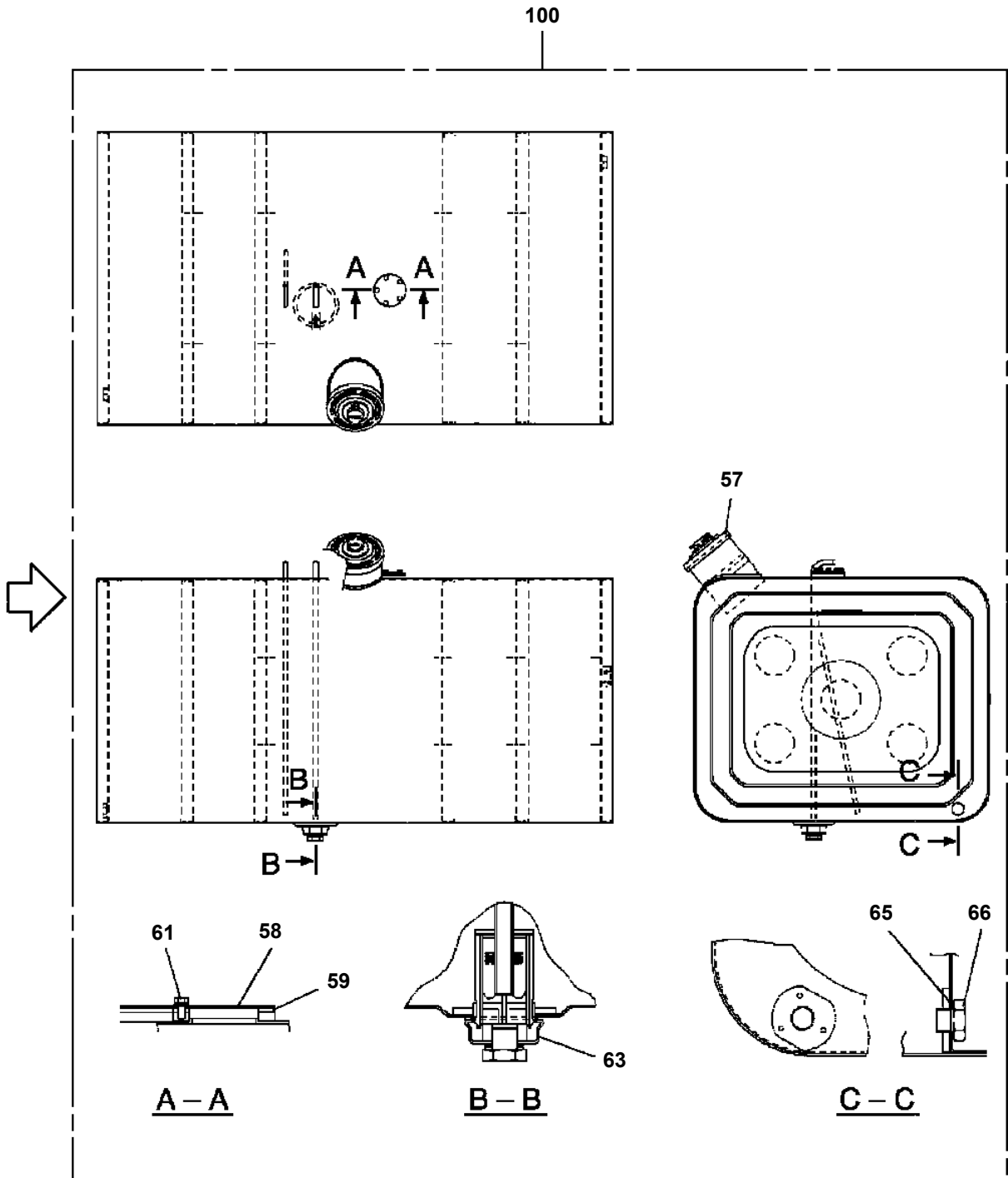
Pos No.	Parts No	Parts Name	Qty	Unit	Technical Data	Serial No (Start)	Serial No (End)	Remarks
68	81408000160	PIPE,STEEL	1	M	12X1.4T			
69	81408000160	PIPE,STEEL	1	M	12X1.4T			
70	81408000160	PIPE,STEEL	1	M	12X1.4T			
71	81408000241	PIPE,STEEL	2	M	18X1.9T			
72	81408000160	PIPE,STEEL	1	M	12X1.4T			
73	81408000160	PIPE,STEEL	1	M	12X1.4T			
74	81408000160	PIPE,STEEL	1	M	12X1.4T			
75	81408000241	PIPE,STEEL	1	M	18X1.9T			
76	81408000160	PIPE,STEEL	2	M	12X1.4T			
77	81408000160	PIPE,STEEL	1	M	12X1.4T			
78	81408000160	PIPE,STEEL	1	M	12X1.4T			
81	81408000160	PIPE,STEEL	2	M	12X1.4T			
82	81408000241	PIPE,STEEL	1	M	18X1.9T			
83	81408000160	PIPE,STEEL	1	M	12X1.4T			
84	81408000241	PIPE,STEEL	1	M	18X1.9T			
85	81408000241	PIPE,STEEL	1	M	18X1.9T			
88	81408000241	PIPE,STEEL	1	M	18X1.9T			
89	81408000160	PIPE,STEEL	3	M	12X1.4T			
91	37000300740	SLEEVE	1		18-12			
92	37000514600	PLATE	2					
114	91002801100	O-RING	9		1B P11			
131	91002801800	O-RING	2		1B P18			
141	36671975050	BODY	1					
142	36671975060	ELEMENT	1					

GR-750-2-00105 5 BOOM + 2 JIB, 2M2D
PP6320005-00 PIPING ASSY, SWING

FRONT

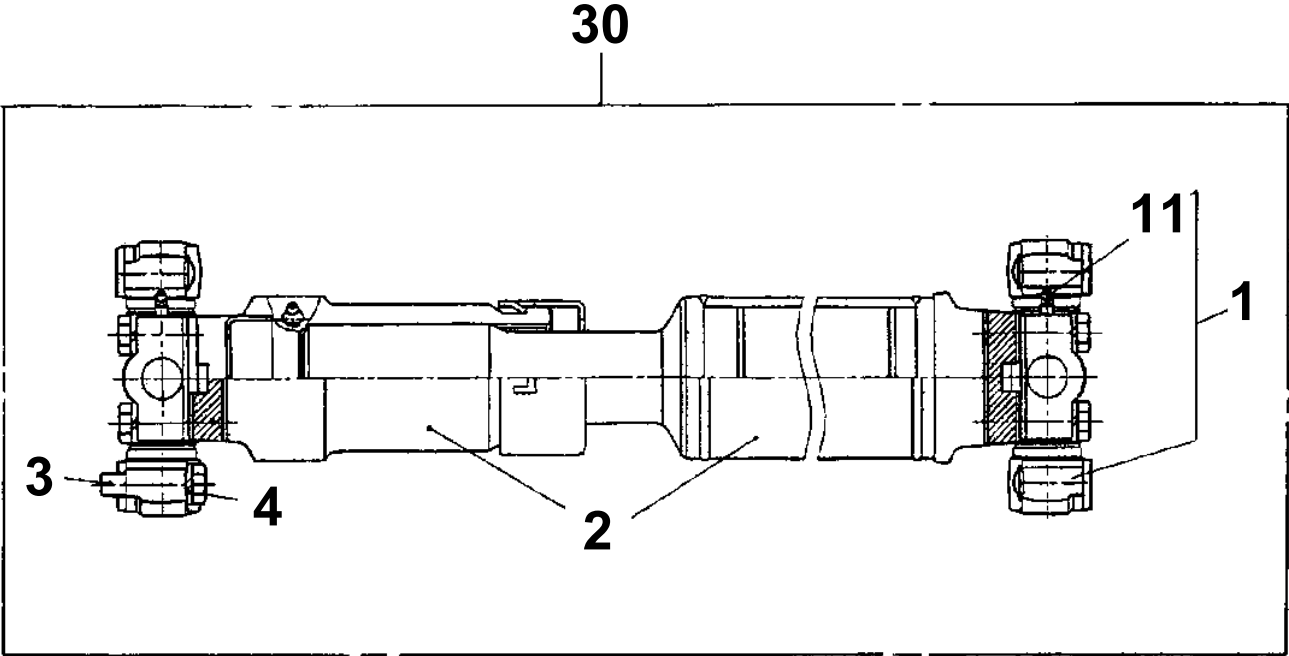


GR-750-2-00105 5 BOOM + 2 JIB, 2M2D
PQ1100033-02 TANK,FUEL (300L)



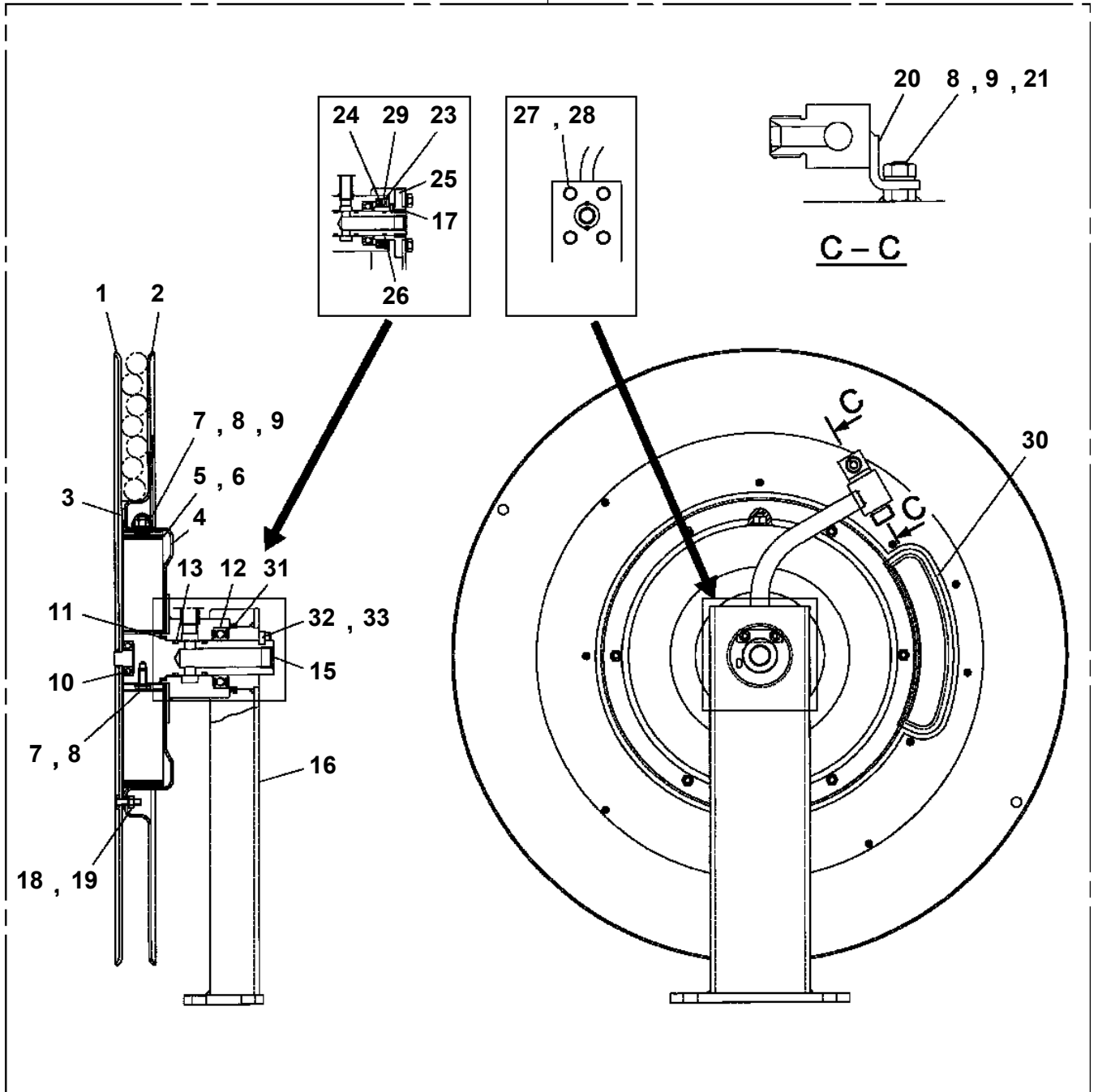
(A)

GR-750-2-00105 5 BOOM + 2 JIB, 2M2D
PR1600032-00 SHAFT,PROPELLER (T/M-R/AXLE)

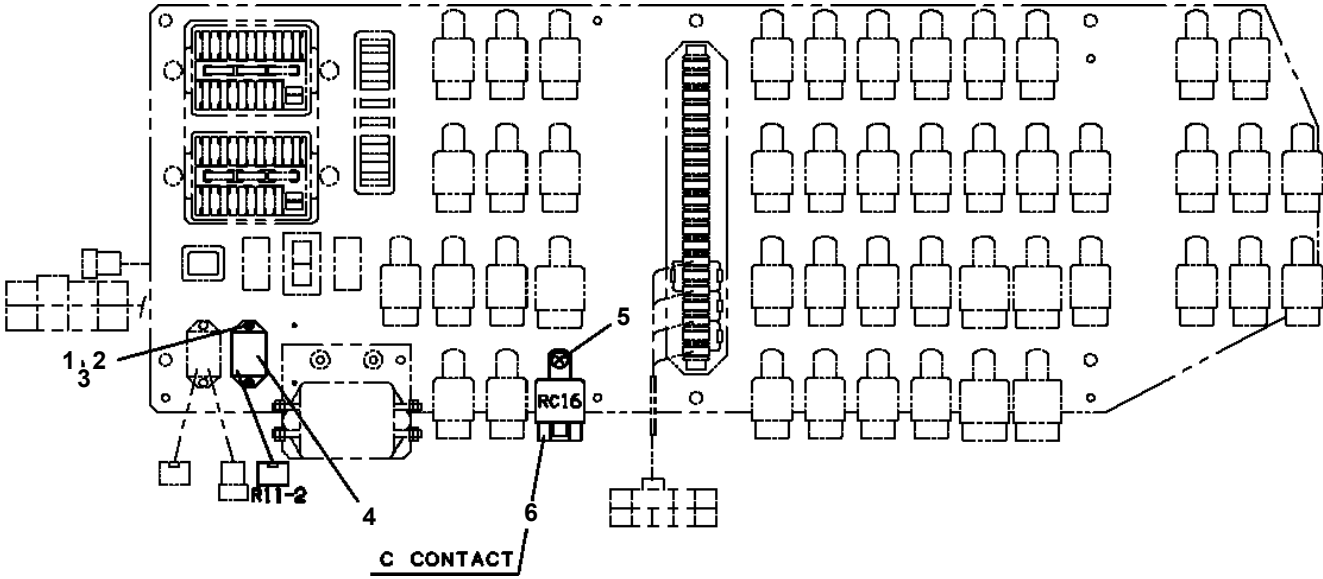


GR-750-2-00105 5 BOOM + 2 JIB, 2M2D
PR5060013-00 REEL ASSY,HOSE

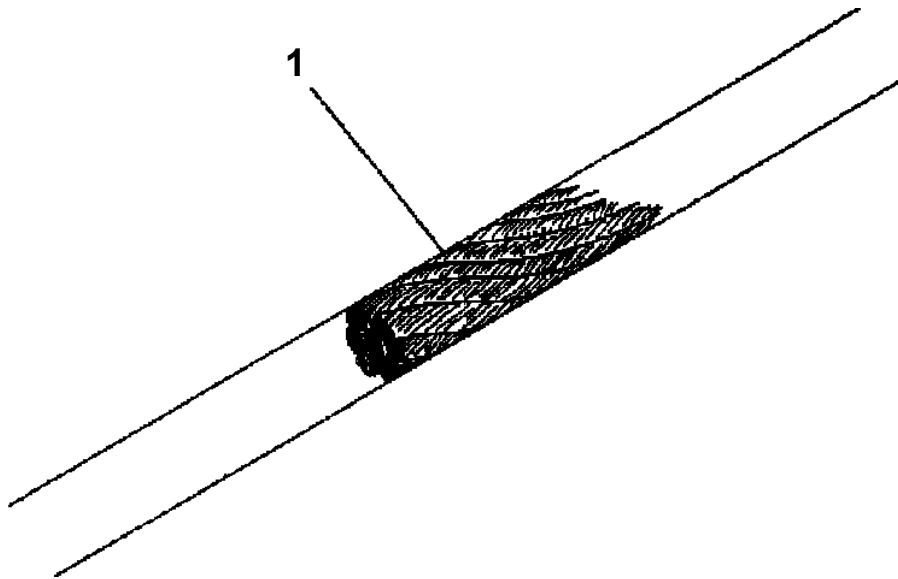
100



GR-750-2-00105 5 BOOM + 2 JIB, 2M2D
PR5090040-01 RELAY ASSY (SPECIAL TELESCOPE)

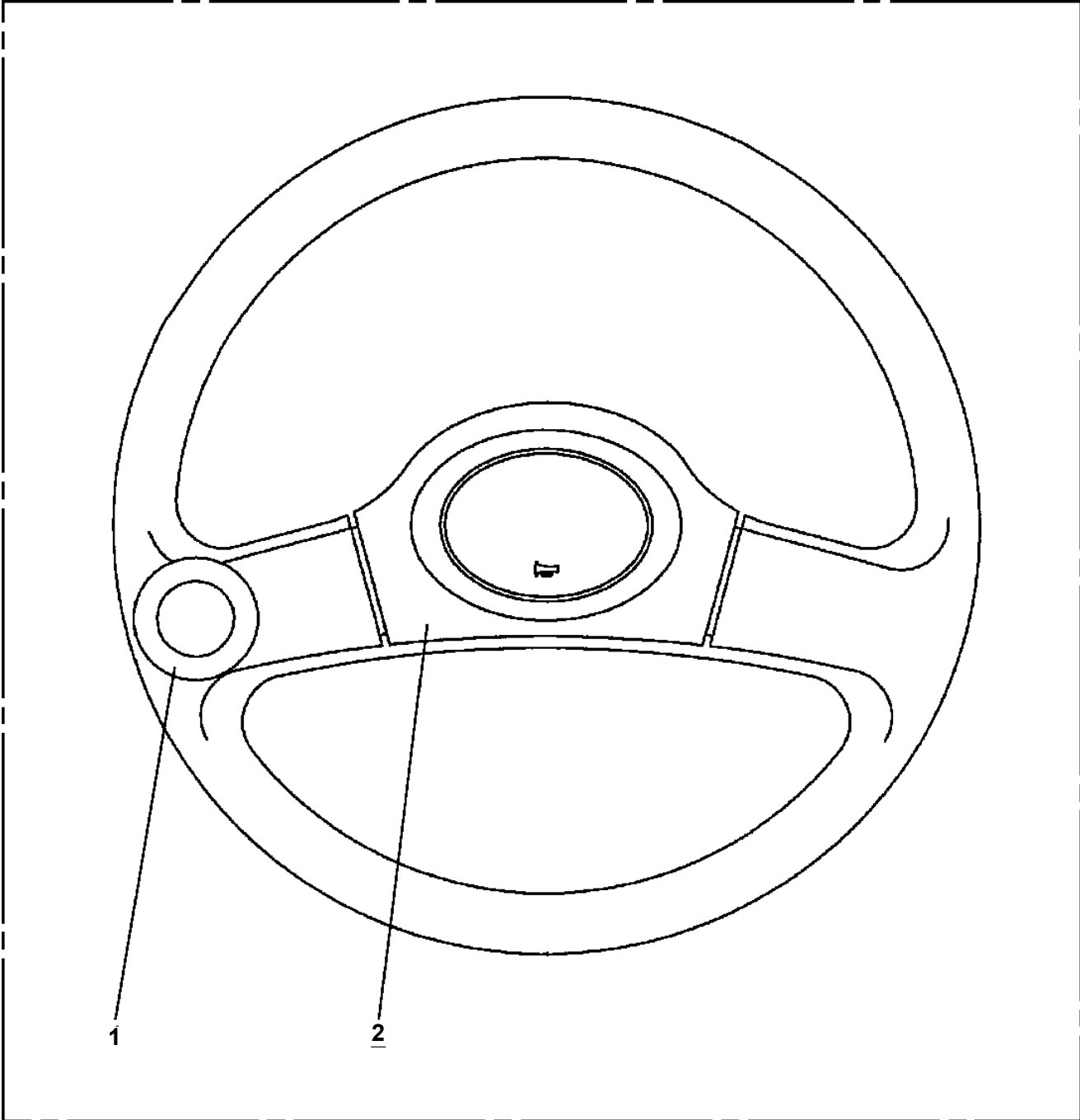


GR-750-2-00105 5 BOOM + 2 JIB, 2M2D
PR5170002-00 ROPE,WIRE (KISWIRE)

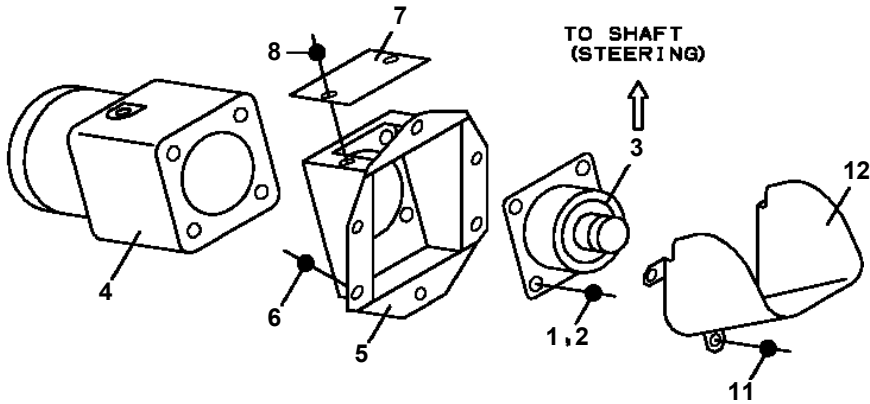
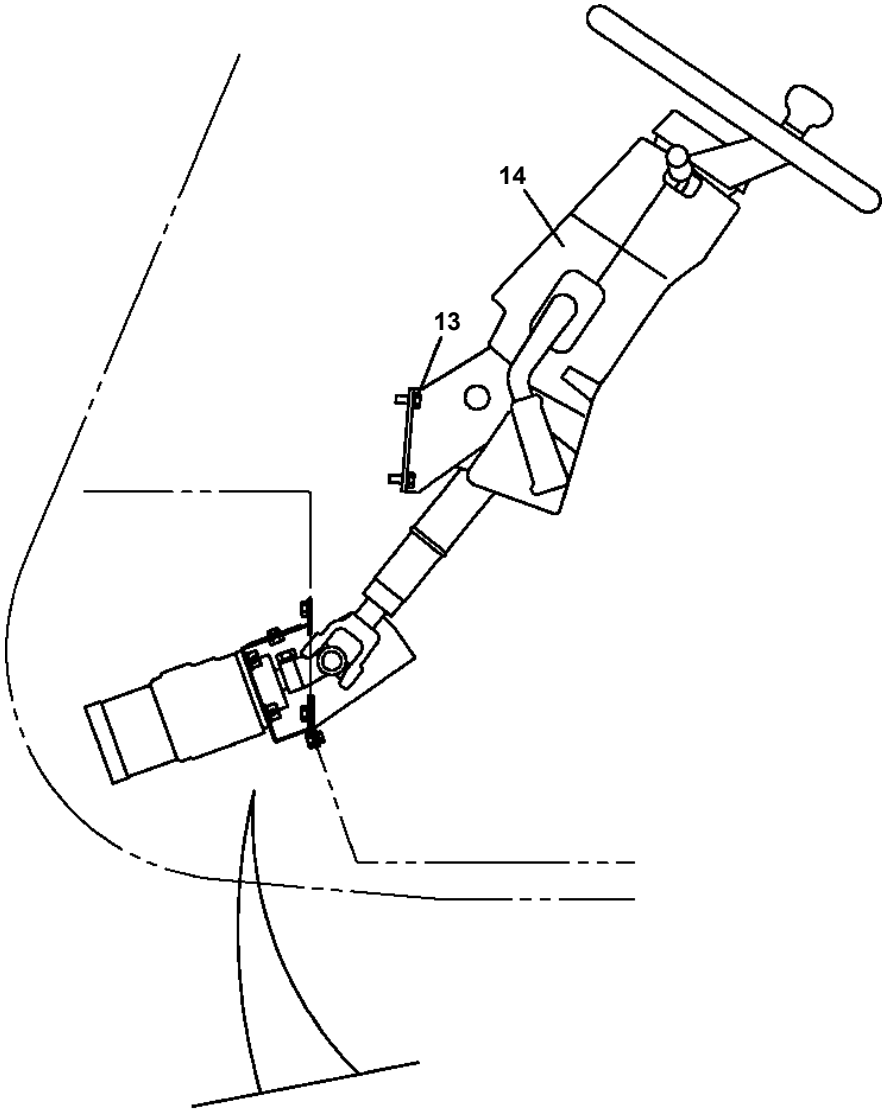


GR-750-2-00105 5 BOOM + 2 JIB, 2M2D
PS1020007-00 WHEEL,STEERING

100

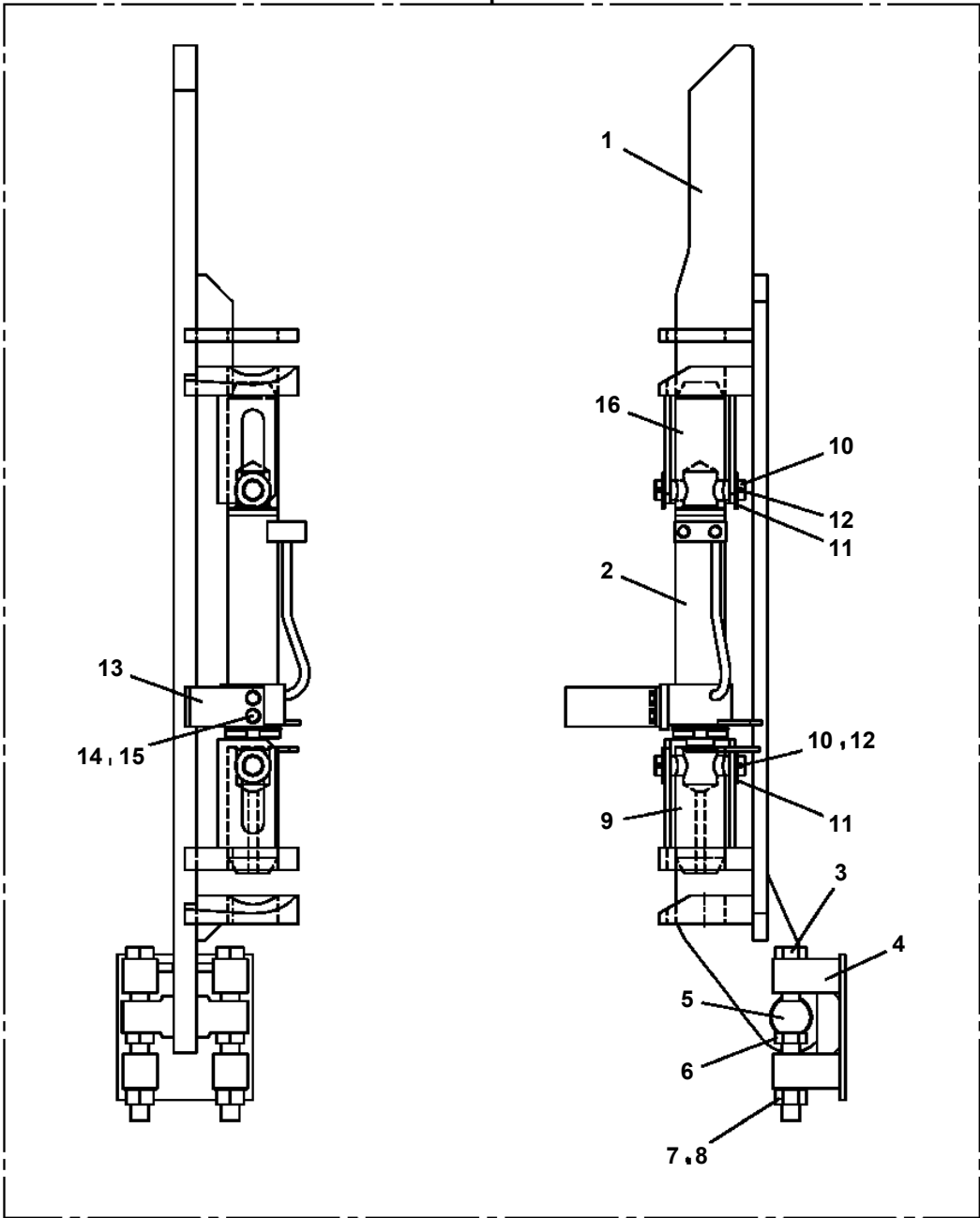


**GR-750-2-00105 5 BOOM + 2 JIB, 2M2D
PS5340004-02 STEERING ASSY (CAB)**

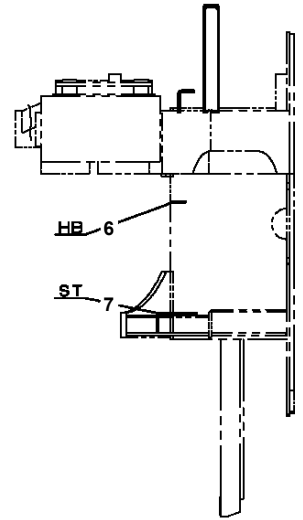
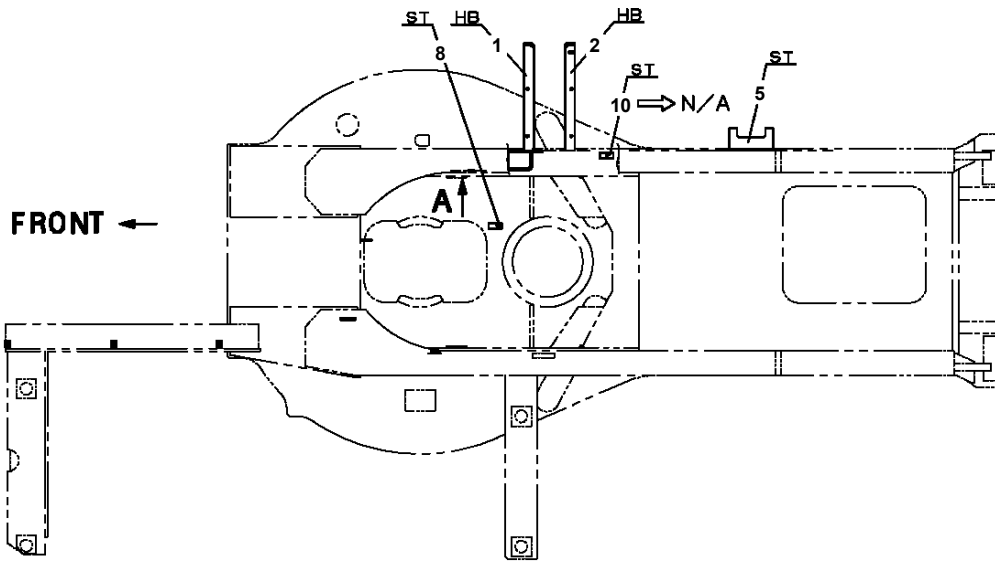


GR-750-2-00105 5 BOOM + 2 JIB, 2M2D
PS5420046-00 SUPPORT ASSY

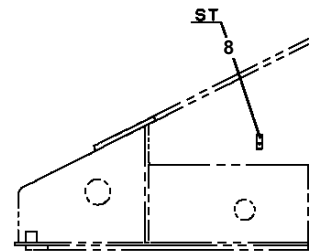
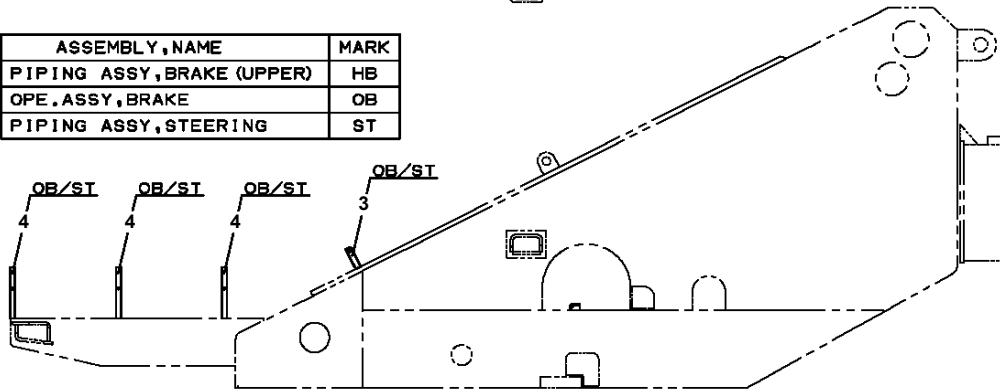
100



GR-750-2-00105 5 BOOM + 2 JIB, 2M2D
PS5420052-00 SUPPORT ASSY (AIR)

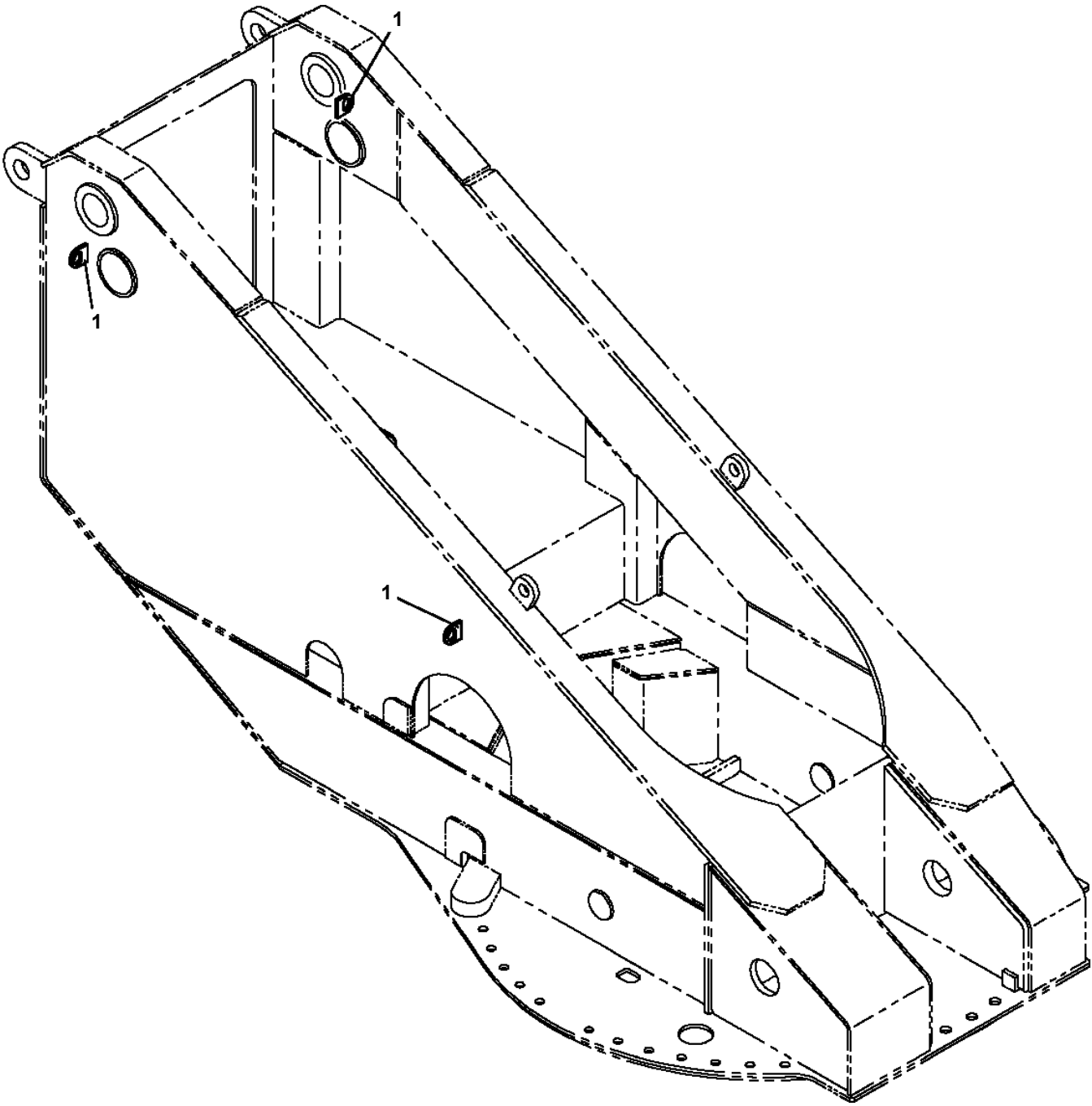


ASSEMBLY, NAME	MARK
PIPING ASSY, BRAKE (UPPER)	HB
OPE. ASSY, BRAKE	OB
PIPING ASSY, STEERING	ST



A

GR-750-2-00105 5 BOOM + 2 JIB, 2M2D
PS5420293-00 SUPPORT ASSY (TIE-OFF OF SWING FRAME)



GR-750-2-00105 5 BOOM + 2 JIB, 2M2D

Pos No.	Parts No	Parts Name	Qty	Unit	Technical Data	Serial No (Start)	Serial No (End)
1	90186210020	BOLT,FLANGE	11		M10X20		
2	34250882400	SUPPORT	1				
8	99172108016	BOLT,TAPPING	3		M8X16		
10	82100000956	GROMMET	2		SG-36A		
12	34251810100	COVER	1				
13	80176405012	SCREW,MACHINE	27		M5X12		
14	90305260501	WASHER	30		B1-5		
15	34251645000	LEVEL ASSY	1				
16	80186406016	SCREW,MACHINE	37		M6X16		
17	90305260601	WASHER	37		B1-6		
18	90186208020	BOLT,FLANGE	1		M8X20		
19	82100000951	GROMMET	5				
21	82100000920	GROMMET	3				
22	82121800010	PLUG (OTUKA)	3				
23	34251830600	PANEL	1				
24	(*****)	BELT,SEAT (MOUNT)	1				
25	34251280100	SEAT,OPERATOR	1				
26	34251830201	SUPPORT	1				
27	34251810500	COVER	1				
28	34251280400	COVER	1				
29	34251480300	SUPPORT	1				
31	34251280600	COVER	1				
33	34251830100	PANEL	1				
35	34251281500	PANEL	1				
36	82400000468	TRAY,ASH	1				
37	80176405025	SCREW,MACHINE	3		M5X25		
38	37001200180	SPRING	3				
39	80192484012	SCREW,MACHINE (WITH WASHER)	1		M4X12		
40	80192485014	SCREW,MACHINE (WITH WASHER)	2		M5X14		
41	34251480500	COVER	1				
42	34251810900	PANEL	1				
43	34251810800	PANEL	1				
49	34251480200	COVER	1				
50	90280201000	NUT,FLANGE	4		M10		
51	34251221700	COVER	1				
52	34251730200	COVER	1				
53	82100000958	GROMMET	1		30B		
54	82401800060	PLUG (FOR M6)	4				
55	90186210014	BOLT,FLANGE	1		M10X14		
77	82400000203	GROMMET	1		L=250		
90	82400000202	GROMMET	1				

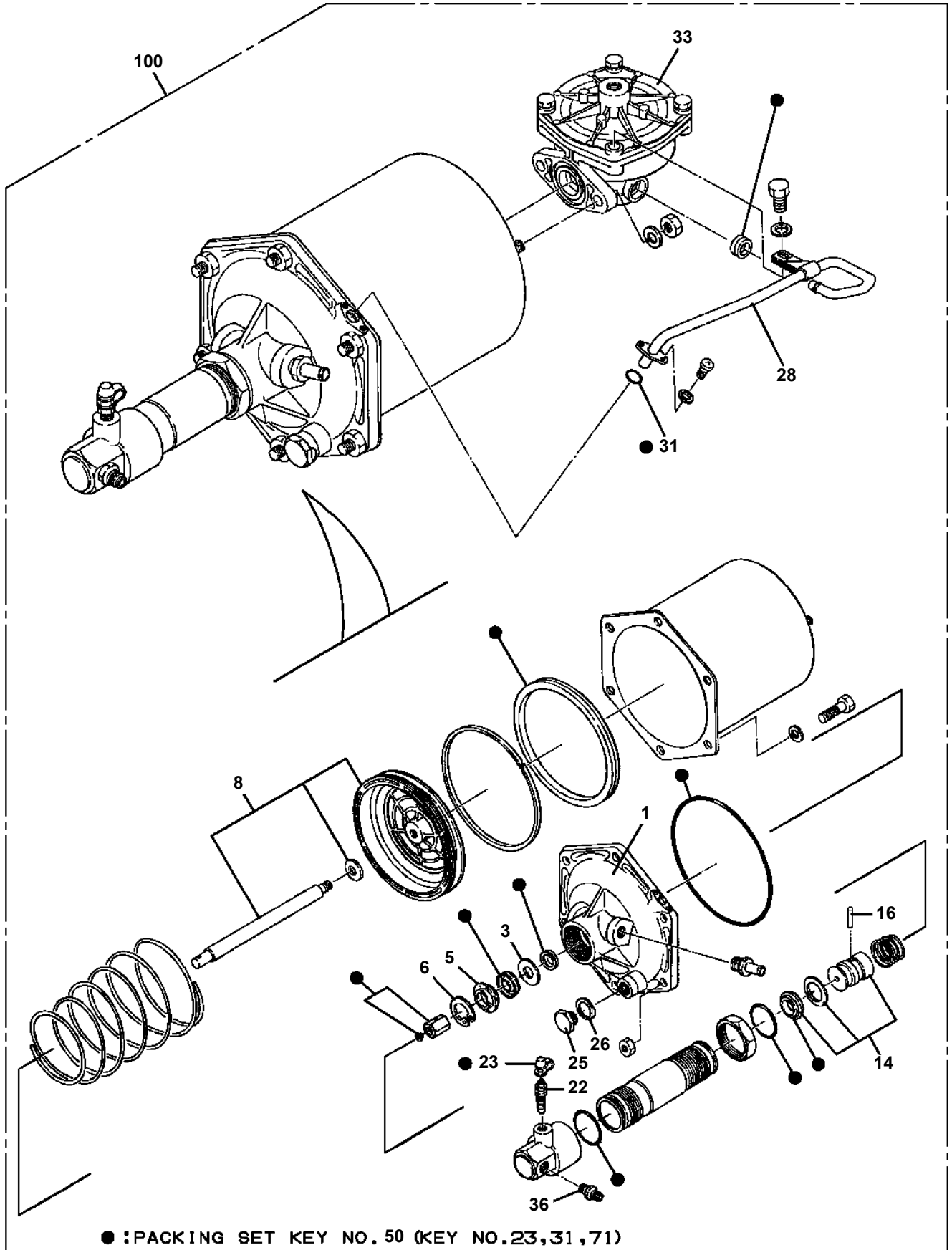
GR-750-2-00105 5 BOOM + 2 JIB, 2M2D

Pos No.	Parts No	Parts Name	Qty	Unit	Technical Data	Serial No (Start)	Serial No (End)	Re
1	34352901120	SWITCH,ROCKER	1					
2	34352901110	SWITCH,PUSH (ASSY ONLY)	1					
3	34352781210	SWITCH ASSY	1					
4	82100002125	PLUG	1		22.5			
5	82190596273	COVER	1					
7	34354021410	PLATE,NAME	1					
21	34352901130	PLATE ASSY,NAME (NO.1-NO.38)	1					
33	34351967530	BULB,LAMP	1		28V 1.12W			

GR-750-2-00105 5 BOOM + 2 JIB, 2M2D

Pos No.	Parts No	Parts Name	Qty	Unit	Technical Data	Serial No (Start)	Serial No (End)	Remarks	Pages
1	36381975110	REPAIR KIT	1						
3	36381975170	CAM (KIT)	1						
4	36381975180	SLEEVE	2						
7	36381975210	BOLT	2						
8	36381975220	NUT	2						
9	36381975230	LEVER	1						
10	36382275040	BOLT	1						
11	36381975250	WASHER	1						
12	36381975260	WASHER	1						
14	36382275050	NUT	2						
51	36381975160	PAD KIT	1						
500	36381975060	BRAKE,PARKING	1						

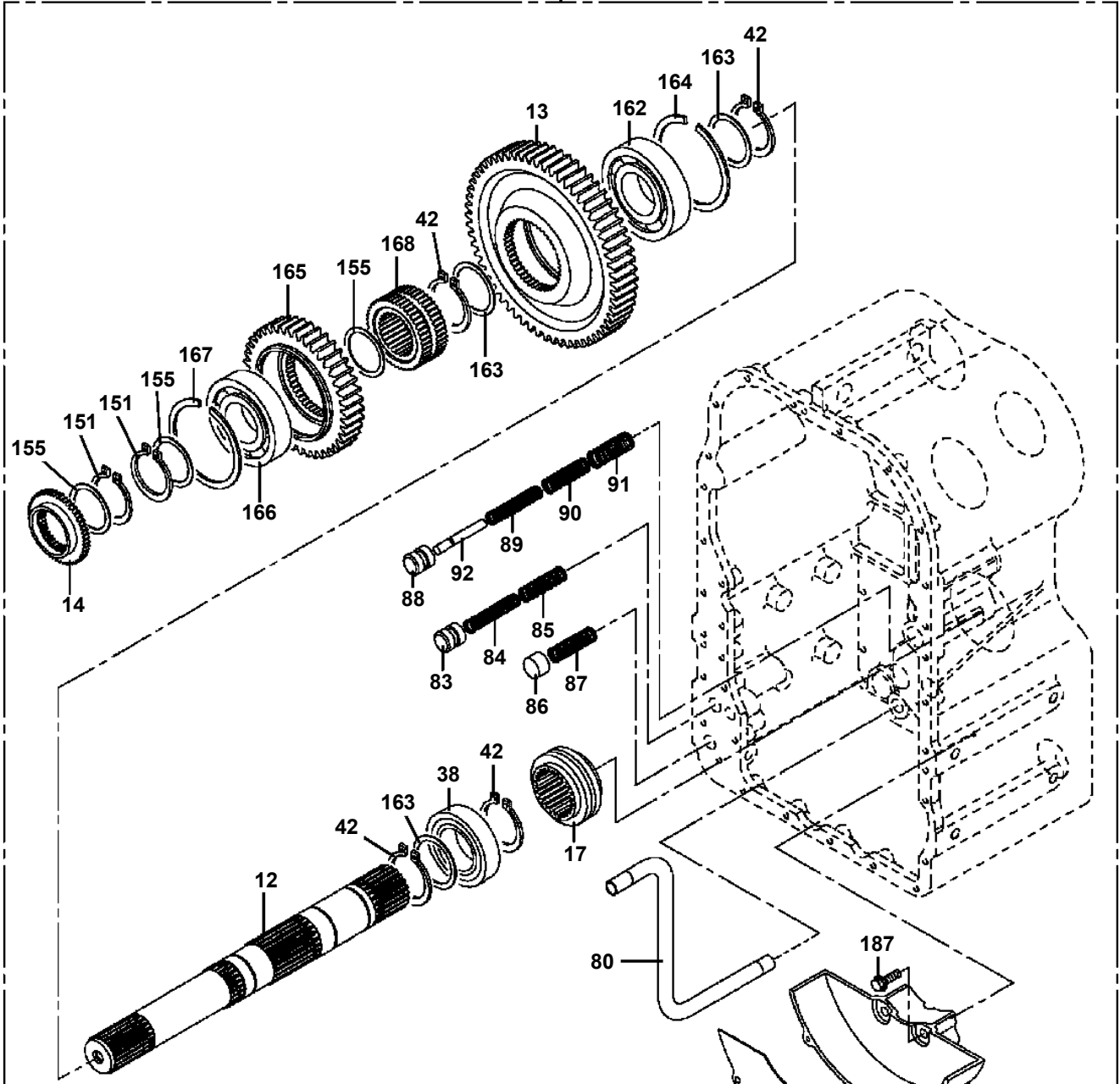
GR-750-2-00105 5 BOOM + 2 JIB, 2M2D
 PT1420011-07 BOOSTER (BRAKE)



展開図有
 ILLUSTRATED BREAKDOWN NO. 33

**GR-750-2-00105 5 BOOM + 2 JIB, 2M2D
PT5650001-06 TRANSMISSION ASSY**

900



CAUTION

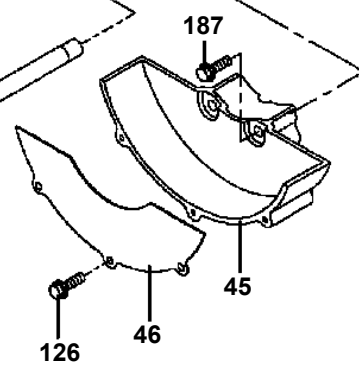
DO NOT TOUCH THE EXTREMELY HOT BOLTS OF
DRUMS OR ROLLERS AT ANY TIME. UNDER THE
LOAD, THEY WILL BE EXTREMELY HOT. TO
PREVENT BURNS, ALWAYS WEAR PROTECTIVE
GLOVES WHEN HANDLING THESE PARTS.
ALWAYS USE THE CORRECT LIFTING
TECHNIQUE TO AVOID INJURY.

FORWARD POSITION (D) 4000010	REV. 02 2014/10/08
REVERSE POSITION (R) 4000011	REV. 01 2014/10/08

210-001-20049

203

210-001-20049

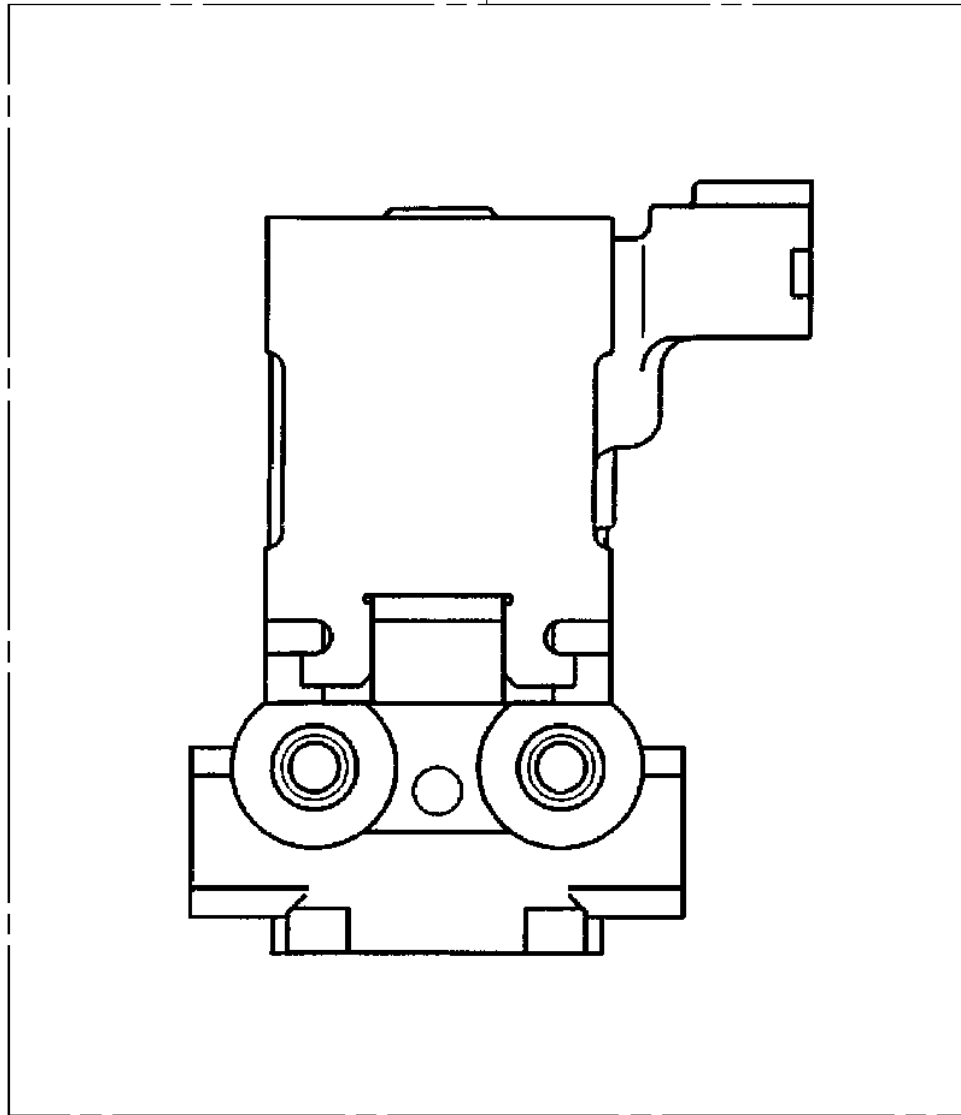


GR-750-2-00105 5 BOOM + 2 JIB, 2M2D

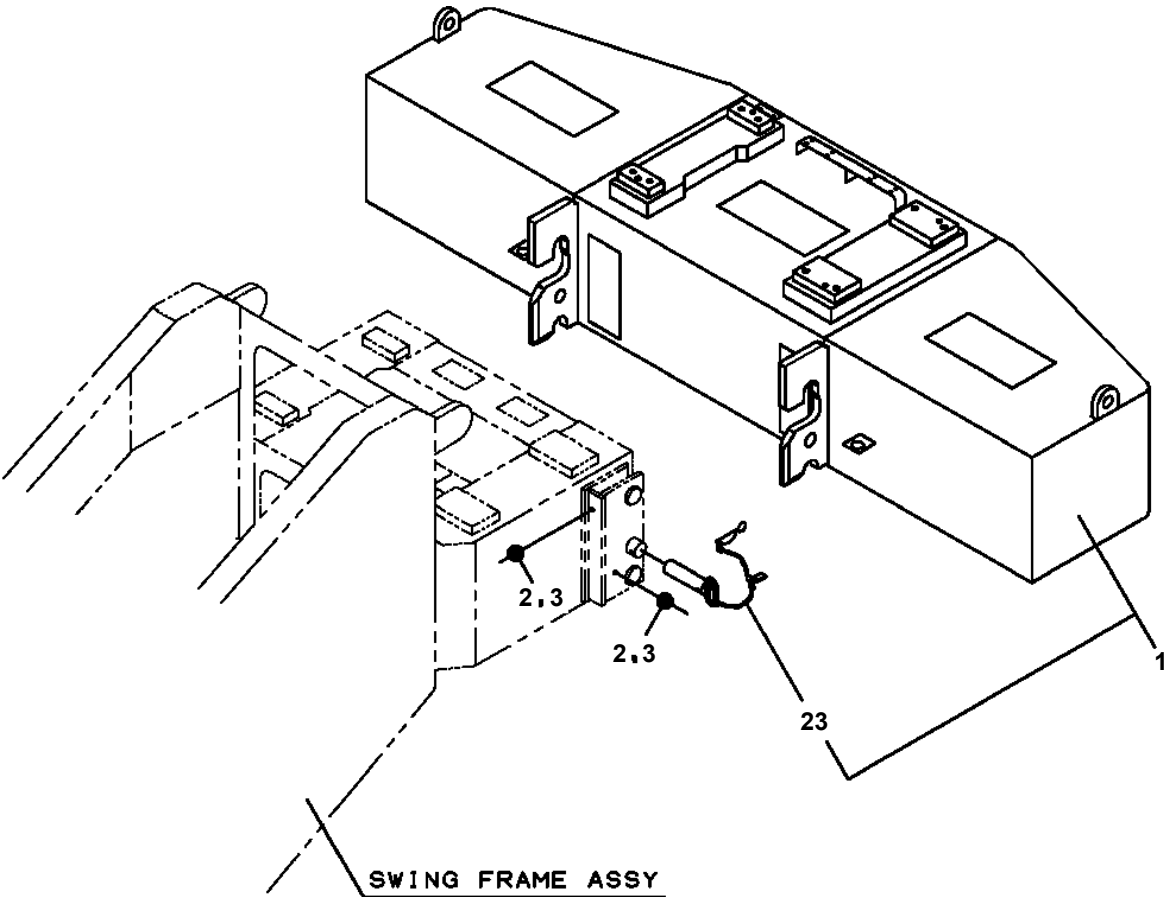
Pos No.	Parts No	Parts Name	Qty	Unit	Technical Data	Serial No (Start)	Serial No (End)	Remarks	F
1	36370635030	HOUSING	1						
2	36370415160	COVER	1						
3	36370215520	SEAL,OIL	1						
4	36370635040	COVER	1						
5	36370635050	GASKET	1						
6	36370505100	GEAR (N)	1						
7	80601110950	RING,RITAINING	1		S95				
8	36370555080	SHAFT ASSY	1						
9	36370505120	SUPPORT ASSY	1						
10	36370217020	BEARING,BALL	4						
11	36370217050	RING,SEAL	1						
12	36370207570	RING,SEAL	2						
13	36370217070	RING,SEAL	1						
14	36370555090	SHAFT ASSY	1						
15	36370505140	GEAR (Q)	2						
16	36370555100	SHAFT (S)	1						
17	36370505161	SHAFT (C)	1						
18	36370217100	WASHER	6						
19	36370217130	BEARING,BALL	1						
20	80518006209	BEARING,BALL	1						
21	80601110450	RING,RITAINING	6		S45				
22	80601110400	RING,RITAINING	2		S40				
23	36370207130	WASHER	2						
26	36370207190	WASHER	1						
27	80602110950	RING,RITAINING	1		95				
28	36370505180	BEARING,BALL	1						
29	80518006009	BEARING,BALL	1						
30	36370455150	WASHER	1						
31	80602110820	RING,RITAINING	1		82				
32	36370207290	FLANGE	1						
33	91067103500	O-RING	1		4E P35				
34	36370355130	WASHER	1						
35	90103516040	BOLT	1		M16X40				
36	36370615120	SEAL,OIL	1						
37	36350456050	SEAL,OIL	1						
38	80601110350	RING,RITAINING	1		S35				
39	36370207380	WASHER	2						
40	36370207390	SHIM (T=0.2)	N						
41	36370207400	SHIM (T=0.5)	N						
42	36370615130	O-RING	1						
43	36350365760	PISTON	1						
44	36370555110	SPRING	1						
45	36370555120	SPRING	1						
46	36370555130	SPRING	1						
47	36350525320	STOPPER	1						
48	36370505190	COVER	1						
49	36370505200	GASKET	1						
50	36370615190	PLUG	1						
51	36370615200	O-RING	1						
52	36370215550	COVER	1						
53	36350695320	FILTER (COIN)	1						
54	36350695330	O-RING	1						
55	36350265160	PIN	3		10X28				
56	36681890000	SENDER,THERMO (OIL)	1						
57	36370625200	PLUG (MAGNET)	1						
58	36370505220	BOLT ASSY	2						
61	90171110030	BOLT	15		M10X30				
62	90101510065	BOLT	4		M10X65				
64	36350456060	PLUG	17						
65	90171108020	BOLT	8		M8X20				
66	36370555140	GEAR (M)	1						
67	36350365460	SPACER (C)	1						
68	90302050801	WASHER,SPRING	8		8				

GR-750-2-00105 5 BOOM + 2 JIB, 2M2D
PV5240027-00 VALVE ASSY,SOLENOID

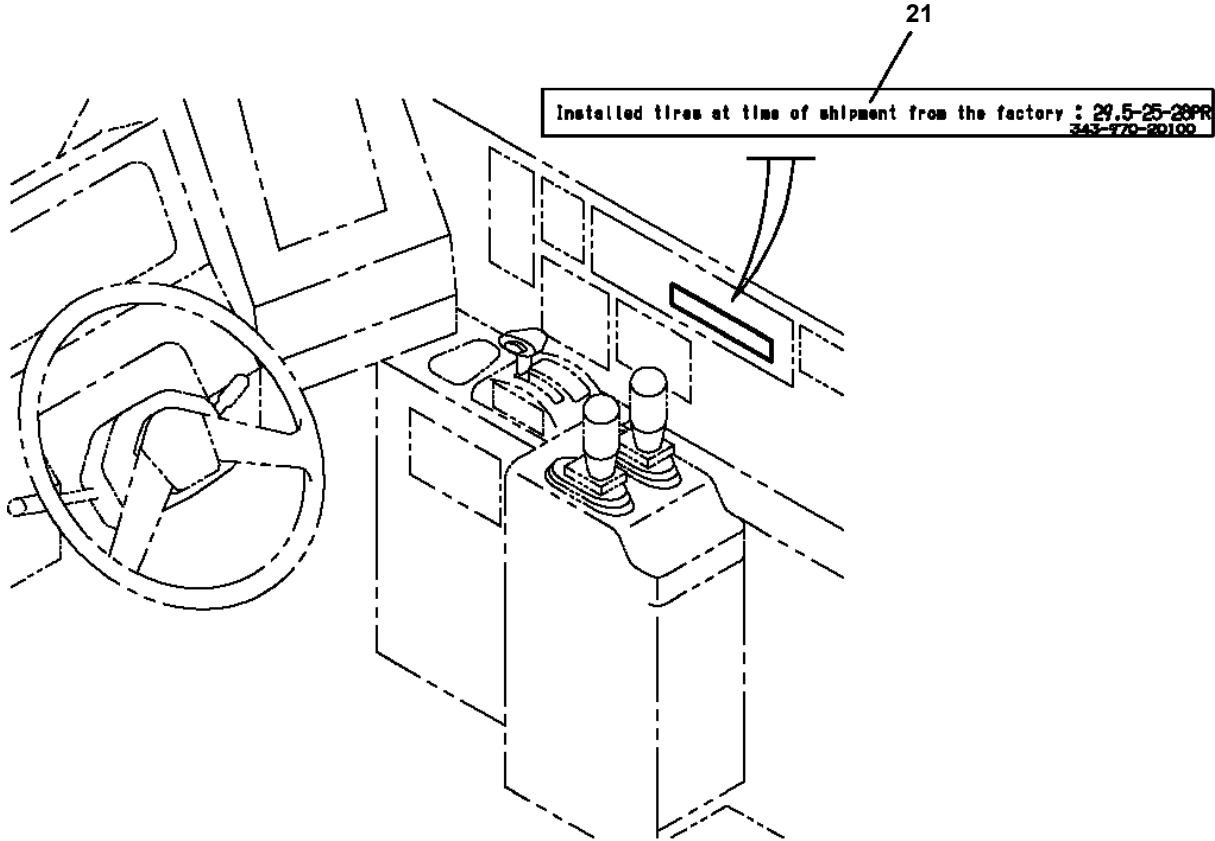
100



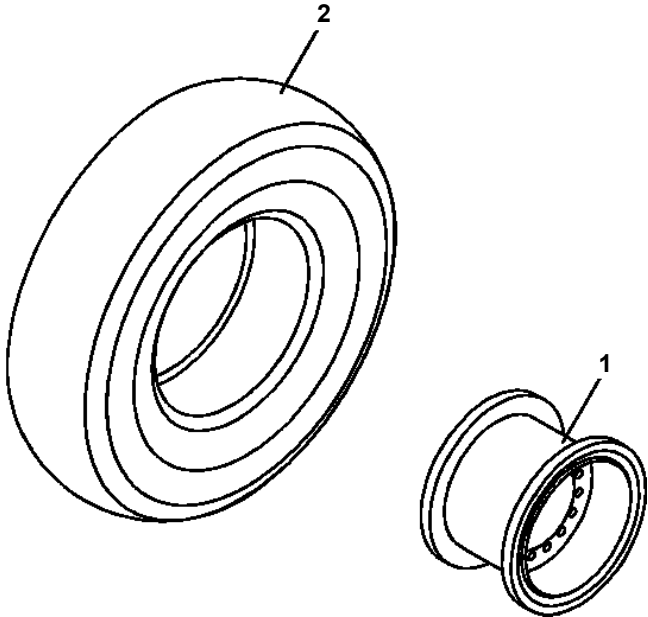
**GR-750-2-00105 5 BOOM + 2 JIB, 2M2D
PW5020004-00 WEIGHT ASSY**



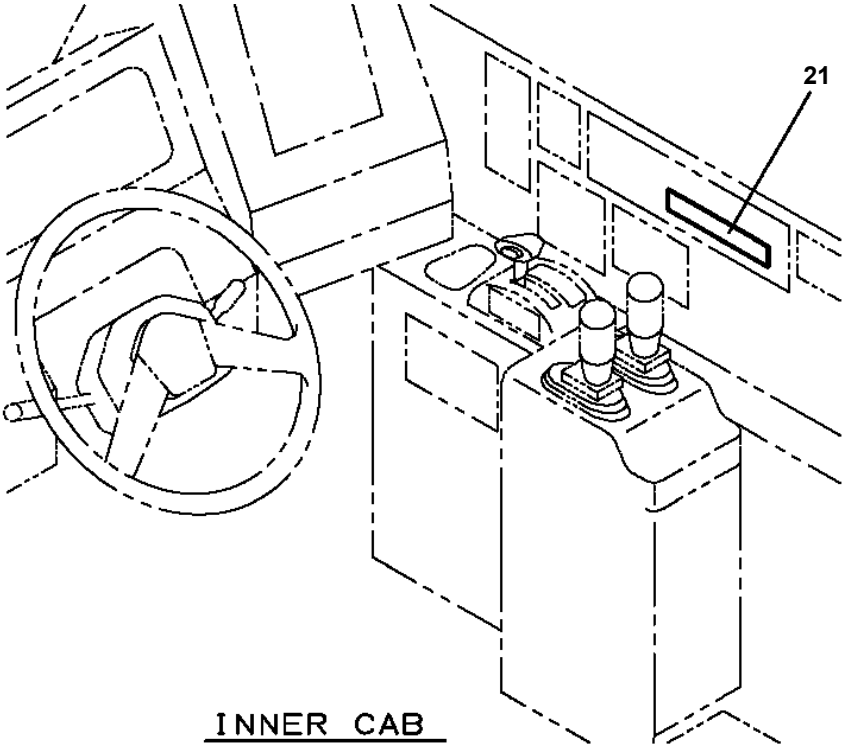
**GR-750-2-00105 5 BOOM + 2 JIB, 2M2D
PW5030022-00 WHEEL ASSY (WI + YOKOHAMA)**



INNER CAB

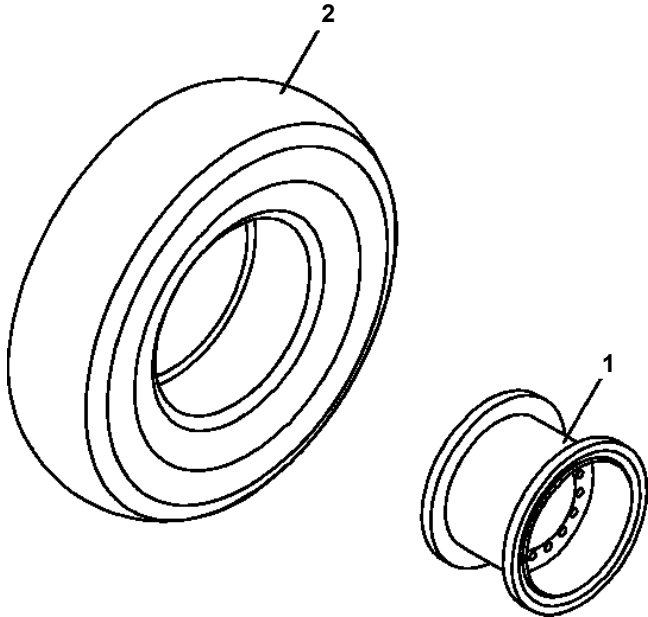


**GR-750-2-00105 5 BOOM + 2 JIB, 2M2D
PW5030057-00 WHEEL ASSY (TOPY + HUNG-A:HS658)**



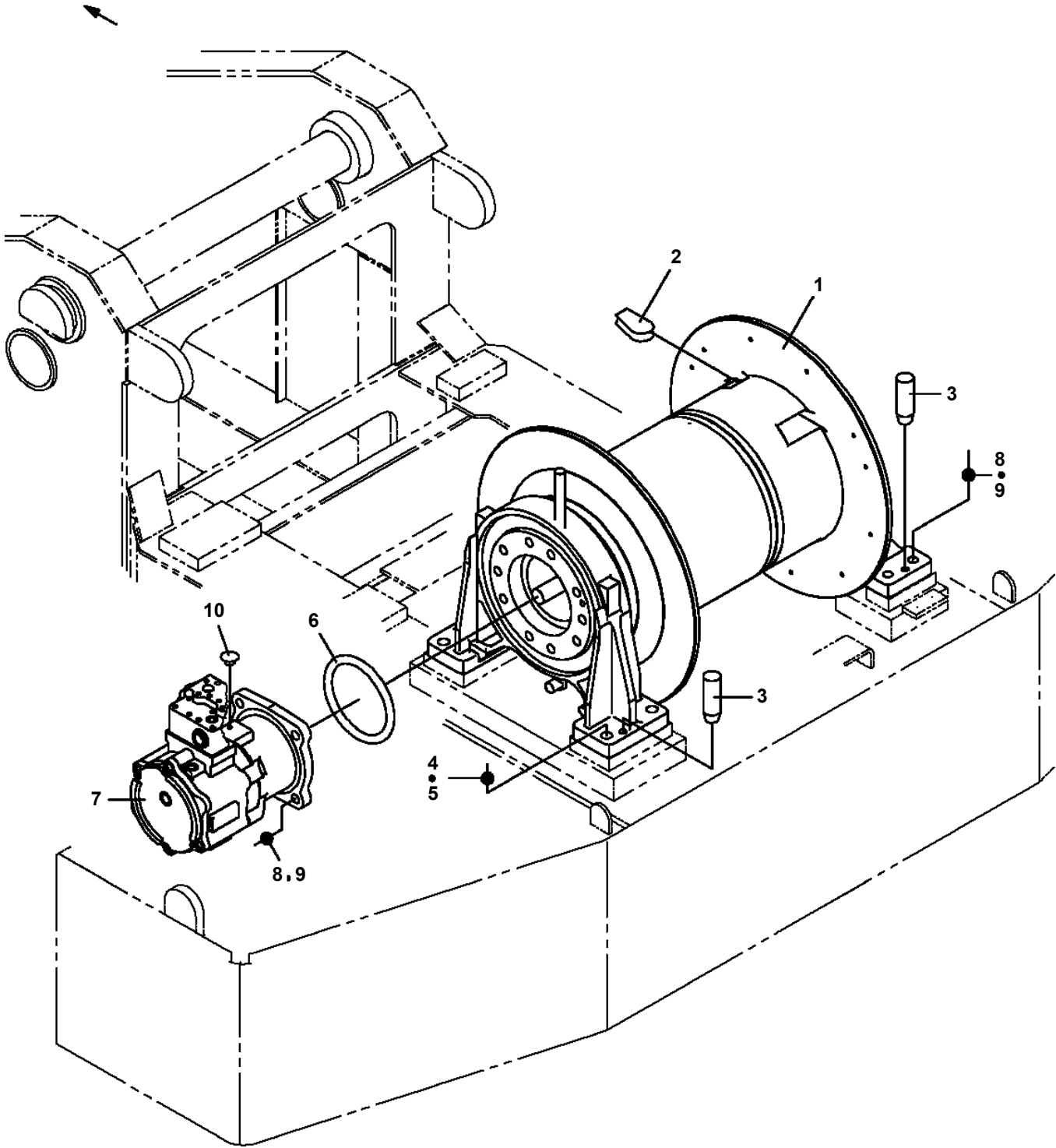
INNER CAB

21
Installed tires at time of shipment from the factory : 29.5-25-28PR

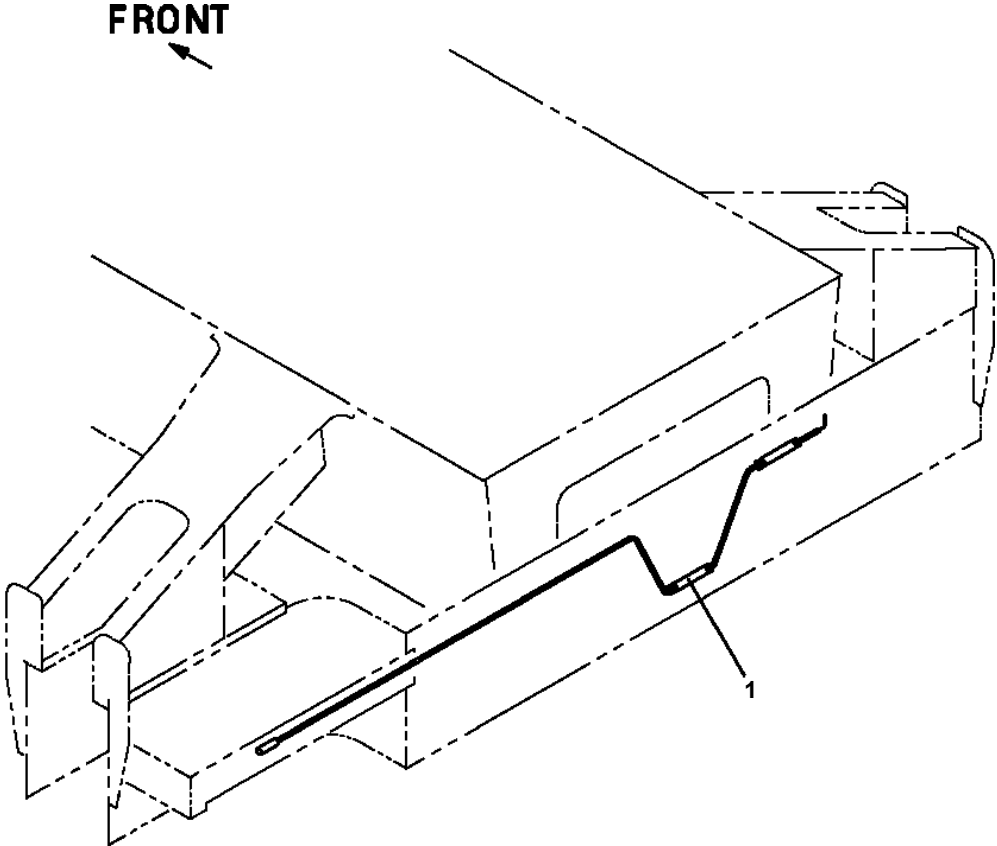


**GR-750-2-00105 5 BOOM + 2 JIB, 2M2D
PW5060010-01 WINCH ASSY (AUX./MOUNT)**

FRONT



GR-750-2-00105 5 BOOM + 2 JIB, 2M2D
PX5010078-00 MOUNT ASSY (JIB HANDLE)

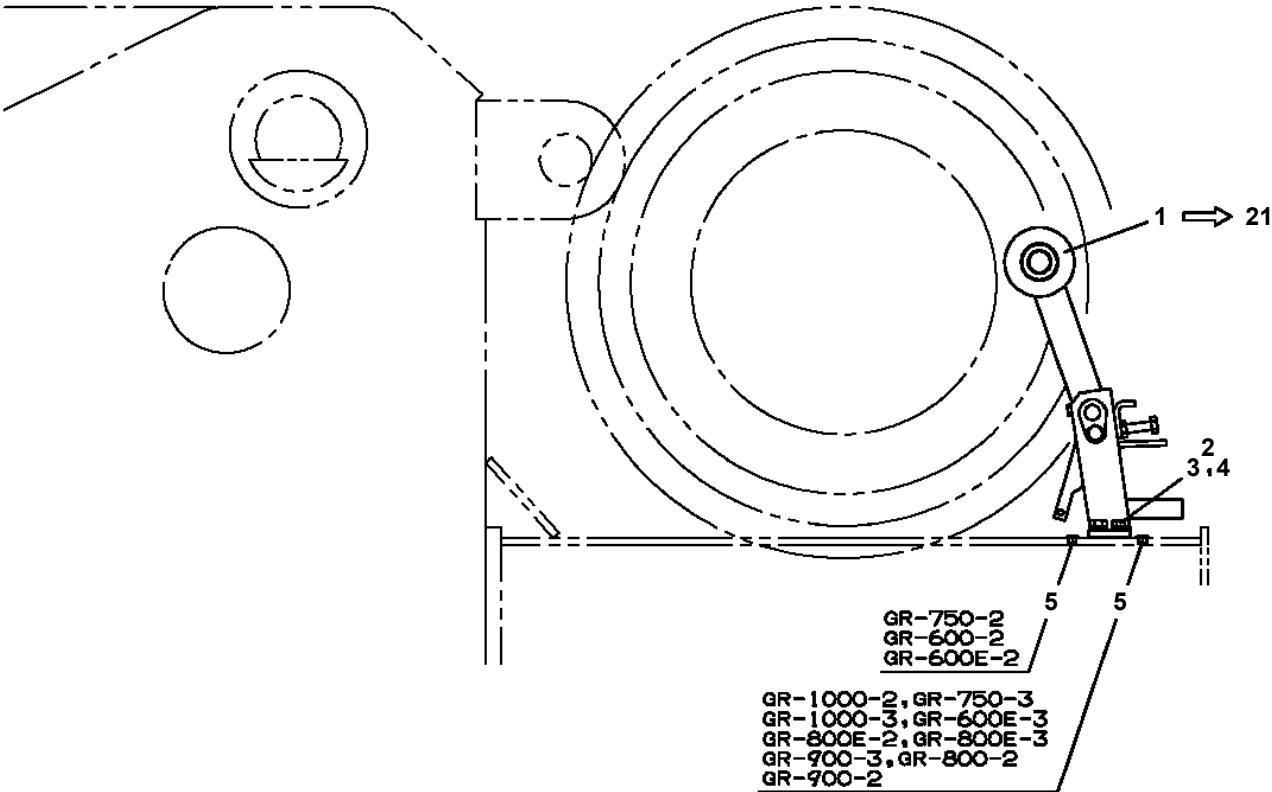


GR-750-2-00105 5 BOOM + 2 JIB, 2M2D

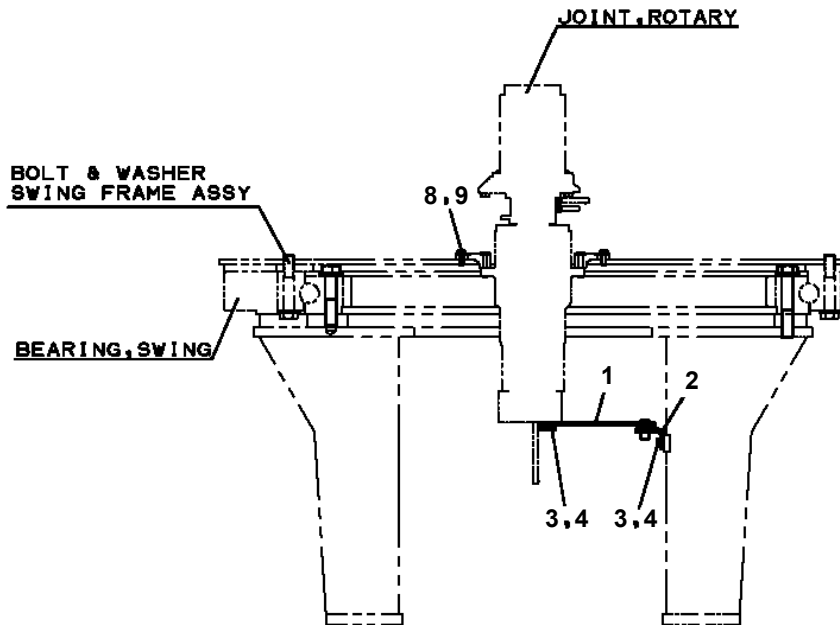
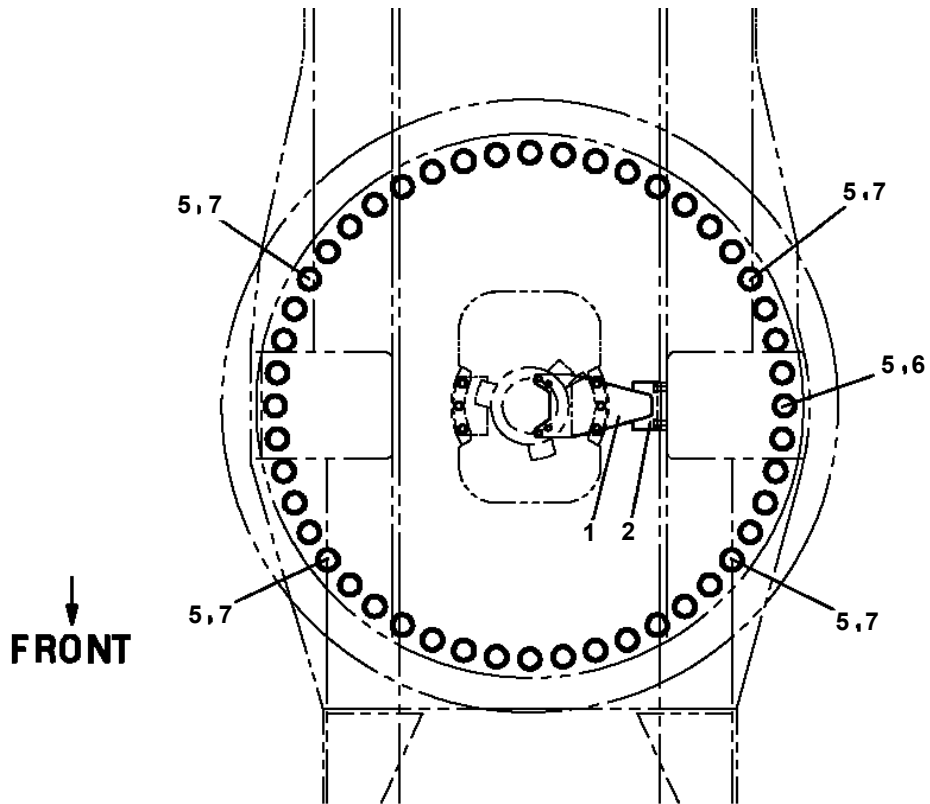
Pos No.	Parts No	Parts Name	Qty	Unit	Technical Data	Serial No (Start)	Serial No (End)	Remarks	Pa
1	34880060370	HOSE	1		L=370				
2	37002514200	HOSE	1		L=550				
3	91803600160	CLIP	8		D=11-16				
4	36180040000	SENDER,FUEL	1						
5	90303071201	WASHER,PLAIN	2		12				
6	80136332025	PIN,SPLIT	2		3.2X25				
7	37000104230	PIN	2						
8	34880801000	FILTER ASSY	1						000
9	34880030550	HOSE	1		L=550				
10	34880300100	BAND	2						
11	91803600200	CLIP	6		D=13-20				
12	90201201000	NUT	4		M10				
13	36101870000	TANK,FUEL (300L)	1						000
14	34880650100	HOSE	1		L=400				
15	34880710100	HOSE	1		L=80				
16	37000904130	FITTING	1		M16-M16				
17	90304111601	WASHER,TOOTH	1		16				
18	90211201600	NUT	1		M16				
19	37000904140	FITTING	1		S,M20-M20				
20	90304112001	WASHER (LOCK)	1		20				
21	90211202000	NUT	1		M20				
22	34880310600	HOSE	1		L=1250				
23	34780000070	ADAPTER	1		8-10				
24	34880060070	HOSE	1		L=70				
25	37000932820	JOINT	1		M14-12				
26	37000932830	JOINT	1		M14-10				
27	59259010000	PACKING (COPPER)	2						
28	34880808010	PIPE ASSY	1		12XT0.9 L=1382				
29	34880808020	PIPE ASSY	1		10XT0.7 L=1188				
30	34880808030	PIPE ASSY	1						
31	34880808040	PIPE ASSY	1						
32	37000701500	CLAMP ASSY	1		12X1				
33	37000711410	CLAMP ASSY	1		12-4				
34	37000711080	CLAMP ASSY	1		12-2				
35	82100002011	CLAMP	3		WRC15				
36	82100002041	CLAMP	1						
37	37000904830	NUT,FLARE	2		M16				
38	37000904840	NUT,FLARE	2		M20				
39	90280200800	NUT,FLANGE	4		M8				
40	37000300720	SLEEVE	5		12-10				
41	90186208014	BOLT,FLANGE	2		M8X14				
42	90186210020	BOLT,FLANGE	2		M10X20				
43	90280200600	NUT,FLANGE	2		M6				
44	82100002012	CLAMP	1		WR18				
45	42865440700	SUPPORT	1						
46	90303071001	WASHER,PLAIN	1		10				
47	90186210025	BOLT,FLANGE	2		M10X25				
48	37000701510	CLAMP ASSY	2		12X2				
71	36361321010	FILTER (FUEL)	1						
91	36361325030	ELEMENT KIT	1						

**GR-750-2-00105 5 BOOM + 2 JIB, 2M2D
PX5640003-04 MOUNT ASSY,ROLLER (MAIN)**

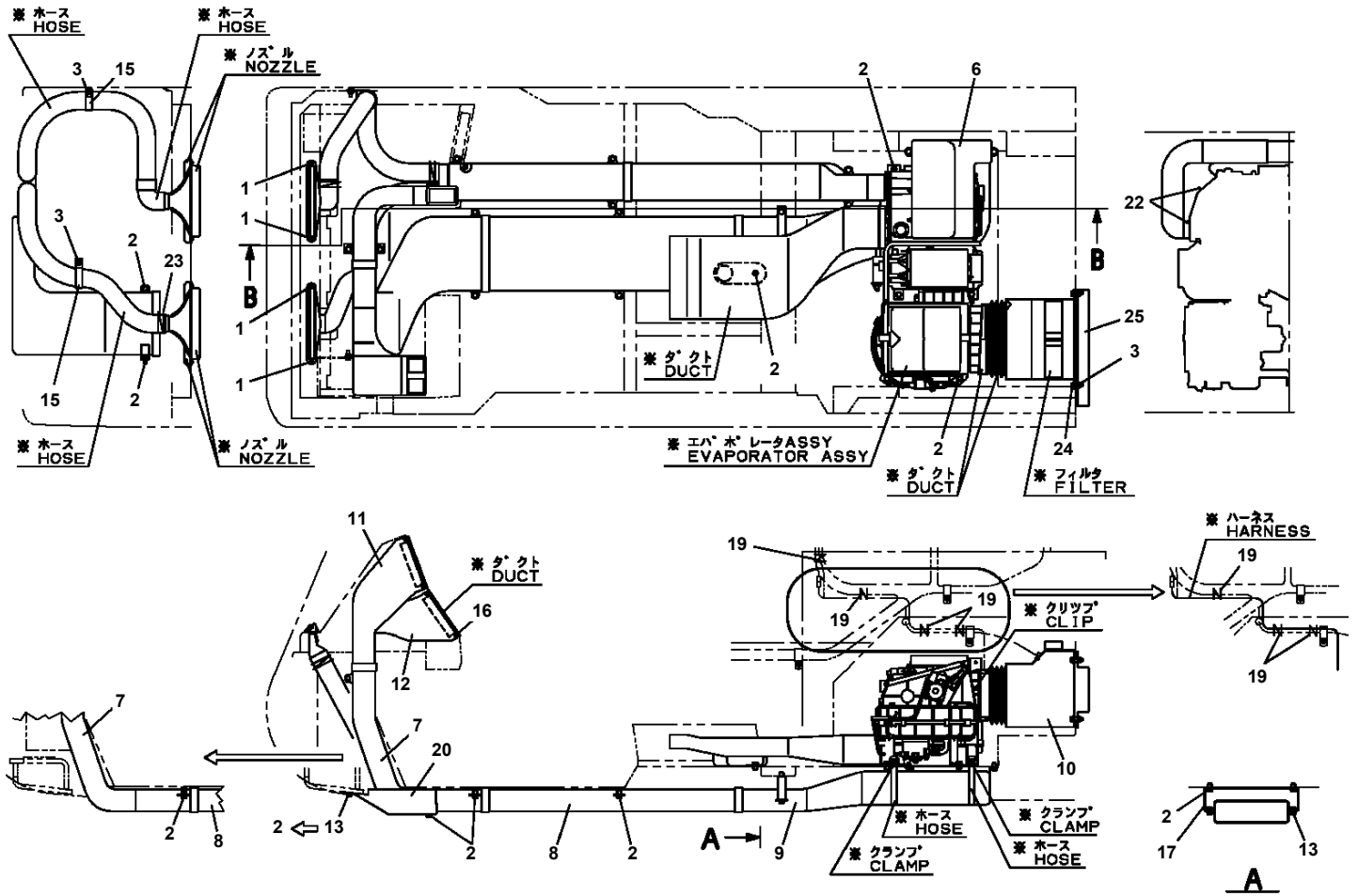
FRONT ←



GR-750-2-00105 5 BOOM + 2 JIB, 2M2D
PX5710003-00 MOUNT ASSY, SWING CENTER



**GR-750-2-00105 5 BOOM + 2 JIB, 2M2D
PY2240011-06 EVAPORATOR INSTALLATION,AIR CONDITIONER**



※は「検索」機能の「部品名称」より「エアコンASSY (リスト/キャブ ASSYトリツケブ ン)」で検索 (半角カナ) してください。
 FOR THE PART ※, GO TO "PART NAME" IN "SEARCH" MENU AND SEARCH IN "ACCESSORY LIST (LIST/CAB ASSY PART)".

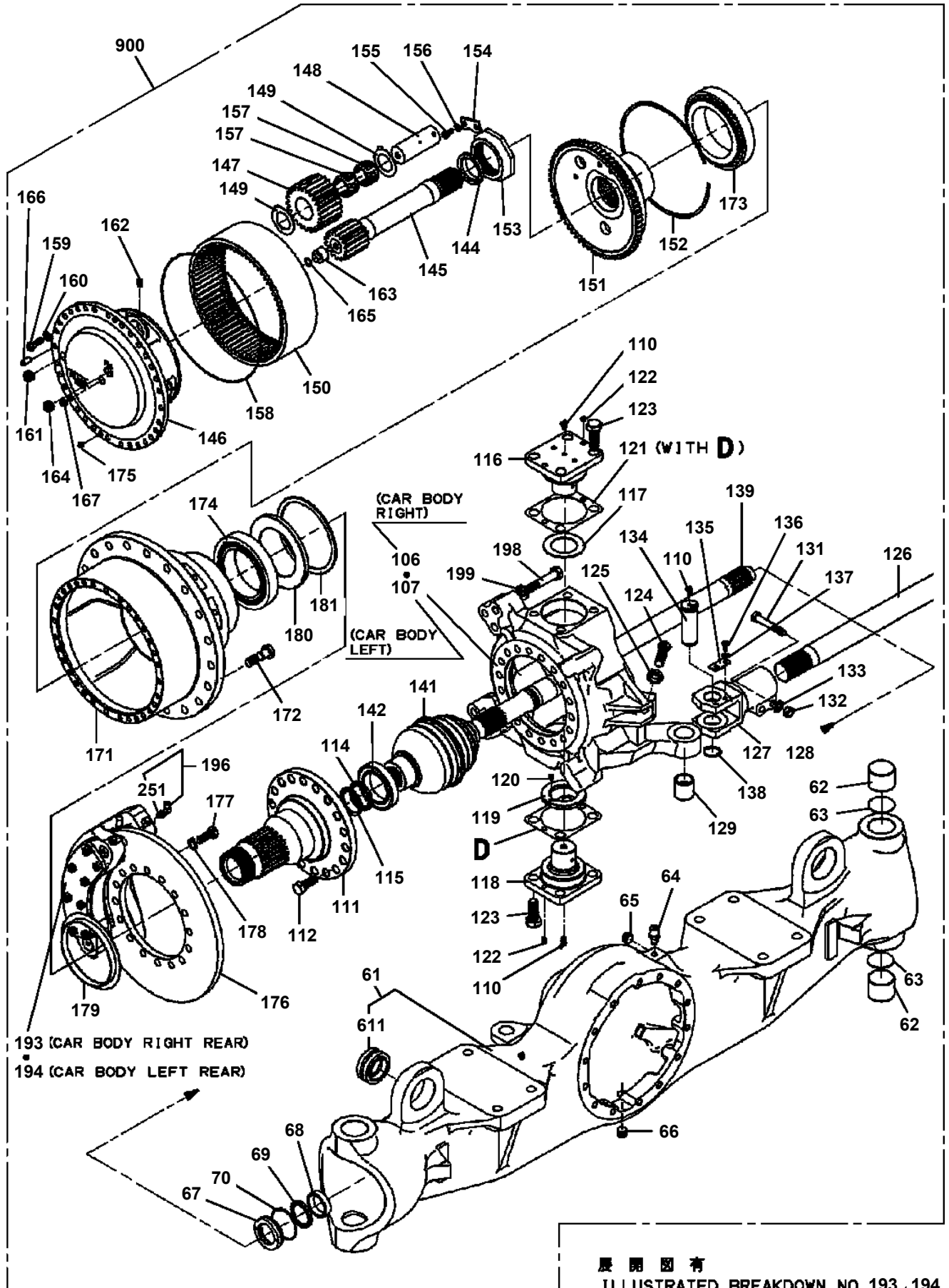
GR-750-2-00105 5 BOOM + 2 JIB, 2M2D

Pos No.	Parts No	Parts Name	Qty	Unit	Technical Data	Serial No (Start)	Serial No (End)	Remarks	Pages
1	34462251100	SUPPORT	4						
2	34462271100	SUPPORT	2						
3	90186208020	BOLT,FLANGE	6		M8X20				
11	34462252100	COVER	1						

GR-750-2-00105 5 BOOM + 2 JIB, 2M2D

Pos No.	Parts No	Parts Name	Qty	Unit	Technical Data	Serial No (Start)	Serial
1	34782650100	PIPE	1				
2	90280201000	NUT,FLANGE	2		M10		
3	90186210030	BOLT,FLANGE	4		M10X30		
4	37000505950	PLATE	4		T=3.2		
5	90186208014	BOLT,FLANGE	4		M8X14		
6	34692862900	PLATE	1				
7	37000547660	PLATE	4		T=2.3		
8	90280200800	NUT,FLANGE	4		M8		
31	36361493031	HOSE (AIR INLET,B)	1				
32	36361323040	HOSE (AIR INLET,C)	1				
33	36361443040	HOSE (AIR INLET,A)	1				
34	36360803050	CLIP (INTERCOOLER HOSE/D=MIN87,MAX116)	4				
35	36360803060	CLIP (INTERCOOLER HOSE/D=MIN77,MAX99)	8				
36	36360791020	CLAMP (D=MIN130,MAX169)	1				
37	36360351140	CLAMP	1				
38	36361321020	HOSE (AIR INTAKE)	1				
39	36361491080	CLEANER ASSY,AIR	1				
40	36361151020	CAP (AIR CLEANER)	1				
71	36361155020	CLAMP	1				

**GR-750-2-00105 5 BOOM + 2 JIB, 2M2D
PY5330020-00 AXLE ASSY (REAR)**



展開圖有
ILLUSTRATED BREAKDOWN NO.193.194

GR-750-2-00105 5 BOOM + 2 JIB, 2M2D

Pos No.	Parts No	Parts Name	Qty	Unit	Technical Data	Serial No (Start)	Serial I
214	36380675560	PIN	8				
215	36380675570	PIN (WITH SLOT)	8				
216	36380675580	O-RING	16				
217	36381125091	PAD KIT	4				
218	36380675600	BOLT (LARGE)	8				
219	36380065910	BOLT	16				
220	36380675610	PLATE (COVER)	4				
221	36381445220	PLUG (PISTON)	8				
222	36380675630	SEAL KIT	4				
223	36380675640	PISTON	16				
224	36380675650	CAP (BREATHER)	4				
251	36380675490	O-RING	4				
300	36382185020	CASE ASSY (DIFFERNITIAL)	1				
401	90191520130	BOLT	4		M20X130		
402	90303502001	WASHER,PLAIN	4		20		
451	36380105090	BOLT (SHORT)	8				
452	36380105080	BOLT (LONG)	8				
500	36382185010	CARRIER,DIFFERENTIAL	1				
900	36382180001	AXLE ASSY,FRONT	1				

CLICK HERE TO **DOWNLOAD** THE COMPLETE MANUAL

- Thank you very much for reading the preview of the manual.
- You can download the complete manual from: www.heydownloads.com by clicking the link below



- Please note: If there is no response to CLICKING the link, please download this PDF first and then click on it.

CLICK HERE TO **DOWNLOAD** THE COMPLETE MANUAL