

AT-147-3 43010100015 UPPER

PD2000186-01 SWING UNIT
PF1000795-00 WINCH SYSTEM
PG2000244-00 BOOM UNIT
PH1000550-00 SAFETY DEVICES (MOTION CONTROLLER)
PJ3000605-00 BASKET SYSTEM
PJ5000003-00 BOOSTER UNIT
PK2002014-00 FRAME UNIT
PO1000171-00 INDICATION PLATES
PX1001201-00 MOUNTING PARTS
PY1001439-00 OPTIONS
ASSEMBLY

CLICK HERE TO **DOWNLOAD** THE COMPLETE MANUAL

- Thank you very much for reading the preview of the manual.
- You can download the complete manual from: www.heydownloads.com by clicking the link below



- Please note: If there is no response to CLICKING the link, please download this PDF first and then click on it.

CLICK HERE TO **DOWNLOAD** THE COMPLETE MANUAL

AT-147-3 43010100015 UPPER

Pos No.	Parts No	Parts Name	Qty	Unit	Technical Data	Serial No (Start)	Serial No (End)
1	(*****)	BUCKET FRAME ASSY	1				
2	(*****)	PIPING ASSY, BUCKET	1				
3	(*****)	ELEC. ASSY, BUCKET	1				
4	(*****)	ARM ASSY	1				
5	(*****)	PIPING ASSY, ARM	1				
6	(*****)	ELEC. ASSY (ARM)	1				
7	(*****)	OPE. ASSY (BUCKET)	1				
11	42267241000	BUCKET	1				
12	(*****)	BUCKET (INNER CASE)	1				
13	(*****)	COVER (BUCKET/FRP, WHITE)	1				
14	(*****)	COVER, BOOM (TOP/FRP, WHITE)	1				
15	(*****)	COVER (ARM/FRP, WHITE)	1				
16	(*****)	COVER (WINCH/FRP, WHITE)	1				
17	42267274000	COVER (CLOTH, WHITE/BUCKET)	1				
18	42262804000	COVER, WINCH (CLOTH, WHITE/WINCH)	1				
20	(*****)	COVER (ARM HOSE, CLOTH)	1				
21	(*****)	COVER	1				

AT-147-3 43010100015 UPPER

Pos No.	Parts No	Parts Name	Qty	Unit	Technical Data	Serial No (Start)	Serial No (End)	Remarks	Pages
1	(***** *****)	OPTION UNIT,1	1						000386
2	(***** *****)	OPTION UNIT,2	1						000387

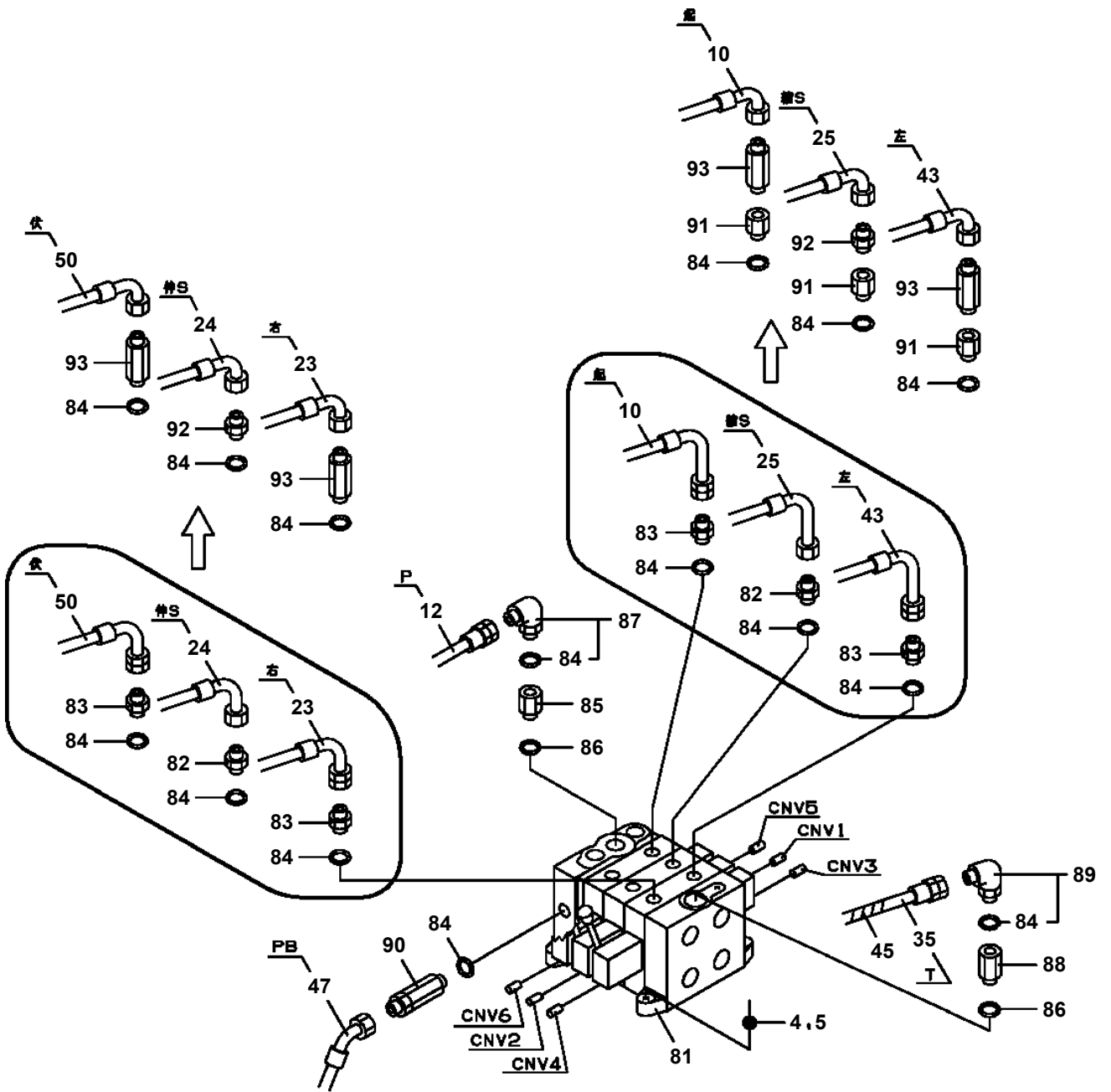
AT-147-3 43010100015 UPPER

Pos No.	Parts No	Parts Name	Qty	Unit	Technical Data	Serial No (Start)	Serial No (End)	Remarks	Pages
11	36654185010	SEAL KIT	1						
100	36654180000	PUMP,HYDRAULIC	1						

AT-147-3 43010100015 UPPER

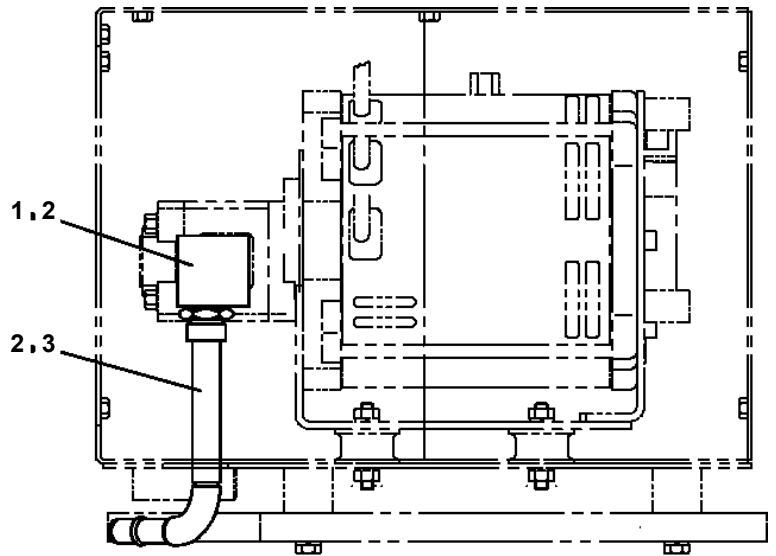
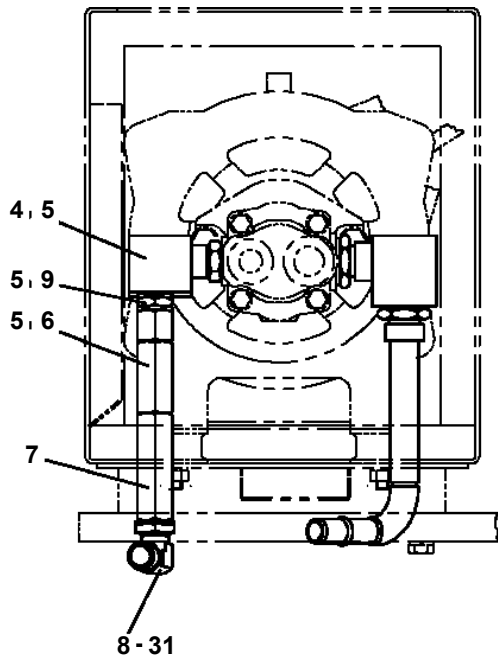
Pos No.	Parts No	Parts Name	Qty	Unit	Technical Data	Serial No (Start)	Serial No (End)	Ren
2	90101210040	BOLT	4		M10X40			
3	90302041001	WASHER,SPRING	4		10			
4	42422301010	PLATE	4					
21	(*****)	POWER SUPPLY (MOTOR UNIT)	1					
22	(*****)	COVER	1					
23	(*****)	ELEC.ASSY (MOTOR UNIT)	1					
24	(*****)	PIPING,LOWER (MOTOR UNIT)	1					

**AT-147-3 43010100015 UPPER
PB1400435-02 PIPING,UPPER**

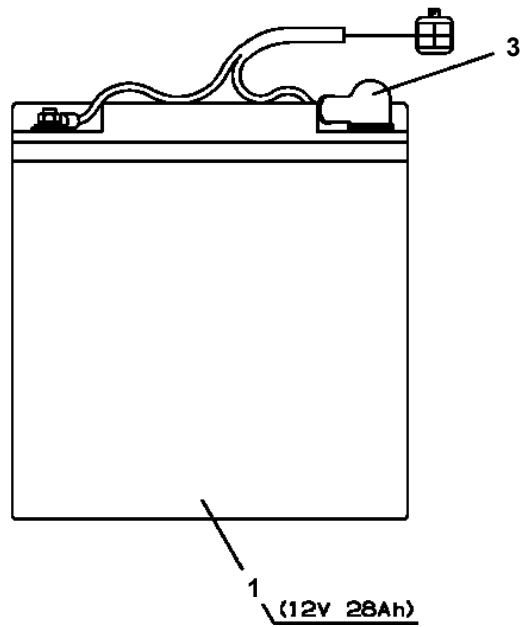
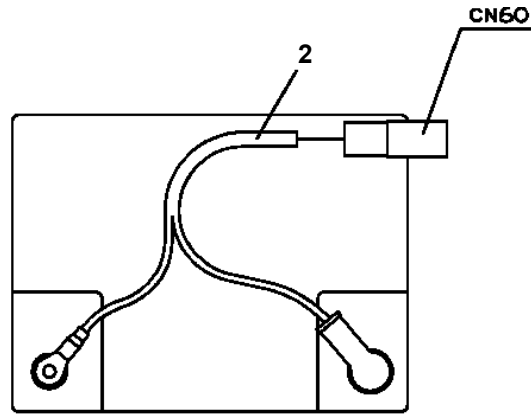


A

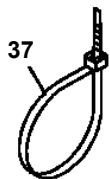
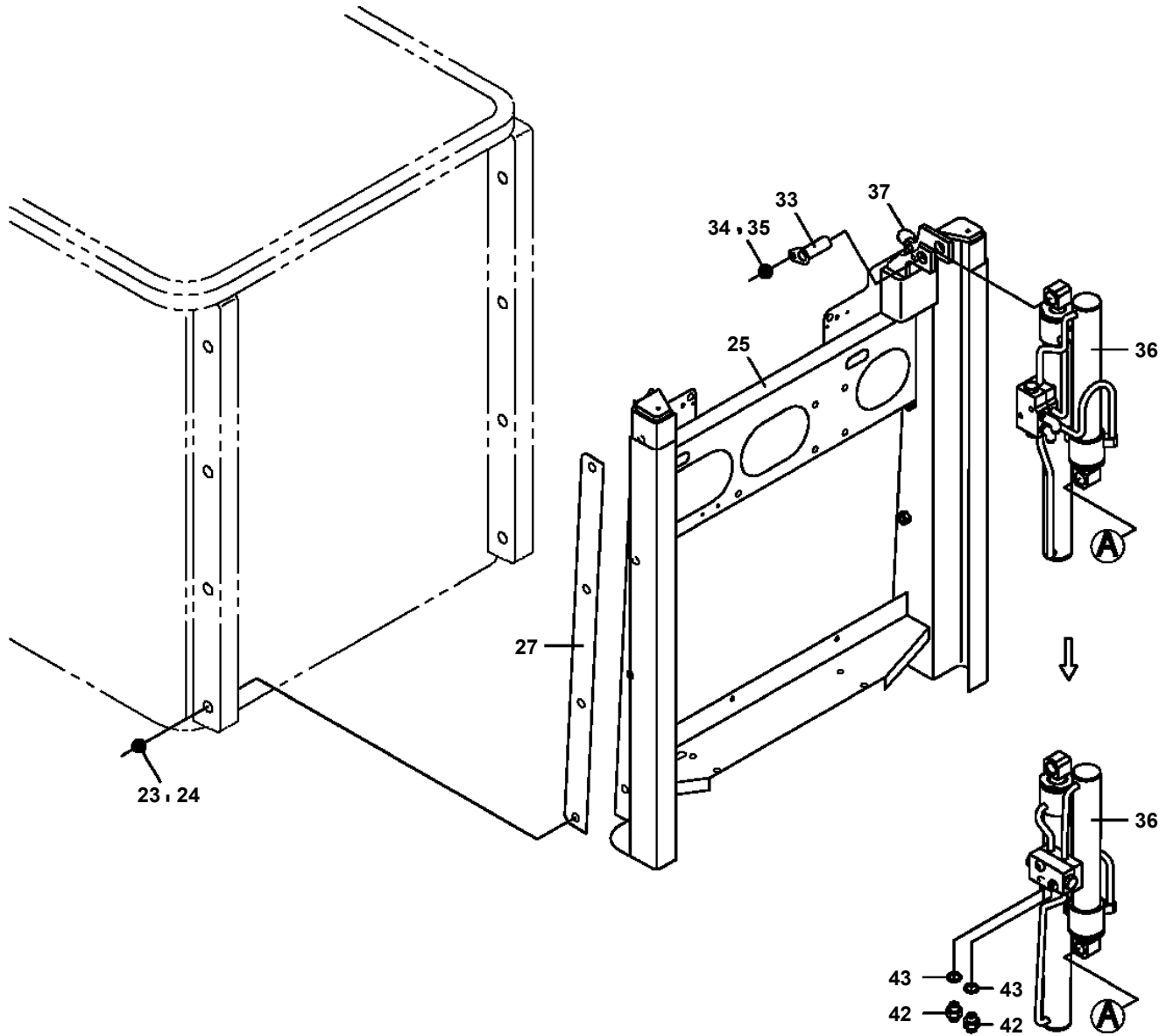
**AT-147-3 43010100015 UPPER
PB1411884-00 PIPING,LOWER (MOTOR UNIT)**



**AT-147-3 43010100015 UPPER
PB5060002-00 BATTERY ASSY (12V28AH/PANASONIC)**



**AT-147-3 43010100015 UPPER
PB5370003-02 BUCKET FRAME ASSY**



AT-147-3 43010100015 UPPER

Pos No.	Parts No	Parts Name	Qty	Unit	Technical Data	Serial No (Start)	Serial No (End)	Remarks	Pages
1	42512340000	BELT	1						

AT-147-3 43010100015 UPPER

Pos No.	Parts No	Parts Name	Qty	Unit	Technical Data	Serial No (Start)	Serial No (End)	Rem
1	90209201800	NUT	1		M18			
2	91684004500	PACKING	2					
3	91002802000	O-RING	1		1B P20			
4	36042810400	PISTON	1					
5	36042810200	ROD	1					
6	36042821000	CYLINDER	1					
7	36042810300	COVER,ROD	1					
8	91002904000	O-RING	1		1B G40			
9	91694003000	PACKING	1					
10	91660003001	SEAL,DUST	1					
11	90302041801	WASHER,SPRING	1		18			
12	90303071801	WASHER,PLAIN	1		18			
13	91002904500	O-RING	1		1B G45			
14	91411203501	RING,BACKUP	2					
30	36042819900	PACKING SET	1		30X45			
100	36042820000	CYLINDER,EXTENSION (REAR)	1					

AT-147-3 43010100015 UPPER

Pos No.	Parts No	Parts Name	Qty	Unit	Technical Data	Serial No (Start)	Serial No (End)	R
1	36132155010	PLATE (BASE)	1					
2	36132155020	CASE	1					
3	36132155030	COVER	1					
8	36132155080	BRACKET	1					
9	36131805010	PACKING	1					
10	36131745010	POTENTIOMETER	1					
11	36132155090	GEAR	1					
12	36132155100	GEAR	1					
13	36132155110	WIRE ASSY	1					
14	36132155120	CORD ASSY	1					
51	36132155140	SPRING ASSY	1					
100	36132150000	DETECTOR,OUTRIGGER LENGTH	1					

AT-147-3 43010100015 UPPER

Pos No.	Parts No	Parts Name	Qty	Unit	Technical Data	Serial No (Start)	Serial No (End)
1	42972380000	CLAMP HEAD ASSY (YONDENKO/SAFETY HOSE)	1				

AT-147-3 43010100015 UPPER

Pos No.	Parts No	Parts Name	Qty	Unit	Technical Data	Serial No (Start)	Serial No (E
1	90211201200	NUT	2		M12		
2	42220105030	PACKING	4				
3	91002801400	O-RING	2		1B P14		
4	36054010100	PISTON	2				
5	36054431000	CYLINDER	1				
6	36054011000	ROD	1				
7	91002803500	O-RING	2		1B P35		
8	91694002500	PACKING	2				
9	91660002501	SEAL,DUST	2				
10	36054010200	COVER,ROD	2				
11	36054012000	ROD	1				
12	90302041201	WASHER,SPRING	2		12		
13	91410202501	RING,BACKUP	2				
14	91332402500	BEARING,PLAIN	2				
15	91431303501	RING,BACKUP	4				
16	91301403500	BEARING,PLAIN	2				
30	36054019900	PACKING SET	2		25X35		
100	36054430000	CYLINDER ASSY (LIFT,BUCKET FRAME)	1				

AT-147-3 43010100015 UPPER

Pos No.	Parts No	Parts Name	Qty	Unit	Technical Data	Serial No (Start)	Serial No (End)
2	36081560000	REDUCER,SWING SPEED	1				
3	90171118070	BOLT (DACRO)	3		M18X70		
4	90303501805	WASHER,PLAIN	6		18		
5	90201781800	NUT (DACRO)	3		M18		
6	90174112035	BOLT	2		M12X35		
7	90710012400	SCREW,SET	2		M12X40		
8	90203201200	NUT	4		M12		
9	90172112035	BOLT,HEXAGON SOCKET	2		M12X35		
10	90302041201	WASHER,SPRING	2		12		
11	36664070000	MOTOR,OIL	1				
12	91002908500	O-RING	1		1B G85		
31	37002302450	BEARING,SWING (NSK)	1				
32	37002304750	BEARING,SWING (KOYO)	1				
	37002303560	BEARING,SWING (NIHON MONORACE)	1				
41	37002399010	SEAL (UP,DOWN-SIDE SET)	1				
42	82456201000	NIPPLE,GREASE	6		A-TYPE PT1/8		

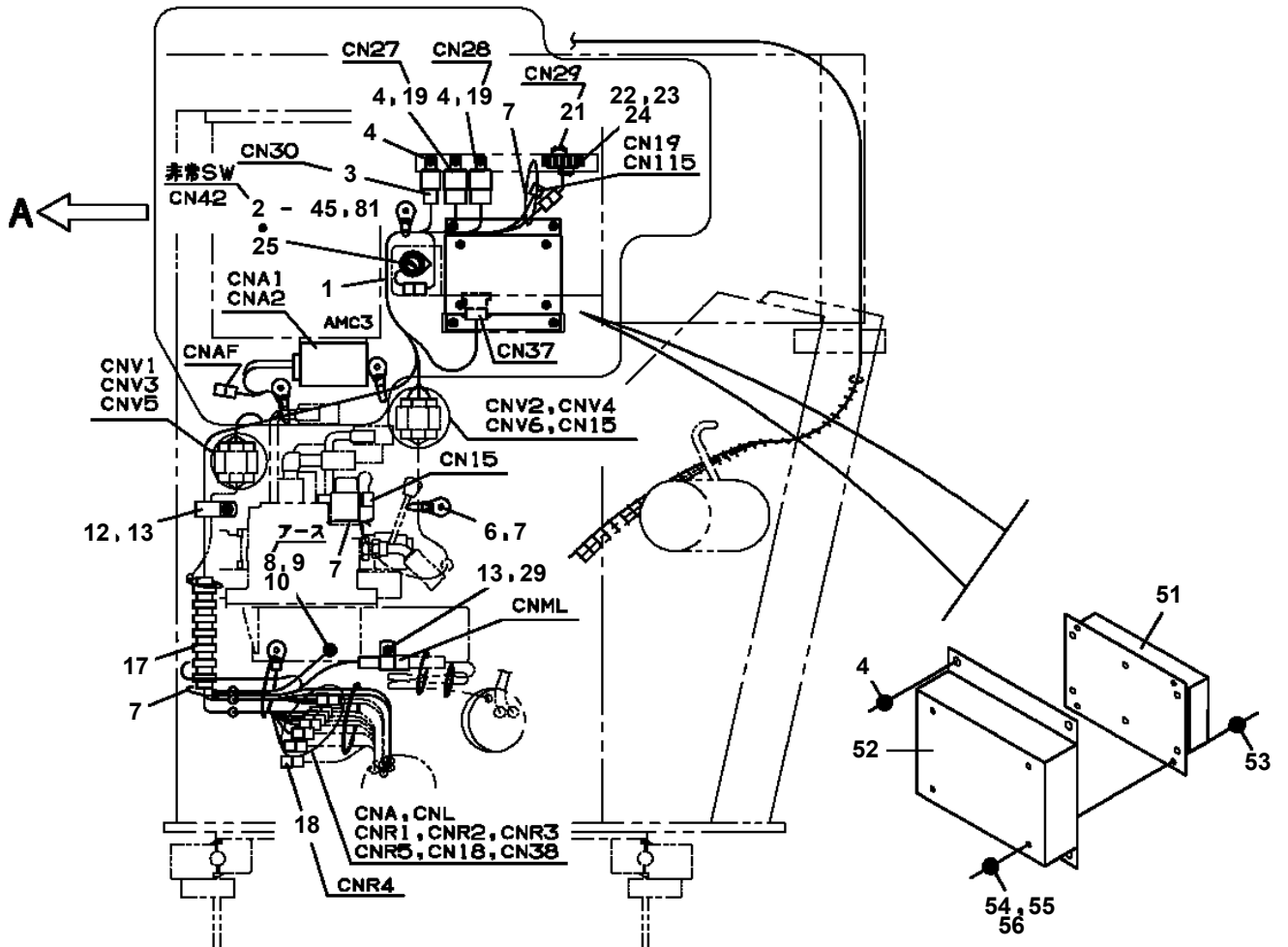
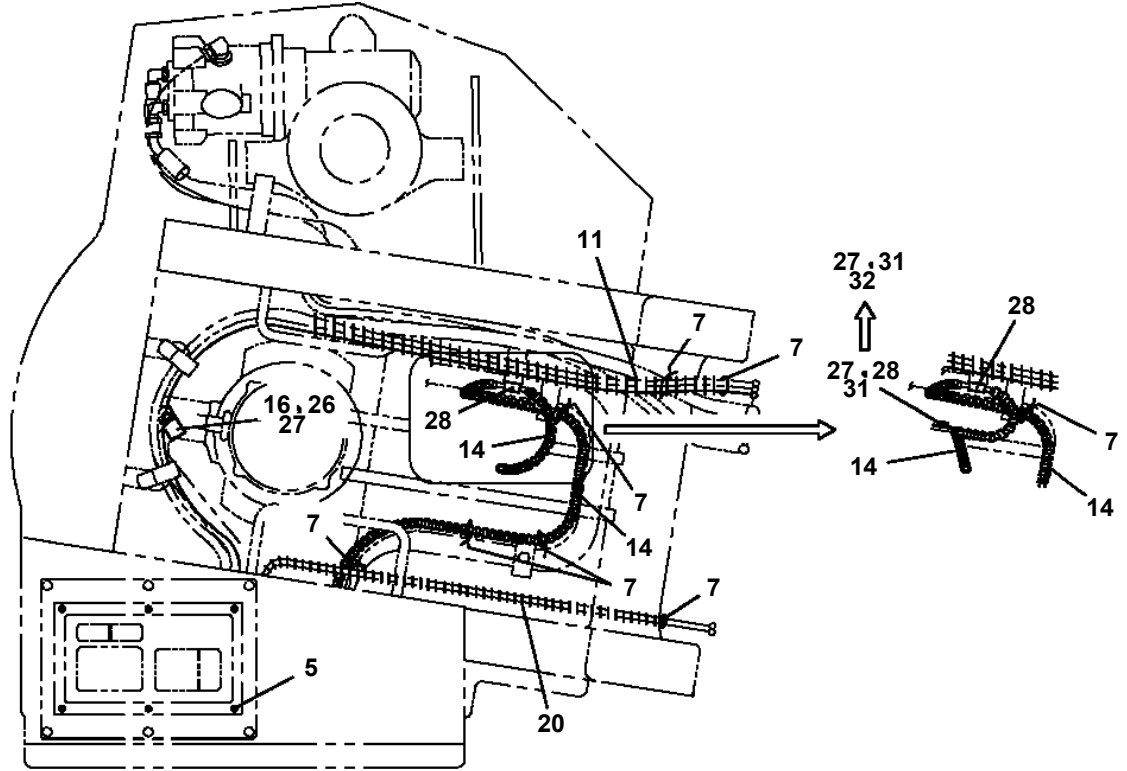
AT-147-3 43010100015 UPPER

Pos No.	Parts No	Parts Name	Qty	Unit	Technical Data	Serial No (Start)	Serial No (End)	Remarks
2	42972700100	SUPPORT	1					
4	90303070801	WASHER,PLAIN	5		8			
5	42739710200	EARTH	1					
6	42970690400	SUPPORT	1					
7	90101210020	BOLT	8		M10X20			
8	90302041001	WASHER,SPRING	8		10			
9	90101208020	BOLT	5		M8X20			
10	90302040801	WASHER,SPRING	4		8			
11	90303071001	WASHER,PLAIN	8		10			
12	42972700300	PIN ASSY	1					
13	42972700400	PIN	1					
14	90258300800	NUT,WING	1		M8			
23	42972700201	SUPPORT	1					
31	36160650000	REEL,CORD	1					
32	37002702730	CABLE ASSY	1		8X10000			
33	82198103050	CLIP (WITH CAP/BLACK)	1					
34	90201200500	NUT	2		M5			
35	90302040501	WASHER,SPRING	2		5			
36	90303070501	WASHER,PLAIN	2		5			
37	42972701100	SUPPORT	1					
38	90101208012	BOLT	2		M8X12			
39	90302040801	WASHER,SPRING	2		8			
40	42972701500	CABLE	1		L=1000			
41	42698150300	INSULATOR	4					
42	80172304010	SCREW,MACHINE	5		M4X10			
43	90302040401	WASHER,SPRING	5		4			
44	90303070401	WASHER,PLAIN	5		4			
45	90201200400	NUT	1		M4			
46	80173305010	SCREW,MACHINE	1					

AT-147-3 43010100015 UPPER

Pos No.	Parts No	Parts Name	Qty	Unit	Technical Data	Serial No (Start)	Serial No (End)	Re
1	42502782010	PLATE,NAME	1					
2	42736070100	SWITCH ASSY (WITH HARNESS)	1					
4	42502852100	HARNESS	1					
5	91810130230	FASTENER	2					
6	42475511100	JOINT,SELF SEALING	1					
7	82100000665	CAP (BLACK)	1					
8	91810132530	FASTENER	20					
9	42474421100	SWITCH	1					
10	90201200600	NUT	1		M6			
11	90302040601	WASHER,SPRING	1		6			
12	82100001801	TUBE,CORRUGATE	1	M	7			
13	89671101500	TUBE	1		L=1500			
14	42392583090	PLATE,CAUTION	1					
15	42503390200	LAMP ASSY (DC12V RED)	1					
16	42502852010	PLATE,NAME	1					
17	42502852020	PLATE,NAME	1					
18	42502852203	HARNESS	1					

AT-147-3 43010100015 UPPER
 PE5190007-06 ELEC.ASSY, SWING FRAME



AT-147-3 43010100015 UPPER

Pos No.	Parts No	Parts Name	Qty	Unit	Technical Data	Serial No (Start)	Serial No (End)	Remarks
500	36073820000	WINCH	1					

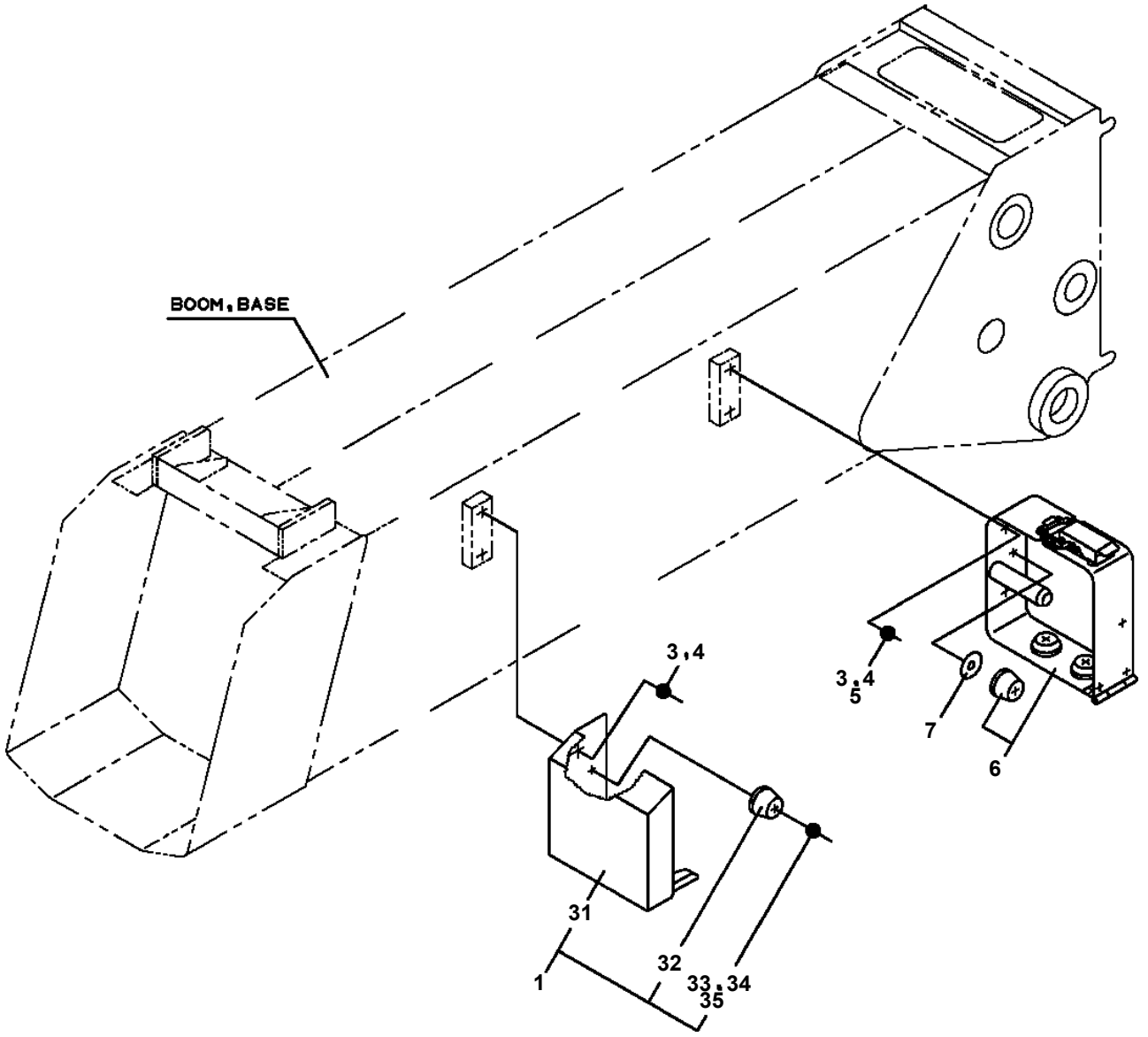
AT-147-3 43010100015 UPPER

Pos No.	Parts No	Parts Name	Qty	Unit	Technical Data	Serial No (Start)	Serial No (End)	Remarks	Pages
1	42220691001	SUPPORT	1						
2	42220692002	JIB	1						
3	80601110350	RING,RITAINING	2		S35				
4	37000188130	PIN	1						
5	37001002260	SHEAVE	1						
6	90101216125	BOLT	1		M16X125				
7	90303071601	WASHER,PLAIN	2		16				
8	90302041601	WASHER,SPRING	1		16				
9	90240201600	NUT,CAP	1		M16				
10	37000314520	SPACER	2						
11	42220690100	PLATE	1		T=1.0				
12	42220690200	PLATE	1		T=2.0				
13	42220041050	PLATE,NAME	2						
31	80516006207	BEARING,BALL	1						

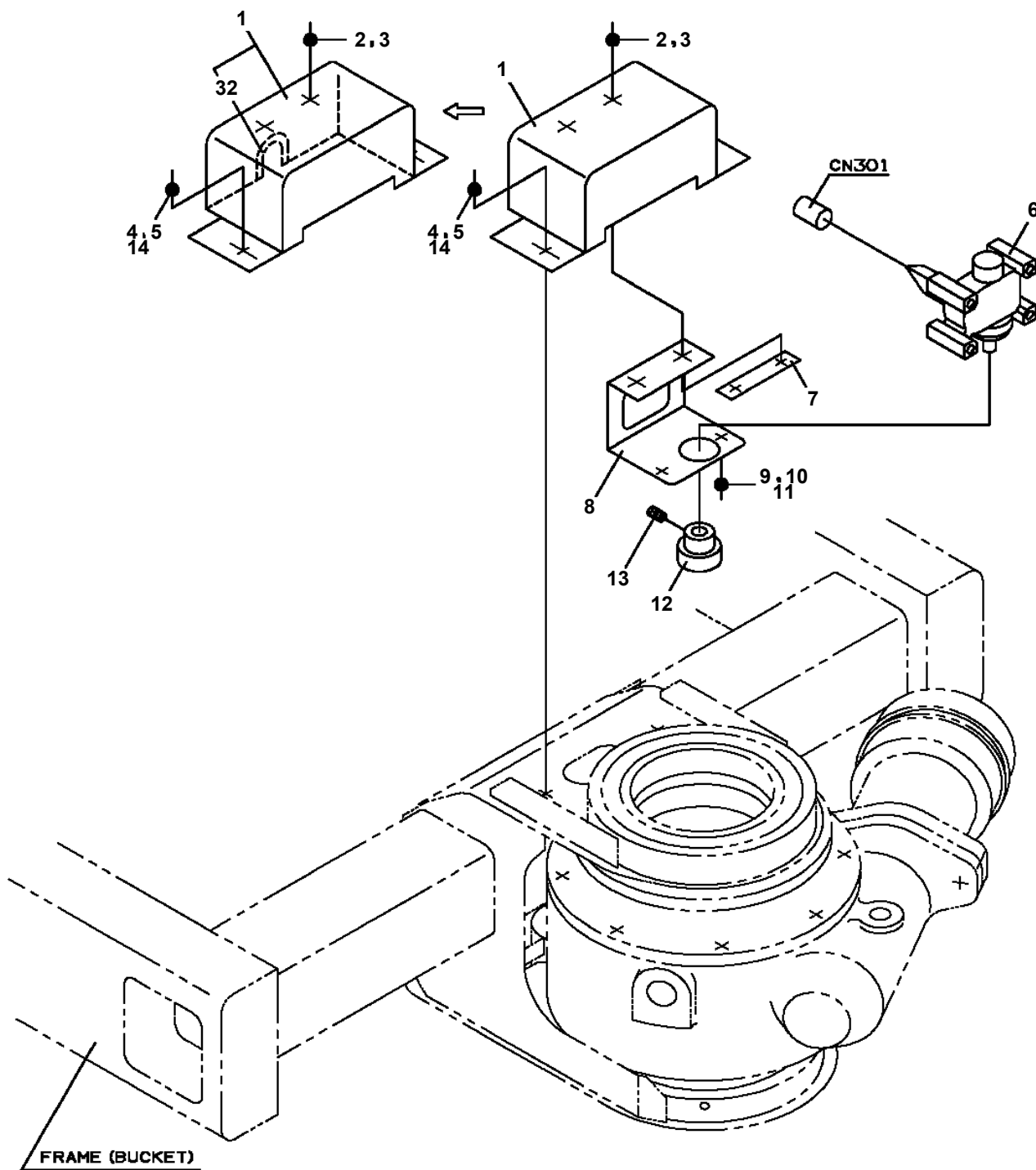
AT-147-3 43010100015 UPPER

Pos No.	Parts No	Parts Name	Qty	Unit	Technical Data	Serial No (Start)	Serial No (End)	Remarks	Pages
1	42475580100	PLATE	3						
2	90101212035	BOLT	16		M12X35				
3	90302041201	WASHER,SPRING	16		12				
6	90101208045	BOLT	4		M8X45		590476		
7	90302040801	WASHER,SPRING	4		8		590476		
8	90303070801	WASHER,PLAIN	4		8		590476		
9	90303071201	WASHER,PLAIN	4		12		590476		
10	90201201200	NUT	8		M12		590476		
12	42502970300	PLATE	1						
13	82401800120	PLUG (FOR M12)	19						

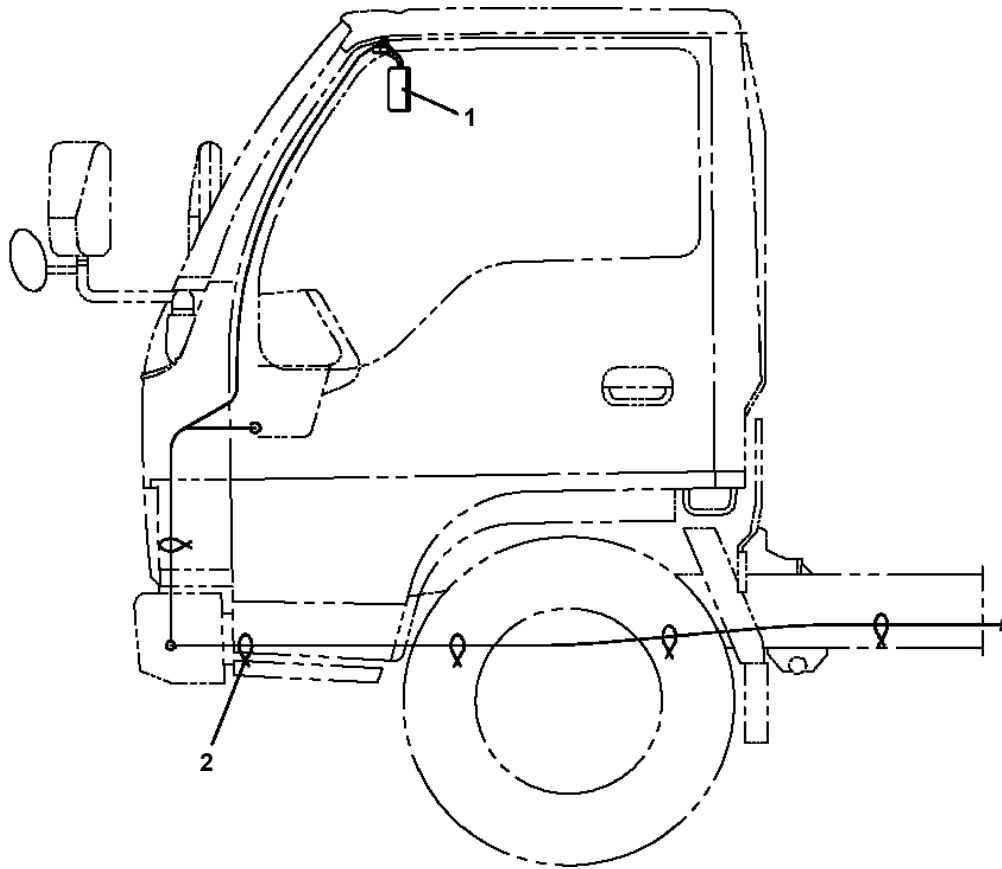
AT-147-3 43010100015 UPPER
PG1250024-02 ATTACHMENT, JIB (JIB)



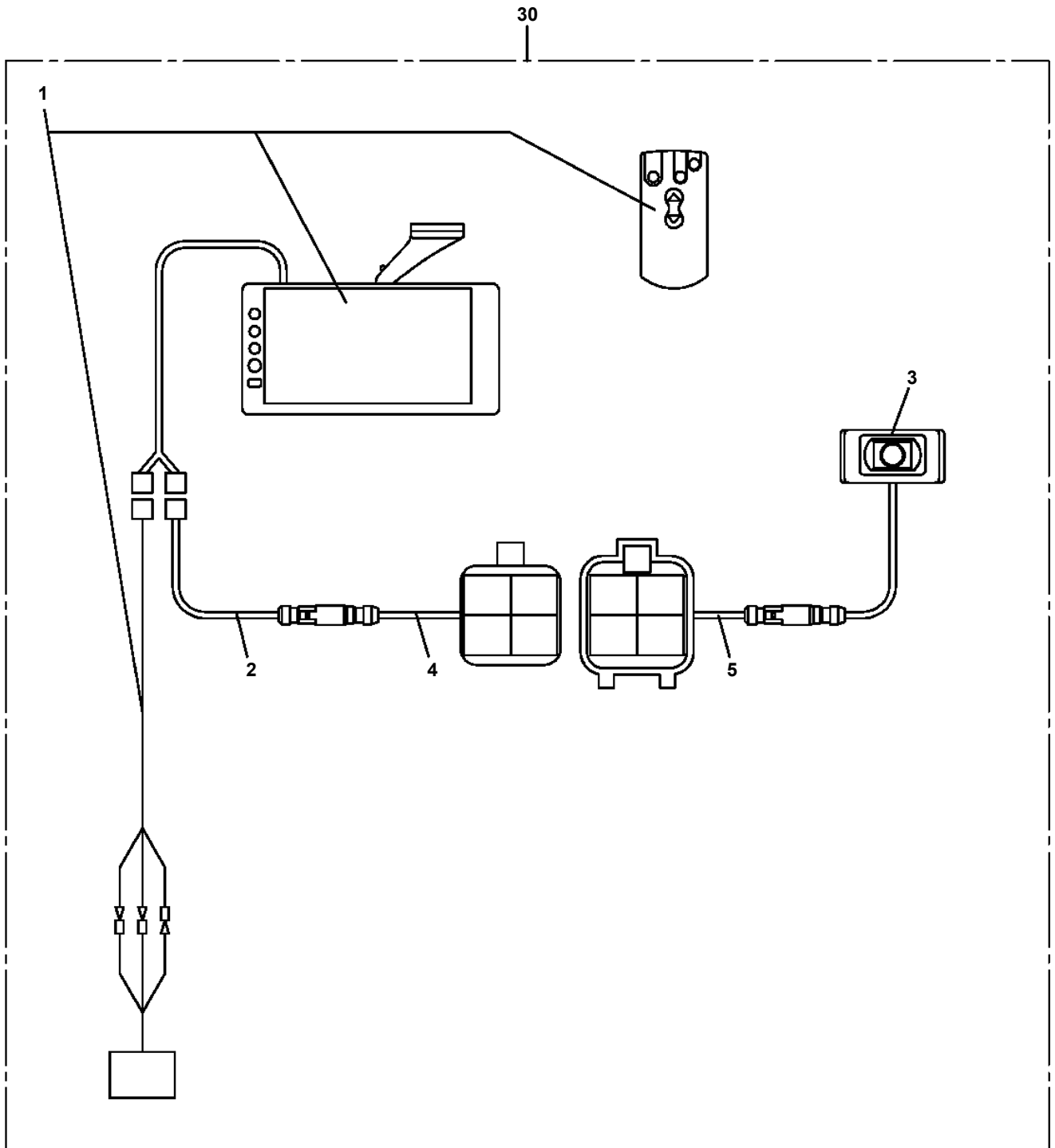
**AT-147-3 43010100015 UPPER
PH1140047-01 DETECTOR, SWING ANGLE (BUCKET)**



**AT-147-3 43010100015 UPPER
PH1700235-00 VIEW SYSTEM (MONITOR)**

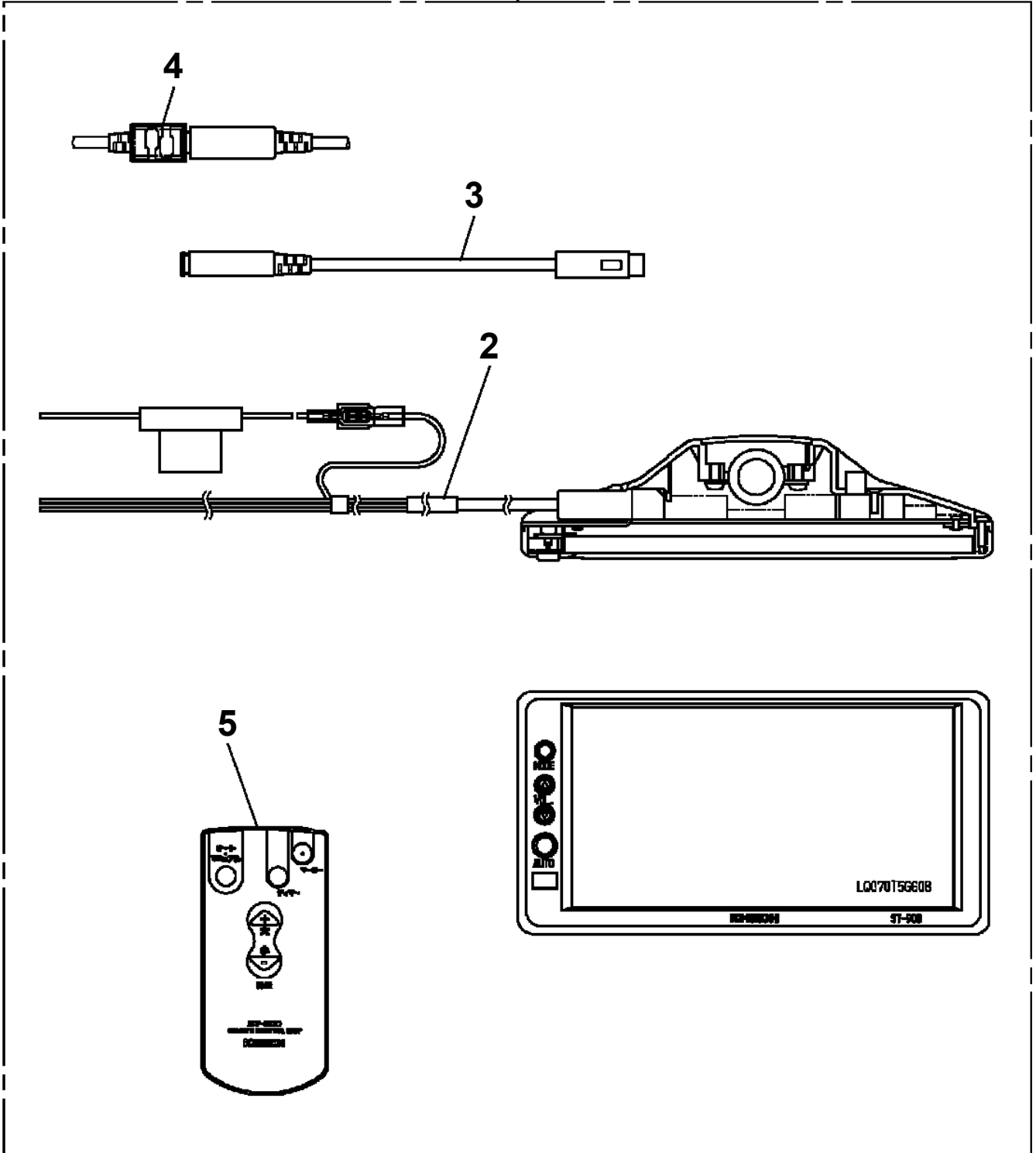


**AT-147-3 43010100015 UPPER
PH1700241-00 VIEW SYSTEM (MAIN UNIT)**

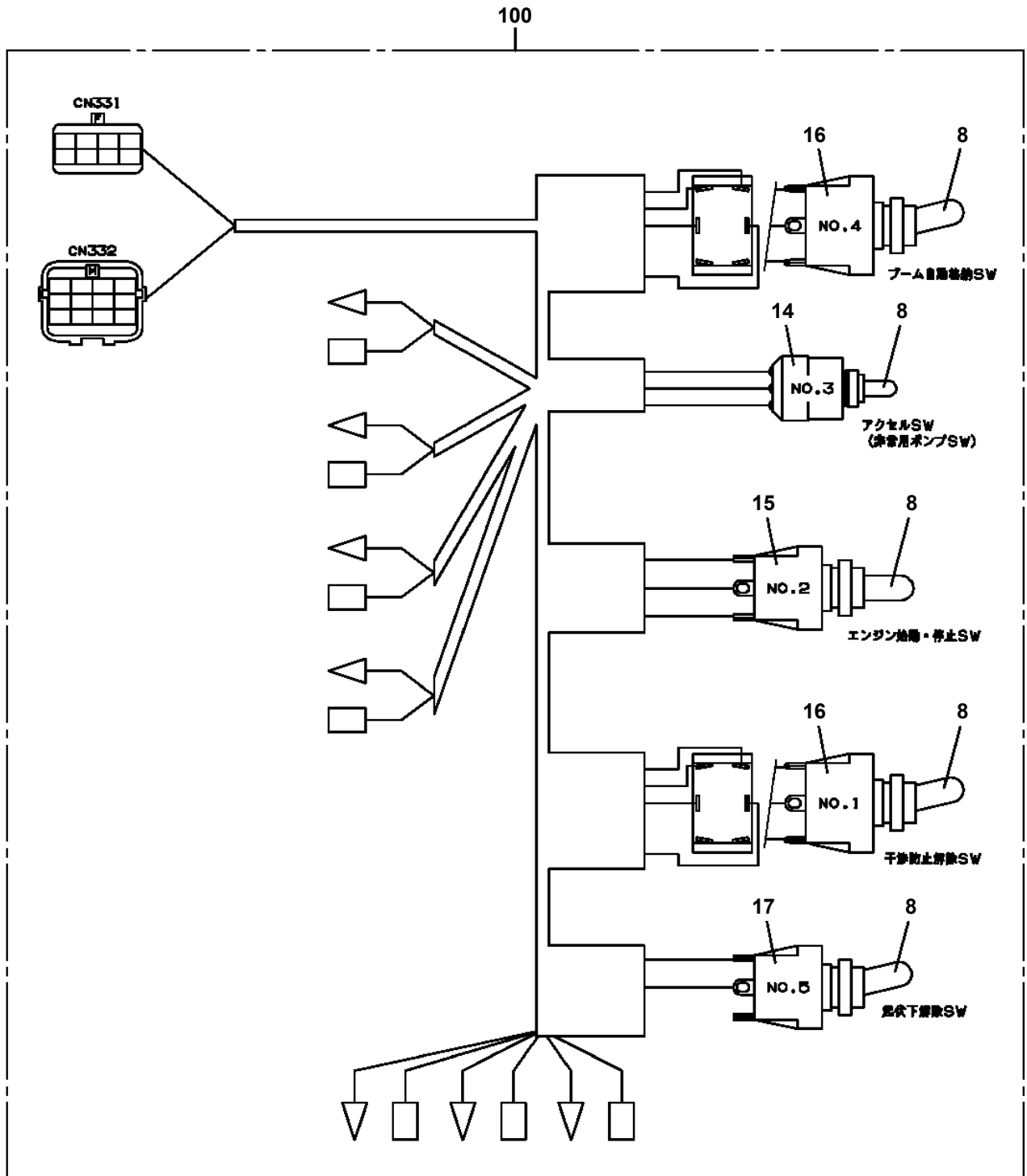


AT-147-3 43010100015 UPPER
PH1710015-00 DISPLAY

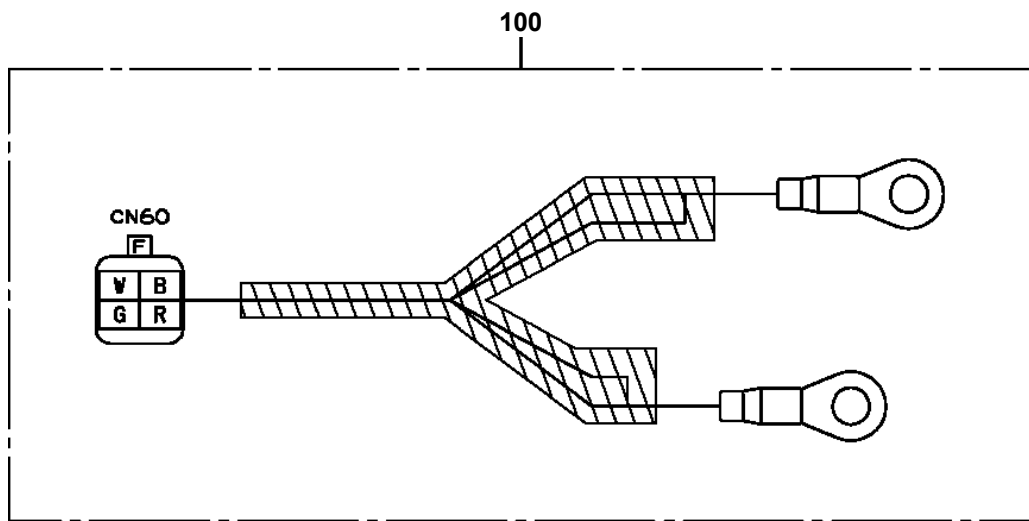
100



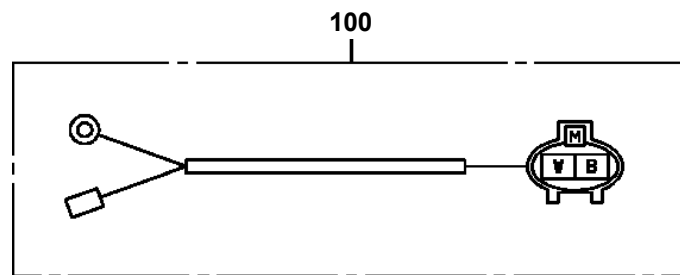
AT-147-3 43010100015 UPPER
PH5030165-00 HARNESS



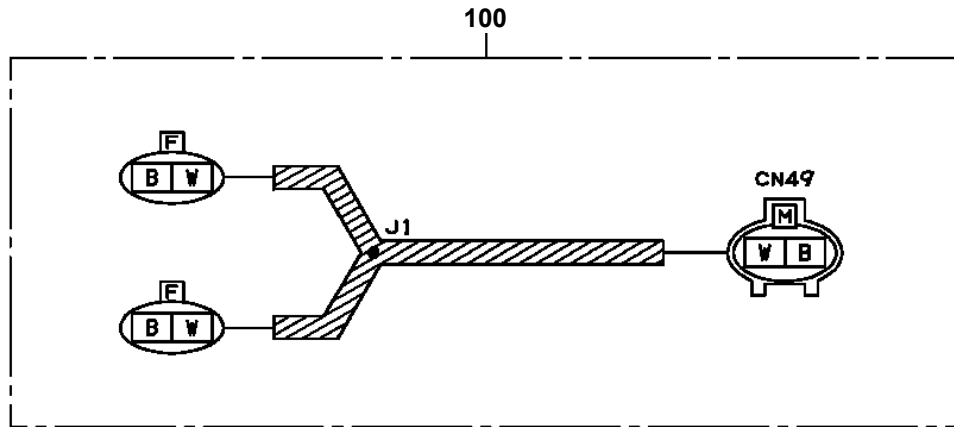
AT-147-3 43010100015 UPPER
PH5031064-00 HARNESS



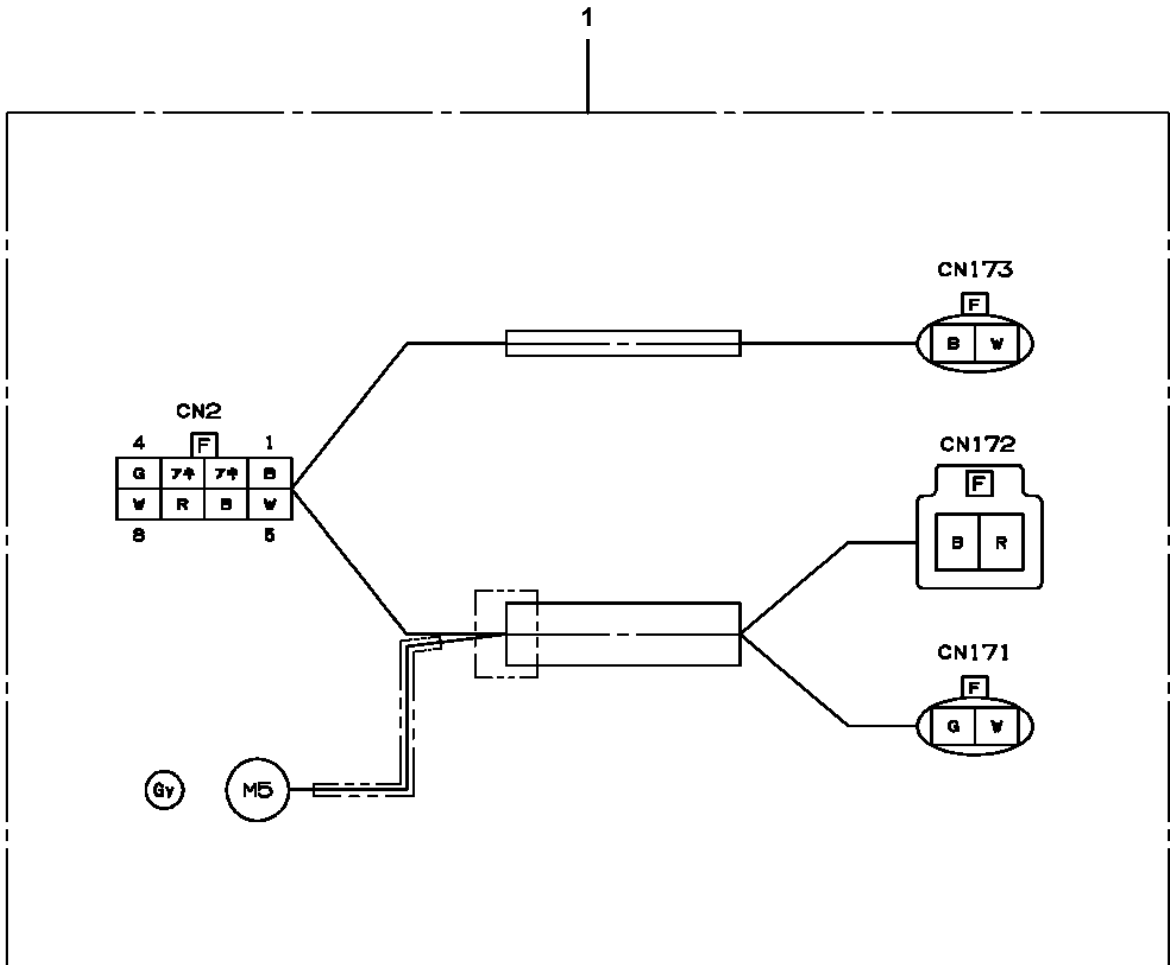
**AT-147-3 43010100015 UPPER
PH5031073-00 HARNESS**



AT-147-3 43010100015 UPPER
PH5031080-00 HARNESS

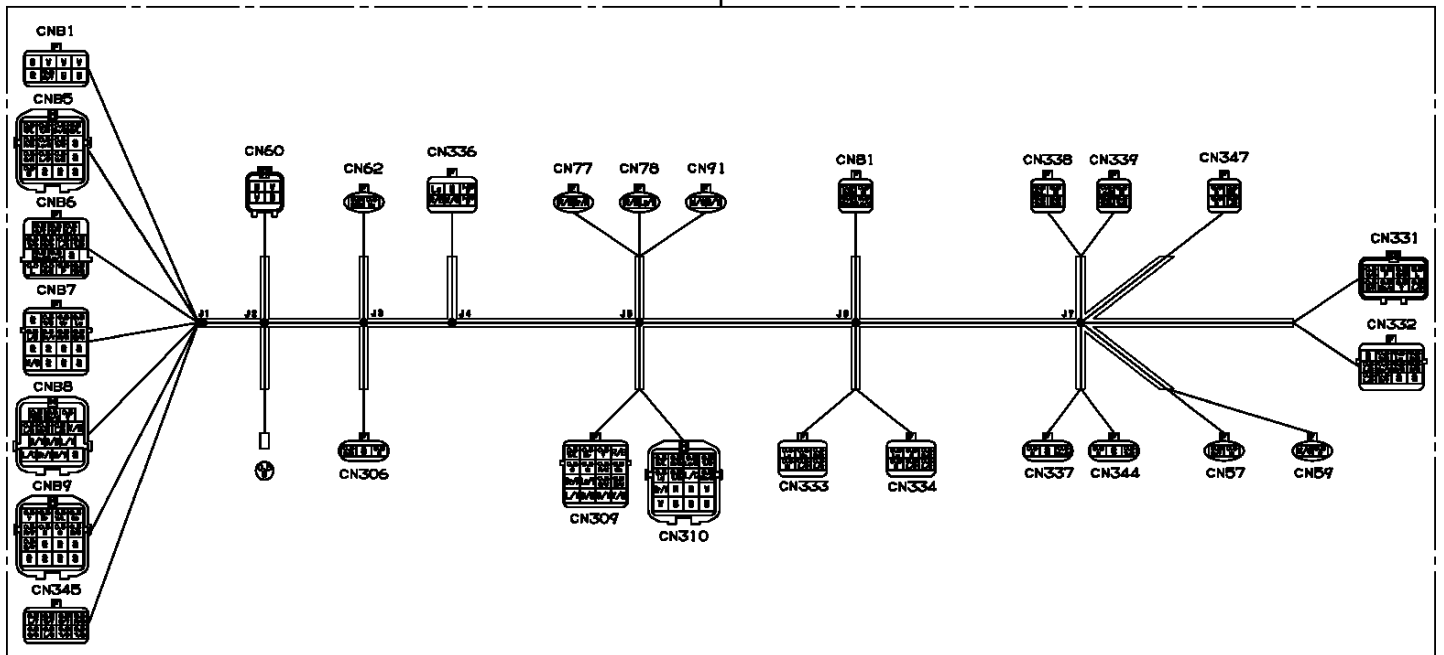


AT-147-3 43010100015 UPPER
PH5031205-00 HARNESS

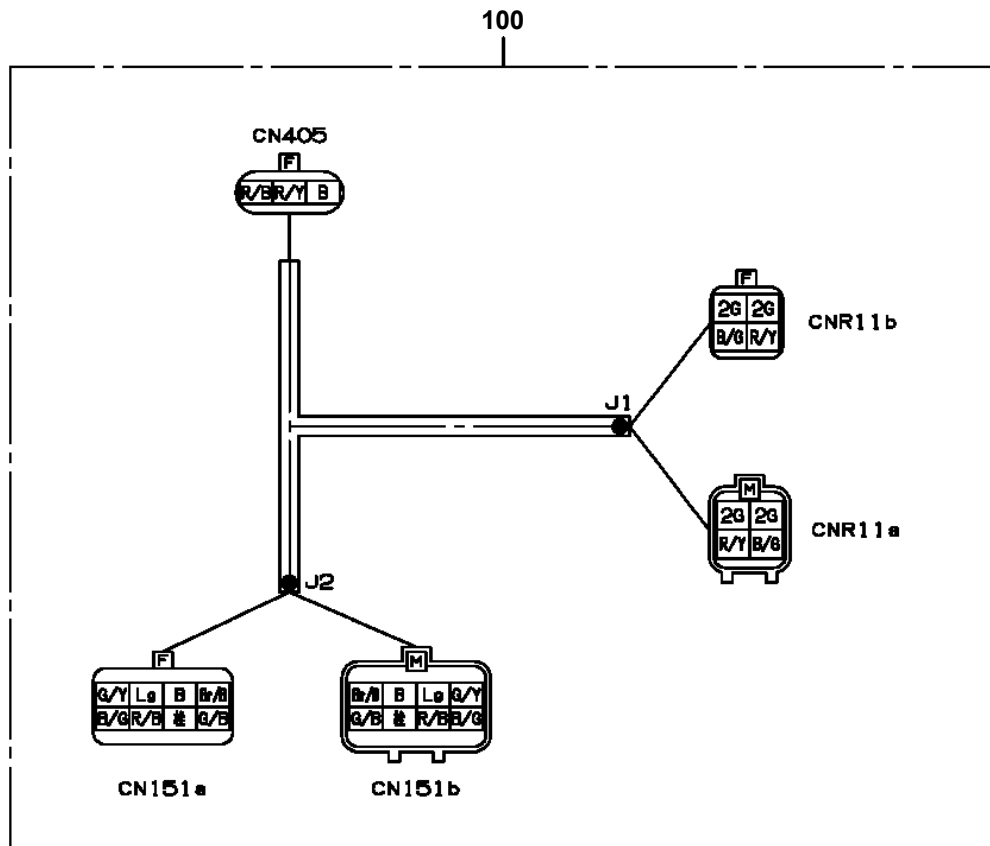


AT-147-3 43010100015 UPPER PH5032333-00 HARNESS

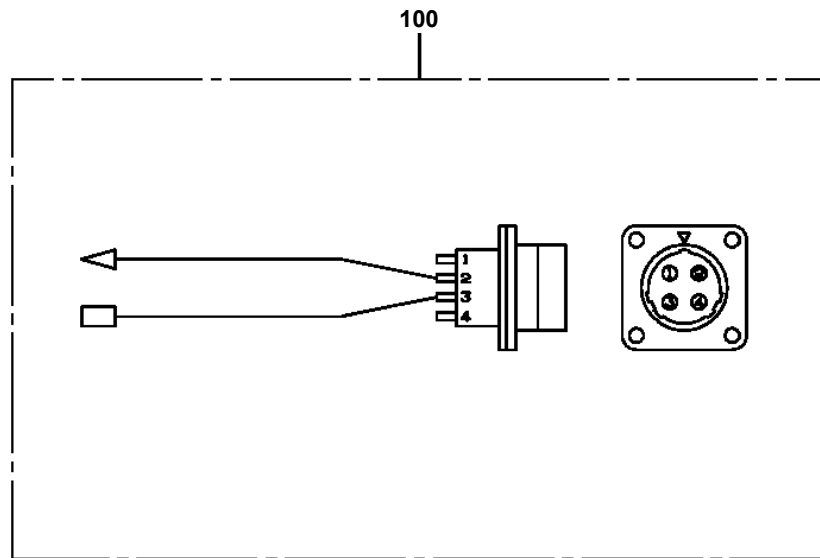
100



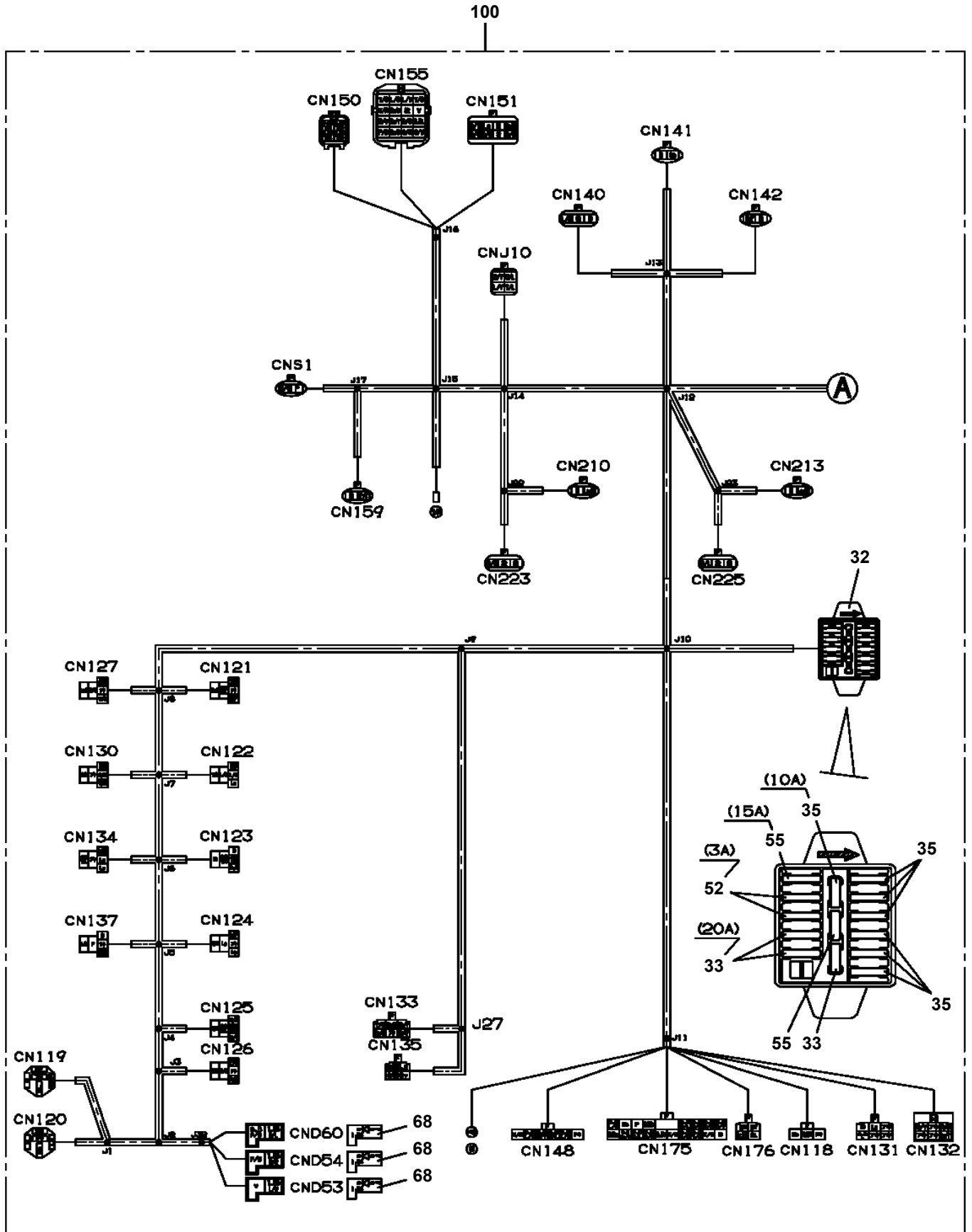
AT-147-3 43010100015 UPPER
PH5032344-00 HARNESS



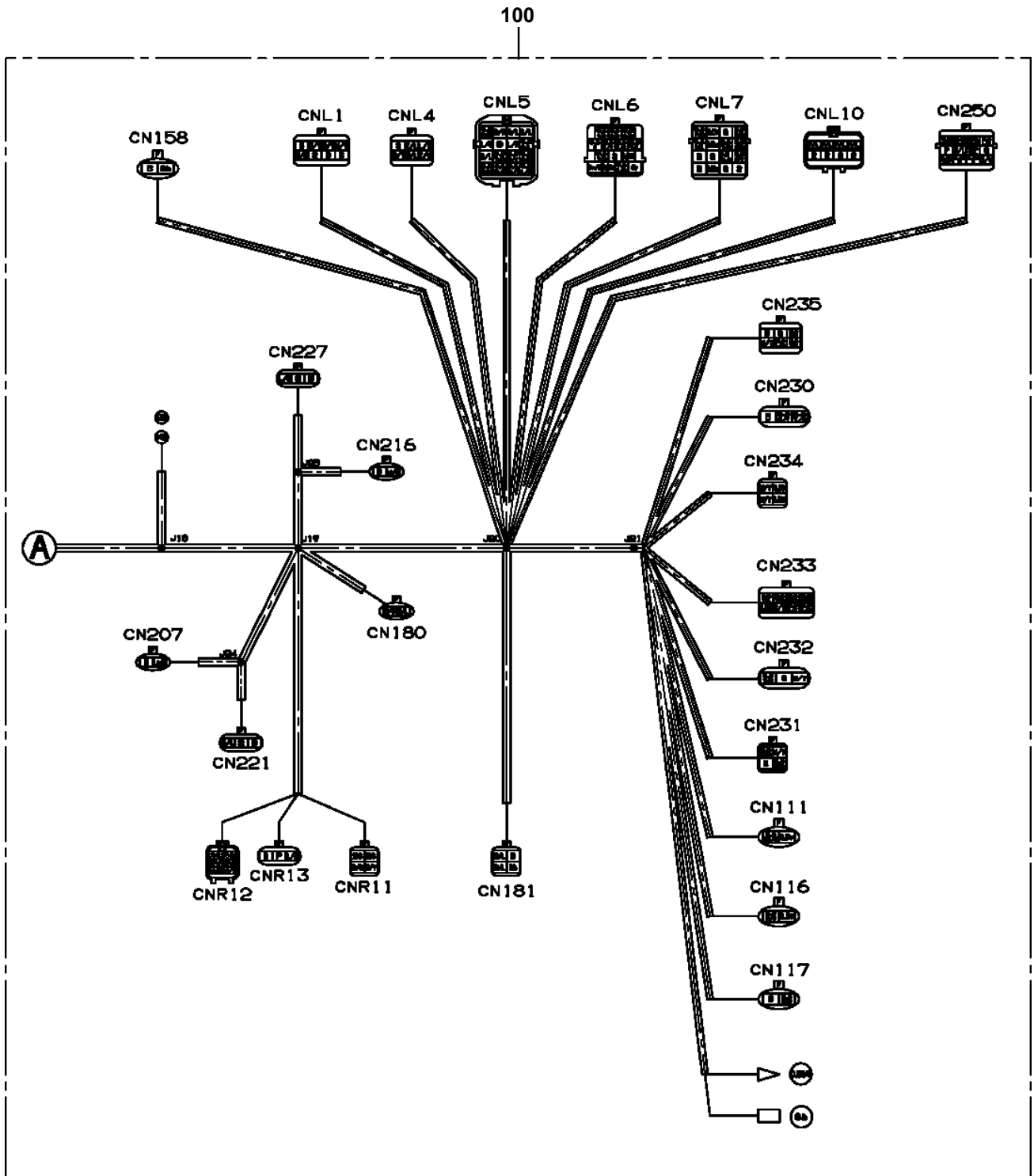
**AT-147-3 43010100015 UPPER
PH5032349-00 HARNESS**



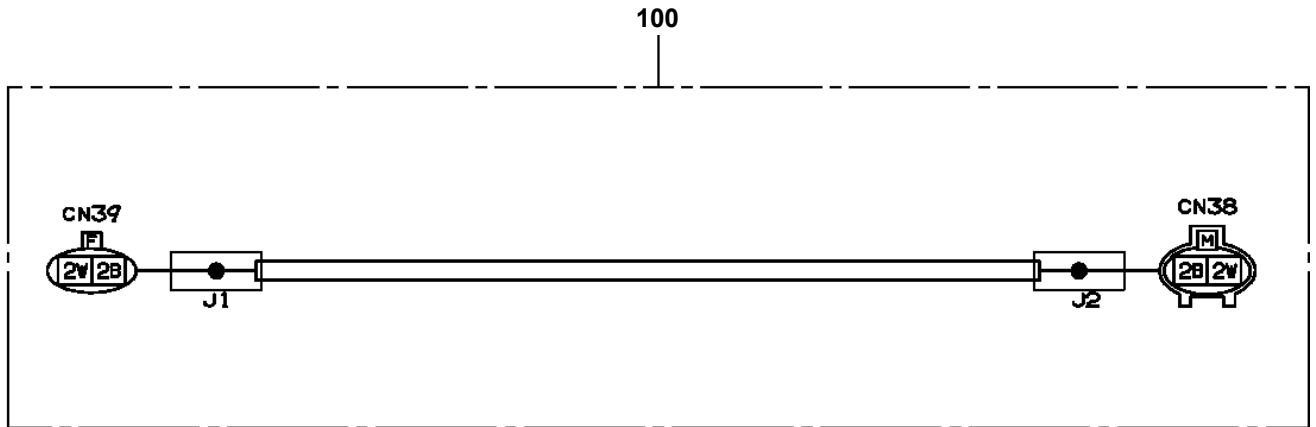
**AT-147-3 43010100015 UPPER
PH5032426-00 HARNESS (MAIN)**



**AT-147-3 43010100015 UPPER
PH5033349-00 HARNESS (MAIN)**

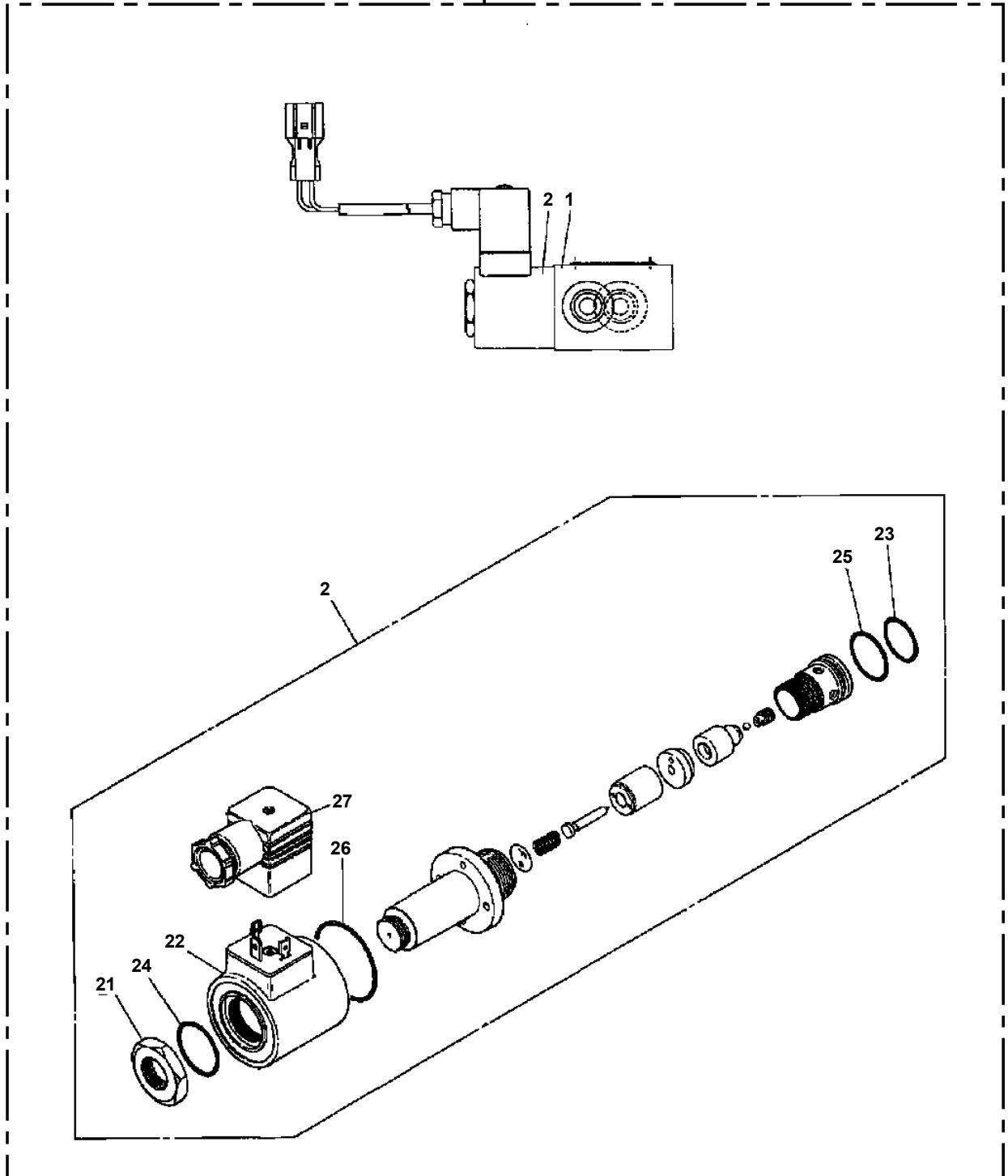


AT-147-3 43010100015 UPPER
PH5034371-00 HARNESS



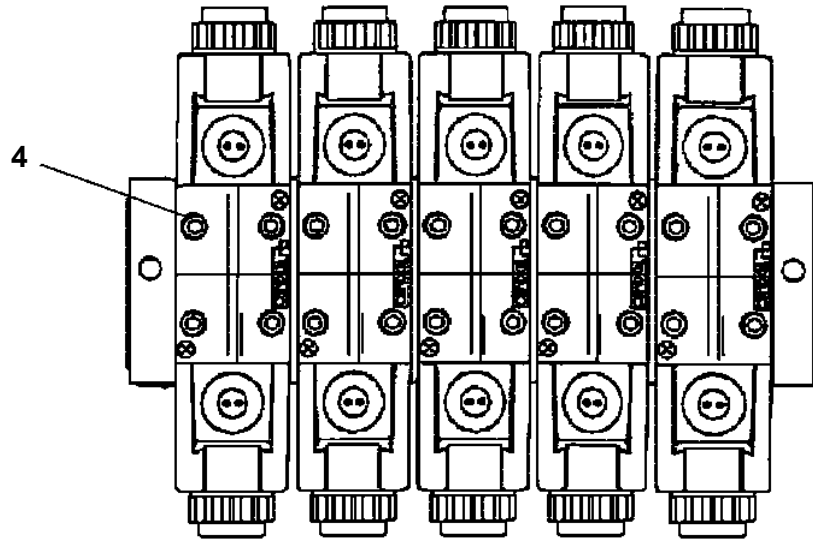
AT-147-3 43010100015 UPPER
PI1120148-01 VALVE,SOLENOID

100

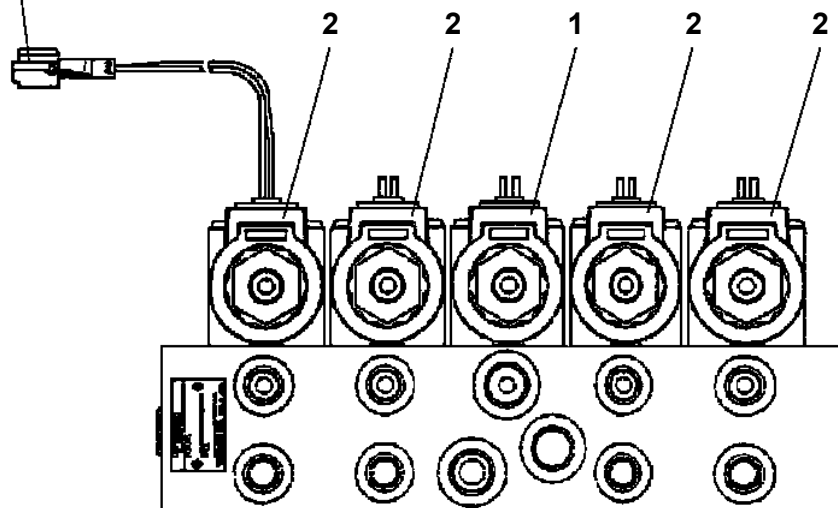


AT-147-3 43010100015 UPPER
PI1120273-01 VALVE,SOLENOID

100



21 , 22 , 23 , 24



AT-147-3 43010100015 UPPER

Pos No.	Parts No	Parts Name	Qty	Unit	Technical Data	Serial No (Start)	Serial No (End)	Remarks	Page
1	36642765010	NUT	2						
2	36645417510	CORE ASSY	2						
3	36741775010	SOLENOID ASSY	2						
4	36741775020	SPRING	2						
5	36647105010	PIN,SPRING	2						
8	91000501200	O-RING	4						
9	36642765060	WASHER (CENTER)	2						
10	36741775030	PACKING	2						
11	91001102100	O-RING	2		1A P21				
12	36643435040	PIN,SPRING	4						
100	36741770000	VALVE,SOLENOID	1						

AT-147-3 43010100015 UPPER

Pos No.	Parts No	Parts Name	Qty	Unit	Technical Data	Serial No (Start)	Serial No (End)	Remarks	Pa
1	36625175030	VALVE,PILOT CHECK	1						
100	36625930000	VALVE,CHECK	1						

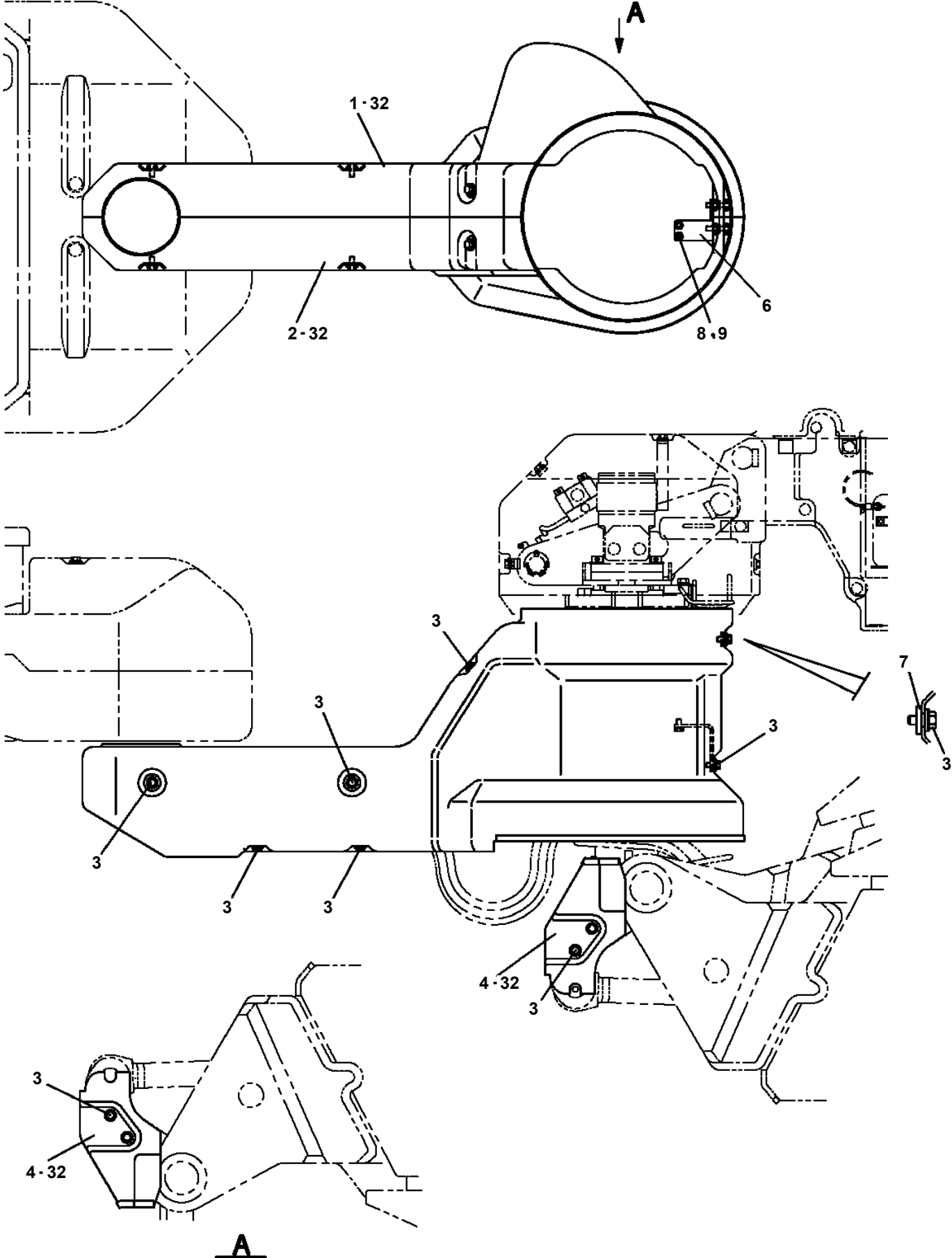
AT-147-3 43010100015 UPPER

Pos No.	Parts No	Parts Name	Qty	Unit	Technical Data	Serial No (Start)	Serial No (End)	Remarks	Page
1	36672815040	HEAD ASSY	1						
3	36672815030	FILTER,CARTRIDGE	1				590503		
	36672810030	FILTER,CARTRIDGE	1			590504			
10	36672810001	FILTER,OIL	1						

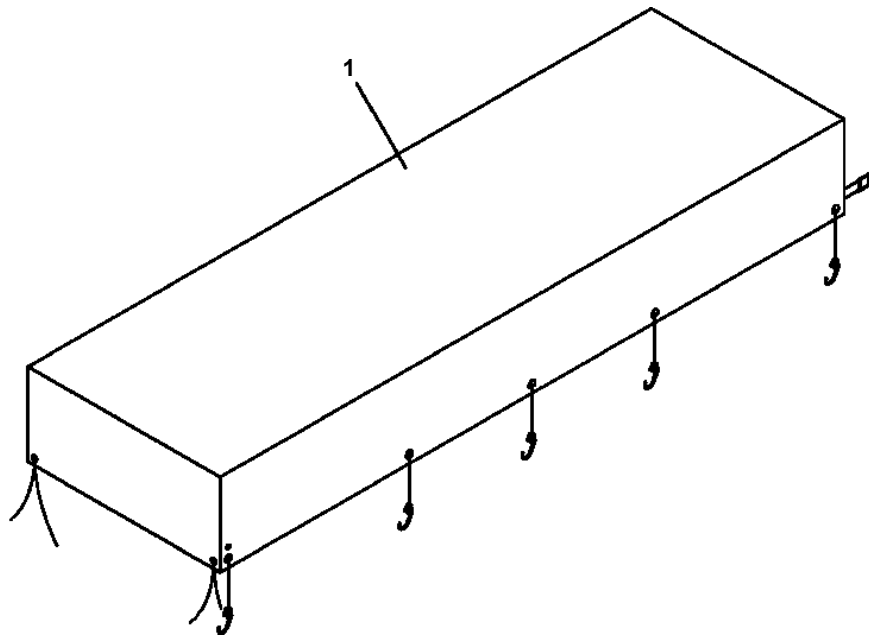
AT-147-3 43010100015 UPPER

Pos No.	Parts No	Parts Name	Qty	Unit	Technical Data	Serial No (Start)	Serial No (End)	Remarks
2	42220105030	PACKING	4					
3	91002801400	O-RING	2		1B P14			
5	36053781000	CYLINDER	1					
7	91002803500	O-RING	2		1B P35			
12	90302041201	WASHER,SPRING	2		12			
51	90211201200	NUT	2		M12			
54	36054010100	PISTON	2					
56	36054011000	ROD	1					
58	91694002500	PACKING	2					
59	91660002501	SEAL,DUST	2					
60	36054010200	COVER,ROD	2					
61	36054012000	ROD	1					
63	91410202501	RING,BACKUP	2					
64	91332402500	BEARING,PLAIN	2					
65	91431303501	RING,BACKUP	4					
66	91301403500	BEARING,PLAIN	2					
71	36623930000	VALVE,PILOT CHECK	1					
72	91002801000	O-RING	2		1B P10			
74	80481102020	JOINT	1					
75	91002801100	O-RING	1		1B P11			
76	80430620400	JOINT	1					
77	90180210035	BOLT,BUTTON	2		M10X35			
81	91002801100	O-RING	1		1B P11			
91	36054019900	PACKING SET	2		25X35			
100	42267123001	CYLINDER,LIFT (BUCKET)	1					
103	36054010000	CYLINDER ASSY	1					

**AT-147-3 43010100015 UPPER
PK1330362-00 COVER (ARM/FRP,WHITE)**

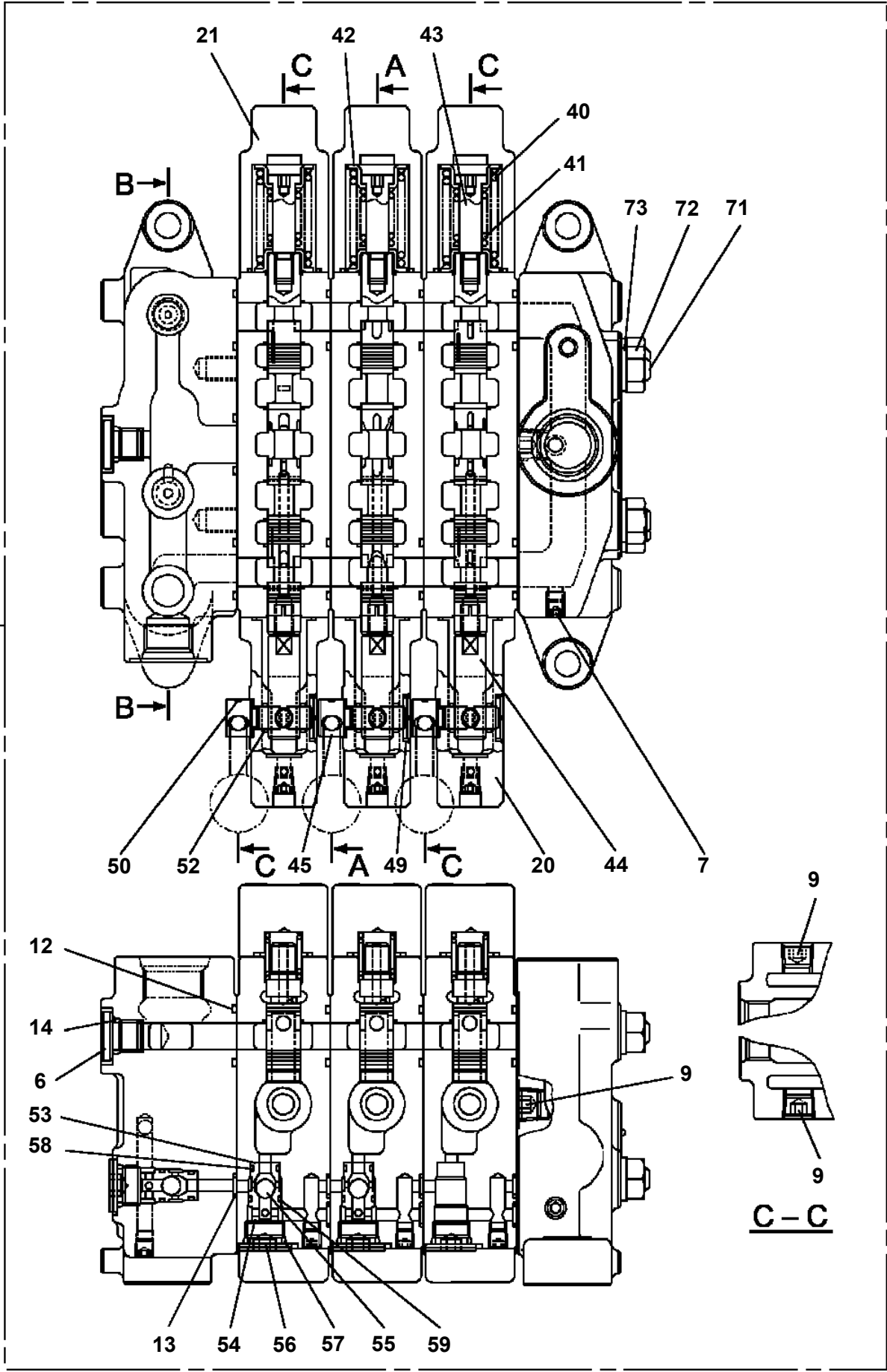


AT-147-3 43010100015 UPPER
PK1330432-00 COVER (RACK,L)



**AT-147-3 43010100015 UPPER
PL1250085-00 VALVE,CONTROL**

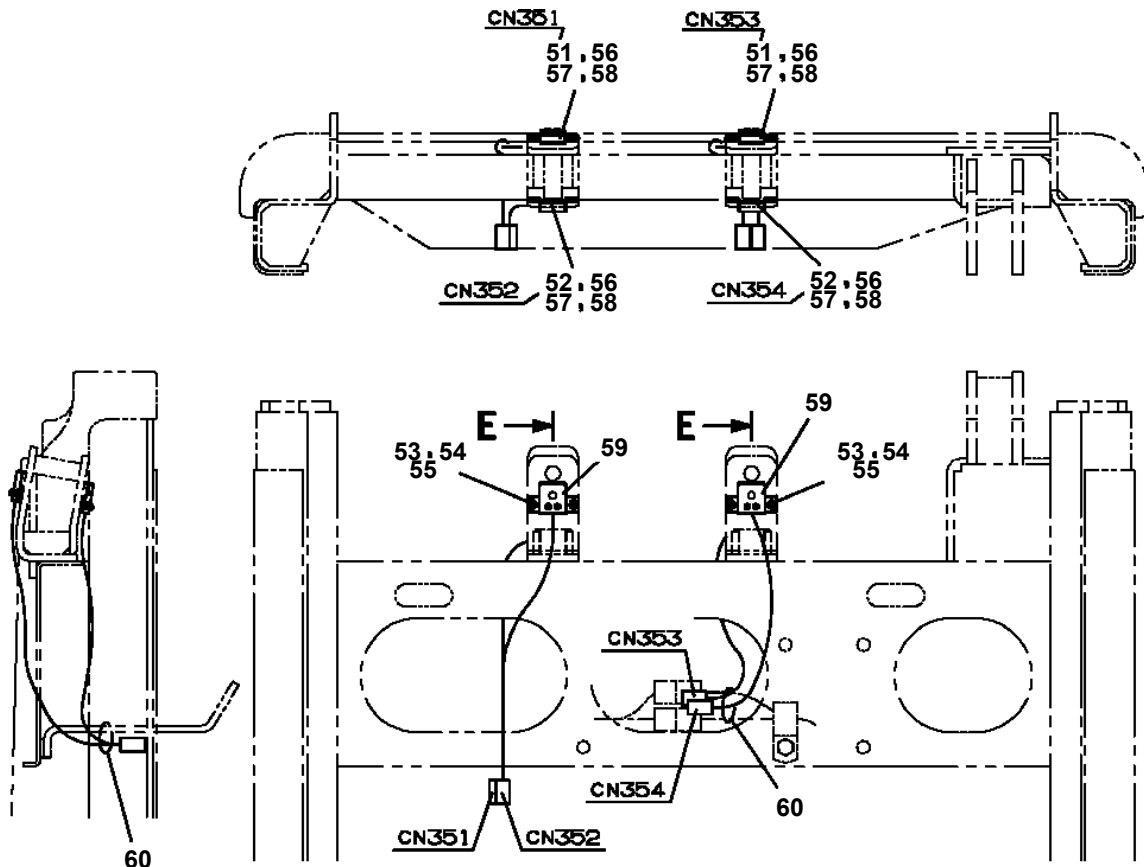
200



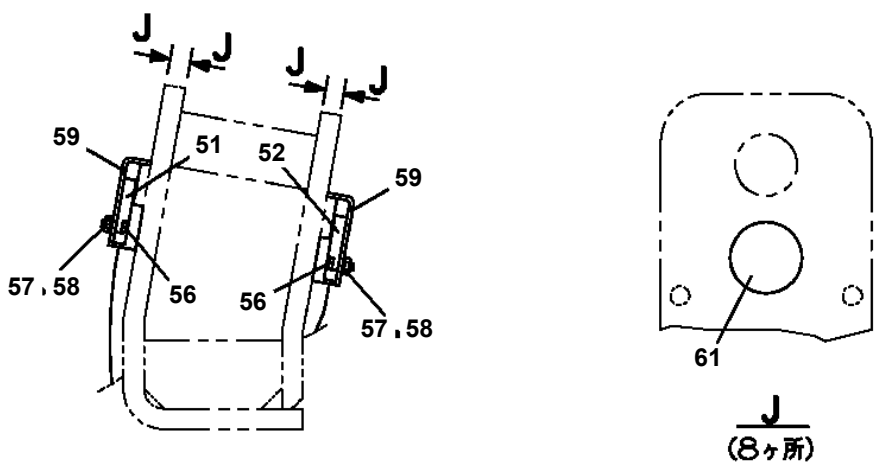
AT-147-3 43010100015 UPPER

Pos No.	Parts No	Parts Name	Qty	Unit	Technical Data	Serial No (Start)	Serial No (End)	Remarks
1	90171112070	BOLT	8		M12X70			
2	37000586760	WASHER,PLAIN	8		12			
3	42267250010	PLATE	2					
4	91850210545	FASTENER	1		L=545			
6	42261561600	PLATE,SLIDE	2					
7	37000508520	PLATE	N		T=0.8			
8	42267601001	FRAME	1					
9	80582012001	CAM FOLLOWER	4					
10	37002019140	PLATE,SLIDE	4					
11	37000587120	PLATE	4					
12	90302042001	WASHER,SPRING	4		20			
13	90171110025	BOLT	4		M10X25			
14	90201781000	NUT	4		M10			
15	37000118070	PIN	2					
16	90101208012	BOLT	4		M8X12			
17	90302040801	WASHER,SPRING	4		8			
18	42267123001	CYLINDER,LIFT (BUCKET)	1					

**AT-147-3 43010100015 UPPER
PM5150172-02 MODIFICATION ASSY (BUCKET ELECTRIC)**

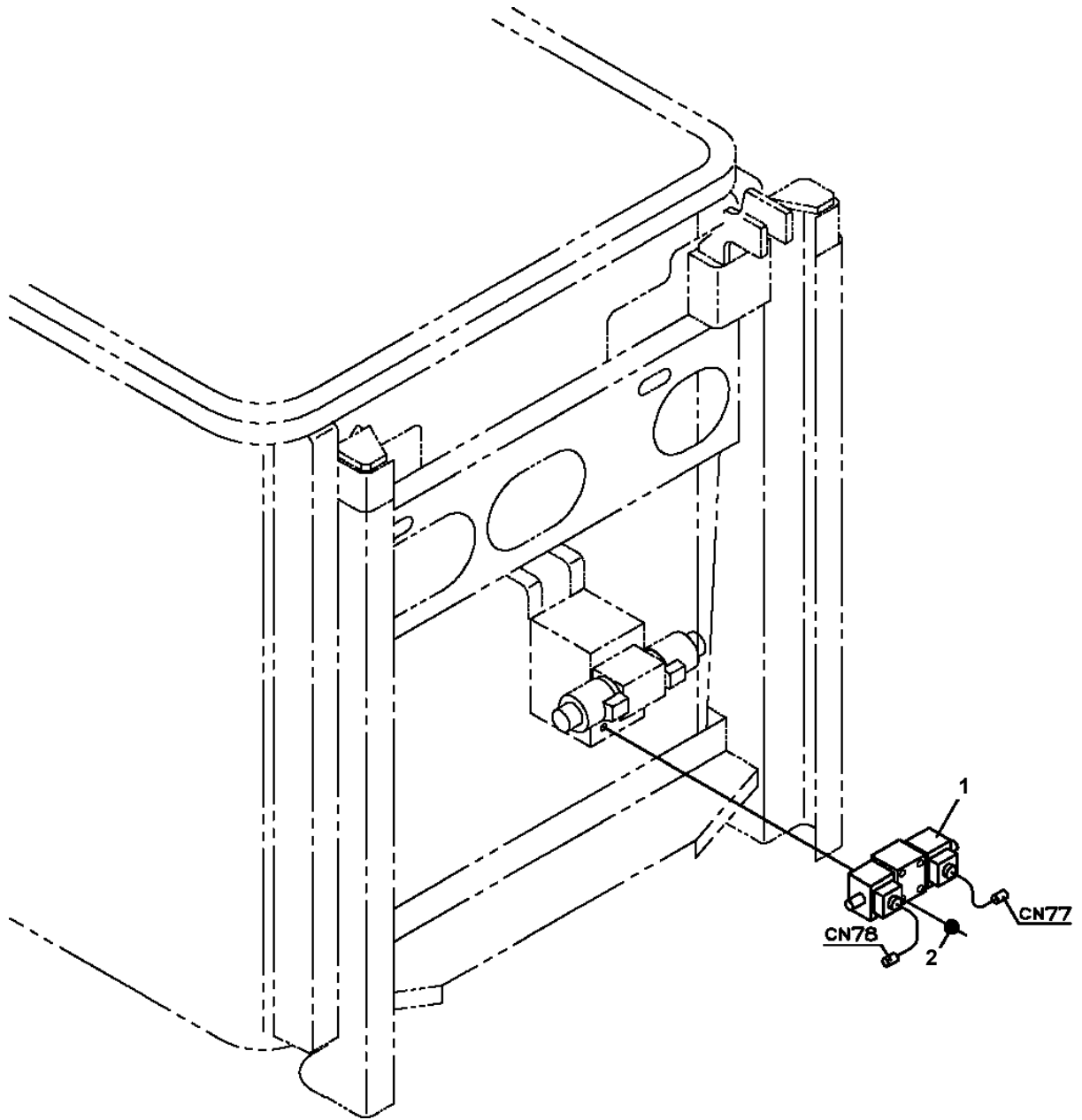


D



E

**AT-147-3 43010100015 UPPER
PM5151017-00 MODIFICATION ASSY**



CLICK HERE TO **DOWNLOAD** THE COMPLETE MANUAL

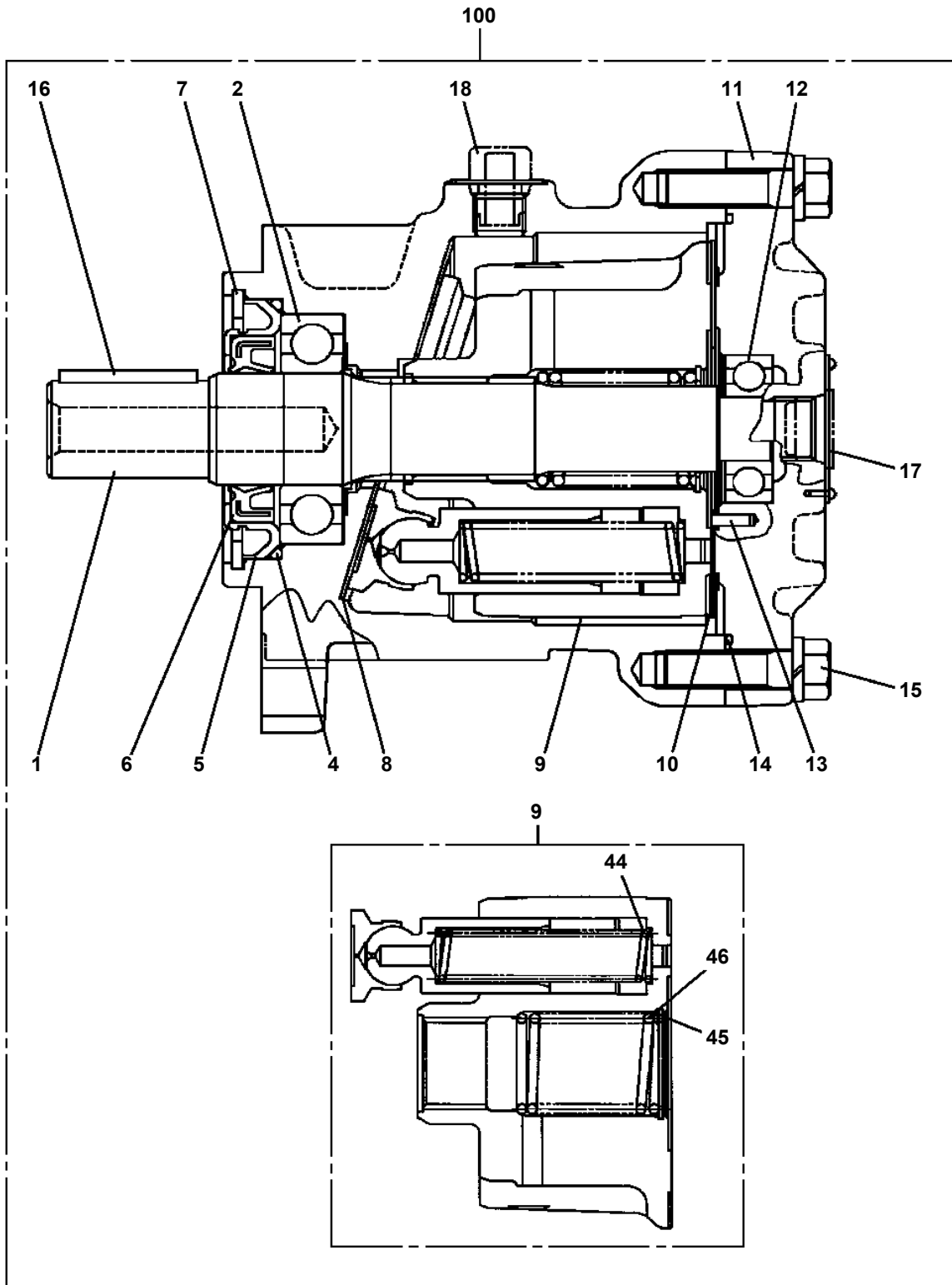
- Thank you very much for reading the preview of the manual.
- You can download the complete manual from: www.heydownloads.com by clicking the link below



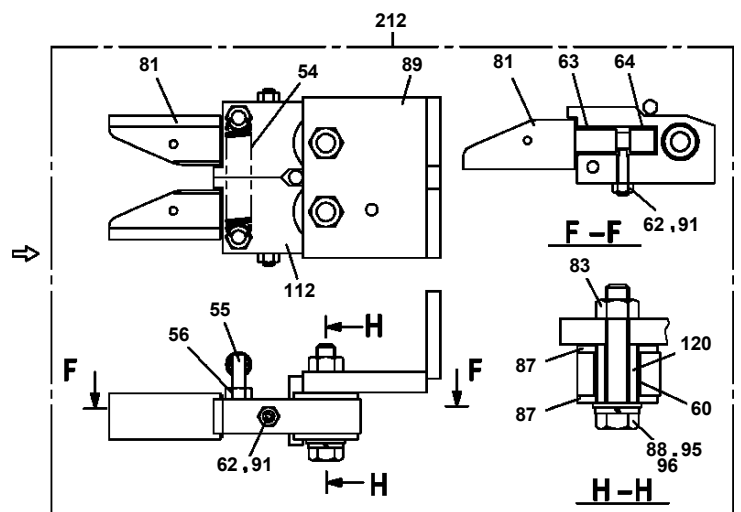
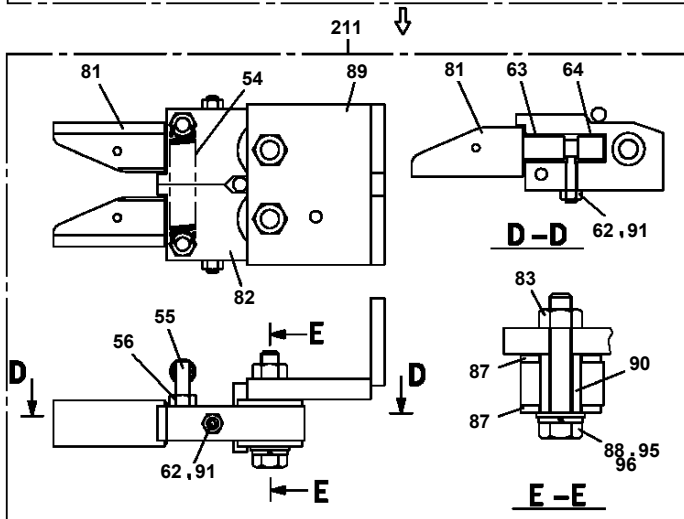
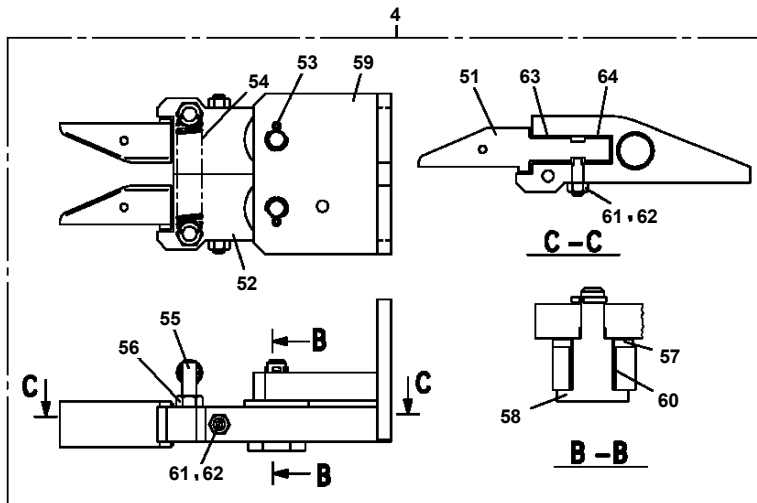
- Please note: If there is no response to CLICKING the link, please download this PDF first and then click on it.

CLICK HERE TO **DOWNLOAD** THE COMPLETE MANUAL

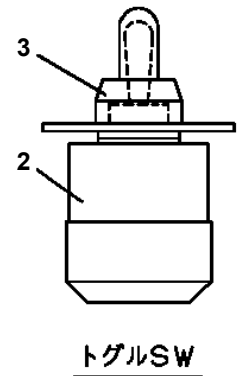
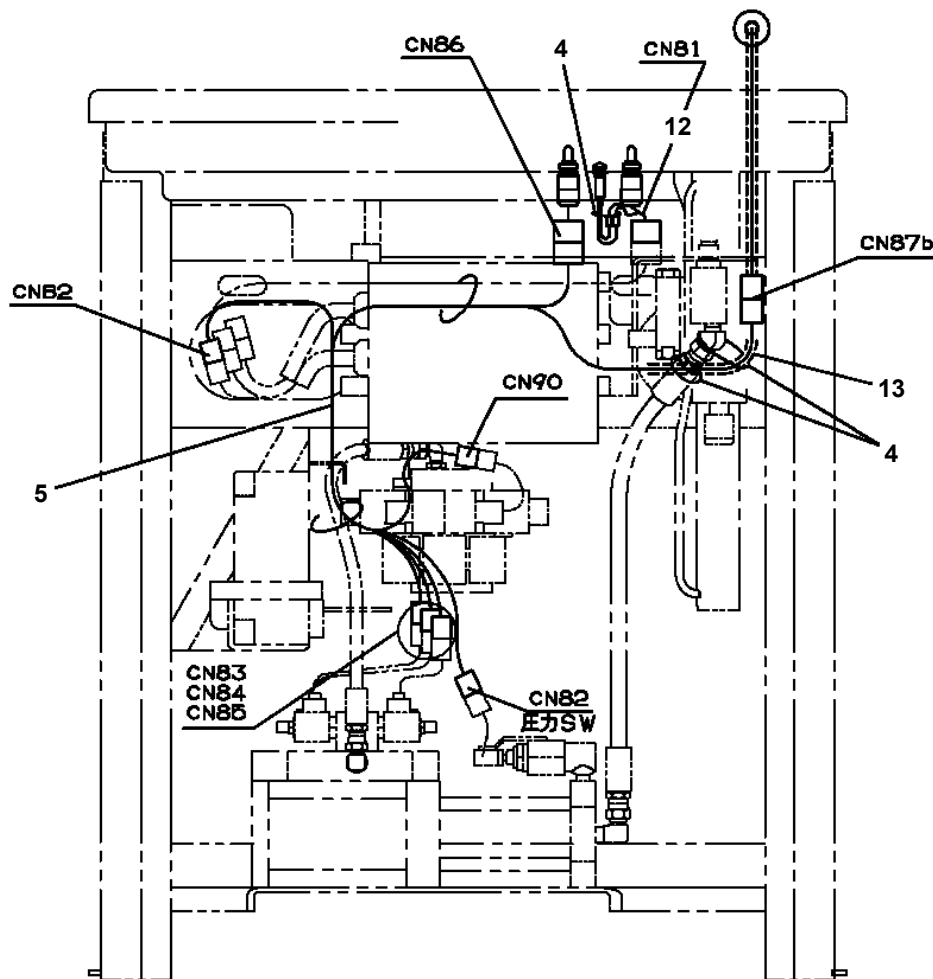
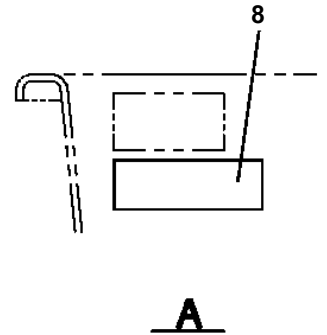
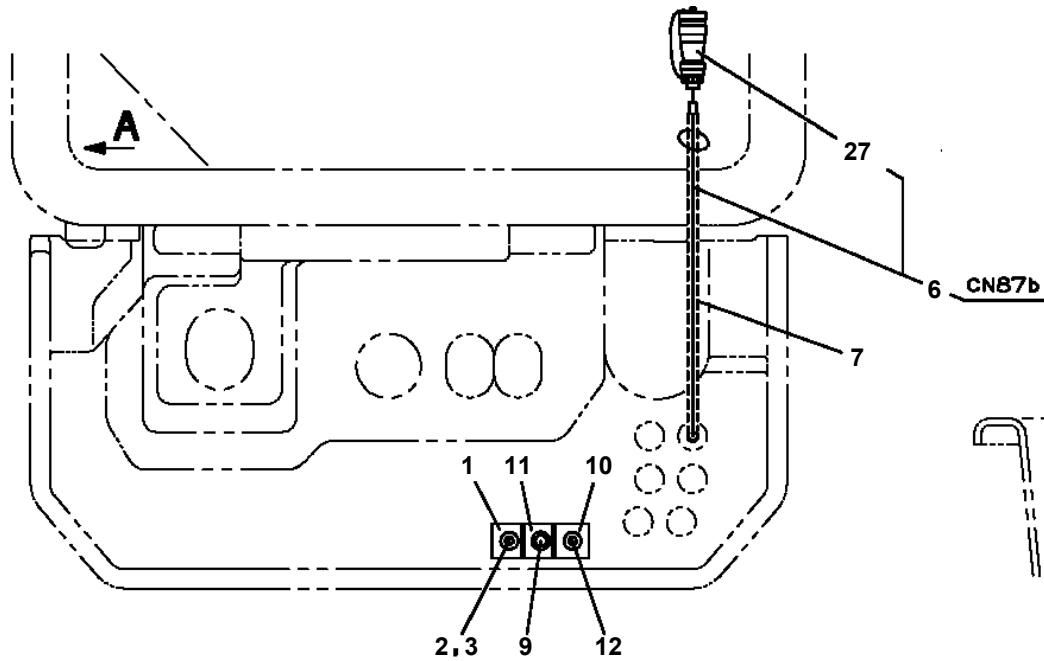
AT-147-3 43010100015 UPPER
PM5230001-01 MOTOR,OIL



**AT-147-3 43010100015 UPPER
PN1014491-03 ELEC.ASSY (CHARGER)**



AT-147-3 43010100015 UPPER
PN1014747-01 ELEC.ASSY



△警告/プースタ操作

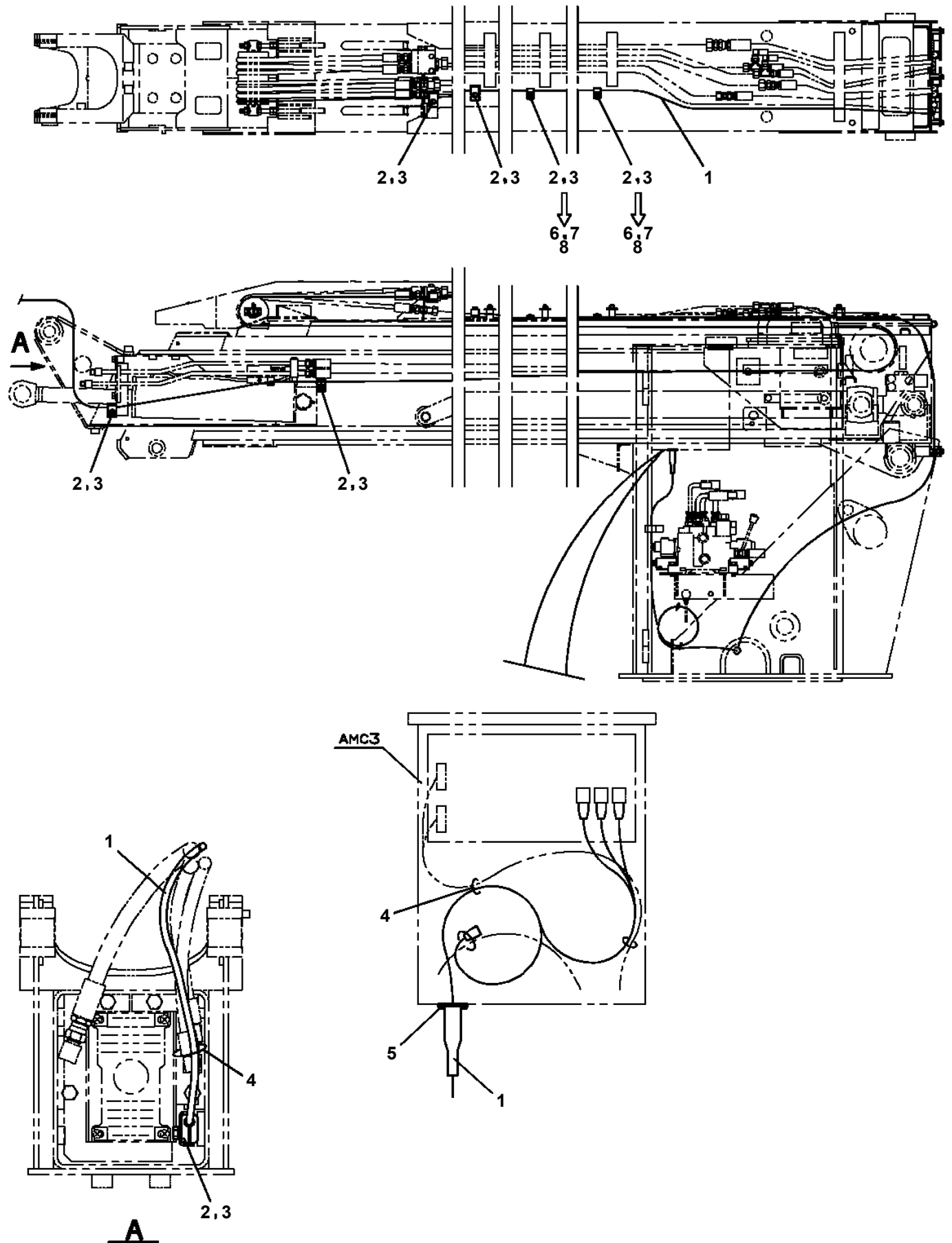
- 圧縮機およびカットの作動部分には手を入れないでください。
- 圧縮機のダイヤルまたはカットの交換は、必ずアタッチメントレバー（スイッチ）を中立位置にして行ってください。



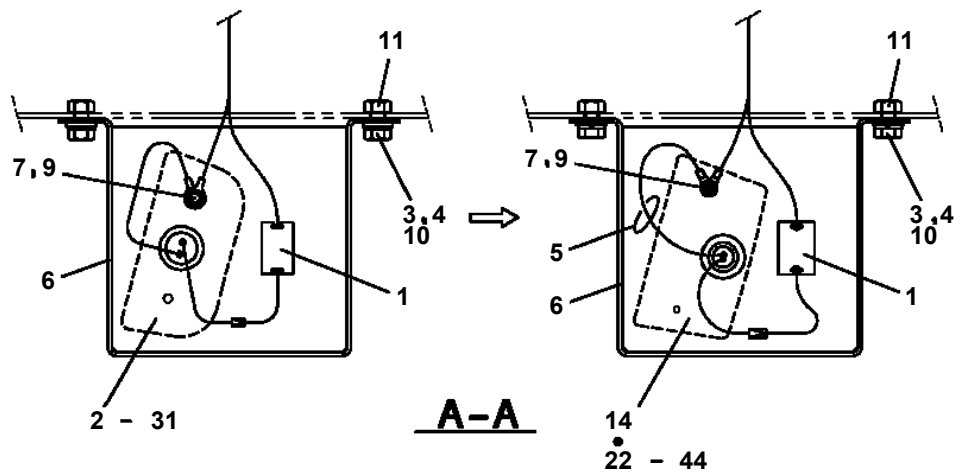
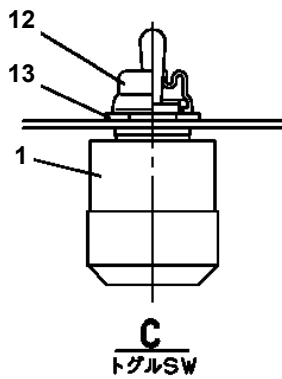
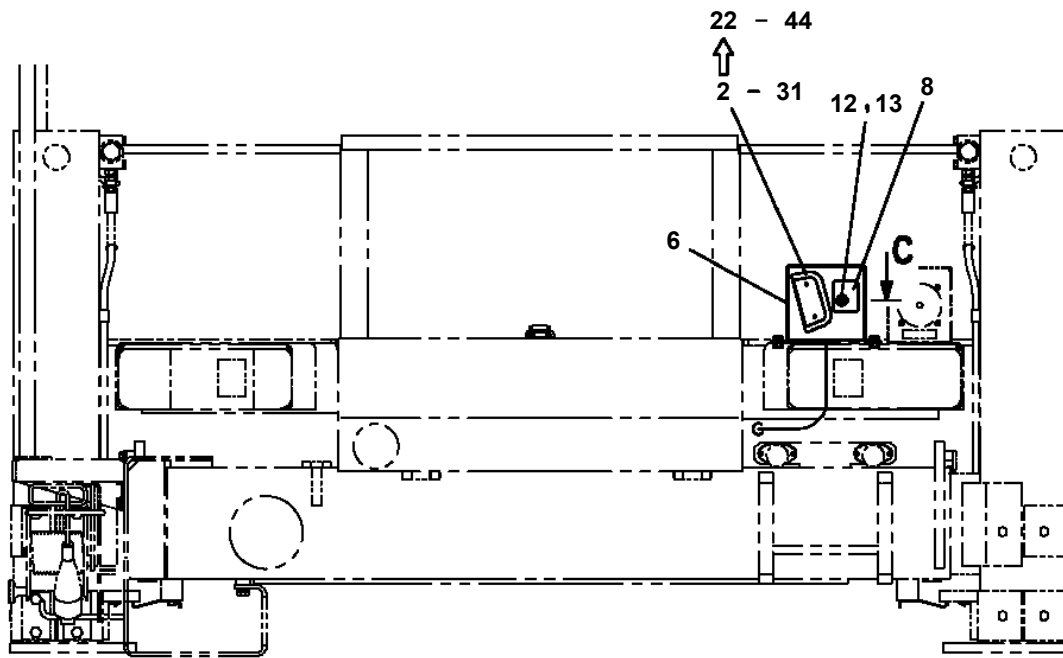
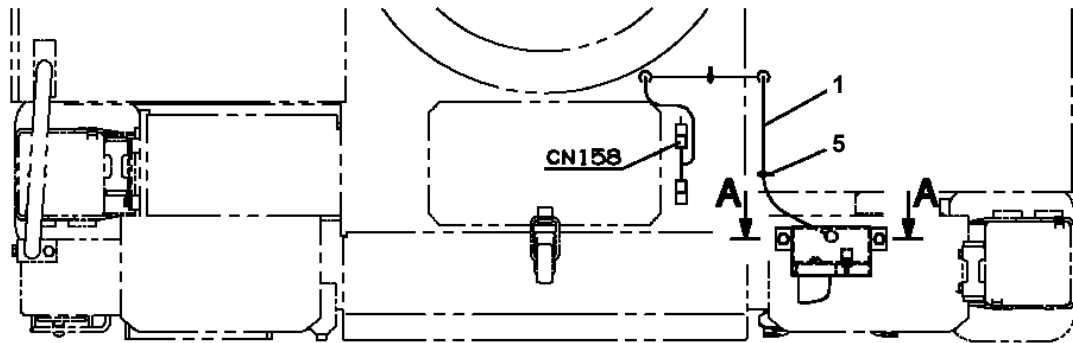
AT-147-3 43010100015 UPPER

Pos No.	Parts No	Parts Name	Qty	Unit	Technical Data	Serial No (Start)	Serial No (End)	R
1	42502782010	PLATE,NAME	1					
2	42736070100	SWITCH ASSY (WITH HARNESS)	1					
3	82100000665	CAP (BLACK)	1					
4	91810132530	FASTENER	N					
5	42502852100	HARNESS	1					
6	42505421100	CONNECTOR ASSY	1					
7	90183106020	BOLT	4		M6X20			
8	42392583090	PLATE,CAUTION	1					
9	42503390200	LAMP ASSY (DC12V RED)	1					
10	42502852010	PLATE,NAME	1					
11	42502852020	PLATE,NAME	1					
12	42502852203	HARNESS	1					
13	82100001802	TUBE,CORRUGATE	1	M	10			
14	42505421300	HARNESS	1					
15	90201200600	NUT	6		M6			
16	90302040601	WASHER,SPRING	6		6			
17	42473830020	SWITCH	1					
18	42474421100	SWITCH	1					
19	89671101500	TUBE	2		L=1500			
20	91810130230	FASTENER	6					
21	90303070601	WASHER,PLAIN	4		6			
22	42478501010	PLATE,NAME (A)	2					
23	42478501020	PLATE,NAME (B)	2					
24	42470400100	JOINT,SELF SEALING (WITH CAP)	2					
25	42473440020	JOINT	2					
41	42505421200	PLATE	1					
42	80172303008	SCREW,MACHINE	8		M3X8			
43	90302040301	WASHER,SPRING	8		3			
44	90303070301	WASHER,PLAIN	8		3			
45	82122730200	CAP	2					
46	42502161300	HARNESS	2					
61	42470407570	CAP	2					

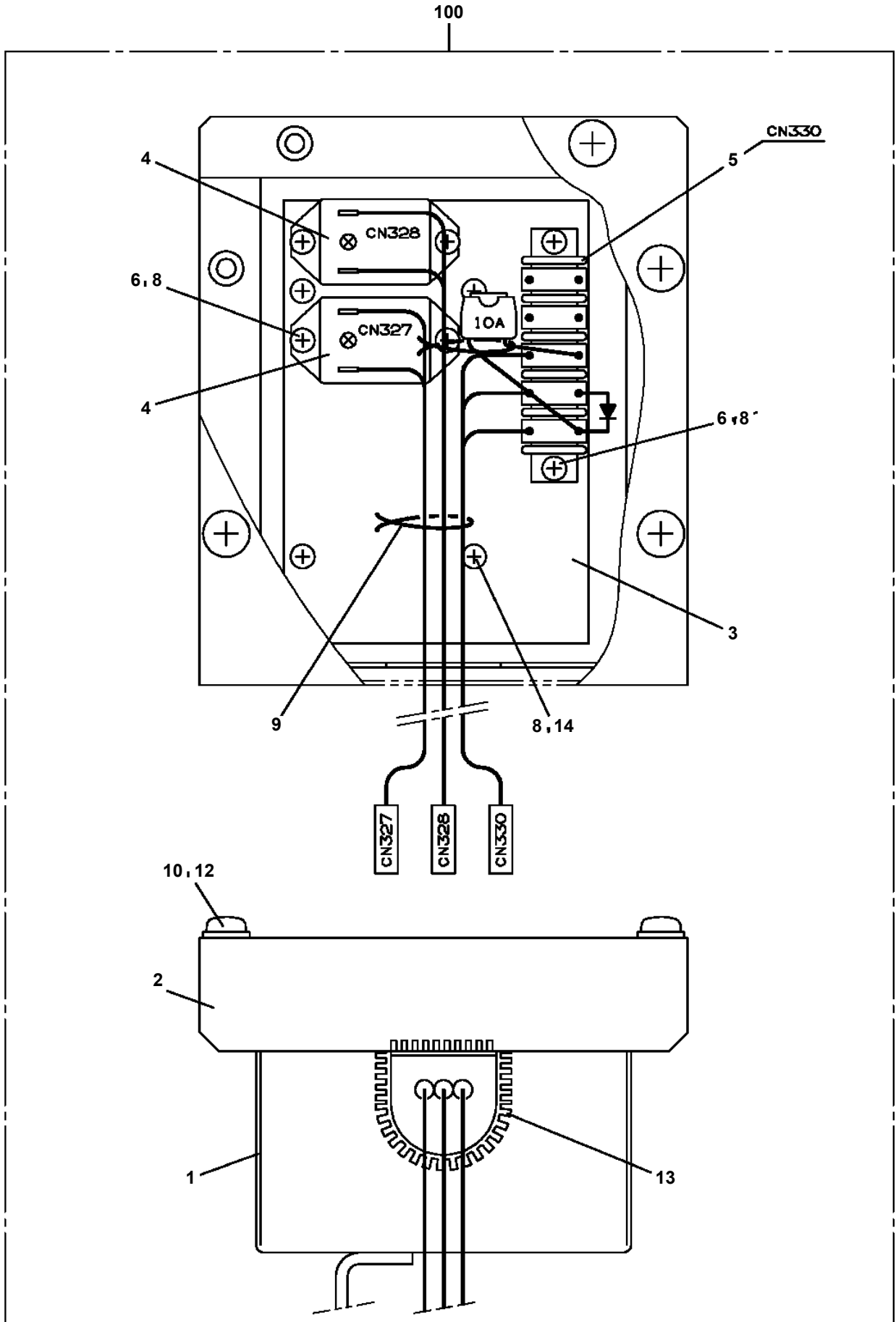
**AT-147-3 43010100015 UPPER
PN1030065-00 OPTICAL CABLE (BOOM)**



AT-147-3 43010100015 UPPER
 PN1080394-03 LAMP (O/R CONTROL PANEL)

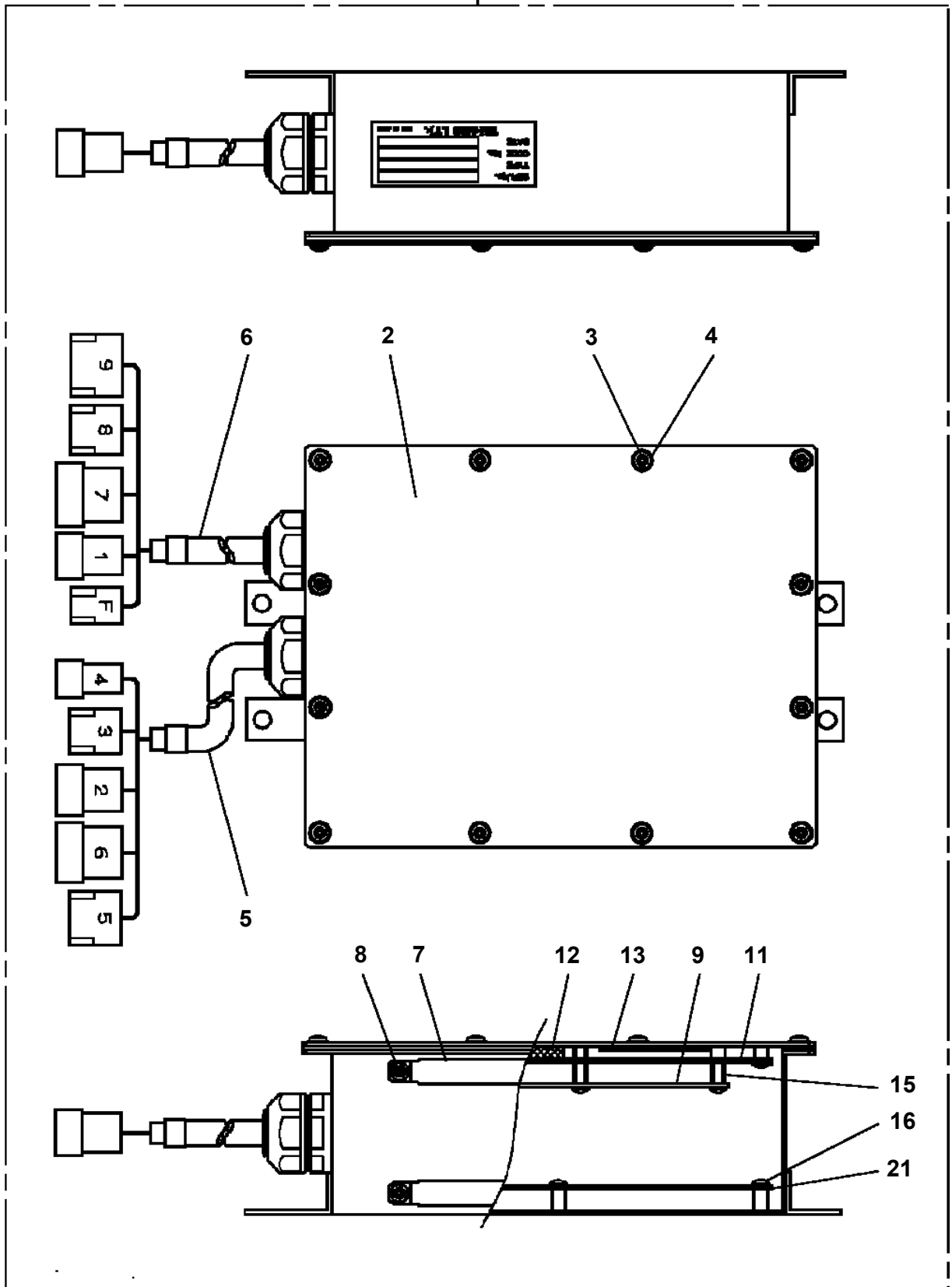


AT-147-3 43010100015 UPPER
PN1100050-01 RELAY BOX



AT-147-3 43010100015 UPPER
PN1210154-00 TRANSMITTER, SIGNAL

100



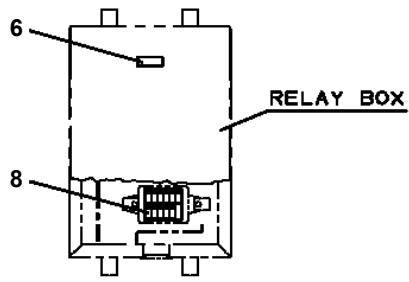
AT-147-3 43010100015 UPPER

Pos No.	Parts No	Parts Name	Qty	Unit	Technical Data	Serial No (Start)	Serial No (End)	Remarks	Pages
11	42420397550	SENSOR	1						
100	42422306300	BATTERY	1						

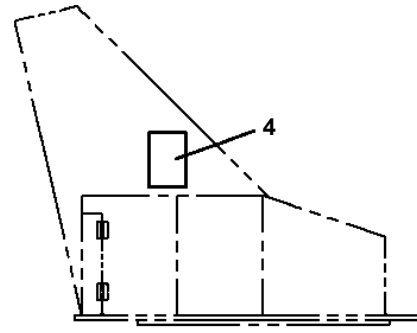
AT-147-3 43010100015 UPPER

Pos No.	Parts No	Parts Name	Qty	Unit	Technical Data	Serial No (Start)	Serial No (End)	Remarks	Pages
6	82100000665	CAP (BLACK)	1						
7	82105220112	SWITCH,TOGGLE	1						
30	42502880100	HARNESS	1						

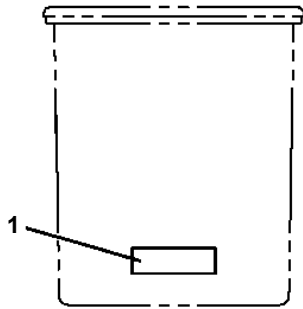
**AT-147-3 43010100015 UPPER
PN5011614-00 NAME PLATE ASSY (VEHICLE)**



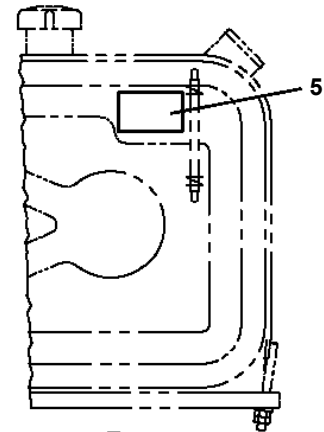
A



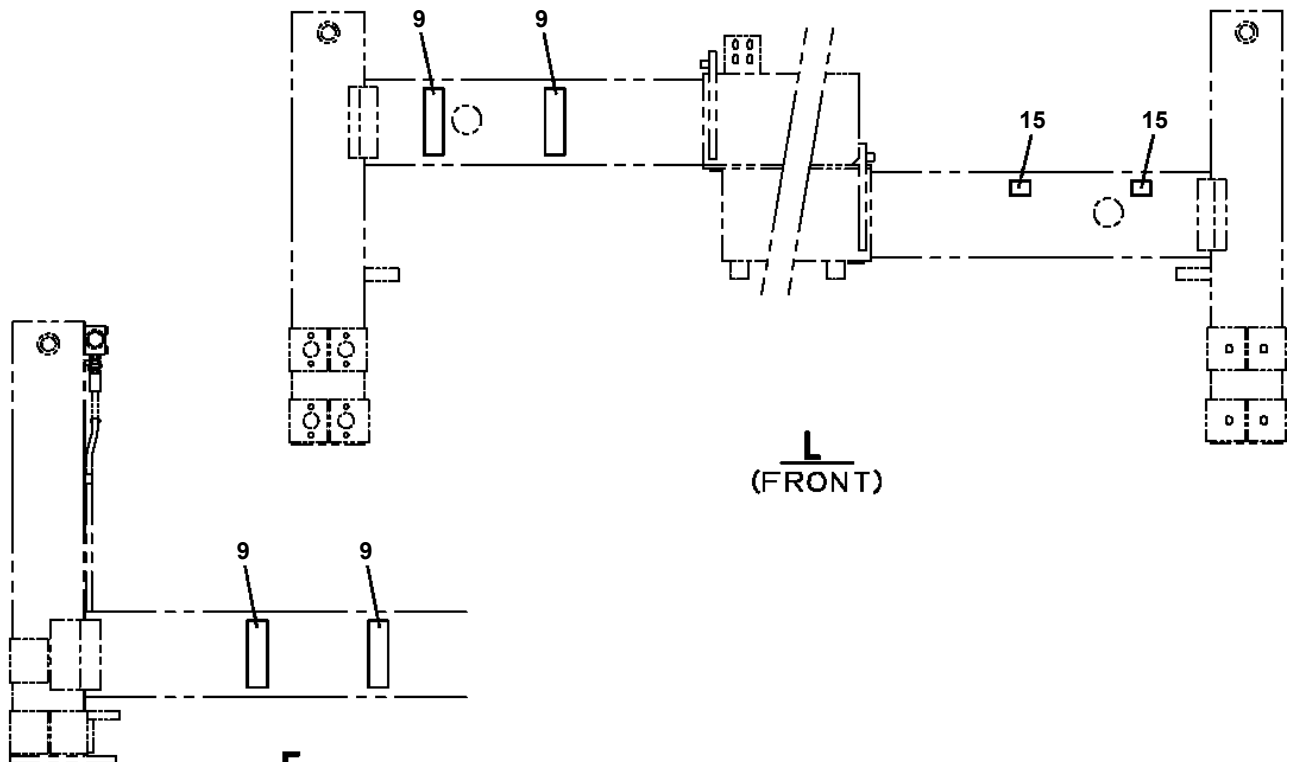
E



J



B



L
(FRONT)

F
(REAR)

AT-147-3 43010100015 UPPER

Pos No.	Parts No	Parts Name	Qty	Unit	Technical Data	Serial No (Start)	Serial No (End)	Remarks	Pa
1	82444100350	PLATE,NAME (350KG)	1						

AT-147-3 43010100015 UPPER

Pos No.	Parts No	Parts Name	Qty	Unit	Technical Data	Serial No (Start)	Serial No (End)	Remarks	Pages
1	42398251010	PLATE,NAME	1						

AT-147-3 43010100015 UPPER
PO1014999-01 PLATE ASSY,NAME (SWING FRAME)

1
非常スイッチ

2
AMC


3

△警告/非常スイッチ

非常スイッチを使用すると作業範囲制限は発生しません。転倒の恐れがありますので必ずブームを全閉させてから作業範囲を拡大しようとして作業してください。

非常操作方法

AMCの故障等で通常の操作ができない場合、非常スイッチをONしながら手順レバーにて強制操作をしてください。



4

△警告/バケット水平調整

バケット水平調整時にはバケット内の人・工具等を見失ってはいけません。

バケット水平調整

- 2つのノブを左に押し倒してください。
- ブーム伸縮操作により、バケットを水平に調整してください。
 - 荷物の場合、伸び側に操作。
 - 空荷の場合、縮み側に操作。
- 2つのノブを右に押し倒し確実に閉めてください。
- 調整終了後は急停止及び強制操作を行いバケットの水平が狂わないことを確認してください。

5
洗浄禁止

6
注 意

急閉急開を繰り返さずそのまま操作する場合
には、器具やサブ等との衝突に注意
してください。

9

品名	材質名	規格
トップブーム	FRP	コナノFRP000
ブームスライドプレート	PA, POM	
ブームスライドローラ	PA	
アブ	FRP	
アブロープ	PA	
ウインドロープ	PA, PET	
バケット	FRP	
バケットライナー	PE	
バケット上蓋プロテクタ	PE	
バケット側板	FRP	
バケット側板パッド	FRP	
操作レバーノブ	ABS	
アブスライドプレート	PA	
ケーブル・ホース結束バンド	PA, PE, PP	
両側クランプ	PA	
通ワイパー	PE, PPSA, PVC	
急閉急開止め	PA	
急閉急開止めローラ	PUR	
急閉急開止めカバー	ABS	
急閉急開止めコネクタ	PEUR	

10

6	労働安全衛生法第47条第2項による	7
5	特定自主検査（法定年次検査）	8
4	を施行しようとする	9
3	第1回検査は 年 月 日です	10
2		11
1	国土交通省建設業労働安全衛生協会 (労働安全部)	12

11
カバー開放厳禁

12
バケット水平調整ハンドル

13

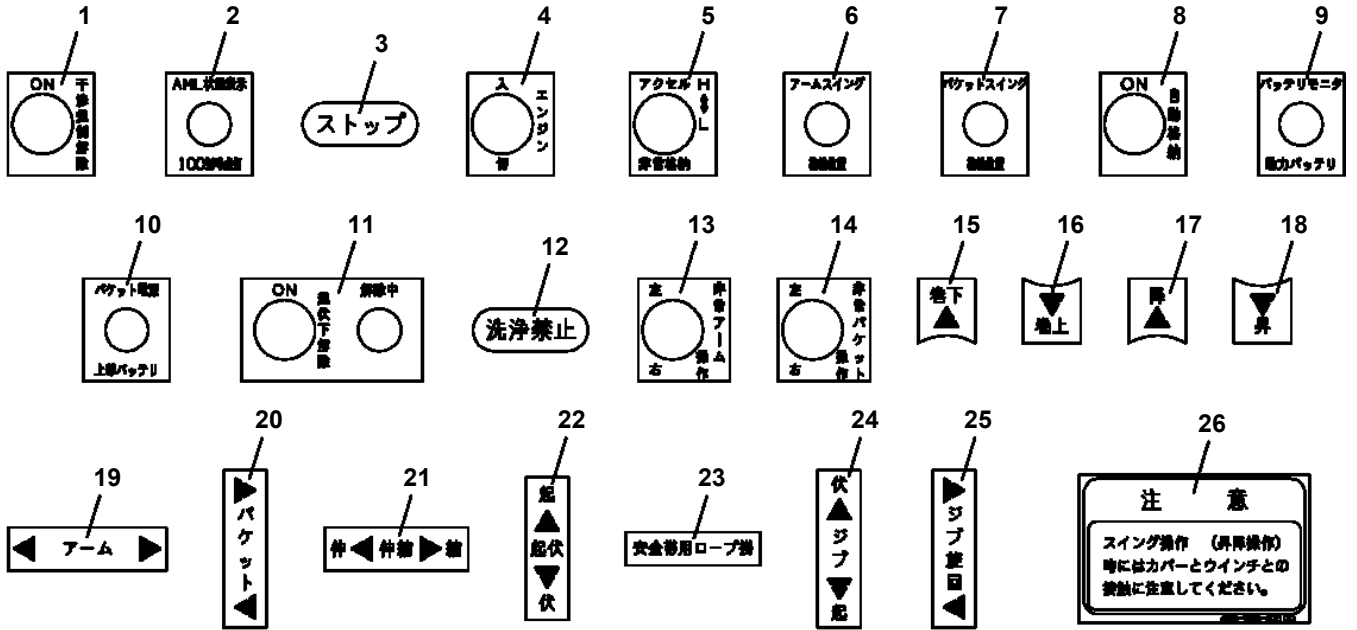
△警告

○非常スイッチの操作により、強制制限は解除状態となります。転倒・干渉に十分注意をして操作を行ってください。

・AMC（過負荷防止装置）が故障した状態（緊急停止表示灯が点滅をしている）で非常操作を行うと、過負荷防止機能、およびブーム干渉防止機能が解除されます。

・ブーム強制操作を行う場合は、作業範囲拡張による作業範囲を拡大しないように、必ずブームを全閉させてから行ってください。

AT-147-3 43010100015 UPPER
PO1015323-01 PLATE ASSY,NAME (BUCKET)



注意 / バケット電源

- バッテリー電圧が低下した場合には、電源表示灯が点滅します。その後、さらに電圧が低下すると電圧警告ブザーが鳴ります。
- この場合にはバッテリーを充電してください。

△警告 / 使用上の注意

- 本機の運転は高所作業車取扱説明書遵守者に限られます。
- 取扱説明書をよく読み、操作および取扱い方法を熟読してから使用してください。
- 作業開始前点検を実施してください。
- ヘルメット・安全帯を着用してください。
- 飲酒厳禁を守ってください。
- 作業場以外で作業しないでください。
- 強風・雷などの悪天候時には作業しないでください。



注意 / バッテリー電圧

- 電動ポンプ用バッテリーの電圧が低下した場合にはバッテリーモニターが点灯し、自動停止します。
- この場合には非常発動スイッチを押しながらアームを後倒し、バッテリーを充電してください。

電動ポンプの使用方法

連続使用時間は8分以内とし、次の使用まで使用時間と同等以上の休息を取ってください。

起伏下解除方法

AMC (過負荷防止装置) が作動して、アームの作動が自動停止したとき、アーム及びアーム・バケットが次の状態にある場合に、起伏下解除スイッチを「ON」にしながら操作を行うと、アーム起伏下げ及び旋回操作を行うことができます。

条件・アーム全端

- ・バケット荷重が250kg以下であるとき
- ・バケット・アーム位置が右側位置付近であるとき

注意

ウインチ吊上げ作業は、下側のサブスイング範囲で使用してください。

自動格納方法

アームを起伏角12°以上にしてください。その後、自動格納スイッチをONに保持してください。バケット・アームスイング、バケット降、縮小、(戻こし)、旋回、伏せの際にアームが格納されます。旋回角度が格納位置に近い場合、一旦格納方向と逆の方向に旋回した後、格納方向に旋回します。

△警告

アームレストにアームが格納された状態では、過負荷防止装置は動きません。転倒の恐れがありますので、アーム延長操作およびウインチによるつり上げ作業を行わないでください。

注意 / バケット傾斜

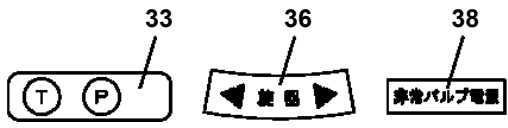
- バケットが傾斜に3°以上傾いたときはバケットの水平調整をしてください。
- 外気温が低下すると起伏操作時にバケットの油圧が落ちて傾斜が大きくなる場合があります。このときはバケットを一旦上げて、下げ操作で水平に調整してください。

△警告 / 挟まれ注意

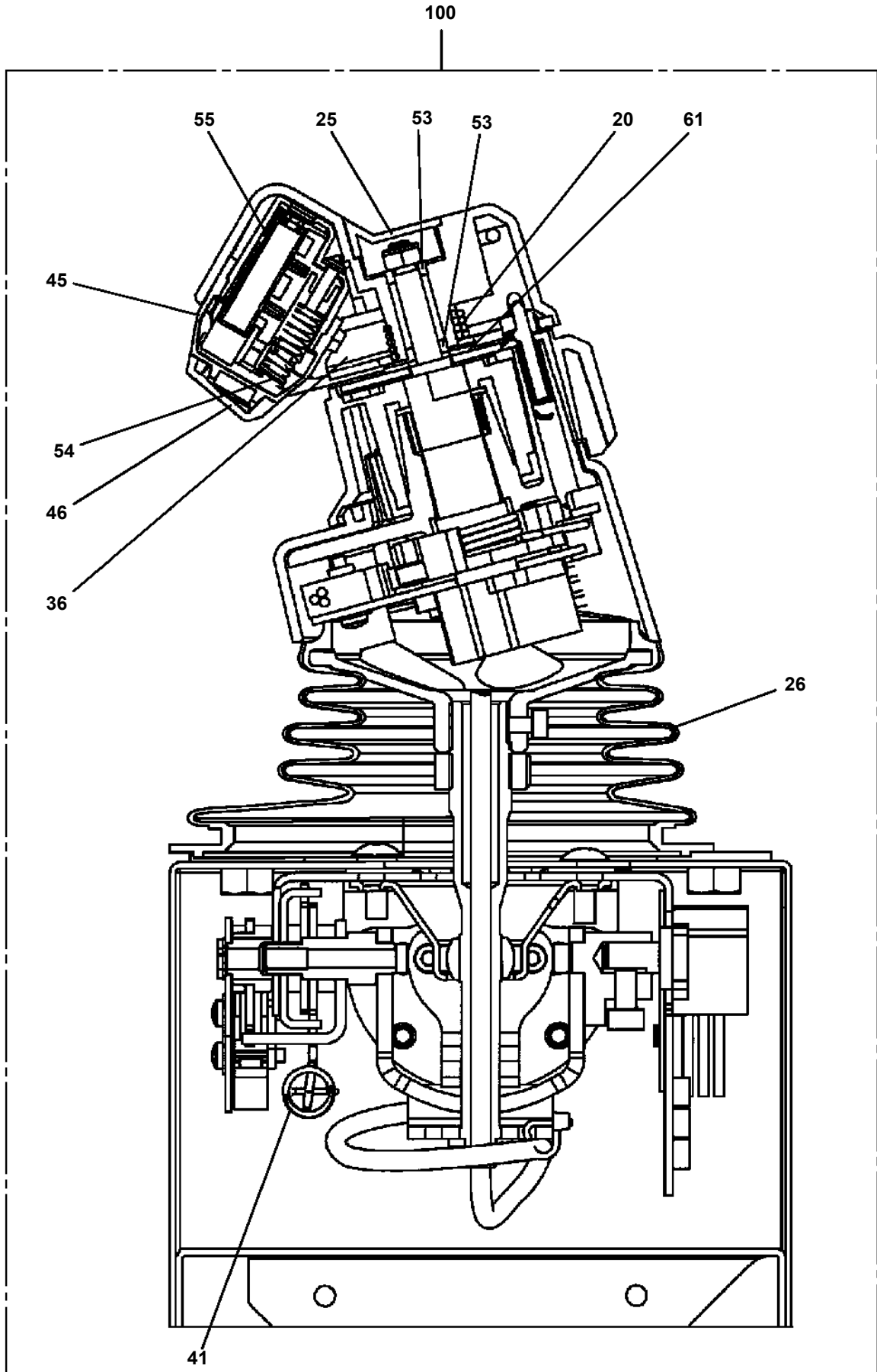
○バケットをバケットレストに格納時、パネルとバケットの隙間が狭くなるため、手を挟まれないようにしてください。

注意 / ブースタ操作

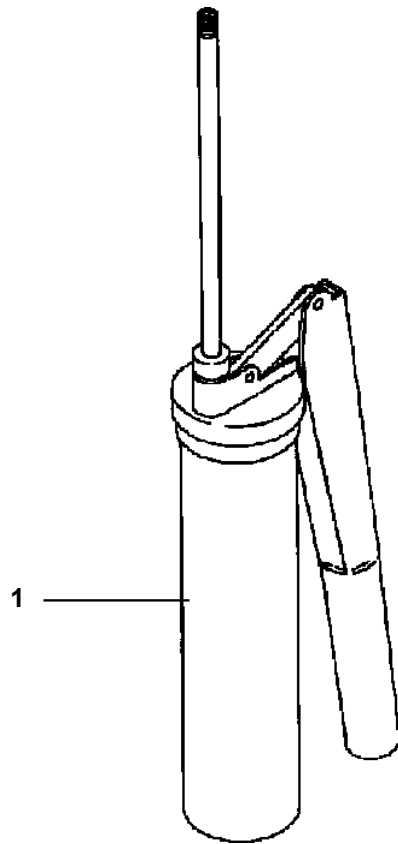
エアバルブを1回押すごとに圧縮機が作動し、本機は、戻し工程を繰り返します。操作に注意してください。



AT-147-3 43010100015 UPPER
PO5010027-02 OPE.ASSY (LEVER,CONTROL)



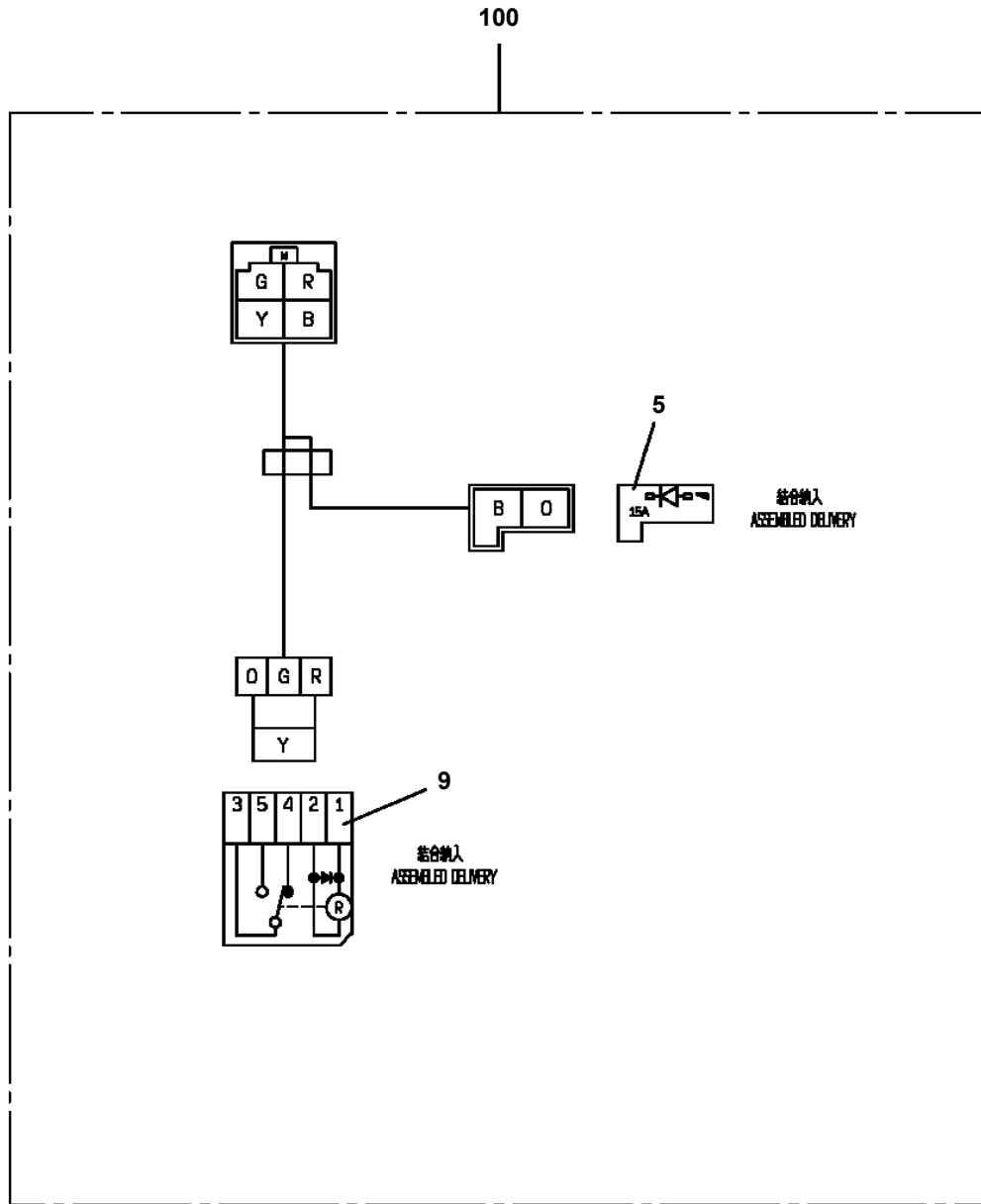
**AT-147-3 43010100015 UPPER
PP5450004-00 PUMP, GREASE (400CC)**



AT-147-3 43010100015 UPPER

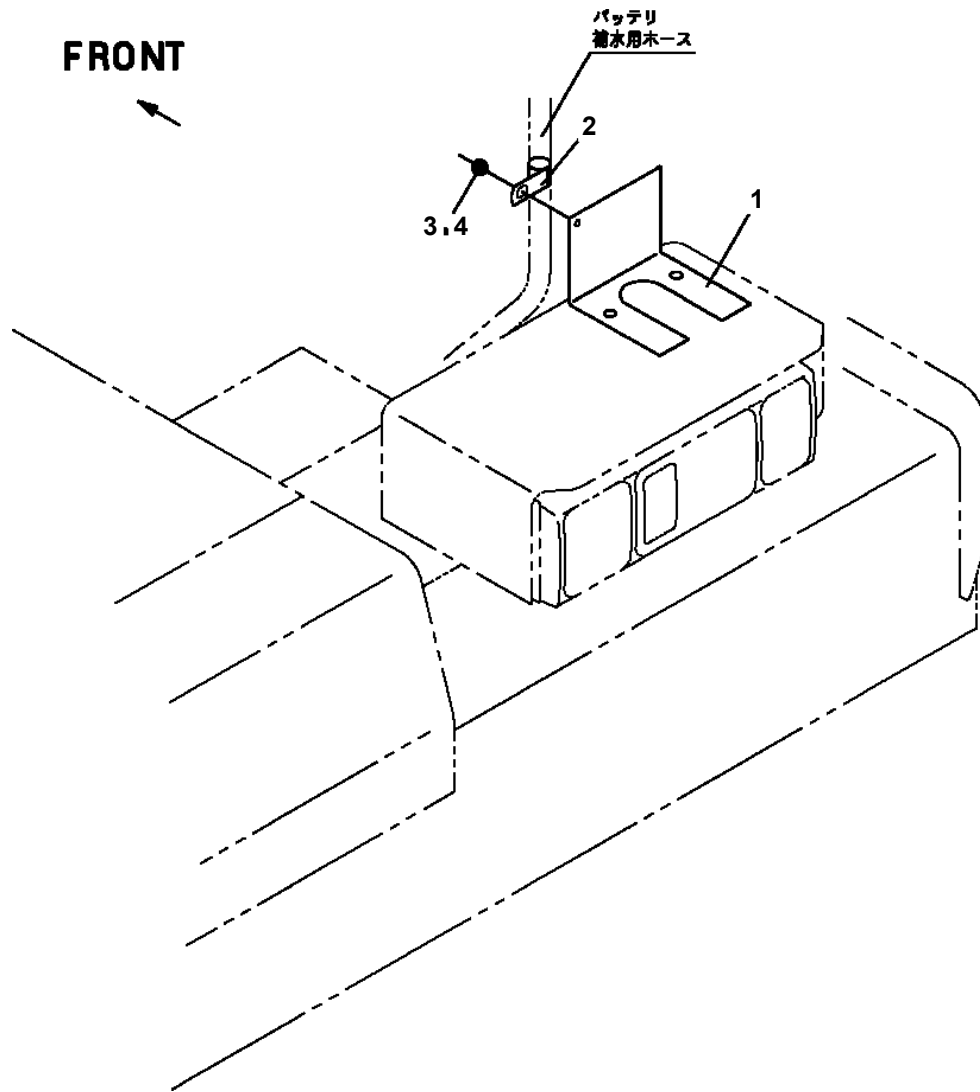
Pos No.	Parts No	Parts Name	Qty	Unit	Technical Data	Serial No (Start)	Serial No (End)	Remarks
1	37012403140	HOSE	1					
2	91002801400	O-RING	1		1B P14			
3	80400160128	JOINT	1		S,G3/8-G1/4			
4	37012400750	HOSE	1		L=1050			
5	37002475170	HOSE	1		L=950			
6	37002486940	HOSE	1		L=750		590495	
7	37012403400	HOSE	1		L=840			
8	80430620400	JOINT	2					
10	80471020502	JOINT	1					
11	91002801100	O-RING	1		1B P11			
12	37012403410	HOSE	1		L=330			
14	80320010075	FITTING	1		KUD12-020N			
15	81408000160	PIPE,STEEL	1	M	12X1.4T			
16	90101208020	BOLT	3		M8X20			
17	90302040801	WASHER,SPRING	3		8			
18	37012403100	HOSE	1		L=390			
19	37000908730	JOINT (WITH O-RING)	1		L,G3/8-G1/4			
20	91810130240	FASTENER	20					
21	82100001412	TUBE,SPIRAL	1	M	SE-12BK		590495	
22	37012408980	HOSE	1		L=750	590496		
41	42342842000	VALVE ASSY,SOLENOID	2					
42	90172106040	BOLT,HEXAGON SOCKET	8		M6X40			
43	80471020502	JOINT	6					
44	80400160127	JOINT	1					
45	37000925690	JOINT	1					
46	42312284110	FITTING,FLANGE	1					
47	37000928830	JOINT	1					
48	80316090020	PLUG	7		KKT PT1/8			
49	42342460320	ORIFICE	2		1.0			
50	36741770000	VALVE,SOLENOID	2					
51	80430620400	JOINT	1					
52	90172105050	BOLT,HEXAGON SOCKET	8		M5X50			
53	80303130141	FITTING,ELBOW	1		KLO12-020E			
54	91002801100	O-RING	14		1B P11			
55	42345371010	ORIFICE	2					
71	91002801400	O-RING	1		1B P14			

AT-147-3 43010100015 UPPER
PR5210002-00 RELAY

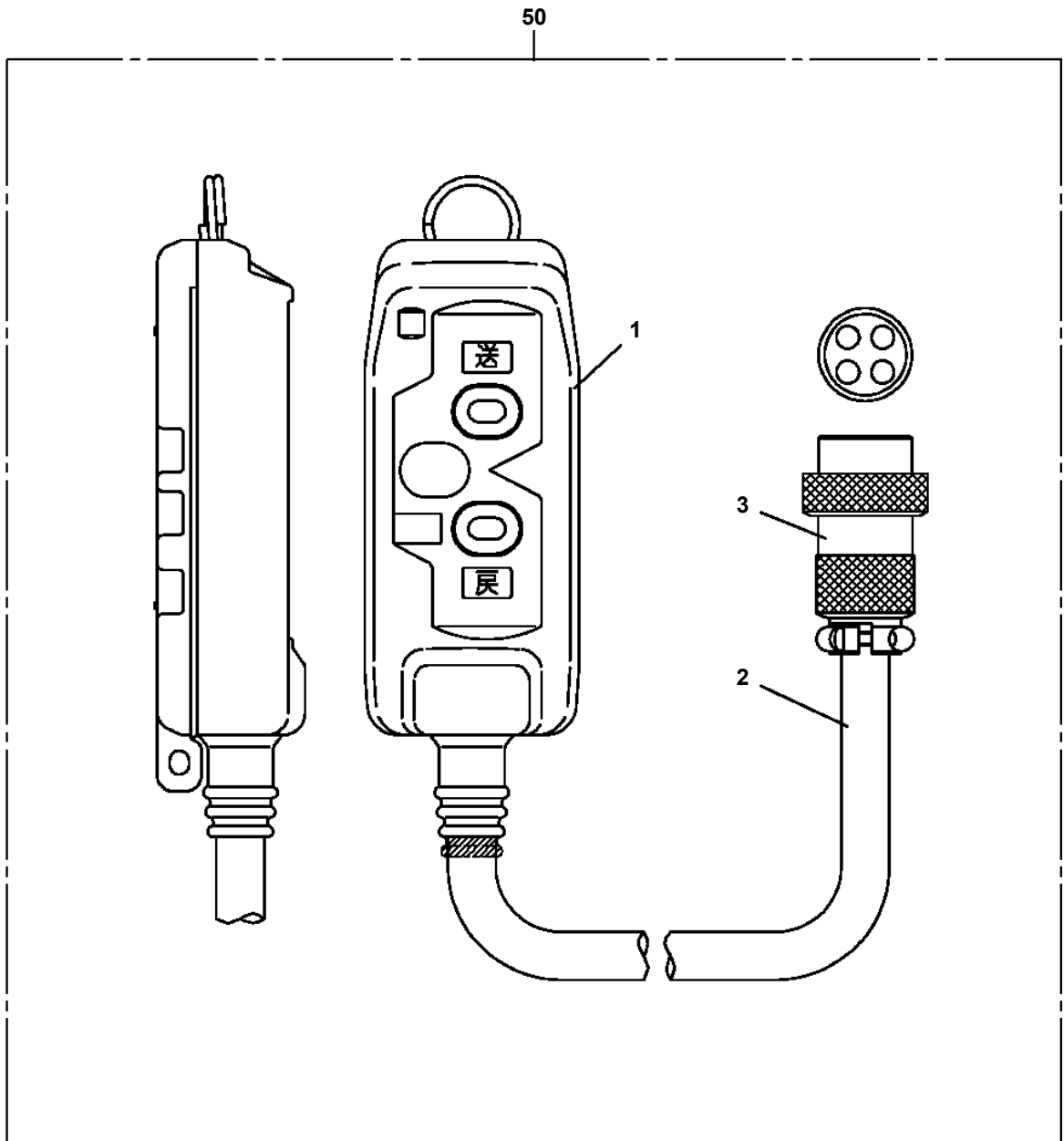


AT-147-3 43010100015 UPPER

PS5420078-00 SUPPORT ASSY (BATTERY SUPPLEMENTARY WATER HOSE/RIGHT)

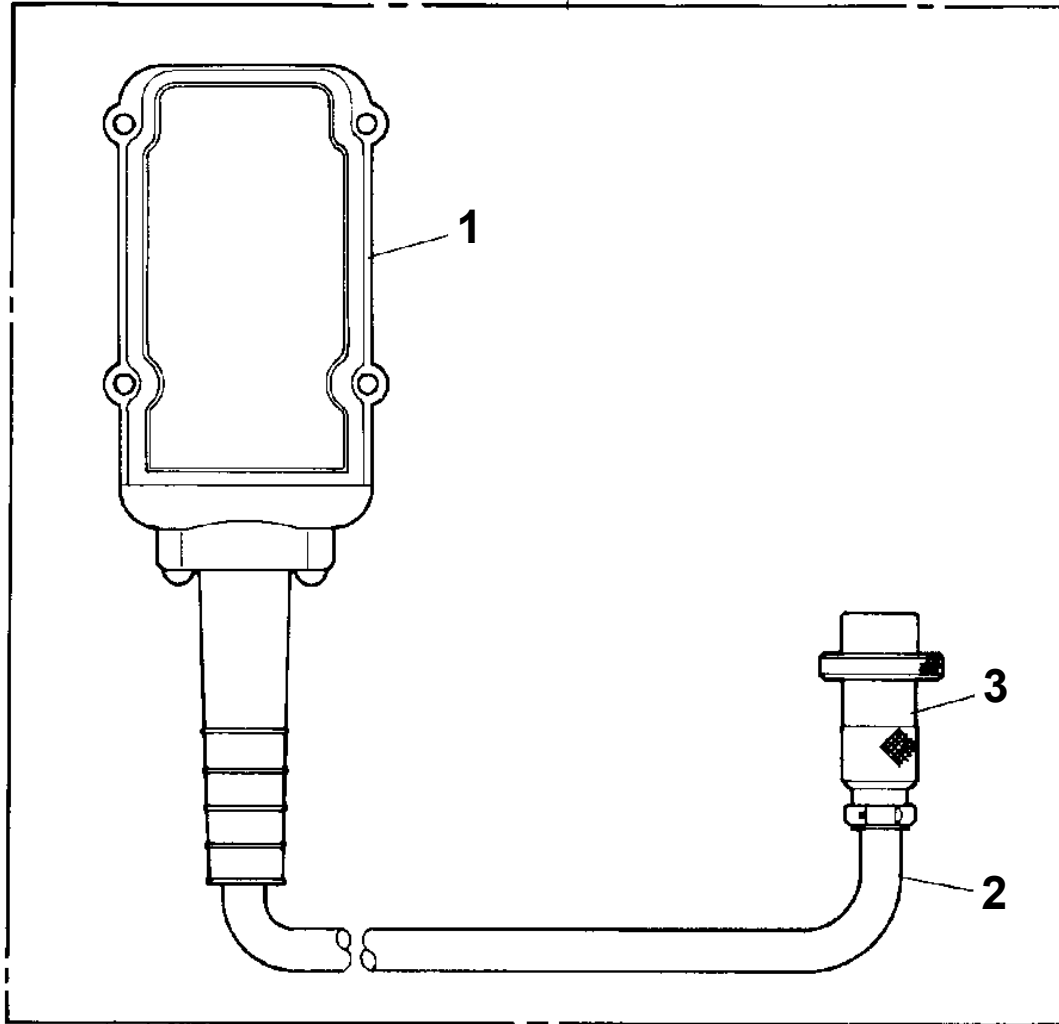


AT-147-3 43010100015 UPPER
PS5530288-00 SWITCH ASSY (ELEC.BOOSTER, REMOTE:3M,NANABOSI,KASUGA)

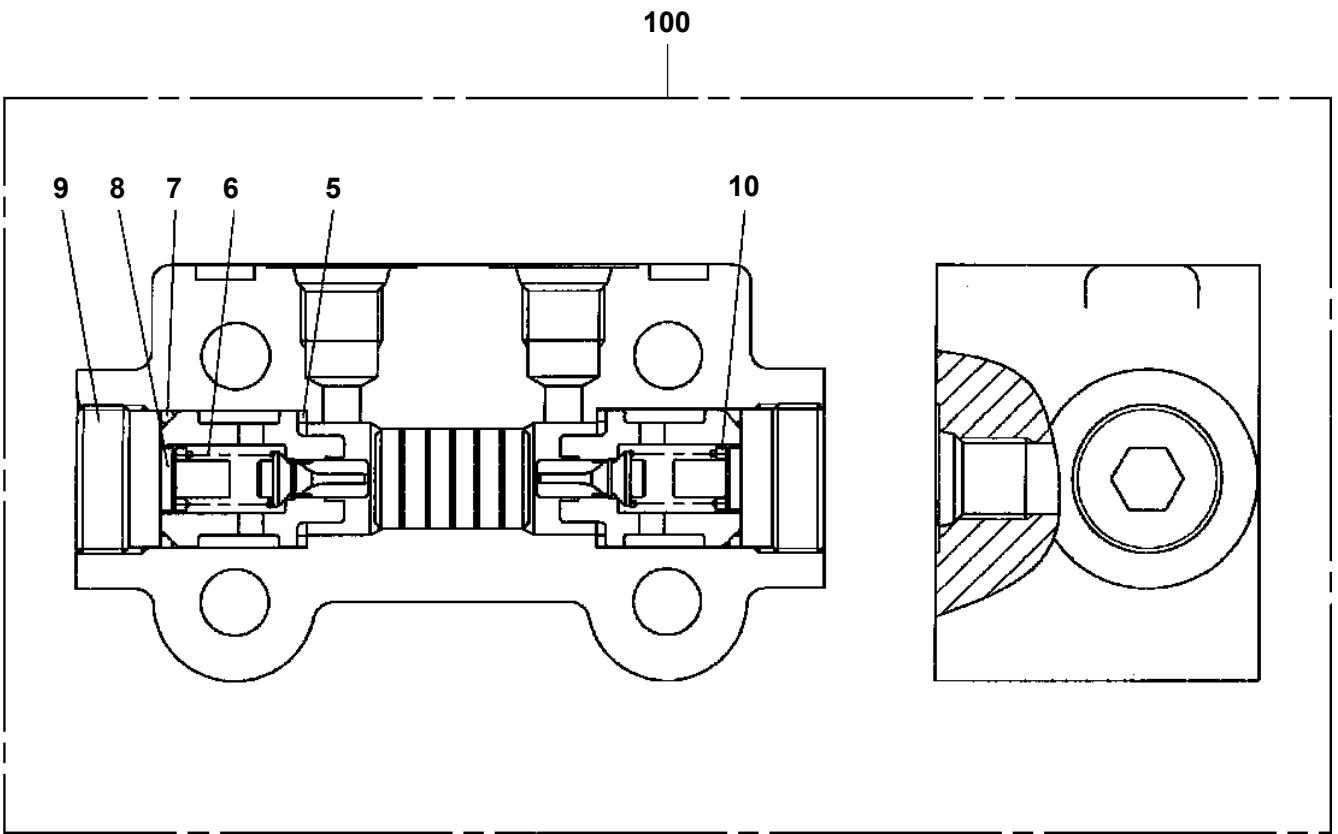


**AT-147-3 43010100015 UPPER
PV1030001-00 SWITCH BOX (FOR BOOSTER)**

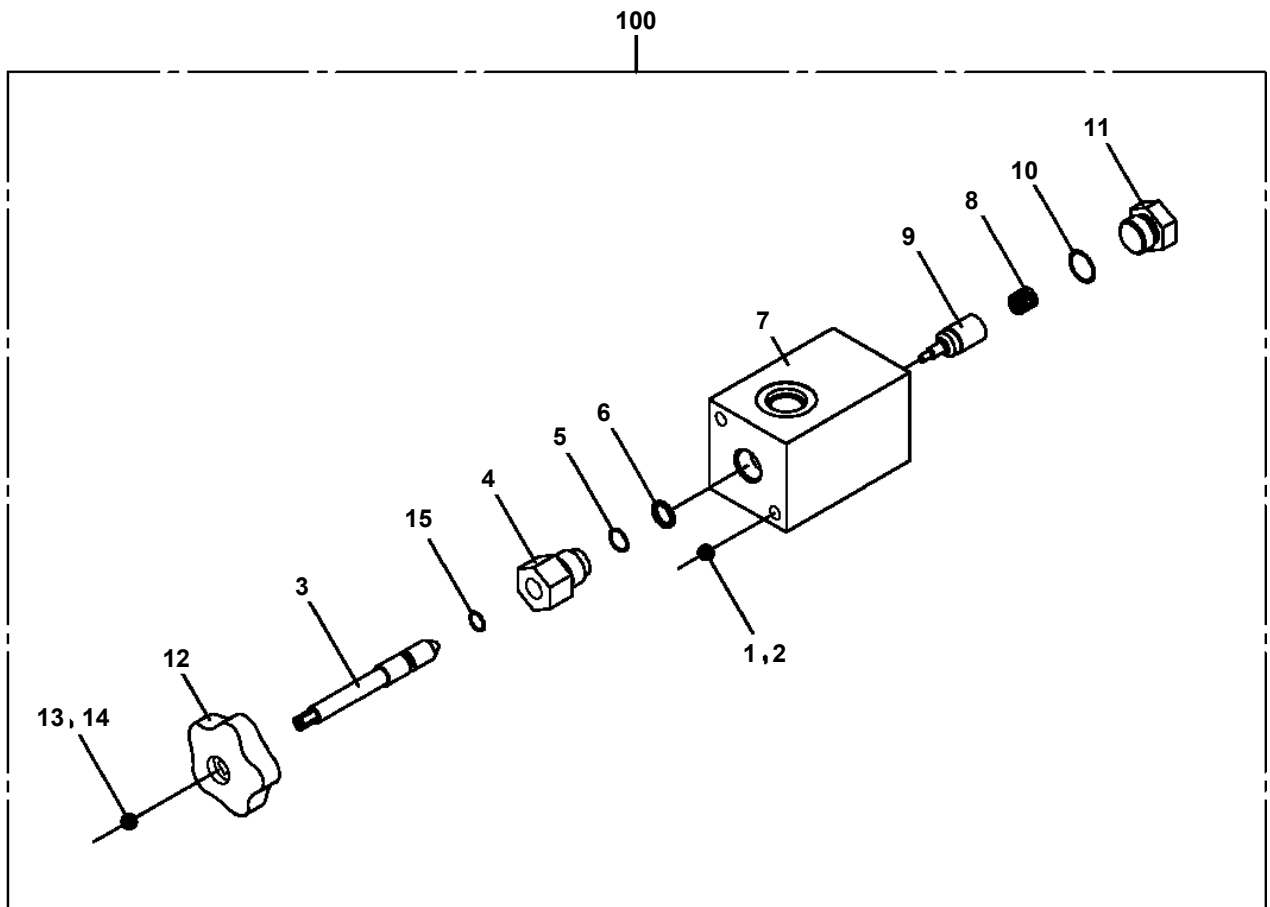
10



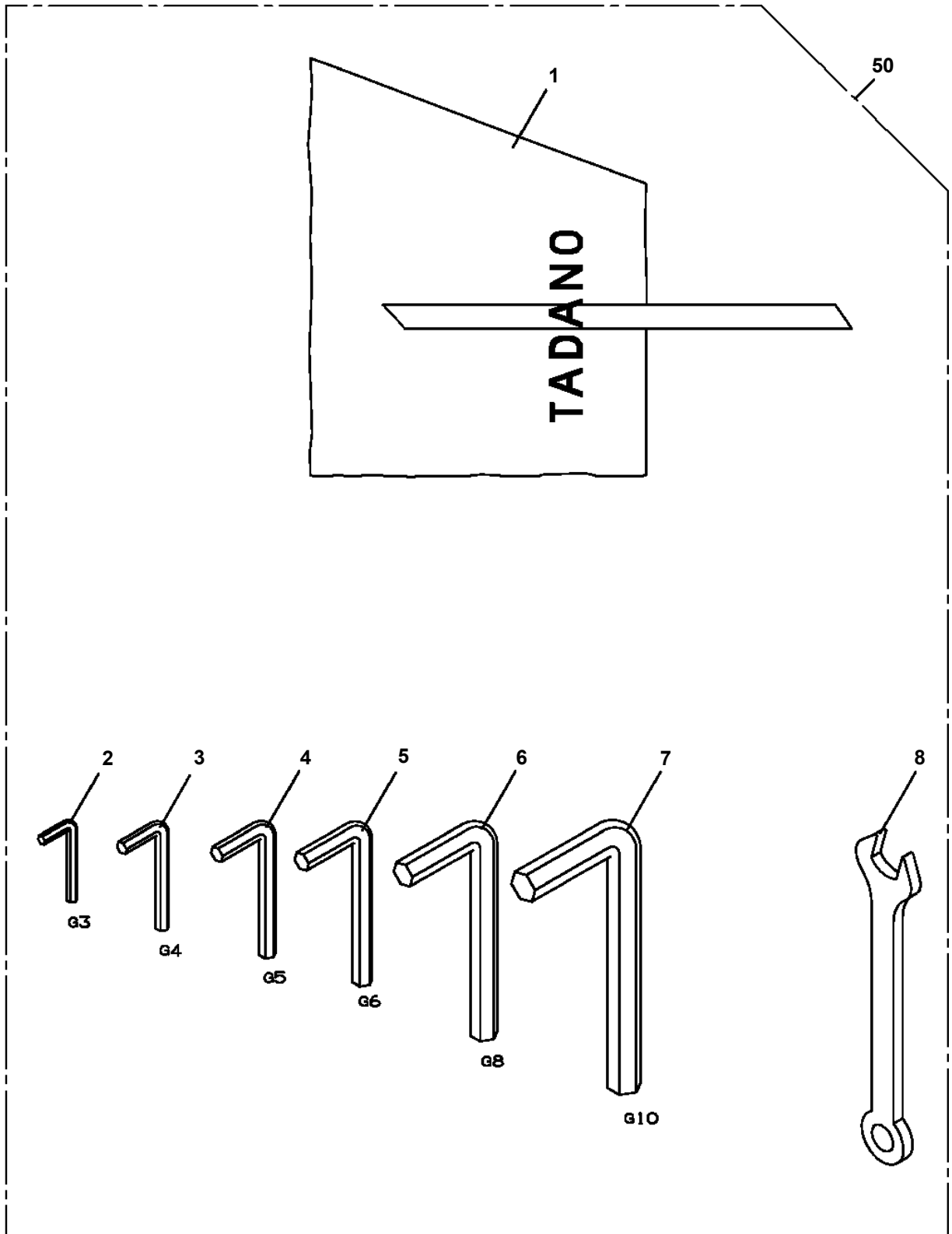
**AT-147-3 43010100015 UPPER
PV5040021-00 VALVE ASSY,CHECK**



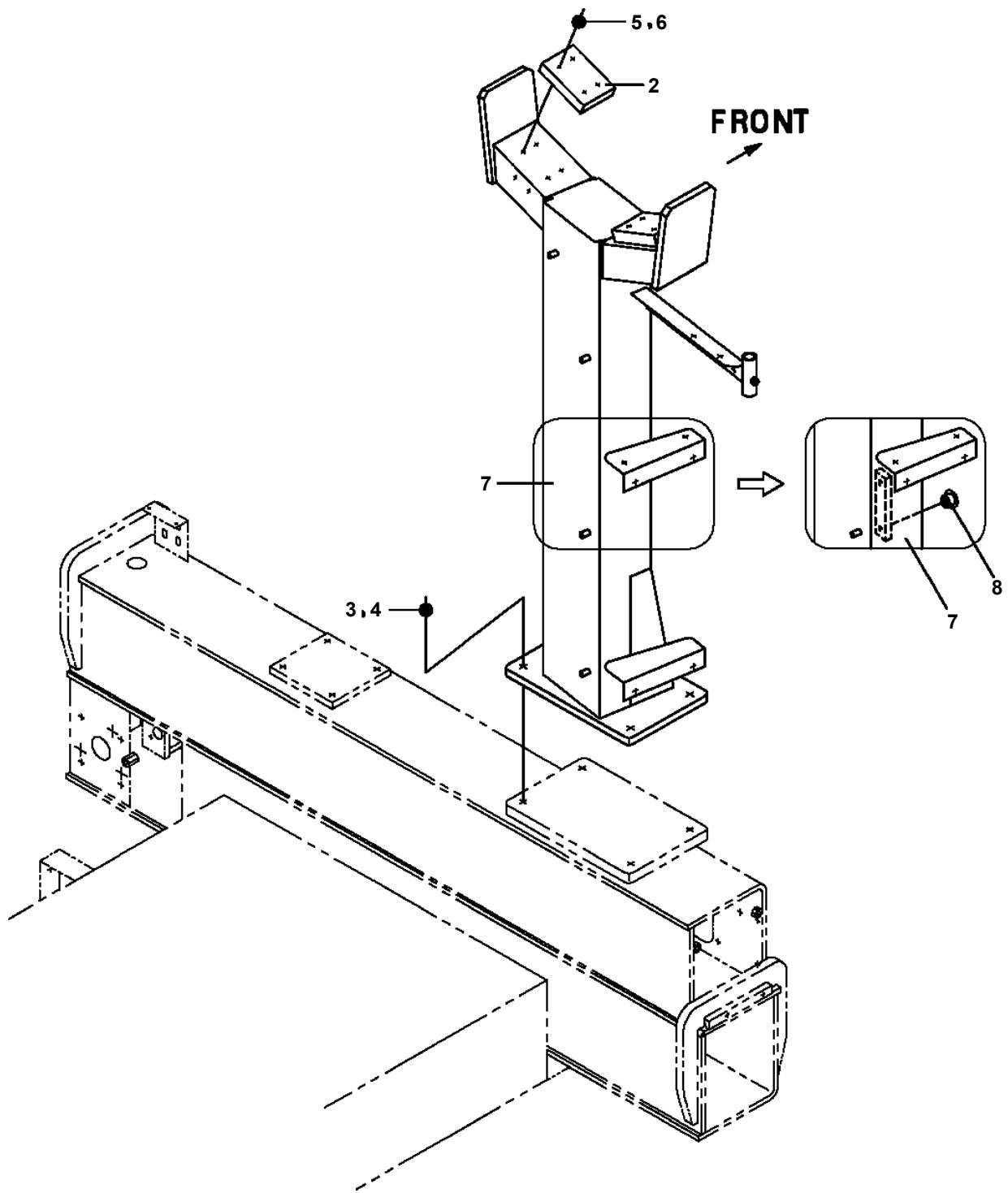
**AT-147-3 43010100015 UPPER
PV5170018-00 VALVE ASSY,SELECTOR**



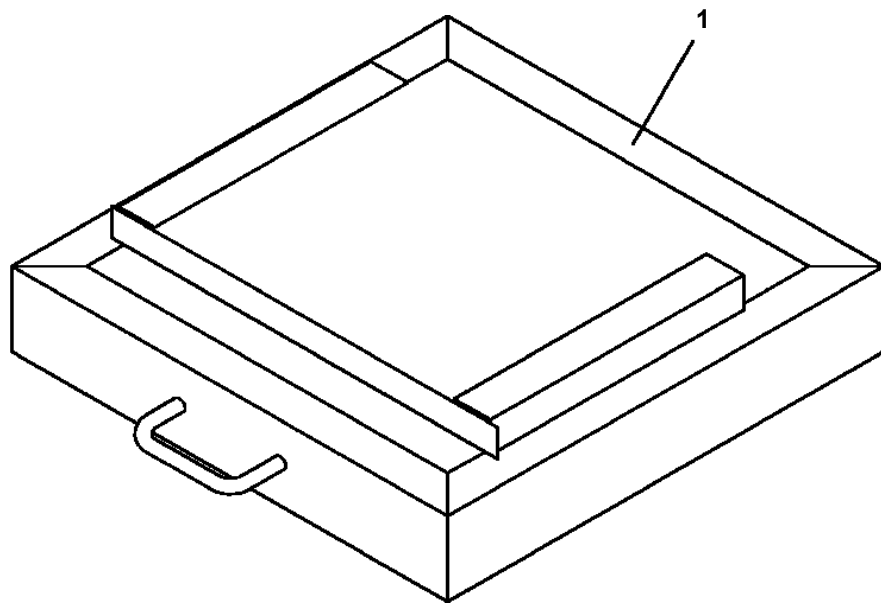
AT-147-3 43010100015 UPPER
PW1030047-01 TOOLS



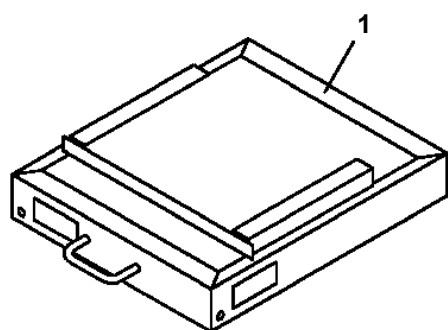
**AT-147-3 43010100015 UPPER
PX1120585-01 BOOM REST**



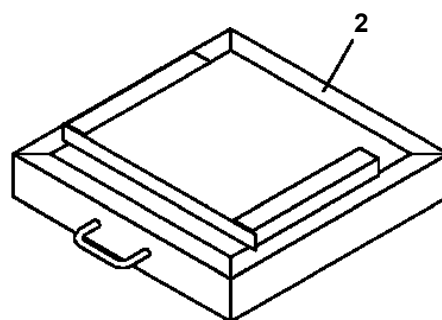
AT-147-3 43010100015 UPPER
PX1270113-01 WOOD BLOCK (KANSAI DENRYOKU/DETACHABLE)



**AT-147-3 43010100015 UPPER
PX1270165-00 WOOD BLOCK (KANDEN/DETACHABLE TYPE,B)**



(B仕様 左後用)



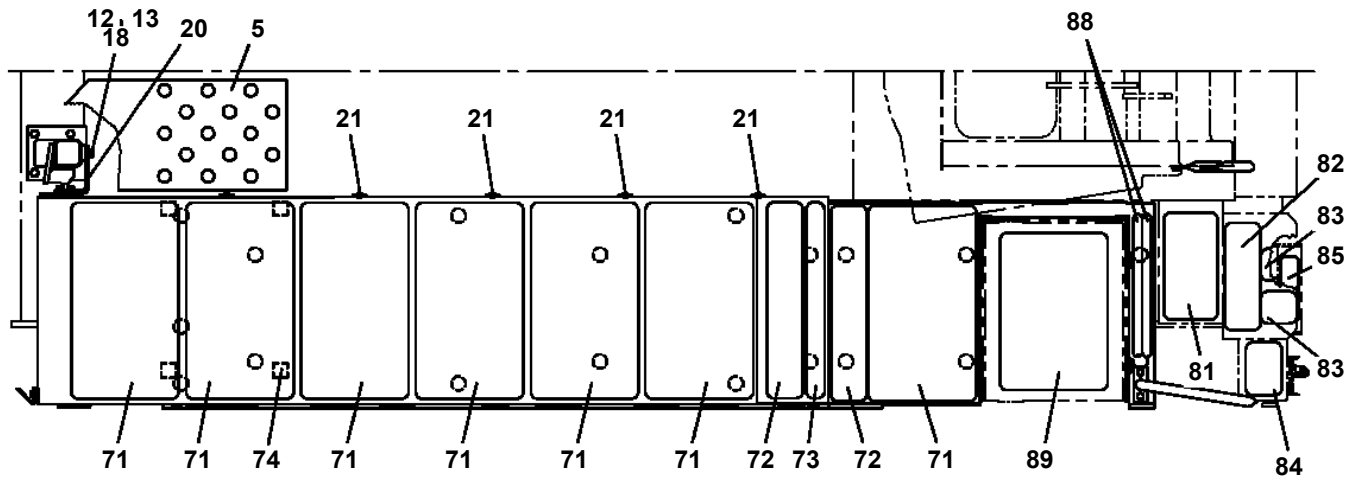
AT-147-3 43010100015 UPPER

Pos No.	Parts No	Parts Name	Qty	Unit	Technical Data	Serial No (Start)	Serial No (End)
2	42835797510	DOOR	1				
3	42835797520	RACK	1				
5	42835867530	BRACKET	4				
6	42835797530	SEAT	1				
8	42835797550	SEAL	9				
9	42835797560	CUSHION (WITH DOUBLE-STICK TAPE)	2				
10	42831877540	INSULATOR	2				
11	42835797570	WEATHER STRIP	1		L=4410		
12	42835357590	CATCH	2				
14	42835797580	PLUG (HOLE)	4				
15	42833077610	BUSH	6				
16	32830487740	SCREW,MACHINE (SEMS)	2		M4X10		
17	42835837600	SCREW,MACHINE	6		M5X12		
18	80175805012	SCREW,MACHINE	9		M5X12		
19	42835487650	HINGE	3				
20	42836037550	WASHER,TOOTH	4		M10		
21	42836317920	PLATE	3				
100	42835791000	BOX,TOOL	1				

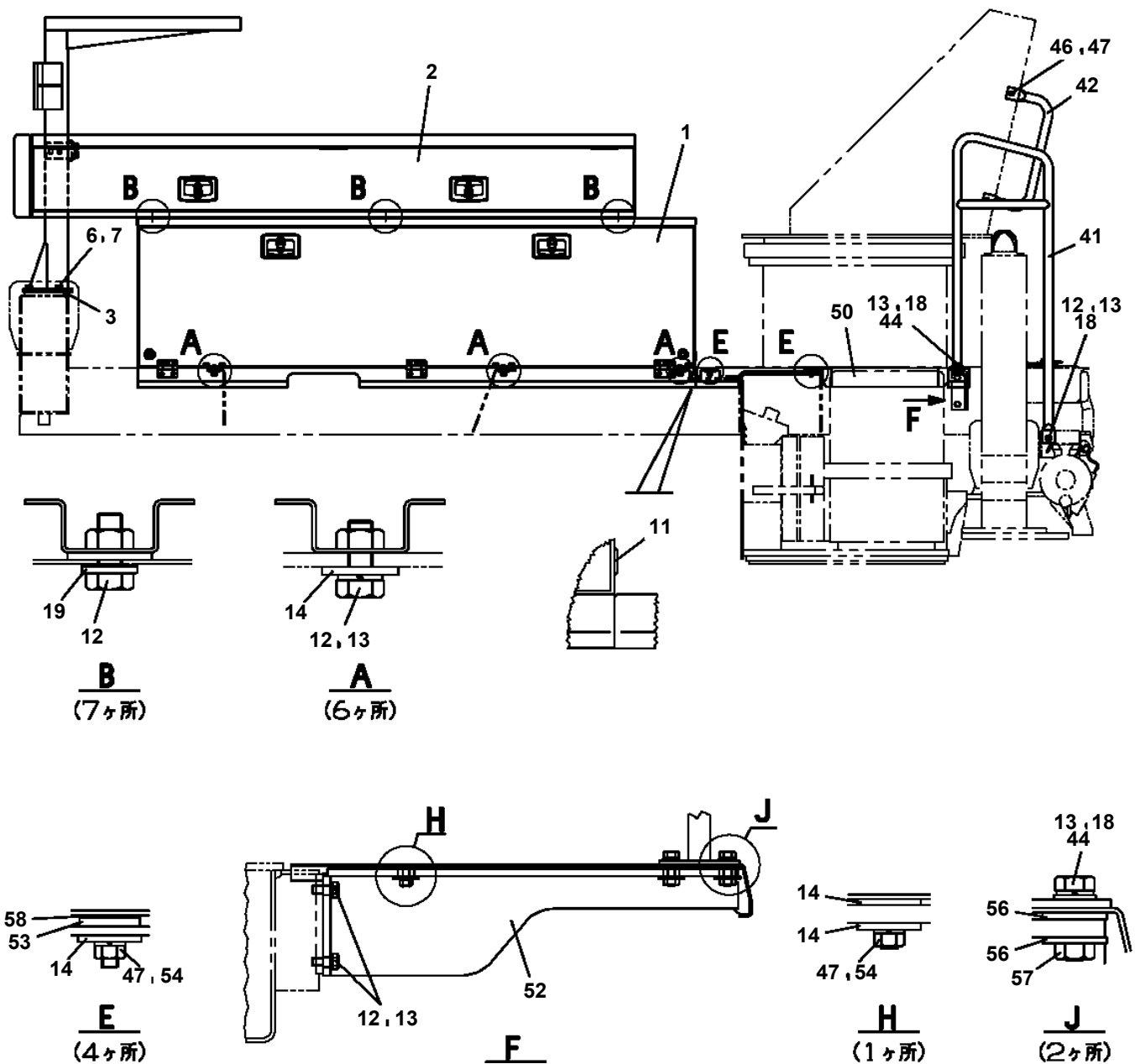
AT-147-3 43010100015 UPPER

Pos No.	Parts No	Parts Name	Qty	Unit	Technical Data	Serial No (Start)	Serial No (End)	Remarks
2	42836027510	DOOR	1					
3	42836027520	SUPPORT	1					
5	42836027530	RUBBER	3					
6	42836027540	SEAT	1					
8	42833607570	BOLT ASSY	2					
9	42836027550	WEATHER STRIP	1		L=1675			
10	42836027560	WEATHER STRIP	1		L=1360			
11	42835357590	CATCH	2					
12	82464110007	HINGE	3					
13	42835797580	PLUG (HOLE)	4					
14	42832697600	BRACKET (FOR GAS SPRING)	2					
16	42833077610	BUSH	8					
17	42835797660	BOLT (WITH W,SW)	2		M8X14			
18	99164806015	BOLT (WITH W,SW SUS)	4		M6X15			
19	42835257960	SCREW,MACHINE	18		M4X10			
20	42835987620	PLATE	6					
21	42836037550	WASHER,TOOTH	4		M10			
22	82440850080	GAS SPRING	2					
100	42836032000	BOX,TOOL	1					

**AT-147-3 43010100015 UPPER
PX1351172-02 BOX, TOOL (LEFT SIDE/F:DOUBLE,R:WITHOUT)**



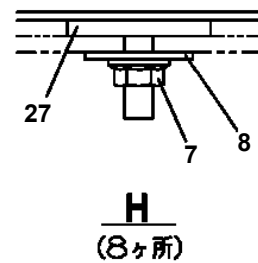
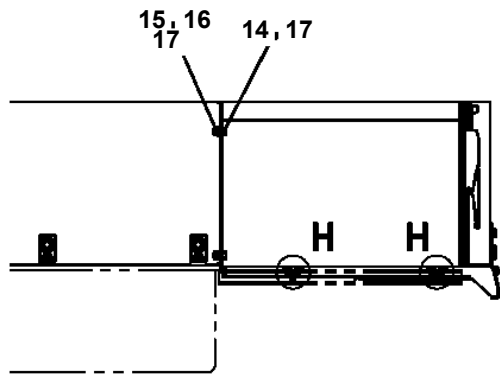
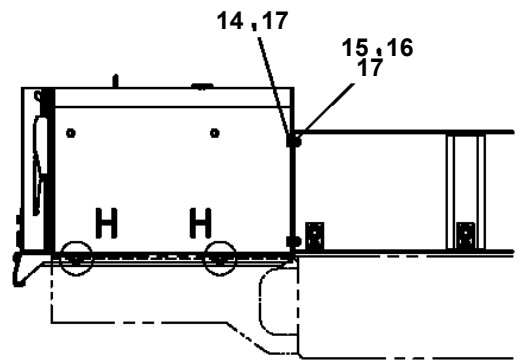
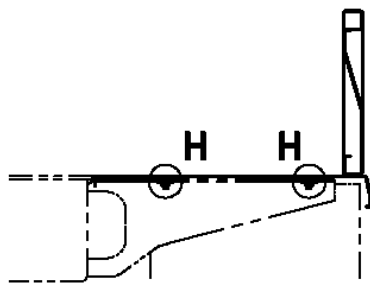
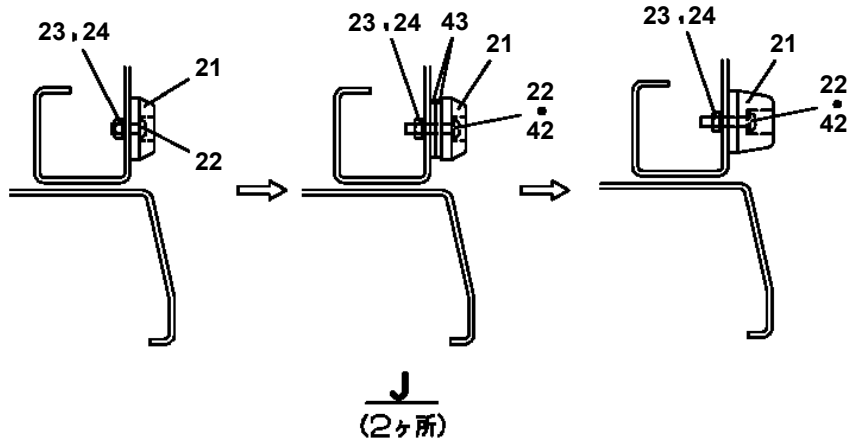
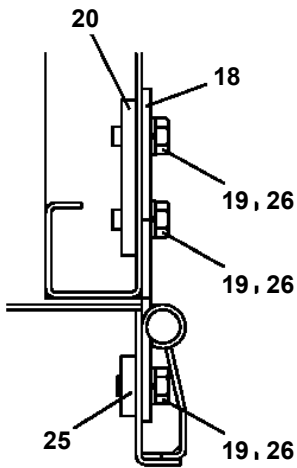
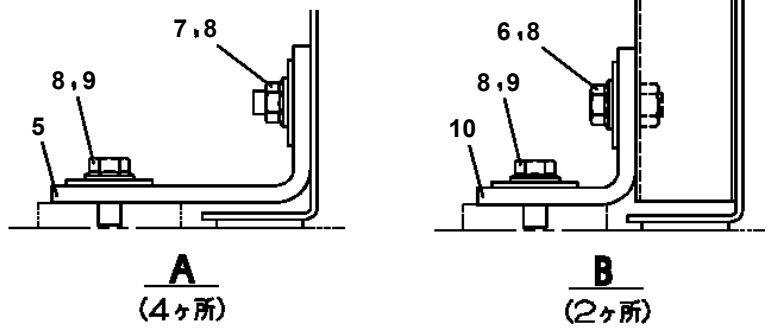
FRONT ←



AT-147-3 43010100015 UPPER

Pos No.	Parts No	Parts Name	Qty	Unit	Technical Data	Serial No (Start)	Serial No (End)	Remarks	Pages
1	42836031000	BOX,TOOL	1						00035
3	82401800080	PLUG (FOR M8)	6						
4	42836034001	FENDER	1						
5	82400000345	CHAIN (QTY=L)	1	M			590489		
	82400000575	CHAIN	1	M		590490			
6	90186206016	BOLT,FLANGE	1		M6X16				
7	90280200600	NUT,FLANGE	1		M6				
8	90101210025	BOLT	11		M10X25				
9	90302041001	WASHER,SPRING	13		10				
10	37000505950	PLATE	15		T=3.2				
11	42835802010	SUPPORT	1						
12	90101210020	BOLT	2		M10X20				
13	90280200800	NUT,FLANGE	4		M8				
14	37000506530	PLATE	4		T=4.5				
16	42836651100	GUARD,SIDE	1						
17	90186210025	BOLT,FLANGE	2		M10X25				
18	90280201000	NUT,FLANGE	2		M10				
19	42775690301	SUPPORT	1						
20	90201200800	NUT	2		M8				
21	37000520150	PLATE	2						
22	90101208025	BOLT	1		M8X25				
23	90186210014	BOLT,FLANGE	2		M10X14				
24	90240201000	NUT,CAP	2		M10				
41	42835801000	BOX,TOOL	1						00035
45	82400000528	GROMMET	4						
46	37000581940	PLATE	N		T=0.5				
61	42394484020	PLATE (NON-SLIP)	4						

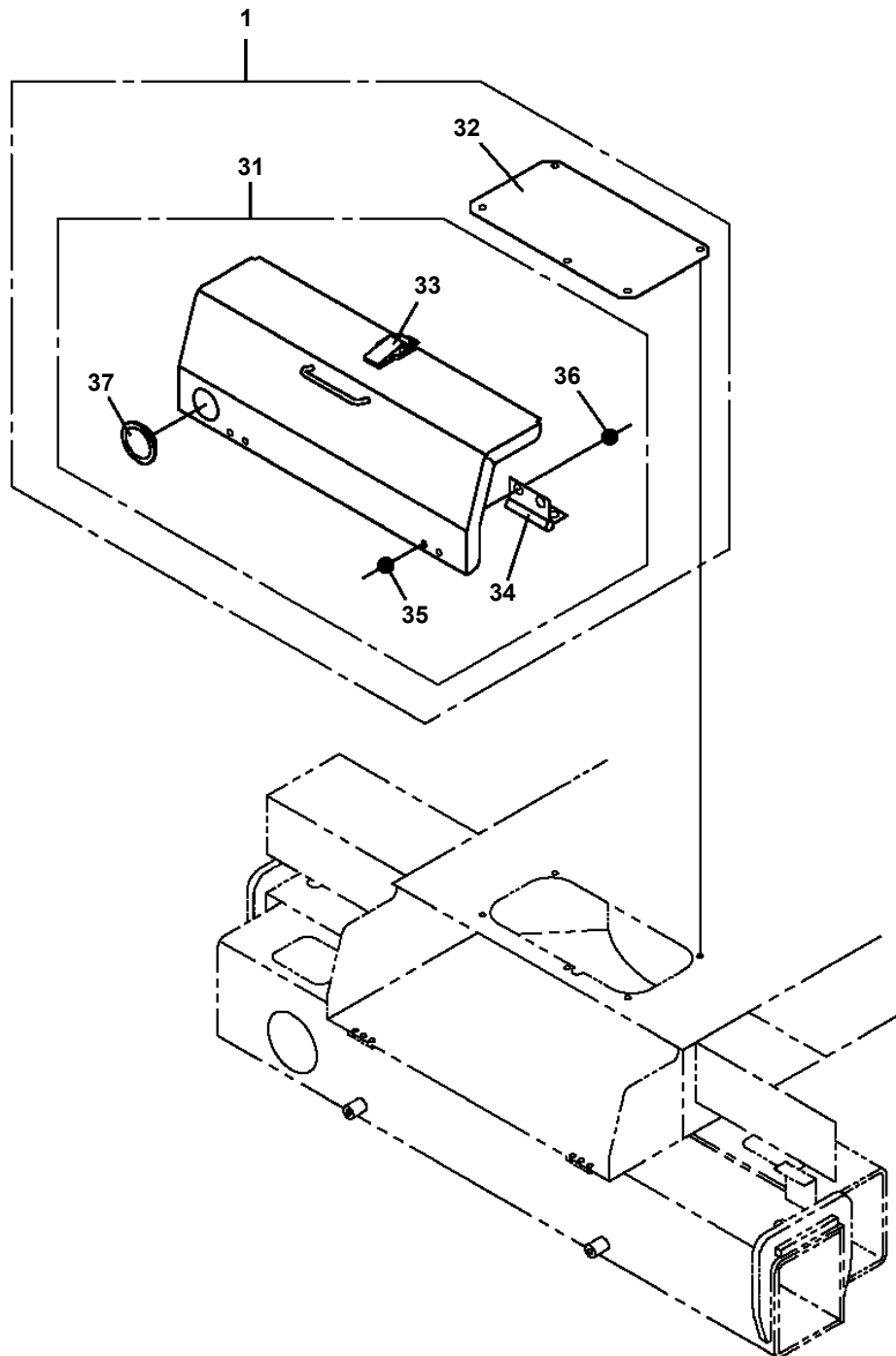
**AT-147-3 43010100015 UPPER
PX1940323-02 MOUNT (RIGHT/F:RACK,R:NONE)**



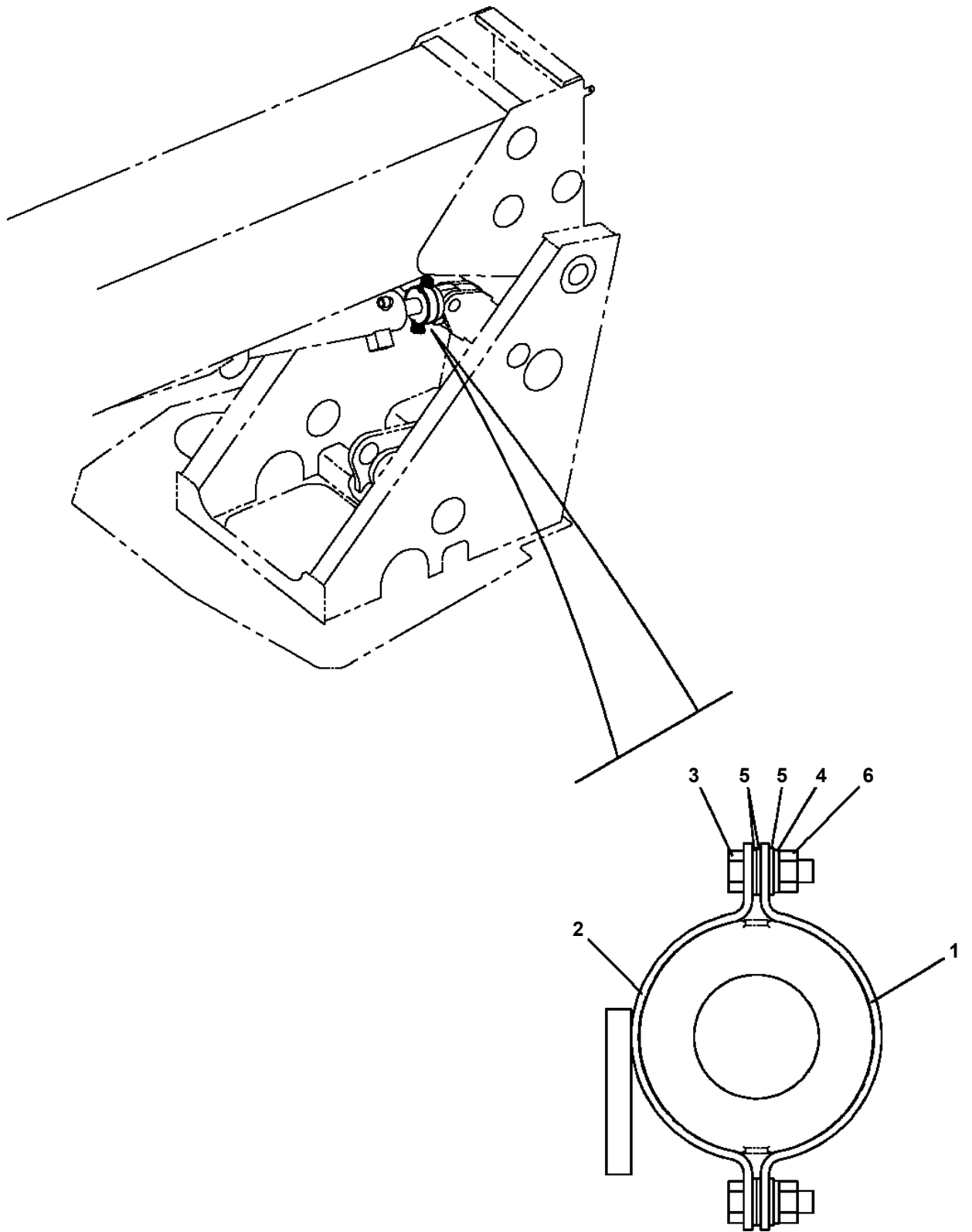
AT-147-3 43010100015 UPPER

Pos No.	Parts No	Parts Name	Qty	Unit	Technical Data	Serial No (Start)	Serial No (End)	Ren
1	42422306300	BATTERY	2					
2	42422306100	SUPPORT	2					
3	90101212020	BOLT	4		M12X20			
4	91810130250	FASTENER	12					
5	90303071201	WASHER,PLAIN	4		12			
6	90302041201	WASHER,SPRING	4		12			
7	42422306200	CABLE ASSY	1					
8	91810132530	FASTENER	20					
9	42738981000	TANK ASSY (BATTERY,WATER)	1					
10	42422306401	SUPPORT	2					
11	90101208012	BOLT	4		M8X12			
12	90302040801	WASHER,SPRING	4		8			
13	82100001804	TUBE,CORRUGATE	1	M	15			
14	91810130240	FASTENER	2					
15	82401601002	CLAMP	2					

**AT-147-3 43010100015 UPPER
PX5260029-00 MOUNT ASSY,COVER (VEHICLE LEVELLING FUNCTION)**



**AT-147-3 43010100015 UPPER
PX5690015-00 MOUNT ASSY,SUPPORT (DISTORTED DETECTION/LEVELING CYL)**



AT-147-3 43010100015 UPPER

Pos No.	Parts No	Parts Name	Qty	Unit	Technical Data	Serial No (Start)	Serial No (End)	Remarks	Pa
1	42835803002	SUPPORT	1						
2	42835804001	SUPPORT	1						
3	42839152000	SUPPORT	1						
4	42835806000	SUPPORT	1						
5	42839150100	SUPPORT	4						
6	90186208020	BOLT,FLANGE	2		M8X20				
7	90280200800	NUT,FLANGE	12		M8				
8	37000547660	PLATE	20		T=2.3				
9	90186208016	BOLT,FLANGE	6		M8X16				
10	42696070100	SUPPORT	2						
11	42835802010	SUPPORT	1						
12	82400000345	CHAIN (QTY=L)	1	M		590490	590489		
	82400000575	CHAIN	1	M					
13	90186206016	BOLT,FLANGE	1		M6X16				
14	90101208020	BOLT	4		M8X20				
15	90302040801	WASHER,SPRING	4		8				
16	90201200800	NUT	6		M8				
17	90303070801	WASHER,PLAIN	8		8				
18	82464180301	HINGE	2						
19	90190208016	BOLT	10		M8X16				
20	42835802020	PLATE	2						
21	82400000393	INSULATOR	2						
22	80172804020	SCREW,MACHINE	2		M4X20				
23	90201500400	NUT	2		M4				
24	90302510401	WASHER,SPRING	2		4				
25	37000558280	PLATE	2						
26	90302510801	WASHER,SPRING (8)	10						
27	37000526930	PLATE	8						
28	90280200600	NUT,FLANGE	1		M6				
29	90101210020	BOLT	2		M10X20				
30	90302041001	WASHER,SPRING	7		10				
31	82464188210	HOOK	5						
32	90190206012	BOLT	10		M6X12				
33	90302510601	WASHER,SPRING (6)	10						
34	42836461200	GUARD,SIDE	1						
35	90186210025	BOLT,FLANGE	2		M10X25				
36	90280201000	NUT,FLANGE	2		M10				
37	42775690301	SUPPORT	1						
38	37000520150	PLATE	2						
39	90101208025	BOLT	1		M8X25				
40	90186210014	BOLT,FLANGE	2		M10X14				
41	90240201000	NUT,CAP	2		M10				
42	90303070401	WASHER,PLAIN	2		4				
61	42835801000	BOX,TOOL	1						
62	90101210025	BOLT	5		M10X25				
64	37000505950	PLATE	5		T=3.2				
65	82400000528	GROMMET	4						
66	37000581940	PLATE	N		T=0.5				
72	82466186102	CATCH	2						

000

AT-147-3 43010100015 UPPER
PY1020001-10 OPTION UNIT,2

符号	日本語名称	英語名称	備考
58	サポ-トASSY	SUPPORT ASSY	北陸電工向け シ- プ 後端金具一式 (閉閉器支持工法用)
59	ランプ	LAMP	12V60W, シカ- ライター- プ ラク- ツキ
60	マウントASSY (ランプ)	MOUNT ASSY	NTT・TE (四国) 向け ハ- ケット用ランプ サポ- ト
61	ホ- ンプ, グ- リース	PUMP, GREASE	
62	ツールASSY	TOOL ASSY	
63	レンチ, オフセット	WRENCH, OFFSET	10X13
64	ウエツジ	WEDGE	黄色歯止め
65	ブ- ロック, ウツト	BLOCK, WOOD	木製盤木
66	ブ- ロック, ウツト	BLOCK, WOOD	関西電力向け 木製盤木 t150
68	ウツト- プ- ロック	WOOD BLOCK	関西電力向け 扇着式木製盤木
69	ア-スASSY	EARTH ASSY	ア-ス棒、ケーブ- ル付
70	ケーブ- ルASSY	CABLE ASSY	北海道電力向け 充電用10mケーブ- ル
71	シ- プ ASSY	JIB ASSY	一体型先端FRPサポ- ト (色: グ- レー) アイチ対応絶縁シ- プ (色: グ- レー)
72	ホ- ツクス	BOX	タ- ンハ- ト製造工具箱
73	ステップ ASSY (キャブ- 昇降用)	STEP ASSY	いすゞKR用ステップ
74	ランプ ASSY	LAMP ASSY	北陸電工向け 回転灯、保護カバー付
75	ア-スASSY	EARTH ASSY	移動式ア-スリール
76	カバー ASSY	COVER ASSY	きんでん向け アプリ布カバー
87	カバー ASSY	COVER ASSY	AT-146-3 札幌電工用 ハ- ケット操作部カバー- 対応布カバー
89	ア-ムASSY	ARM ASSY	AT-145-2用荷込みFRPシ- プ用 碇子付ホルタ-, ホツトステイツク付
92	ハ- ツテリASSY	BATTERY ASSY	上部ハ- ツテリ Panasonic
95	ケーブ- ルASSY	CABLE ASSY	ハ- プ 日立工業製インハ- タユニット プ- ログ- ラム管換用PC接軸ケーブ- ル
96	アクセサリ	ACCESSORIES	ハ- ケットインナー中敷
97	ウエツジ	WEDGE	歯止め (黒色)
98	ブ- ロック, ラバ-	BLOCK, RUBBER	コ- ム製盤木 シ- ヤステイン (K355X t50)
99	ア-ムASSY	ARM ASSY	丸電工用 アイチ製板支持用板ア-ム&四面ローラ
101	ベ- ルト	BELT	キャブ- 乗込み用ベ- ルト (FLJ対応)
102	サポ- ト	SUPPORT	7度角度計 (島商事) 取付サポ- ト (日野・いすゞ車用) 積込み部品
103	シ- プ ASSY	JIB ASSY	北陸電力 配電ロボット I型サブア-ム用FRPジブ

適用製造番号によっては取り付けがないものもあります。

MACHINES OF SOME SERIAL NO. ARE NOT EQUIPPED WITH THESE PARTS.

AT-147-3 43010100015 UPPER

Pos No.	Parts No	Parts Name	Qty	Unit	Technical Data	Serial No (Start)	Serial No (End)
1	42471070000	CLAMP HEAD (O.D.K 10TON ELECTRIC)	1				

AT-147-3 43010100015 UPPER

Pos No.	Parts No	Parts Name	Qty	Unit	Technical Data	Serial No (Start)	Serial No (E
1	42470367510	HOOK	1				
2	42470367520	CYLINDER	1				
3	42470367530	HOLDER (DIES)	1				
4	42470367540	STEM	1				
5	42470367550	SPRING (RETURN)	1				
6	42470367560	SEAT,SPRING	1				
7	42470367570	RING,STOP	1				
8	80720103006	PIN,SPRING	1		3X6		
9	91001104000	O-RING	1		1A P40		
10	42470367580	RING (B)	1				
12	42470367590	NOTCH	1				
13	42470367600	PIECE (B)	1				
14	42470367610	PIN (SCREW)	1				
15	42470367620	SPRING ASSY	1				
16	42470367630	PIECE (AL)	1				
17	42470367640	SPRING	1				
18	42470367650	KNOB	1				
19	80720102012	PIN,SPRING	1		2X12		
20	80720103008	PIN,SPRING	1		3X8		
21	42470367660	GUIDE	1				
22	90131505008	BOLT,HEXAGON SOCKET	1		M5X8		
23	90304110501	WASHER (LOCK)	1		5		
24	42470367670	SCRAPER	1				
25	42470367680	SPACER	1				
26	42470367690	BOLT,HEXAGON SOCKET	1				
27	42470367700	NIPPLE	1				
28	42470367710	JOINT,SELF SEALING (WITH CAP)	1				
29	42470367720	GRIP	1				
30	42470367730	PLATE,NAME	1				
31	42470367740	COVER (SAFETY)	1				
50	42470365000	CLAMP HEAD (SANWA,12TON,TITANIUM)	1				

AT-147-3 43010100015 UPPER

Pos No.	Parts No	Parts Name	Qty	Unit	Technical Data	Serial No (Start)	Serial No (End)
1	42472790000	ROPE (SAFETY,YELLOW:TD-TYPE)	1				

AT-147-3 43010100015 UPPER

Pos No.	Parts No	Parts Name	Qty	Unit	Technical Data	Serial No (Start)	Serial No (End)	Remarks	Pages
1	42476801100	PLATE,SLIDE	4						

AT-147-3 43010100015 UPPER

Pos No.	Parts No	Parts Name	Qty	Unit	Technical Data	Serial No (Start)	Serial No (End)	Remarks	Pages
1	42470121000	ARM ASSY	1						
2	42471231000	HOLDER	3						
3	42470123000	CLAMP ASSY	1						
5	42476851000	SUPPORT	1						
6	90101216130	BOLT	1		M16X130				
7	90303071601	WASHER,PLAIN	2		16				
8	90201201600	NUT	2		M16				
9	42220011200	SUPPORT	1						
31	42470121100	ARM	1						
32	42470121200	CAP	2						

AT-147-3 43010100015 UPPER

Pos No.	Parts No	Parts Name	Qty	Unit	Technical Data	Serial No (Start)	Serial No (End)	Remarks	Pages
1	(*****)	BOOSTER	1						000413
2	(*****)	ELEC.ASSY	1						000227
3	(*****)	PIPING,BOOSTER	1						000431

AT-147-3 43010100015 UPPER

Pos No.	Parts No	Parts Name	Qty	Unit	Technical Data	Serial No (Start)	Serial No (E
1	42505341010	CASE (LOWER)	1				
2	42736602030	CASE (UPPER)	1				
3	90131506008	BOLT,HEXAGON SOCKET	12		M6X8		
4	90303070601	WASHER,PLAIN	12		6		
5	90101208016	BOLT	4		M8X16		
6	90302040801	WASHER,SPRING	4		8		
8	80456240600	JOINT,SELF SEALING (WITH DUST CAP)	1				
9	80306030040	JOINT,NIPPLE	1		3/8		
10	42470400100	JOINT,SELF SEALING (WITH CAP)	1				
11	42643594510	HOSE,VINYL	1		4X6X150		
12	42473440020	JOINT	1				
13	42643594520	SUPPORT	1				
14	90131506012	BOLT,HEXAGON SOCKET	4		M6X12		
15	90302040601	WASHER,SPRING	4		6		
16	42732451530	PLUG SOCKET (METAL)	1				
17	82100001655	CAP	1				
18	42732451540	SWITCH ASSY	1				
20	42505341020	FUSE ASSY	1				
21	82100001409	CONNECTOR (SEAL)	1				
22	42505341030	CORD ASSY	1				
23	80172403006	SCREW,MACHINE	3		M3X6		
24	80171203006	SCREW,MACHINE	1				
25	42643594530	SUPPORT	1				
26	42643594540	RELAY ASSY	1				
27	42643594550	SHAFT	1				
28	42643594560	HOSE,VINYL	1		6X8X700		
29	42643594570	HOSE,VINYL	1		4X6X20		
30	42643594580	FASTENER	4				
31	42736602010	JOINT	2				
32	42647202030	CORD ASSY	3				
33	42647202040	CORD ASSY	1				
34	82100002596	RELAY	2				
35	42505341040	CORD ASSY	1				
36	42505341050	CORD ASSY	1				
51	42471437520	CAP	1				
61	42470407570	CAP	1				
102	36645930000	VALVE,SOLENOID	1				
104	42505344000	BOOSTER	1				
500	42505341000	BOOSTER	1				

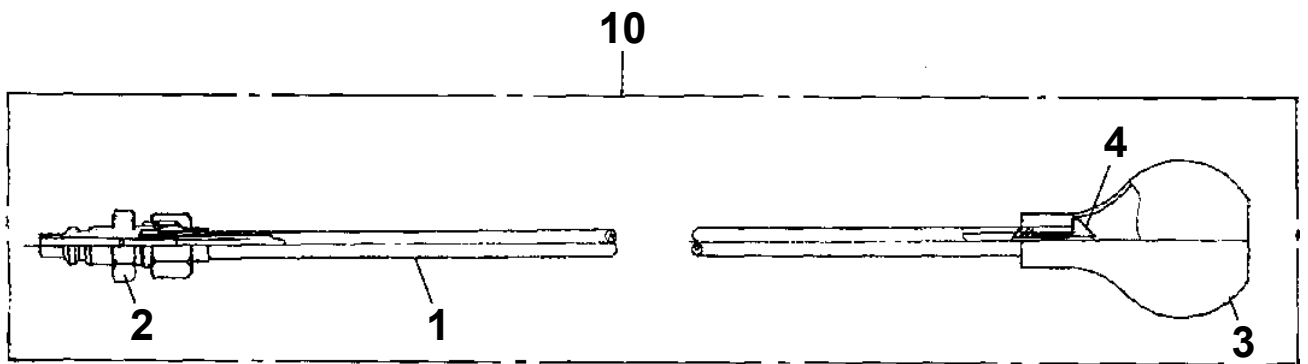
AT-147-3 43010100015 UPPER

Pos No.	Parts No	Parts Name	Qty	Unit	Technical Data	Serial No (Start)	Serial No (End)	Remarks	Pages
1	(*****)	BOOSTER	1						000413
2	(*****)	ELEC.ASSY	1						000230
3	(*****)	PIPING,BOOSTER	1						000430

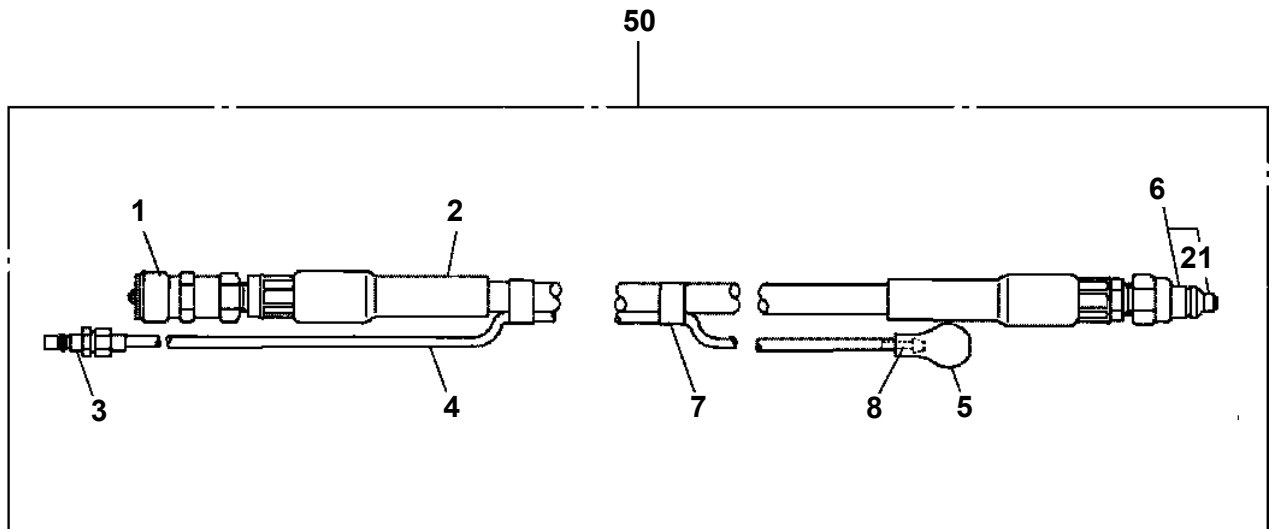
AT-147-3 43010100015 UPPER

Pos No.	Parts No	Parts Name	Qty	Unit	Technical Data	Serial No (Start)	Serial No (E
1	82400000422	FASTENER	2				
2	80456240600	JOINT,SELF SEALING (WITH DUST CAP)	1				
3	42310040050	ROPE (TETORON)	1	M			
4	82100001735	SLEEVE	2				
5	91810130230	FASTENER	1				
6	37000925920	JOINT	1				
7	36631120050	NUT	1		M20		
8	42478162100	JOINT	1				
9	37002459180	HOSE	1		L=565		
10	37000928400	JOINT	1				
11	37002461530	HOSE	1		L=540		
21	42471437520	CAP	1				

**AT-147-3 43010100015 UPPER
PY1590005-01 HOSE,BOOSTER (SMALL,WITH AIR BALLOON)**

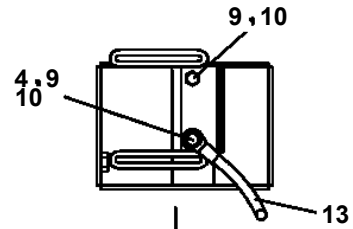
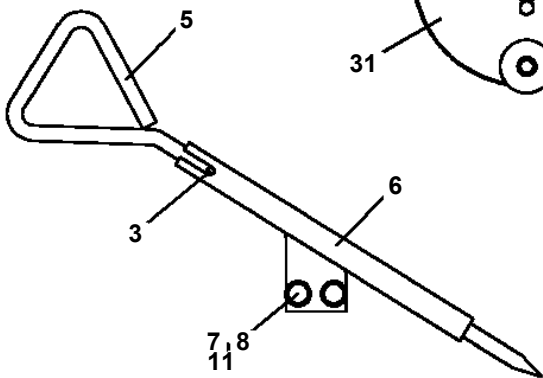
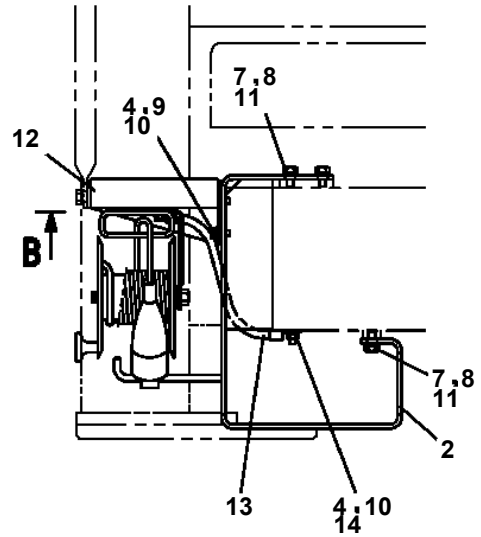
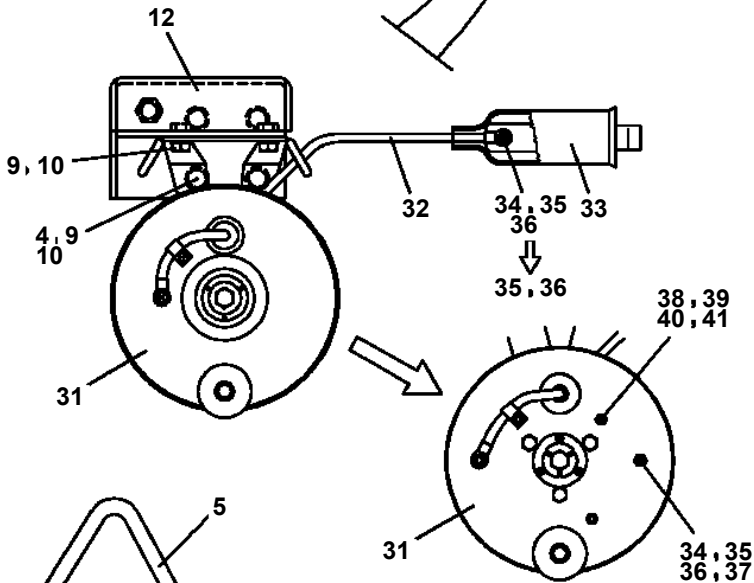
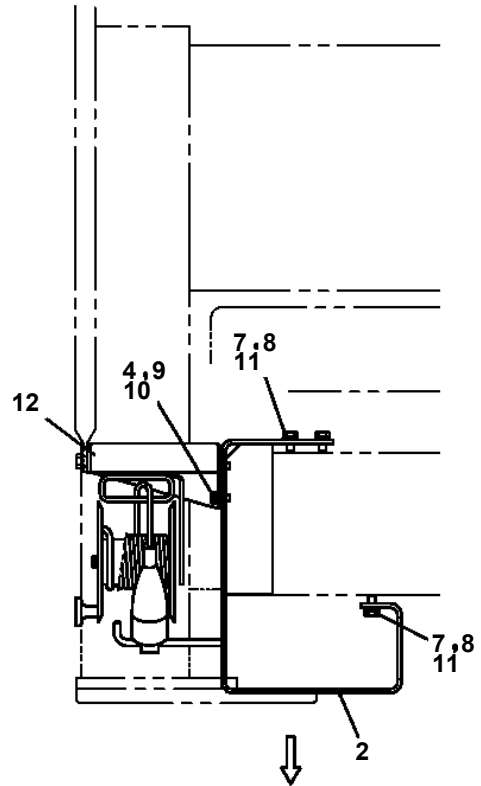
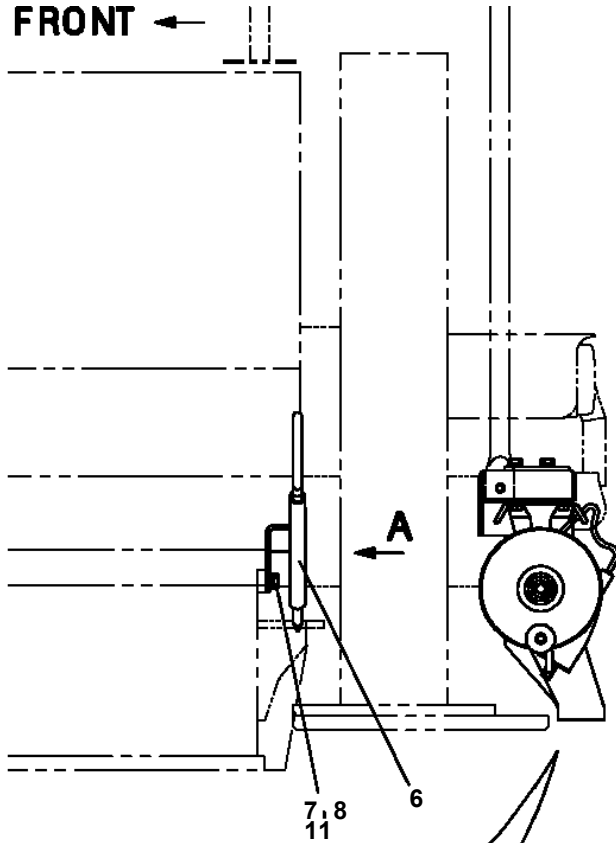


**AT-147-3 43010100015 UPPER
PY1590012-00 HOSE,BOOSTER (WITH AIR BALLOON,5M)**



**AT-147-3 43010100015 UPPER
PY1650115-04 EARTHING DEVICE**

FRONT ←



FRONT

B

A

CLICK HERE TO **DOWNLOAD** THE COMPLETE MANUAL

- Thank you very much for reading the preview of the manual.
- You can download the complete manual from: www.heydownloads.com by clicking the link below



- Please note: If there is no response to CLICKING the link, please download this PDF first and then click on it.

CLICK HERE TO **DOWNLOAD** THE COMPLETE MANUAL