



MANITOU NORTH AMERICA, INC.

6401 IMPERIAL DRIVE
Waco, TX 76712-6803

NOTE: *Manitou Forklift Manuals are continually updated and subject to change without prior notice. If your Forklift Model or parts are not found in this manual, please contact your dealer or the Manitou North America Parts Department for the latest information and parts availability.*

**K-D HAWK
30-2/4 H**

**HYDROSTATIC & 4-SPEED
TRANSMISSIONS
- TIER II ENGINE -**

PARTS MANUAL

S/N: 752093 & above (including 751211)

For Parts Orders contact your Manitou North America Dealer or call:
Manitou North America, Parts Dept. 800-425-3727 or (254) 799-0232
Parts Dept. Fax: (254) 867-6504 Website: www.manitou-na.com

CLICK HERE TO **DOWNLOAD** THE COMPLETE MANUAL

- Thank you very much for reading the preview of the manual.
- You can download the complete manual from: www.heydownloads.com by clicking the link below



- Please note: If there is no response to **CLICKING** the link, please download this PDF first and then click on it.

CLICK HERE TO **DOWNLOAD** THE COMPLETE MANUAL

6 AA 374

16.00

6 AA 369

17.00

6 BA 215

18.00

6 BA 54

19.00

6 BB 156

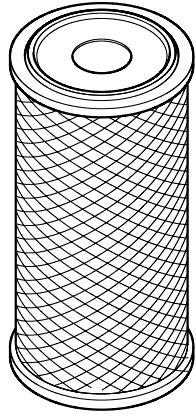
20.00

6 BB 158


21.00

7 AA 61

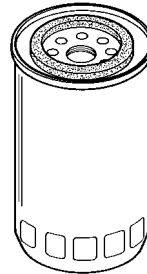
22.00




Air filter cartridge
803655 NELSON - Steel Canister



Safety air filter cartridge
803654 NELSON



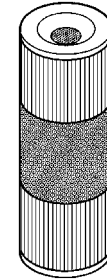
476954
Engine oil filter
Cat or Perkins



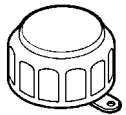
Cat or Perkins
Engine fuel filter
605013



561749
Transmission oil filter
(4-speed transmission)



221174 (4-speed)
Hydraulic return oil filter
602096 (Hydrostatic)
Hydraulic return oil filter



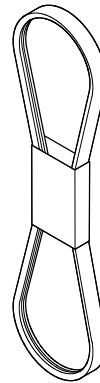
425501
Filter cap for
hydraulic oil tank



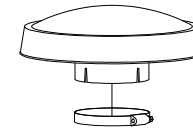
B169
Fuel cap for
diesel fuel tank



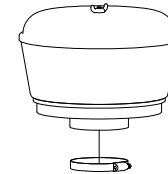
424764
Suction strainer
(inside hydraulic oil tank)



702494
Fan belt, alternator



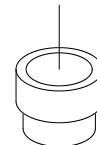
508565
Rain Cap Pre-filter
& clamp
470680 clamp



803071
Air Intake Pre-filter
B2236-15 clamp



813120
Turbo II Engine
pre-filter & clamp



806827
Turbo II Engine
pre-filter adapter kit

			QUANTITY / MODEL										4 AB 151							
1/1 K-D HAWK HYDROSTATIC (TRANS) SYSTEM ASSEMBLY 2 OF 2																				
ITEM	PART NO.	DESCRIPTION										30-4 H	40-4 H							
												30-2 H	40-2 H							
13	42231	Washer, lock										8	8							
22	42232	Washer, lock										8	8							
23	168351	Bolt										8	8							
31	803886	Check valve, 3 bar										1	1							
37	803611	O-ring -16										2	2							
38	803566	Split flange -12										4	4							
39	803570	Split flange -16										4	4							
40	803585	O-ring -12										2	2							
45	208701	Hydrostatic motor										1	1							
46	234267	Adapter										2	2							
47	802903	Pump, hydrostatic										1	1							
48	524789	Adapter										1	1							
49	806955	Connector, modified										2	2							
50	803270	Connector										1	1							
51	208561	Fitting										4	4							
52	R19829-1	Tee, swivel run										1	1							
53	803026	Connector										1	1							
55	29475	Bolt										8	8							
56	R19452	Elbow										1	1							
74	804128	Plug										1	1							
75	804130	Plugged, tapped										1	1							
76	420431	Breather valve										1	1							
77	564073	O-ring										1	1							
78	801992	Gearbox assembly, 6 & 8 K										1	1							

			QUANTITY / MODEL								6 BA 54				
1/1 <i>K-D HAWK</i> PARKING BRAKE LEVER ASSEMBLY			30-4	40-4				30-4 H	40-4 H						
ITEM	PART NO.	DESCRIPTION	30-2	40-2				30-2 H	40-2 H						
1	225199	Handbrake, complete	1	1				1	1						
2	563550	Handle	1	1				1	1						
3	563551	Button	1	1				1	1						
4	49370	Spring	2	2				2	2						
5	49369	Ball	2	2				2	2						
6	563552	Button	1	1				1	1						
7	563553	Cap	1	1				1	1						
8	49330	Spacer	3	3				3	3						
9	563447	Axle	1	1				1	1						
10	563448	Washer	2	2				2	2						
11	563449	Pin	2	2				2	2						

			QUANTITY / MODEL								7 AA 63			
1/2			K-D HAWK STEER AXLE, 2WD											
ITEM	PART NO.	DESCRIPTION	30-2	40-2				30-2 H	40-2 H					
	805691	Steer axle assembly, complete	1	1				1	1					
1	169437	Joint, Seal	2	2				2	2					
2	200316	Cylinder Assembly, Steering	1	1				1	1					
3	200317	Centering Bushing	2	2				2	2					
4	203524	Stop, Bolt	2	2				2	2					
5	229433	Rod Asy. Coupling	2	2				2	2					
6	421116	Nut, Steer Lug	16	16				16	16					
7	421318	Hub Assembly	2	2				2	2					
8	421520	Bearing, Thrust	2	2				2	2					
9	42322	Washer, Lock M-16	4	4				4	4					
10	42325	Washer, Lock M-8	8	8				8	8					
11	425137	Nut	2	2				2	2					
12	425674	Cover, King Pin	4	4				4	4					
13	426041	Bushing	4	4				4	4					
14	426042	Pin, King	2	2				2	2					
15	426131	Shim, 0.0149 in.	4	4				4	4					
16	448930	Bolt	4	4				4	4					
17	58574	Nut	2	2				2	2					
18	61308	Bolt	4	4				4	4					
19	61683	Washer, Flat M20	6	8				8	8					
20	63754	Bolt	8	8				8	8					
21	803285	Adapter, Swivel	2	2				2	2					
22	803920	Spindle Arm, L/H	1	1				1	1					
23	803922	Spindle Arm, R/H	1	1				1	1					
24	805688	Washer, Felt	2	2				2	2					
25	805689	Plate, Cover	2	2				2	2					
26	805690	Ring	2	2				2	2					
27	805693	Bearing	2	2				2	2					
28	805694	Steer Axle Assembly	1	1				1	1					

			QUANTITY / MODEL								8 AA 503			
1/2			K-D HAWK WINDSHIELD AND WIPER KIT											
ITEM	PART NO.	DESCRIPTION	30-2	40-2				30-4 H	40-4 H					
1	491718	Motor, Wiper	2	2				2	2					
2	803208	Wiper Arm	2	2				2	2					
3	803209	Wiper Blade	2	2				2	2					
4	58531	Bolt, M8	2	2				2	2					
5	803168	Motor, Wiper	1	1				1	1					
6	803169	Wiper Arm	1	1				1	1					
7	803202	Wiper Blade	1	1				1	1					
8	61674	Washer, M8	4	4				4	4					
9	58528	Nut	2	2				2	2					
10	807170	Switch	1	1				1	1					
11	805904	Switch	2	2				2	2					
12	805887	Circuit Breaker 20 A	1	1				1	1					
13	805902	Harness, Wiper	1	1				1	1					
14	804024	Spacer	2	2				2	2					
15	804025	Spacer	2	2				2	2					
16	805905	Wire Assembly, Jumper	1	1				1	1					
17	805937	Bracket	1	1				1	1					
18	805936	Washer Bottle	1	1				1	1					
19	29469	Washer, M6	4	4				4	4					
21	42316	Washer, M6	4	4				4	4					
22	25714	Nut, M6	4	4				4	4					
23	168343	Bolt, M6	4	4				4	4					
24	805938	Bulkhead Fitting	1	1				1	1					
25	805939	Hose	1	1				1	1					
26	806341	Boot, Breaker	1	1				1	1					

			QUANTITY / MODEL								9 AA 323				
1/1 K-D HAWK ENGINE COVER AND COUNTERWEIGHT COVER			30-4	40-4				30-4 H	40-4 H						
ITEM	PART NO.	DESCRIPTION	30-2	40-2				30-2 H	40-2 H						
1	802769	Cover, counterweight	1	1				1	1						
2	802884	Screen	1	1				1	1						
3	802944	Receptacle, large	4	4				4	4						
4	B254-2	Rivet	8	8				8	8						
5	802943	Retainer, push-on	4	4				4	4						
6	802945	Washer, cupped nylon	4	4				4	4						
7	802946	Spring, stud ejector	4	4				4	4						
8	802942	Stud, wing head recess	4	4				4	4						
10	63546	Bolt	3	3				3	3						
11	44026	Washer	3	3				3	3						

			QUANTITY / MODEL								10 AE 763						
1/3 K-D HAWK HYDRAULIC SYSTEM, PUMP AND CONTROLS			30-4	40-4					30-4 H	40-4 H							
ITEM	PART NO.	DESCRIPTION	30-2	40-2					30-2 H	40-2 H							
1	63547	Bolt	2	2					2	2							
2	209131	Valve assembly, 4 spool	1	1					1	1							
3	801851	Lever, valve	4	4					4	4							
4	58548	Nut	4	4					4	4							
5	192093	Adapter	1	1					1	1							
6	29437	Washer, flat	7	7					7	7							
7	42232	Washer, lock	7	7					7	7							
8	58538	Bolt	2	2					2	2							
9	58536	Bolt	1	1					1	1							
10	56354	Nut	3	3					3	3							
11	803025	Hose assembly	2	2					2	2							
12	803035	Hose assembly	1	1					1	1							
13	803034	Hose assembly	1	1					1	1							
14*	249256	Pump, hydraulic	1	1					1	1							
15	42325	Washer, lock	4	4					4	4							
16	63754	Bolt	4	4					4	4							
17	61545	Bolt	1	1					1	1							
18	73191	Screw	1	1					1	1							
19	496830	Flange kit	1	1					1	1							
20	177274	Clamp, hose	2	2					2	2							
21	803031	Adapter	2	2					2	2							
22	803032	Adapter	1	1					1	1							
23	803037	Hose assembly	1	1					1	1							
24	803036	Hose assembly	1	1					1	1							
25	496829	Flange	1	1					1	1							
26	802367	Hose, suction	1	1					1	1							

* If replacing pump, also replace the Load Sensing Hose, see 10BA301, Item 82.

CLICK HERE TO **DOWNLOAD** THE COMPLETE MANUAL

- Thank you very much for reading the preview of the manual.
- You can download the complete manual from: www.heydownloads.com by clicking the link below



- Please note: If there is no response to **CLICKING** the link, please download this PDF first and then click on it.

CLICK HERE TO **DOWNLOAD** THE COMPLETE MANUAL

			QUANTITY / MODEL								10 BA 301			
1/1			K-D HAWK STEERING HYDRAULICS											
ITEM	PART NO.	DESCRIPTION	30-2	40-2				30-4 H	40-4 H					
66	197335	Steering valve	1	1				1	1					
67	207785	Spacer	1	1				1	1					
68	207784	Hollow Screw	1	1				1	1					
69	479275	Copper Seal	1	1				1	1					
70	803188	Connector	4	4				4	4					
71	R19872-6	Cap	1	1				1	1					
72	803193	Elbow	1	1				1	1					
73*	803184	Connector	1	1				1	1					
74	803177	Connector	1	1				1	1					
75	803187	Hose Assembly - 'L'/'R' ORBIT TO CYLINDER	2	2				2	2					
76	803194	Hose Assembly - 'LS' ORBITAL - TEE	1	1				1	1					
77*	803192	Hose Assembly - 'LS' PUMP TO TEE	1	1				1	1					
78	803189	Hose Assembly - 'T' ORBITAL TO TANK	1	1				1	1					
79	803191	Hose Assembly - 'P' PUMP TO TEE	1	1				1	1					
80	803190	Hose Assembly - 'P' ORBITAL TO TEE	1	1				1	1					
81	24525	Sleeve, Nylon x 15 ft.	1	1				1	1					
82*	806709	Hose Assembly - 'LS' PUMP TO TEE	1	1				1	1					
		<p>* Use Item 77 Hose & Item 73 Conn. with Hydraulic Pump 244726 (Pump has Female Connection for Load Sensing). Use Item 82 Hose with replacement Hydraulic Pump 249256 (Pump has Male Connection for Load Sensing).</p>												

			QUANTITY / MODEL								11 CD 132				
1/1			K-D HAWK ENGINE SHUTDOWN KIT												
ITEM	PART NO.	DESCRIPTION	30-2	40-2				30-2 H	40-2 H						
1	806343	Engine shut down switch, magnetic	1	1				1	1						
2	806344	Harness assembly	1	1				1	1						
3	806347	Gauge assembly, water	1	1				1	1						
4	806348	Gauge assembly, oil	1	1				1	1						

48.00

			QUANTITY / MODEL								AP 1557			
1/1			K-D HAWK ENGINE, ROCKER ARMS											
ITEM	PART NO.	DESCRIPTION	30-2	40-2				30-2 H	40-2 H					
1	604930	Rocker assembly, complete	1	1				1	1					
2	604931	Shaft	1	1				1	1					
3	604932	Plug	2	2				2	2					
4	604935	Rocker, exhaust	4	4				4	4					
5	133641	Nut	1	1				1	1					
6	133658	Screw	1	1				1	1					
7	604934	Spring	3	3				3	3					
8	604933	Rocker lever, intake	4	4				4	4					
9	133641	Nut	1	1				1	1					
10	133658	Screw	1	1				1	1					
11	604936	Circlip	2	2				2	2					
12	604937	Washer	2	2				2	2					
13	604938	Screw	1	1				1	1					
14	604939	Screw	3	3				3	3					
15	133793	Rod	8	8				8	8					
16	133792	Valve tappet	8	8				8	8					

			QUANTITY / MODEL								AP 1561				
			30-4	40-4				30-4 H	40-4 H						
1/1	K-D HAWK ENGINE, OIL FILTER BRACKET														
ITEM	PART NO.	DESCRIPTION	30-2	40-2				30-2 H	40-2 H						
5	604972	Filter head	1	1				1	1						
6	550507	Connection	1	1				1	1						
7	604973	Gasket	1	1				1	1						
8	474005	Screw	4	4				4	4						
9	604974	Plug	1	1				1	1						
10	604975	O-ring	1	1				1	1						
11	604976	Plug	1	1				1	1						
12	604977	O-ring	1	1				1	1						
13	476954	Oil filter	1	1				1	1						

60.00

			QUANTITY / MODEL								AP 1566				
			30-4	40-4				30-4 H	40-4 H						
1/1 <i>K-D HAWK</i> ENGINE, FLYWHEEL HOUSING															
ITEM	PART NO.	DESCRIPTION	30-2	40-2				30-2 H	40-2 H						
1	562567	Flywheel housing	1	1				1	1						
2	473973	Plug	1	1				1	1						
3	473975	Screw	2	2				2	2						
4	473958	Screw	6	6				6	6						
5	473976	Screw	3	3				3	3						
6	473971	Sludge door	1	1				1	1						
7	473972	Screw	2	2				2	2						
8	107702	Cover	1	1				1	1						
9	138135	Pin	2	2				2	2						
10	601828	Plug	1	1				1	1						
12	473299	Screw	6	6				6	6						
13	473303	Washer	6	6				6	6						
14	473977	Flywheel	1	1				1	1						
15	138200	Gear	1	1				1	1						
16	601829	Plug	1	1				1	1						

			QUANTITY / MODEL								AX 1852				
			30-4	40-4				30-4 H	40-4 H						
ITEM	PART NO.	DESCRIPTION	30-2	40-2				30-2 H	40-2 H						
1/1	K-D HAWK DRIVE AXLE, FRONT														
1	804065	Drive axle, front	1	1				1	1						

69.00

			QUANTITY / MODEL								AX 1415			
1/1 K-D HAWK DRIVE AXLE, FRONT, DISC BRAKES			30-4	40-4					30-4 H	40-4 H				
ITEM	PART NO.	DESCRIPTION	30-2	40-2					30-2 H	40-2 H				
1	562547	Lever, LH	1	1					1	1				
2	106010	Bleeder screw	2	2					2	2				
3	107796	Plug	2	2					2	2				
4	562548	Screw	6	6					6	6				
5	475059	O-ring	2	2					2	2				
6	602218	Reduction bushing	2	2					2	2				
7	562550	Needle valve	2	2					2	2				
8	133088	Nut	2	2					2	2				
12	133199	Screw	2	2					2	2				
13	562525	Intermediate disc	10	10					10	10				
14	564234	Adjusting screw	6	6					6	6				
15	602296	Spring	6	6					6	6				
16	563905	Piston	1	1					1	1				
17	562521	Anti-extrusion seal	2	2					2	2				
18	562522	O-ring	2	2					2	2				
19	107751	Centering pin	2	2					2	2				
20	562554	Lever, RH	1	1					1	1				
21	562520	Spring	6	6					6	6				
22	107286	Needle valve	4	4					4	4				
23	562523	Anti-extrusion seal	2	2					2	2				
24	562524	O-ring	2	2					2	2				
25	562516	Brake disc	8	8					8	8				
26	563906	Piston	1	1					1	1				
36	600582	Piston kit	1	1					1	1				
37	600558	Piston kit	1	1					1	1				
38	602007	O-ring	2	2					2	2				
41	604253	Lever	2	2					2	2				
42	106567	Spacer	2	2					2	2				

			QUANTITY / MODEL								AX 1865			
1/3			K-D HAWK STEER AXLE REDUCTION GEAR, 4WD											
ITEM	PART NO.	DESCRIPTION	30-4	40-4				30-4 H	40-4 H					
1	133090	Nut	2	2				2	2					
2	562750	Screw	2	2				2	2					
3	603649	Lateral axle case	2	2				2	2					
4	562489	Bolt (STEER AXLE 247289)	28	28										
4	702138	Bolt (STEER AXLE 804064)						28	28					
5	562490	Washer	32	32				32	32					
6	563903	Flange	2	2				2	2					
7	108100	Seal	2	2				2	2					
8	105101	Bearing	2	2				2	2					
9	105424	Circlips	2	2				2	2					
10	562752	O-ring	2	2				2	2					
11	603650	Axle, Cardan	2	2				2	2					
12	477847	Bushing	2	2				2	2					
13	603651	Bushing	2	2				2	2					
14	562475	Screw	20	20				20	20					
15	600559	Cover	2	2				2	2					
16	107796	Plug	4	4				4	4					
17	133103	Greaser	4	4				4	4					
18	564903	Pivot pin	2	2				2	2					
19	564898	Pivot pin	2	2				2	2					
20	562499	Seal	4	4				4	4					
21	562500	Bushing	2	2				2	2					
22	603652	LH steering case (STEER AXLE 247289)	1	1										
22	496428	LH steering case (STEER AXLE 804064)						1	1					
23	603653	Seal	2	2				2	2					
25	603639	Magnetic plug	2	2				2	2					
26	603638	Plug	4	4				4	4					
27	603654	RH steering case (STEER AXLE 247289)	1	1										
27	496429	RH steering case (STEER AXLE 804064)						1	1					

			QUANTITY / MODEL								BC 153									
1/2 K-D HAWK TRANSMISSION, HYDROSTATIC PUMP																				
ITEM	PART NO.	DESCRIPTION								30-4 H	40-4 H									
										30-2 H	40-2 H									
1	802903	Hydrostatic pump, complete								1	1									
2	603534	Seal kit								1	1									
3	552629	Valve								1	1									
4	201149	O-ring								1	1									
7	602061	Boost pump								1	1									
8	601589	Friction lining								1	1									
9	201198	Seal								1	1									
10	458502	Control valve								1	1									
11	401831	O-ring								1	1									
12	409248	Nut								1	1									
13	601590	Relief valve								1	1									
14	601594	O-ring								1	1									
15	552634	Circlips								1	1									
16	602062	Seal								1	1									
17	601593	Positioning piston								1	1									
18	601597	Seal kit								1	1									
19	602063	Valve bank								1	1									
20	58112	Connection test								1	1									
21	58113	Connection test								1	1									
22	602064	Solenoid								2	2									
23	201198	Seal								1	1									
24	474783	O-ring								1	1									
25	552622	Bushing								1	1									
26	201199	O-ring								1	1									
28	600525	Key								1	1									

81.00

			QUANTITY / MODEL										BP 182					
			30-4	40-4														
ITEM	PART NO.	DESCRIPTION																
1	K-D HAWK TRANSMISSION, 4-SPEED, 4WD, EXTERNAL COMPONENTS																	
1	561757	Transmission housing	1	1														
2	561758	Transmission rear case	1	1														
3	550705	Plug	13	13														
4	109657	O-ring	13	13														
5	561759	Screw	4	4														
6	109703	Stud bolt	2	2														
7	109727	Screw	13	13														
8	561833	O-ring	4	4														
9	561825	Pipe	1	1														
10	561824	Nut	2	2														
11	561826	Bushing	2	2														
12	561835	Plug	1	1														
13	109657	O-ring	1	1														
14	473366	Drain plug	1	1														
15	147915	O-ring	1	1														
16	109705	Air breather	1	1														
17	705009	Oil pressure switch	1	1														
19	561829	Screw	4	4														
20	561831	Solenoid	1	1														
21	561837	Filter housing	1	1														
22	109646	Gasket	1	1														
23	109658	Connection	1	1														
24	561749	Oil filter	1	1														
25	109728	Screw	2	2														
26	561836	Ball	1	1														
27	561765	Spring	1	1														
28	561827	O-ring	1	1														

87.00

CLICK HERE TO **DOWNLOAD** THE COMPLETE MANUAL

- Thank you very much for reading the preview of the manual.
- You can download the complete manual from: www.heydownloads.com by clicking the link below



- Please note: If there is no response to **CLICKING** the link, please download this PDF first and then click on it.

CLICK HERE TO **DOWNLOAD** THE COMPLETE MANUAL