

750J Crawler Dozer Tier 3 (S.N. 141344-)



JOHN DEERE

PARTS CATALOG

750J Crawler Dozer Tier 3 (S.N. 141344-)

PC10043 (Jun-10) English

Worldwide Construction and Forestry Division

Litho In U.S.A. (Revised)
COPYRIGHT © 2010
DEERE & COMPANY
Moline, Illinois
All rights reserved

CLICK HERE TO **DOWNLOAD** THE COMPLETE MANUAL

- Thank you very much for reading the preview of the manual.
- You can download the complete manual from: www.heydownloads.com by clicking the link below



- Please note: If there is no response to CLICKING the link, please download this PDF first and then click on it.

CLICK HERE TO **DOWNLOAD** THE COMPLETE MANUAL

Table of Contents

01 Wheels & Tires & Tracks	
0131 Track Frames.....	34
0132 Drive Sprockets, Chains & Shoes.....	44
0133 Rollers.....	48
0135 Pivot Shaft & Crossbar	56
02 Axles, Differentials & Suspension Systems	
0201 Drive Axle Hsg & Support (Inc. Final Drives)	72
0242 Axle Mounting Parts.....	80
03 Transmission	
0315 Controls	84
0325 Input Drive Shafts	86
0355 Variable Speed Drives	88
0362 Trans. Control Valve	110
0363 Trans. Oil Lines	118
0364 Trans. Filter, Cooler & Aux. Reservoir.....	136
0375 Automatic Control Circuits	138
04 Engine	
0400 Engine 6068HT063.....	144
05 Engine Auxiliary System	
0505 Cold Weather Starting Aids	222
0511 Radiator & Fan Shroud	230
0512 Fan.....	238
0515 Engine Speed Controls.....	240
0521 Air Cleaner & Piping	242
0522 Air Pre-cleaner.....	244
0531 Muffler & Exhaust Pipe	246
0540 Engine Mounting.....	248
0563 Fuel Lines & Fittings	250
0564 Fuel Tank	252
0575 Automatic Control Circuits	256
0578 Sensors.....	258
11 Parking Brakes	
1115 Controls Linkage	260
13 Miscellaneous Vehicle	
1322 Decals & Trademarks	262
1369 Greases, Oils, Fuels & Coolants.....	268
15 Equipment Attaching	
1511 Drawbar	272
16 Vehicle Electrical Systems	
1671 Batteries, Support & Cables	276
1672 Alternator, Regulator & Charging System Wiring.....	278
1673 Vehicle Lighting System.....	284
1674 Wiring Harness And Switches	292
1676 Instruments And Indicators	312
17 Frame Chassis Or Supporting Structure	
1741 Engine Or Main Frame	314
1749 Chassis Weights	320
18 Operator's Station	
1807 Special Noise Control Items	324
1810 Operator Enclosure.....	326
1811 ROPS, FOPS, OPS, Or Body Frame.....	342
1813 Body Sides, Doors, Shields And Glazing.....	350

Alphabetical Index - Continued

Page	Page		
HOSE TO CONTROL VALVE(ALSO WITH WINCH) HYDRAULIC FILTER.....	470	HYDRAULIC CONTROL VALVE TILT SECTION OUTSIDE DOZER OR ALL HYDRAULIC.....	538
HOSE, AIR CLEANER INTAKE.....	242	Hydraulic Control Valve Tilt, Angle or Auxiliary Section.....	538
HOSE, AIR PRE-CLEANER INTAKE.....	244	HYDRAULIC CONTROL VALVE, INTEGRATED GRADE CONTROL (FOURTH FUNCTION).....	522, 524
HOSE, CAB HEATER.....	402	HYDRAULIC CONTROL, SEAL (S/N 150470-).....	332
Hose, Crossbar Remote Lube (LGP) (Power Angle Tilt).....	64, 66	Hydraulic Cooler and Plumbing For Integrated Grade Control.....	236
Hose, Crossbar Remote Lube (LT) (Power Angle Tilt).....	60, 62	Hydraulic Cooler For Winch.....	476
Hose, Crossbar Remote Lube (STD) (Outside Dozer and Power Angle Tilt).....	56, 58	HYDRAULIC COOLER WITH INTEGRATED GRADE CONTROL BRACKETS.....	236
Hose, Crossbar Remote Lube (WT) (Outside Dozer).....	68	HYDRAULIC COOLER, BRACKETS, BYPASS VALVE, HYDRAULIC HOSES/FITTINGS.....	234
HOSE, ENVIRONMENTAL HYDROSTATIC, HYDRAULIC TANK/RESERVOIR DRAIN.....	460	Hydraulic Cooler, Bypass Valve, Brackets, Hoses and Fittings.....	234
HOSE, FAST FUEL, STAINLESS STEEL.....	254	HYDRAULIC COVER PLATE, REAR.....	430
HOSE, FRONT WINDSHIELD WASHER.....	362	Hydraulic Cylinders Complete (All Hydraulic).....	582
HOSE, HYDRAULIC SUCTION.....	450	HYDRAULIC CYLINDER COMPLETE ANGLE (ALL HYDRAULIC).....	582
HOSE, LIFT CYLINDER HYDRAULIC (OUTSIDE DOZER).....	574	HYDRAULIC CYLINDER COMPLETE, LIFT (ALL HYDRAULIC).....	582
HOSE, ROPS/CAB HYDRAULIC TILT.....	338	HYDRAULIC CYLINDER COMPLETE, TILT (ALL HYDRAULIC).....	582
HOT SURFACE LABEL (SN. - 169922).....	230	HYDRAULIC CYLINDER, BLADE TILT (ALL HYDRAULIC).....	584
HOT SURFACE LABEL (SN. 169923 -).....	232	Hydraulic Fan Drive Motor and Hydraulics (Reversing Field Kit).....	482
HOUSING AND COMPONENT PARTS, SINGLE AND DOUBLE FLANGE TRACK ROLLER.....	48	Hydraulic Fan Drive Motor and Hydraulics (Reversing) (- 178462).....	478
HOUSING WORK LIGHTS, CAB FIELD OR OPTIONAL.....	288	Hydraulic Fan Drive Motor and Hydraulics (Reversing) (178463 -).....	480
HOUSING, AIR CONDITIONING (S.N. -150469).....	410	Hydraulic Fan Drive Pump and Plumbing.....	448
Housing, Flywheel.....	148	Hydraulic Filter.....	470
HOUSING, GRILLE.....	426	HYDRAULIC FILTER BRACKET.....	470
HOUSING, HVAC.....	348	HYDRAULIC FILTER BRACKET FOR HYDRAULIC FAN DRIVE.....	472
HOUSING, HYDROSTATIC CHARGE.....	94	Hydraulic Filter For Hydraulic Fan Drive.....	472
HOUSING, HYDROSTATIC PUMP.....	98	HYDRAULIC FILTER HEAD.....	470
HOUSING, INNER FINAL DRIVE.....	76	HYDRAULIC FILTER HEAD FOR HYDRAULIC FAN DRIVE.....	472
HOUSING, OUTER FINAL DRIVE.....	76	HYDRAULIC FILTER HOSE TO CONTROL VALVE (ALSO WITH WINCH).....	470
HOUSING, STANDARD CAB LIGHT LAMP.....	284	HYDRAULIC FLUID SIGHT LABEL.....	262
HOUSING, WORK LAMP.....	286	HYDRAULIC HOSES AND FITTINGS, WINCH CONTROL LEVER, REAR HYDRAULIC COVER.....	490
HOUSING, WORK LIGHT ROPS.....	290	HYDRAULIC HOSES AND FITTINGS, WINCH REAR HYDRAULIC COVER.....	492
HVAC HOUSING.....	348	HYDRAULIC HOSES/FITTINGS, HYDRAULIC COOLER, BRACKETS, BYPASS VALV.....	234
HVAC Module.....	408	HYDRAULIC HOSES, ANGLE (ALL HYDRAULIC).....	560
HYDAULIC/ELECTRONIC CONTROL UNIT WITH INTERGRATED GRADE CONTROL.....	234	HYDRAULIC HOSES, TILT PLUMBING (ALL HYDRAULIC).....	572
HYDRAULICS/PLUMBING, LIFT CYLINDER (OUTSIDE DOZER).....	574	HYDRAULIC HOSES, TILT PLUMBING (OUTSIDE DOZER).....	558
HYDRAULICS/PLUMBING, TILT CYLINDER WITH OUTSIDE DOZER.....	578	HYDRAULIC LIFT CYLINDER, INSIDE PUSHBEAM.....	570
HYDRAULIC AND HYDROSTATIC OIL TANK 10W30 OIL DESIGNATION LABEL.....	262	Hydraulic Motor, Reversing Fan Drive (S.N. -178462).....	478
HYDRAULIC BLADE LIFT HOSES (OUTSIDE DOZER).....	556	Hydraulic Motor, Reversing Fan Drive (S.N. 178463-).....	480
HYDRAULIC BULKHEAD PLATE, REAR.....	430	HYDRAULIC OIL COOLER FIELD KIT, AUXILIARY.....	474
HYDRAULIC COMPONENTS RIPPER.....	594, 596	Hydraulic Oil Temperature Sensor.....	308
HYDRAULIC CONTROL LEVER (PILOT CONTROLS) (ALL HYDRAULIC).....	544	HYDRAULIC PILOT CONTROL PLUMBING AND LABEL FOR CONNECTIONS.....	456, 458
HYDRAULIC CONTROL LEVER (PILOT CONTROLS) (OUTSIDE DOZER).....	542	Hydraulic Pilot Control Plumbing (Outside Dozer).....	458
Hydraulic Control Valve and Fittings (Outside Dozer) (2 Spool).....	526	Hydraulic Pilot Control Plumbing (Power Angle Tilt).....	456
Hydraulic Control Valve and Fittings (Outside Dozer) (3 Spool).....	528	Hydraulic Pressure Hose (Pump To Control Valve) (Optional).....	454
Hydraulic Control Valve and Fittings (Power Angle Tilt) (3 Spool).....	530	Hydraulic Pressure Hose (Pump To Control Valve) (Standard).....	452
Hydraulic Control Valve and Fittings (Power Angle Tilt) (4 Spool).....	532	HYDRAULIC PUMP TO CONTROL VALVE PRESSURE HOSE (OPTIONAL - 100CC PUMP).....	454
HYDRAULIC CONTROL VALVE ANGLE SECTION (ALL HYDRAULIC).....	538	HYDRAULIC PUMP TO CONTROL VALVE PRESSURE (STANDARD - 63CC PUMP).....	452
HYDRAULIC CONTROL VALVE COMPENSATOR, INTEGRATED GRADE CONTROL.....	518, 520	HYDRAULIC PUMP, MAIN (OPTIONAL - 100 CC) (ALSO WITH WINCH).....	446
HYDRAULIC CONTROL VALVE CONVENIENCE ASSEMBLY(2 SPOOL) OUTSIDE DOZER.....	526	HYDRAULIC PUMP, MAIN (STANDARD - 63 CC).....	444
HYDRAULIC CONTROL VALVE CONVENIENCE ASSEMBLY(3 SPOOL) OUTSIDE DOZER.....	528	Hydraulic Reservoir.....	468
HYDRAULIC CONTROL VALVE CONVENIENCE ASSEMBLY(3 SPOOL) PAT DOZER.....	530	HYDRAULIC RESERVOIR COVER PLATE WITH TUBE.....	468
HYDRAULIC CONTROL VALVE CONVENIENCE ASSEMBLY(4 SPOOL) PAT DOZER.....	532	HYDRAULIC RESERVOIR DOOR.....	468
HYDRAULIC CONTROL VALVE FOR INTEGRATED GRADE CONTROL AND COMPONENTS.....	518, 520	HYDRAULIC RESERVOIR DOOR LATCH.....	468
Hydraulic Control Valve Lift Section.....	536	HYDRAULIC RESERVOIR FILLER PLUG.....	468
HYDRAULIC CONTROL VALVE MODULES AND ACTUATORS, INTEGRATED GRADE CONTROL.....	518, 520	HYDRAULIC RESERVOIR SIGHT TUBE.....	468
HYDRAULIC CONTROL VALVE MOUNTING PLATE, INTGRATED GRADE.....	522, 524	HYDRAULIC RESERVOIR TO HYDRAULIC PUMP SUCTION HOSE.....	450
HYDRAULIC CONTROL VALVE PRESSURE SWITCH (2 SPOOL) OUTSIDE DOZER.....	526	HYDRAULIC SIX WAY BLADE LABEL (S/N -150469).....	328
HYDRAULIC CONTROL VALVE PRESSURE SWITCH (3 SPOOL) OUTSIDE DOZER.....	528	HYDRAULIC SUCTION HOSE.....	450
HYDRAULIC CONTROL VALVE PRESSURE SWITCH (3 SPOOL) PAT DOZER.....	530	Hydraulic Suction Hose (Reservoir To Pump).....	450
HYDRAULIC CONTROL VALVE PRESSURE SWITCH (4 SPOOL) PAT DOZER.....	532	HYDRAULIC SUCTION HOSE(HYDRAULIC RESERVOIR TO HYDRAULIC PUMP).....	450
HYDRAULIC CONTROL VALVE SEAL/O-RING KIT, INTEGRATED GRADE CONTROL.....	518, 520	HYDRAULIC TANK.....	468
		HYDRAULIC TILT CYLINDER FOR ROPS/CAB.....	340
		HYDRAULIC TILT CYLINDER, OPERATOR STATION/ CAB/ROPS.....	340
		HYDRAULIC TILT FOR ROPS/CAB.....	338
		HYDRAULIC TILT, OPERATOR STATION/ CAB/ROPS.....	338
		Hydraulic Valve Diagnostic Hoses.....	462
		HYDRAULIC VALVE DIAGNOSTIC HOSES AND LABEL.....	462
		HYDRAULIC 6-WAY BLADE LABEL.....	326
		HYDRAULIC/PLUMBING WITH OUTSIDE DOZER TILT CYLINDER HOSES.....	578

Alphabetical Index - Continued

	Page		Page
TILT, OPERATOR STATION/CAB/ROPS HYDRAULIC	338	VALVES, MULTI-FUNCTION HYDROSTATIC FRONT AND REAR	
TILT, ROPS/CAB HYDRAULIC	338	PUMP HIGH PRESSURE	92
Timing Gear Cover	184	VALVE ANGLE SECTION, CONTROL (ALL HYDRAULIC)	538
TOOLBOX COMPRESSION LATCH (REAR STORAGE		VALVE AUXILIARY SECTION CONTROL (ALL HYDRAULIC)	
COMPARTMENT)	440	(OUTSIDE DOZER)	538
TOOLBOX CYLINDER (REAR STORAGE COMPARTMENT)	440	VALVE CAB HEATER PLUMBING, DRAIN	402
TOOLBOX HINGE (REAR STORAGE COMPARTMENT)	440	VALVE COMPENSATOR, INTEGRATED GRADE CONTROL	
TOOLBOX, (REAR STORAGE COMPARTMENT)	440	HYDRAULIC CONTROL	518, 520
TOOL CARRIER FRAME RIPPER	594, 596	VALVE CONTROL VALVE LOAD SENSE PLUMBING,	
TOOTH, RIPPER SHANK	594, 596	INTEGRATED	466
TOP PLATE, AIR SUSPENSION SEAT	386	VALVE CONVENIENCE ASSEMBLY(2 SPOOL) OUTSIDE DOZER	
TORQUE TORSIONAL COUPLING CONNECTOR	86	HYDRAULIC CONTROL	526
TRACK ADJUSTER PISTON/YOKE	52	VALVE CONVENIENCE ASSEMBLY(3 SPOOL) OUTSIDE DOZER	
TRACK ADJUSTER RELIEF OR CHECK VALVE	52	HYDRAULIC CONTROL	528
TRACK ADJUSTER SPRING	52	VALVE CONVENIENCE ASSEMBLY(3 SPOOL) PAT DOZER	
TRACK ADJUSTER YOKE/PISTON	52	HYDRAULIC CONTROL	530
TRACK CHAIN ADJUSTER AND COMPONENT PARTS	52	VALVE CONVENIENCE ASSEMBLY(4 SPOOL) PAT DOZER	
Track Chain and Shoes	44	HYDRAULIC CONTROL	532
TRACK CHAIN BUSHING AND EXTENDED LIFE BUSHING	44	VALVE DIAGNOSTIC HOSES AND LABEL, HYDRAULIC	462
Track Chain Drive Sprocket	46	VALVE HYDRAULIC HOSE TO HYDRAULIC FILTER , CONTROL	
Track Chain Idler, Brackets and Cover	50	(ALSO WITH WINCH)	470
TRACK CHAIN LINK AND MASTER LINK LUBRICATED	44	VALVE INLETS, PUTLETS AND TIE RODS, CONTROL	534
TRACK CHAIN LUBRICATED WITHOUT SHOES	44	VALVE INLET/OUTLET SECTION INTEGRATED GRADE CONTROL	
TRACK CHAIN PIN AND BUSHING KIT	44	HYDRAULIC CONTROL & COMP	518, 520
TRACK CHAIN SHOE, MASTER SHOE AND EXTREME SERVICE	44	VALVE IN INLET SECTION, PRESSURE RELIEF	534
Track Chain Tension Adjuster and Component Parts	52	VALVE MOUNTING PLATE, INTEGRATED GRADE HYDRAULIC	
Track Drive Motor, Hydrostatic (Complete)	108	CONTROL	522, 524
TRACK DRIVE SPROCKET GUARD	36	VALVE MOUNTING PLATE, INTERGRATED GRADE HYDRAULIC	
Track Frame	34	CONTROL	518, 520
TRACK FRAME COVER PLATE	34	VALVE OIL COOLER/TANK BYPASS	110
TRACK ROLLER AND COMPONENT PARTS (SINGLE AND DOUBLE		VALVE OIL COOLER/TANK BYPASS (SN 173642 -)	114, 116
FLANGED)	48	VALVE PILOT, TANK BYPASS	110
Track Roller (Single and Double Flanged) and Component Parts	48	VALVE PILOT, TANK BYPASS (SN 173642 -)	114, 116
TRACK SAG LABEL	262	VALVE PRESSURE SWITCH(2 SPOOL) OUTSIDE DOZER	
TRACK SHOE CLIPPED	44	HYDRAULIC CONTROL	526
TRANSMISSION CONTROL UNIT, MICROPROCESSOR	138	VALVE PRESSURE SWITCH(3 SPOOL) OUTSIDE DOZER	
TRANSMISSION FLUID SIGHT LABEL	262	HYDRAULIC CONTROL	528
Transmission Wiring Harness	292	VALVE PRESSURE SWITCH(3 SPOOL) PAT DOZER HYDRAULIC	
Transmission / Hydrostatic Bypass Cooler Plumbing	132	CONTROL	530
Transmission / Hydrostatic Control Lever	84	VALVE PRESSURE SWITCH(4 SPOOL) PAT DOZER HYDRAULIC	
Transmission / Hydrostatic Diagnostic Plumbing (- 137828)	120	CONTROL	532
TRANSMISSION/HYDROSTATIC BY PASS COOLER PLUMBING	132	VALVE SEAL/O-RING KIT, INTEGRATED GRADE CONTROL	
TRANSMISSION/HYDROSTATIC CONTROL AND HYDROSTATIC		HYDRAULIC CONTROL	518, 520
FILTER HOSES	134	VALVE SECTION SPOOL CAP, LIFT	536
TRANSMISSION/HYDROSTATIC CONTROL LEVER	84	VALVE SEGMENT, HYDROSTATIC MOTOR RETAINER	
TRANSMISSION/HYDROSTATIC PRESSURE SENSOR WITH		SPINDLE	102
DIAGNOSTIC PLUMBING(SN.-137828)	120	VALVE TIE ROD KIT, INTEGRATED GRADE CONTROL HYDRAULIC	
TRANSMISSION/HYDROSTATIC SPEED SELECTOR		CONTROL	518, 520
SOLENOID	106	VALVE TILT SECTION ALL HYDRAULIC OR OUTSIDE DOZER	
TRANSMISSION/HYDROSTATIC TESTING LABEL (SN.-137828)	120	HYDRAULIC CONTROL	538
TRANSMISSION/HYDROSTATIC TESTING LABEL		VALVE, AIR CLEANER DUST UNLOADER	242
(SN.137829-)	122, 124	VALVE, AIR CONTROL (AIR SUSPENSION)	388
TRANSMISSION/ HYDROSTATIC DIAGNOSTIC PLUMBING		VALVE, ANGLE PILOT CONTROL COIL AND CARTRIDGE (ALL	
(SN.-137828)	120	HYDRAULIC)	544
TRANSMISSION/ HYDROSTATIC DIAGNOSTIC PLUMBING		VALVE, ANTI CAVITATION CHECK LIFT SECTION ALL	
(SN.137829-)	122, 124	HYDRAULIC	536
TRASH GUARDS, FINAL DRIVE (SN XXXXXX-)	82	VALVE, AUXILIARY CIRCUIT RELIEF(WINCH) FIELD KIT	550
TRASH GUARDS, FINAL DRIVE (SN -XXXXX)	80	VALVE, AUXILIARY PILOT CONTROLLER(WINCH) HYDRAULICS	
TRIM FLAP SEAL (S/N 150470-)	332	AND AUXILIARY FIELD KIT	550
Trunnion, Push Beam (S.N. -181537)	514	VALVE, BRAKE CARTRIDGE (HYDROSTATIC)	110
Trunnion, Push Beam (S.N. 181538-)	516	VALVE, BRAKE CARTRIDGE (HYDROSTATIC) (SN 173642 -)	114,
TUBE, HYDRAULIC RESERVOIR SIGHT	468	116	
Tube, Water Pump Bypass	162	VALVE, BRAKE PUMP OFF RELIEF	110
Turbocharger	204	VALVE, BRAKE PUMP OFF RELIEF (SN 173642 -)	114, 116
Turbocharger Oil Lines	202	VALVE, BRAKE/CAB SELECTOR	110
TWELVE VOLT LABEL (DECAL)	442	VALVE, BRAKE/CAB SELECTOR (SN 173642 -)	114, 116
TWO INCH SEAT BELT	366	VALVE, CAB HEATER PLUMBING WATER	402
		VALVE, CAB UP/DOWN SELECTOR	110
		VALVE, CAB UP/DOWN SELECTOR (SN 173642 -)	114, 116
		VALVE, ELECTRONIC DISPLACEMENT CONTROL	106
		Valve, Engine Oil By-pass	186
		VALVE, FAST FUEL INLET	254
		VALVE, FUEL LINE SHUT OFF	250
		VALVE, HAND PUMP RELIEF	110
		VALVE, HAND PUMP RELIEF (SN 173642 -)	114, 116
		VALVE, HYDRAULIC CONTROL FOR IGC (FOURTH	
		FUNCTION)	522, 524
		VALVE, HYDRAULIC CONTROL FOR INTEGRATED GRADE	
		CONTROL AND COMPONENTS	518, 520
		VALVE, HYDRAULIC COOLER, BRACKETS, HYDR	
		HOSES/FITTINGS,BYPASS	234
		VALVE, HYDRAULIC, HYDROSTATIC TANK/ RESERVOIR AND FUEL	
		TANK DRAIN	460

U

ULTIMATE FIELD KIT, JDLINK™ (S.N.153829-)	484, 488
UNIVERSAL FINAL DRIVE SHAFT	76
UPPER HEATER DRAIN PAN FOAM (S.N. -150469)	404
UPPER HEATER DRAIN PAN FOAM (S.N. 150470-)	406
UPPER HEATER (S.N. -150469)	404
UPPER HEATER (S.N. 150470-)	406

V

VALVES, INTEGRATED GRADE CONTROL ANTI-	
CAV/RELIEF/PRESSURE REDUCING	518, 520

Key	Part No.	Part Name	Qty.	Serial No.	Remarks
1	19M7363	Cap Screw	4		M12 X 60
2	19M8035	Cap Screw	2		M16 X 35
3	24M7240	Washer	4		13 X 25 X 3 MM
4	24M7241	Washer	2		17 X 34 X 4 MM
5	AT225681	Cover	1		(RH)
6	AT225730	Cover	1		(LH)
7	Kit	1		Final Drive Guard Kit, (NLA)

Key	Part No.	Part Name	Qty.	Serial No.	Remarks
1	19M7872	Cap Screw	2		M12 X 25
2	19M8011	Cap Screw	4		M12 X 30
3	24M7345	Washer	4		13.500 X 24 X 2.500 MM
4	AT226968	Wear Plate	4		
5	AT303682	Track Idler	2		
6	19M9136	Cap Screw	4		M20 X 110
7	19M9414	Cap Screw	6		M20 X 80
8	24M7396	Washer	4		21 X 34 X 3 MM
9	AT304377	Track Idler	1		
10	19M7496	Cap Screw	12		M12 X 45
11	AT274298	Bushing	4		
12	AT277938	Wear Plate	2		
13	12H304	Lock Washer	12		3/8"
14	19H3239	Cap Screw	12		3/8" X 1-1/4"
15	AT305714	Track Idler	1		
16	AT46430	Bushing	2		
17	T47858	Pin	2		8.001 X 16.510 MM (0.315" X 0.650")
18	P50883	Ring	1		17.170 X 1.778 MM (0.676" X 0.070"), (SUB FOR T204059)
19	R41987	O-Ring	2		101.194 X 3.531 MM (3-63/64" X 0.139"), (SUB FOR T204051)
20	T47861	Pipe Plug	1		
21	T67612	Shaft	1		
22	AT305695	Seal	2		
23	T204079	O-Ring	2		66.450 X 9.450 MM (2.616" X 0.372")
24	T201201	Plate	2		
25	T20168	Washer	20		13.106 X 21.996 X 2.286 MM (33/64" X 0.866" X 0.090")
26	T203946	Bracket	1		(RH)
27	T204047	O-Ring	2		
28	T204092	Bracket	1		(LH)
29	T204101	Strap	8		
30	T204320	Washer	4		
31	T204693	Dowel Pin	2		
32	T204696	Washer	2		15 X 35 X 5 MM (0.591" X 1.378" X 0.197")
33	T204697	Nut	2		
34	T250445	Wear Plate	2		
35	AT315027	Spring Assembly	1		
36	AT316583	Cover	1		
37	AT376636	Bracket	1		(SUB FOR T233388)
	AT352230	Rotator Kit	1		

Key	Part No.	Part Name	Qty.	Serial No.	Remarks
1	AT227006	Shaft	2		(CA)
2	T175823	Ring	1		
3	AT228150	Crossbar	1		(CA)
4	T204740	Bushing	1		Maintenance Free
5	T102207	Seal	2		
6	40M1873	Snap Ring	4		
7	AT128774	Self-Aligning Bushing	2		
8	AT184799	Seal	4		
9	AT226804	Pin	2		
10	AT314481	Pin Fastener	1		
11	T176064	Bushing	3		
12	19M7489	Cap Screw	3		M16 X 45
13	T175824	Seal	2		
14	T49337	Retainer	4		
15	T216447	Cap	2		
16	R94361	Washer	42		
17	19M8147	Cap Screw	42		M20 X 90
18	H80936	Elbow Fitting	2		
19	AT307341	Hose	1		Remote Lube Hose
20	JD7797	Lubrication Fitting	1		
21	AT307341	Hose	1		Remote Lube Hose
22	JD7797	Lubrication Fitting	1		
23	E12379	Nut	2		
24	24M7434	Washer	16		13 X 20 X 2 MM
25	19M7403	Cap Screw	16		M12 X 35

Key	Part No.	Part Name	Qty.	Serial No.	Remarks
1	19M7963	Cap Screw	42		M20 X 100
2	19M8639	Cap Screw	42		M20 X 70
3	24M7242	Washer	42		21.400 X 42 X 5 MM
4	R94361	Washer	42		
5	40M1873	Snap Ring	4		
6	AT128774	Self-Aligning Bushing	2		
7	AT184799	Seal	4		
8	T102207	Seal	1		
9	T204740	Bushing	1		
10	AT330071	Crossbar	1		74.75 in., 1.9 m, Convenience Assembly, All Hydraulic Standard and Long Track
	AT330079	Crossbar	1		84.75 in., 2.2 m, Convenience Assembly, All Hydraulic Low Ground Pressure
11	AT330461	Kit	1		74.75 in., 1.9 m, Crossbar, All Hydraulic Standard and Long Track, Spacer Crossbar
	AT330464	Kit	1		84.75 in., 2.2m, Crossbar, All Hydraulic Low Ground Pressure, Spacer Crossbar

Key	Part No.	Part Name	Qty.	Serial No.	Remarks
1	AT300027	Housing	2		Guard
2	19M8336	Screw	2		M10 X 100
3	AT305811	Guard	2		
4	19M8336	Screw	2		M10 X 100
5	34M7053	Spring Pin	2		10 X 40 MM
6	AT305220	Kit	1		(WHOLE GOODS)

Key	Part No.	Part Name	Qty.	Serial No.	Remarks
1	T167226	Coupling	2		
2	T210528	Seal	1		
3	N203952	O-Ring	1		
4	Cover	1		
5	T210527	Screw	4		
6	19H3385	Cap Screw	4		1/2" X 1-1/8"
7	T210526	Flange	1		
8	19M8627	Screw	6		M6 X 20
9	AT223217	Cover	1		
10	AT195484	Pump Kit	1		
11	T179637	Pin	1		
12	T179638	Shaft	1		
13	T155677	Key	1		
14	N203486	Bushing	1		

<i>Key</i>	<i>Part No.</i>	<i>Part Name</i>	<i>Qty.</i>	<i>Serial No.</i>	<i>Remarks</i>
1	19M8299	Screw	4		M5 X 16
2	T164365	O-Ring	3		
3	T200765	O-Ring	1		
4	R151090	Gasket	1		
5	AT313584	Kit	1		
7	19M8541	Screw	6		M6 X 50
9	AT304671	Hyd Actuated Control Valve	1		

Key	Part No.	Part Name	Qty.	Serial No.	Remarks
1	19M7662	Cap Screw	1		M10 X 30
2	19M7789	Screw	3		M12 X 30
3	28H3394	Bushing	1		0.493" X 0.675" X 1/2"
4	AR44217	Clamp	1		
5	38H1002	Tee Fitting	1		
6	T76938	O-Ring	12		
7	38H1024	Tee Fitting	1		
8	R26375	O-Ring	3		
9	T77857	O-Ring	6		
10	38H1006	Elbow Fitting	2		
11	R26906	O-Ring	3		
12	T77932	O-Ring	2		
13	38H1014	Elbow Fitting	1		
14	T77858	O-Ring	1		
15	38H1093	Elbow Fitting	1		
16	T77814	O-Ring	3		
17	38H1095	Elbow Fitting	2		
18	38H1098	Elbow Fitting	4		
19	38H1159	Adapter Fitting	2		
20	R28782	O-Ring	4		
21	38H1164	Adapter Fitting	1		
22	R29936	O-Ring	4		
23	38H1213	Adapter Fitting	2		
24	38H1216	Adapter Fitting	2		
25	38H1309	Adapter Fitting	1		
26	T77613	O-Ring	1		
27	38H1493	Elbow Fitting	1		
28	Trans Oil Pressure Sensor	2		Hydrostatic Charge And Brake Pressure, (ORDER AT355360 AND AT363848) (AT228298 NLA)
29	AT303799	Valve	1		Hydrostatic Oil Cooler Bypass Solenoid, (INCLUDES AT224873)
	AT224873	Seal Kit	1		(INCLUDED IN AT303799)
30	AT305595	Pressure Switch	1		Hydrostatic
31	12M7060	Washer	1		5.300 MM
32	14H778	Nut	2		0.190"
33	R26448	O-Ring	2		
34	AT323730	Valve	1		Charge Filter Bypass Valve, (INCLUDES AT327153)
	AT327153	Seal Kit	1		
35	AT307211	Pressure Relief Valve	1		Hand Pump, (INCLUDES AT327149)
	AT327149	Seal Kit	1		
36	AT307212	Pressure Relief Valve	1		Brake Pump, (INCLUDES AT327149)
	AT327149	Seal Kit	1		
37	AT307214	Valve	1		Brake Shuttle Valve, (INCLUDES AT327152)
	AT327152	Seal Kit	1		
38	AT308123	Solenoid Valve	1		Park Brake
	AT327145	Seal Kit	1		(SUB FOR AT314329, THIS APPLICATION)
39	AT333813	Solenoid Valve Coil	1		Park Brake, (SUB FOR AT308124)
	AT327145	Seal Kit	1		(SUB FOR AT314329, THIS APPLICATION)
40	T208385	Nut	1		(USE WITH AT308124)
	T225292	Nut	1		(USE WITH AT333813)
41	AT308122	Solenoid Valve	1		Park Brake
42	T225293	Nut	1		(SUB FOR T181306)
43	AT310725	Pump	1		Cab Tilt, (INCLUDES AT327146)
	AT327146	Seal Kit	1		
44	AT310789	Valve	1		Cab /Brake Selector Valve, (INCLUDES AT327150)
	AT327150	Seal Kit	1		
45	AT310790	Valve	1		Cab Up /Down Selector Valve, (INCLUDES AT327151)
	AT327151	Seal Kit	1		
46	AT326989	Manifold	1		Hydrostatic Integrated Control Valve Manifold, (SUB FOR AT321344)
47	AT317088	Valve	1		Tank Bypass Valve Pilot
	AT327149	Seal Kit	1		
48	AT333809	Solenoid Valve Coil	1		(SUB FOR AT224574)
49	AT313500	Valve	1		Tank Bypass Valve Pilot
50	T211421	Nut	1		(USE WITH AT224574)
	T225293	Nut	1		(USE WITH AT333809)
51	AT317089	Valve	1		Oil Cooler Bypass, (INCLUDES AT327148)
	AT327148	Seal Kit	1		
52	AT317092	Valve	1		Tank Bypass Valve, (INCLUDES AT327148)
	AT327148	Seal Kit	1		
53	AT323597	Valve	1		Neutral Charge Relief, (INCLUDES AT327143)
	AT327143	Seal Kit	1		
54	AT318160	Filter Element	1		Hydrostatic
55	AT49216	Fitting Plug	1		
	T70177	O-Ring	1		
56	AT63271	Fitting	1		
57	R77175	Cover	1		
58	RE48419	Sensor	1		Temperature
59	51M7041	O-Ring	1		11.300 X 2.200 MM
60	RE60701	Diagnostic Coupling	1		
61	T105368	Fitting Plug	14		
62	T204128	Screw	2		
63	38H1416	Fitting	1		
64	T58477	Fitting	2		
65	AT315955	Hydraulic Hose	1		

Key	Part No.	Part Name	Qty.	Serial No.	Remarks
1	24M7145	Washer	8		15 X 24 X 2.500 MM
2	Conduit	AR		56 in., 1423 mm, (MAKE FROMPS-B-33 CTL)
3	38H1009	Elbow Fitting	1		
4	R26448	O-Ring	1		
6	T230141	Label	1		Remote Transmission Test Bank
7	T77814	O-Ring	7		
8	14H832	Nut	4		9/16"
9	38H1414	Fitting	2		Bulkhead
10	AT321257	Hose Sleeve - Fabricate	4		
12	AT225112	Adapter Fitting	2		
13	R28782	O-Ring	2		
14	Trans Oil Pressure Sensor	2		(ORDER AT355361 AND AT363848)(AT228299 NLA), Hydrostatics /Transmission Pressure Sensor
15	Hose Kit	4		Order Individual Components, (AT322752 NLA)

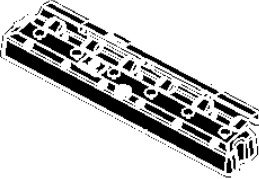
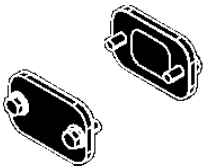
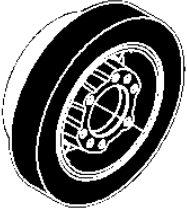
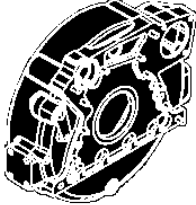

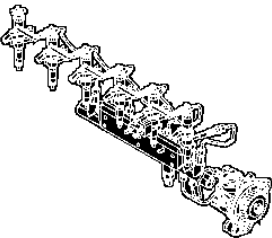

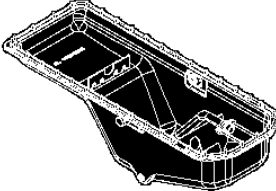

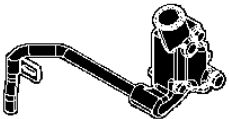


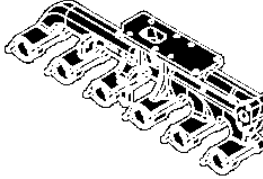
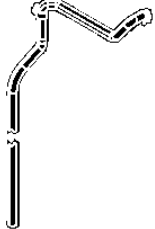
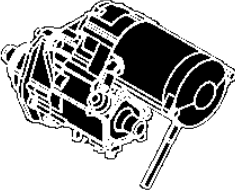

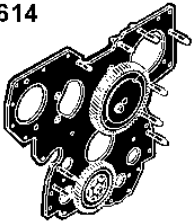
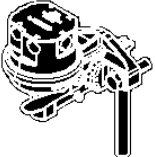

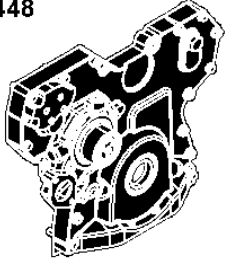
Key	Part No.	Part Name	Qty.	Serial No.	Remarks
1	38H1008	Elbow Fitting	3		
2	T78612	O-Ring	4		
3	U13639	O-Ring	3		
4	AT301131	Hydraulic Hose - Fabricate	1		
5	AT301132	Hydraulic Hose - Fabricate	1		
6	38H1005	Elbow Fitting	1		
7	R26375	O-Ring	1		
8	T77857	O-Ring	1		
10	38H1099	Elbow Fitting	1		
11	38H1164	Adapter Fitting	1		
12	R29936	O-Ring	1		
13	T76938	O-Ring	1		
14	Conduit	AR		54 in., 1377 mm, (MAKE FROM PS-B-33 CTL)

Sectional Pictorial Index
 Index d'illustrations par sections.
 Índice de ilustraciones por secciones

RGP13268 A.1

6068HT063

1135-	144
1232-	146
1324-	147
1407-	148
1582-	149
16E2-	150
1784-	152
1779-	154
1981-	156
19AD-	158
2001-	160
2156-	162
2201-	164
2698-	165
2892-	166
28AV-	167
2961-	168
2911-	170
3041-	172
35ED-	174
3614-	176
3713-	178
4057-	180
4065-	182
4448-	184

<p>1135</p> 	<p>1232</p> 	<p>1324</p> 	<p>1407</p> 
<p>1582</p> 	<p>16E2</p> 	<p>1784, 1779</p> 	<p>19AD, 1981</p> 
<p>2001</p> 	<p>2156</p> 	<p>2201</p> 	<p>2698</p> 
<p>2892, 28AV</p> 	<p>2961, 2911</p> 	<p>3041</p> 	<p>35ED</p> 
<p>3614</p> 	<p>3713</p> 	<p>4057, 4065</p> 	<p>4448</p> 

RGP13268

Key	Part No.	Part Name	Qty.	Engine Serial No.	Remarks
1	RE528609	Wiring Harness	1		
2	RE531209	Injection Nozzle	6		
	SE501925	Injection Nozzle Reman	6		(REMAN FOR RE531209)
3	RE528588	Electrical Connector Cap	1		
4	R134920	Nut	1	M4	
5	R522630	Seal	6		
6	R522899	Sealing Washer	AR		
7	Injection Nozzle	1		NSEP (TYPE 72 - 1000CC) , (ORDER RE531209)
8	R516647	O-Ring	1		21.946 X 1.778 MM (0.864" X 0.070")
9	R523499	Sealing Washer	1		
10	RE528096	Screw With Washer	6		
11	R520813	Clamp	6		
12	R521159	Stud	3		
13	RE527528	Fuel Injection Pump	1		
	SE501916	Fuel Injection Pump Reman	1		(REMAN FOR RE527528)
14	RE534109	Control Valve	1		(SUB FOR RE532250)
15	RE516336	Fuel Temperature Sensor	1		
16	R524234	O-Ring	1		9.800 X 1.900 MM (0.386" X 0.075")
17	RE516999	Screen	1		
18	R516125	O-Ring	1		
19	14M7298	Flange Nut	3	M8	
20	R504577	Adapter Fitting	1		
21	R55453	O-Ring	1		117.069 X 3.531 MM (4-39/64" X 0.139")
22	R502541	Gear	1		Z= 30
23	R91360	Nut	1	M14	
24	R116031	O-Ring	1		21.946 X 1.778 MM (0.864" X 0.070")
25	19M7868	Screw	2	M8 X 30	
26	RE527054	Fuel Line	1		
27	RE527055	Fuel Line	1		
28	RE520928	Rail	1		(SUB FOR RE522596)
29	RE520930	Sensor	1		
30	19M7785	Screw	2	M10 X 25	
31	R504239	Bracket	1		
32	RE515636	Restrictor	6		
33	RE516335	Pressure Relief Valve	1		
34	RE526692	Fuel Line	2		
35	RE526693	Fuel Line	2		
36	RE526694	Fuel Line	2		
37	RE524730	Cap Screw	1	(A) M8 X 12	
38	R520930	Bracket	1		
39	R523048	Bracket	1		
40	RE527858	Screw	4	(A) M6 X 12	
41	AH80916	Clip	2		

(A) Threads with Pre Applied Sealant
 Threads with Pre Applied Sealant
 Threads with Pre Applied Sealant

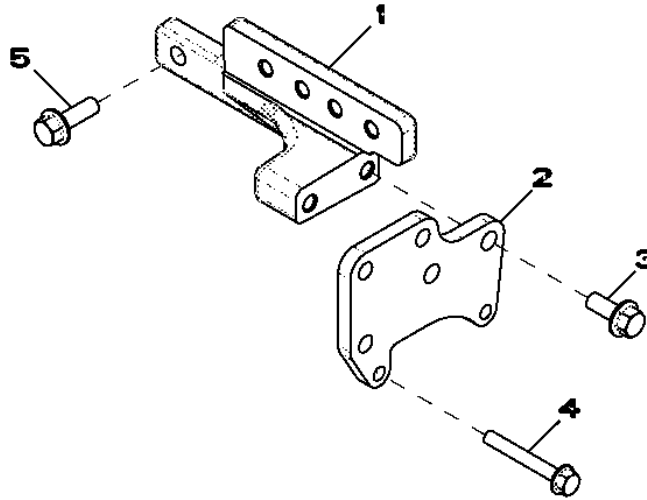
<i>Key</i>	<i>Part No.</i>	<i>Part Name</i>	<i>Qty.</i>	<i>Engine Serial No.</i>	<i>Remarks</i>
1	H36031	Hose	1		
2	R72328	O-Ring	1		
3	R120467	Elbow Fitting	1		

Key	Part No.	Part Name	Qty.	Engine Serial No.	Remarks
1	RE508917	Dipstick	1		
2	14M7274	Nut	1		M10
3	M43432	Clip	1		
4	R521466	Angle	1		
5	24M7028	Washer	1		10.500 X 20 X 2 MM
6	19M7784	Screw	1		M10 X 20
7	R521443	Dipstick Tube	1		
8	R502725	Plug	1		

Key	Part No.	Part Name	Qty.	Engine Serial No.	Remarks
1	RE527843	Piston-Liner Kit	6		
2	Cylinder Liner	1		
3	AR65507	O-Ring Kit	1		
4	RE524453	Piston Ring Kit	1		
5	Piston	1		
6	R502755	Piston Pin	6		
7	R54114	Snap Ring	12		
8	RE500608	Connecting Rod	6		
9	R114082	Bushing	1		
10	R501124	Screw	2		
11	RE65908	Bearing	6		

Alternator Brackets
Supports de l'alternateur
Soporte de alternador

RE525095PCDA02 A.1



RE525095PCDA02

Key	Part No.	Part Name	Qty.	Engine Serial No.	Remarks
1	R516584	Bracket	1		
2	R516510	Bracket	1		
3	19M7785	Screw	2		M10 X 25
4	19M7801	Screw	2		M8 X 60
5	19M7786	Screw	2		M10 X 30

Key	Part No.	Part Name	Qty.	Engine Serial No.	Remarks
1	RE529641	Filter	1		
2	RE516553	Seal Kit	1		
3	RE51650	Sediment Bowl	1		
4	RE519696	Sensor	1		
5	RE529643	Filter Element	1		
6	RE516512	O-Ring Kit	1		
7	RE526834	Filter Kit	1		
8	19M7785	Screw	4		M10 X 25
9	R501195	Bracket	1		

Key	Part No.	Part Name	Qty.	Serial No.	Remarks
1	14M7274	Nut	20		M10
2	AT173610	Filler Cap	1		
3	14M7296	Flange Nut	2		M10
4	14M7401	Lock Nut	6		M12
5	19M7402	Cap Screw	20		M10 X 25
6	19M7496	Cap Screw	4		M12 X 45
7	19M7753	Cap Screw	2		M12 X 70
8	19M7786	Screw	2		M10 X 30
9	19M7835	Screw	1		M10 X 35
10	19M7866	Screw	3		M8 X 20
11	19M7867	Screw	12		M8 X 25
12	19M7949	Cap Screw	2		M12 X 100
13	24H1718	Washer	8		13/32" X 1-5/8" X 0.134"
14	24M7180	Washer	8		13 X 37 X 3 MM
15	24M7296	Washer	40		10.500 X 30 X 2.500 MM
16	AH117301	Clamp	2		
17	AR21999	Hose Clamp	1		
18	AR65294	Clamp	3		
19	AT105289	Clamp	2		
20	AT169186	Isolator	4		
21	AT352541	Clamp	1		(SUB FOR AT175744)
22	AT352541	Clamp	2		(SUB FOR AT198270 AND AT175744)
23	AT340620	Radiator	1		
24	AT345605	Oil Cooler	1		(SUB FOR AT325101)
25	AT342556	Air Cooler	1		
26	AT301822	Shroud	1		
27	AT303123	Deflector	1		
28	AT323369	Tank	1		
29	AR21839	Clamp	2		
30	AT325130	Bracket	2		
31	19M9315	Cap Screw	2		M12 X 50
32	AT310330	Bracket	1		
33	AT310331	Bracket	1		
34	AT311558	Deflector	1		
35	14M7298	Flange Nut	2		M8
36	Bulk Hose	1		(MAKE FROM TY22566) (CTL)
37	F1451R	Clamp	1		
38	GX21121	Label	1		Hot Surface
39	M84971	Nut	8		
40	T222653	Hose	1		
41	T174427	Clamp	5		(SUB FOR R56101)
42	T249721	Hose	1		(SUB FOR T181953)
43	T19935	Clamp	2		
44	T217459	Radiator Hose	1		Lower
45	T201194	Deflector	2		Shroud
46	T201203	Strip	2		
47	T201321	Plate	1		
48	T201322	Bracket	1		
49	T246043	Hose	1		
50	T210687	Tube	1		Charge Air
51	T210587	Radiator Hose	1		Upper
52	T62323	Washer	10		13.487 X 51.054 X 3.175 MM (17/32" X 2.010" X 1/8")
53	19M7775	Screw	2		M6 X 16
54	19M7864	Screw	4		M8 X 12
55	T217351	Hose	1		(MAKE FROM TY22566)
56	T227729	Adapter Fitting	1		(MAKE FROM TY22566)
57	T38773	Angle	1		
58	51M7040	O-Ring	1		9.300 X 2.200 MM
59	AT323961	Adapter Fitting	2		
61	T249484	Tube	1		
62	T38773	Angle	1		
63	T62323	Washer	10		13.487 X 51.054 X 3.175 MM (17/32" X 2.010" X 1/8")

Key	Part No.	Part Name	Qty.	Serial No.	Remarks
1	T168219	Pedal	1		Decelerator
2	T201520	Shaft	1		
3	T182632	Support	1		
4	34M7216	Spring Pin	7		6 X 35 MM
5	19M8576	Screw	2		M5 X 30, (SUB FOR T177425), Reduces Pedal Effort
6	14M7274	Nut	3		M10
7	19M7662	Cap Screw	7		M10 X 30
8	19M7881	Screw	2		M8 X 20
9	T210217	Extension Spring	1		
10	24M7239	Washer	4		10.700 X 21 X 2.500 MM
11	24M7241	Washer	3		17 X 34 X 4 MM
12	40M7068	Snap Ring	1		
13	AT162350	Needle Bearing	2		Roller
14	AT224606	Sensor	1		Sensor
15	T140608	Spring	1		
16	T181668	Plate	1		
17	T182625	Pin Fastener	1		
18	U15980	O-Ring	1		

Key	Part No.	Part Name	Qty.	Serial No.	Remarks
1	14M7298	Flange Nut	2		
2	AM118213	Hand Operated Valve	1		M8
3	T77613	O-Ring	3		(ALSO ORDER AH106982)
4	38H1003	Elbow Fitting	1		
5	R28782	O-Ring	1		
6	T77814	O-Ring	1		
7	AH106982	Screen	1		
8	14M7298	Flange Nut	2		M8
9	19M7866	Screw	2		M8 X 20, Fuel Hose
10	H82308	Adapter Fitting	1		
11	R26375	O-Ring	2		
12	38H5008	Adapter Fitting	1		
13	51M7040	O-Ring	1		9.300 X 2.200 MM
14	TY22464	Clamp	1		
15	AT304338	Hydraulic Hose - Fabricate	1		
16	AT329467	Fuel Line	1		
17	AT329731	Fuel Line	1		
19	AT333878	Hydraulic Hose - Fabricate	1		
20	R42009	Clamp	AR		
21	T151959	Angle	1		

Key	Part No.	Part Name	Qty.	Serial No.	Remarks
1	11M7093	Cotter Pin	1		1.600 X 20 MM
2	14H785	Nut	1		5/16"
3	14M7166	Lock Nut	1		M8
4	19M7784	Screw	2		M10 X 20
5	19M7768	Screw	2		M6 X 16
6	24H1288	Washer	1		9/32" X 1" X 1/16"
7	24M7054	Washer	2		6.400 X 12 X 1.600 MM
8	24M7085	Washer	1		15 X 28 X 2.500 MM
9	24M7095	Washer	1		8.400 X 15 X 1.600 MM
10	28H1511	Washer	1		0.364" X 0.540" X 1/4"
11	AT320978	Control Lever	1		
12	T35986	Pin Fastener	1		
13	AT306056	Switch	1		PARK LOCK
14	AT307772	Bracket	1		
15	19H3364	Cap Screw	1		3/8" X 2"
16	19M9067	Cap Screw	1		M8 X 50
17	M48238	Spring Washer	3		
18	M84247	Knob	1		
19	R105812	Washer	2		
20	R44313	Compression Spring	1		
21	R57438	Spring	1		
22	T11234	Lock Nut	1		
23	T119915	Pin Fastener	1		
24	T119916	Pin Fastener	1		
25	T153420	Plate	2		
26	T204487	Plate	1		

Key	Part No.	Part Name	Qty.	Serial No.	Remarks
..	A3606R	O-Ring	5		
..	A3917R	O-Ring	5		
..	A4365R	O-Ring	5		
..	A4730R	O-Ring	5		
..	B2762R	O-Ring	5		
..	B3690R	O-Ring	5		
..	F1056R	O-Ring	5		
..	F1870R	O-Ring	5		
..	U12547	O-Ring	5		
..	F3353R	O-Ring	5		
..	H35244	Ring	5		
..	T78313	O-Ring	5		
..	M4237T	O-Ring	5		
..	N131838	O-Ring	5		
..	P46051	O-Ring	5		
..	P48403	O-Ring	5		
..	P50631	O-Ring	5		
..	R375R	O-Ring	5		
..	R394R	O-Ring	5		
..	R459R	O-Ring	5		
..	R460R	O-Ring	5		
..	R495R	O-Ring	5		
..	R10093	O-Ring	5		
..	R26286	O-Ring	5		
..	R26287	O-Ring	5		
..	R26375	O-Ring	5		
..	R26448	O-Ring	5		
..	R26773	O-Ring	5		
..	R26863	O-Ring	5		
..	R26906	O-Ring	5		
..	R27166	O-Ring	5		
..	R27928	O-Ring	5		
..	R28776	O-Ring	5		
..	R28782	O-Ring	5		
..	R29463	O-Ring	5		
..	R29936	O-Ring	5		
..	R30903	O-Ring	5		
..	R33259	O-Ring	5		
..	R56461	O-Ring	5		
..	R48638	O-Ring	5		
..	R71732	O-Ring	5		
..	R53543	O-Ring	5		
..	R56463	O-Ring	5		
..	R56751	O-Ring	5		
..	R60332	O-Ring	5		
..	R80632	O-Ring	5		
..	T12275	O-Ring	5		
..	T13119	O-Ring	5		
..	T16752	O-Ring	5		
..	T19687	O-Ring	5		
..	R112857	O-Ring	5		
..	T25335	O-Ring	5		
..	T34248	O-Ring	5		
..	U10289	O-Ring	5		
..	U10746	O-Ring	5		
..	U10776	O-Ring	5		
..	U11326	O-Ring	5		
..	U11343	O-Ring	5		
..	U12037	O-Ring	5		
..	U12198	O-Ring	5		
..	U12331	O-Ring	5		
..	U12547	O-Ring	5		
..	U13639	O-Ring	5		
..	U15415	O-Ring	5		
..	U15973	O-Ring	5		
..	U17409	O-Ring	5		
..	U42111	O-Ring	5		
..	AT130208	O-Ring Kit	1		Includes Carrying Case

16 Vehicle Electrical Systems
1672 Alternator, Regulator & Charging System Wiring

Key	Part No.	Part Name	Qty.	Serial No.	Remarks
1	14M7272	Nut	1		M6
2	14M7273	Nut	1		M8
3	14M7400	Lock Nut	4		M10
4	14M7401	Lock Nut	2		M12
5	19M7785	Screw	1		M10 X 25
6	19M7786	Screw	1		M10 X 30
7	19M7804	Screw	1		M10 X 40
8	19M7808	Screw	2		M10 X 65
9	19M7811	Screw	1		M10 X 90
10	19M7813	Screw	1		M12 X 45
11	19M7818	Screw	1		M12 X 80
12	19M7835	Screw	3		M10 X 35
13	24M7040	Washer	1		11 X 20 X 2 MM
14	24M7238	Washer	1		8.700 X 17 X 2 MM
15	24M7240	Washer	1		13 X 25 X 3 MM
16	24M7293	Washer	1		6.500 X 13 X 1.600 MM
17	AT300684	Wiring Harness	1		
18	AT303320	Alternator	1		
	SE501833	Alternator Reman	1		
19	AT313536	Bracket	1		
20	R133643	Spacer	1		
21	R500384	V-Belt	1		1595 X 28.480 MM (62.795" X 1.121")
22	R502079	Sleeve	1		
23	RE505264	Pulley	1		
24	T179468	Bracket	1		
25	T213873	Strap	1		
26	Cap	1		

Key	Part No.	Part Name	Qty.	Serial No.	Remarks
1	14M7274	Nut	2		M10
2	19M7402	Cap Screw	1		M10 X 25
3	H110232	Washer	6		
4	T177261	Bracket	3		
5	24M7239	Washer	3		10.700 X 21 X 2.500 MM
6	R41440	Grommet	5		
7	19M7402	Cap Screw	2		M10 X 25
8	14M7517	Lock Nut	3		M10
9	AT221351	Housing	3		
10	AT221450	Bulb	5		
11	T208406	Grommet	4		
12	T175866	Plate	4		
13	24M7054	Washer	8		6.400 X 12 X 1.600 MM
14	19M8425	Cap Screw	8		M6 X 16
16	AT303862	Toggle/Rocker Switch	1		In Front Dash
17	19M8543	Cap Screw	2		M20 X 30
18	24H1411	Washer	2		7/8" X 2" X 0.120"
19	19M7933	Cap Screw	1		M6 X 25
20	24M7238	Washer	2		8.700 X 17 X 2 MM
21	24M7028	Washer	2		10.500 X 20 X 2 MM
22	19M7662	Cap Screw	2		M10 X 30
23	AT313668	Housing	3		Assembly
24	AT307903	Lamp	1		Optional Or Field Package
25	19M8093	Cap Screw	1		M10 X 100
26	AT222676	Wiring Harness	5		
28	T208583	Plate	1		With Field Kit
29	T208582	Plate	1		With Standard Lights

16 Vehicle Electrical Systems
1674 Wiring Harness And Switches

Key	Part No.	Part Name	Qty.	Serial No.	Remarks
1	14M7303	Flange Nut	2		M6
2	19M7775	Screw	2		M6 X 16
3	19M7784	Screw	1		M10 X 20
4	AT322385	Wiring Harness	1		From Engine Harness To Starter
5	AT145341	Relay	1		24 V 100A, STARTER
6	Wiring Harness	1		(SUB FOR AT305734)(AT335963 NA), Grille Wiring Harness
7	57M8131	Electronic Terminator	1		Can Termination Resistor
8	14M7296	Flange Nut	6		M10
9	14M7272	Nut	2		M6
10	T74416	Clamp	7		
11	T75197	Clamp	4		
12	T78974	Clamp	2		
13	19M7866	Screw	1		M8 X 20
14	14M7298	Flange Nut	1		M8
15	19M7835	Screw	2		M10 X 35
16	12M7099	Lock Washer	2		6 MM
17	AT324475	Wiring Harness	1		
18	R72659	Clamp	1		
19	T151959	Angle	2		
20	H224072	Clamp	1		
21	19M7775	Screw	1		M6 X 16, (SUB FOR 19M7862)
22	T204370	Tie Band	1		

CLICK HERE TO **DOWNLOAD** THE COMPLETE MANUAL

- Thank you very much for reading the preview of the manual.
- You can download the complete manual from: www.heydownloads.com by clicking the link below



- Please note: If there is no response to CLICKING the link, please download this PDF first and then click on it.

CLICK HERE TO **DOWNLOAD** THE COMPLETE MANUAL

Key	Part No.	Part Name	Qty.	Serial No.	Remarks
1	19M7373	Cap Screw	4		M5 X 20
2	19M7784	Screw	1		M10 X 20
3	19M7785	Screw	3		M10 X 25
4	AT318952	Wiring Harness	1		
5	57M7688	Fuse	2		
6	57M7689	Fuse	4		
7	57M7690	Fuse	1		15 A
8	57M8183	Fuse Holder	1		
9	AT305389	Relay	3		Micro 24 V Relay
10	T102934	Clamp	1		
11	T217467	Bracket	1		
12	T75197	Clamp	1		

17 Frame Chassis Or Supporting Structure
1749 Chassis Weights

Key	Part No.	Part Name	Qty.	Serial No.	Remarks
1	T205817	Counterweight	1		
2	24M7242	Washer	4		21.400 X 42 X 5 MM
3	24M7240	Washer	4		13 X 25 X 3 MM
4	19M8413	Cap Screw	4		M12 X 150
5	19M7969	Cap Screw	4		M20 X 110

Key	Part No.	Part Name	Qty.	Serial No.	Remarks
1	AT347238	Headliner	1		(SUB FOR AT322708)
2	19M7863	Screw	2		M6 X 25
3	T159946	Nut	22		
4	AT347488	Cover	1		
5	T233753	Fastener Item	2		
6	T242319	Isolator	1		
9	19M7865	Screw	2		M8 X 16
10	24M7207	Washer	2		8.400 X 24 X 2 MM
11	AT227668	Louver	6		Rectangular
12	37H224	Screw	22		
39	T176296	Wing Screw	2		
41	24M7296	Washer	6		10.500 X 30 X 2.500 MM
45	TT206940	Lamp	1		Light Dome, (INCLUDES TT207136)
	TT207136	Bulb	1		
47	T236684	Plate	1		Air Conditioner Side Cover, Right Hand
	T236685	Plate	1		Air Conditioner Side Cover, Left Hand
48	19M7775	Screw	4		M6 X 16
49	19M7866	Screw	18		M8 X 20
51	AT221228	Clip	1		
52	R54477	Rivet	1		
56	AZ43305	Nozzle	1		
58	AT227669	Louver	2		
59	T217327	Cover	1		Recirculating
60	T218063	Isolator	1		Foam
62	T218435	Plate	1		
63	AT374880	Cover	1		(SUB FOR T216631 NLA)
76	19M7867	Screw	6		M8 X 25

Key	Part No.	Part Name	Qty.	Serial No.	Remarks
1	AH216188	Hydraulic Cylinder	1		Cab Tilt Cylinder Dual Pilot Operated
2	AH205583	Check Valve	1		
3	AH216193	Hydraulic Cylinder Barrel	1		
4	H170534	Nut	1		M16 63 X 32 Rod U -Cup
5	H168173	Piston	1		
6	H154514	Seal	1		
7	H156058	Wear Ring	1		Packing
8	R93633	O-Ring	1		
9	U13461	Back-Up Ring	1		
10	H164982	Snap Ring	1		External
11	H63262	O-Ring	1		
12	H211156	Snap Ring	1		
13	H210874	Hydr. Cylinder Rod Guide	1		63 X 32 Wiper
14	H156586	Seal	1		
15	AH216192	Rod	1		
16	40M1860	Snap Ring	1		Internal Rod Seal Kit, (INCLUDES H154514, H156058 AND H156586)
17	AH149817	Hydraulic Cylinder Kit	1		
18	AH212088	Hydraulic Cylinder Kit	1		Bore Seal Kit, (INCLUDES R93633, U13461 AND H63262)

Key	Part No.	Part Name	Qty.	Serial No.	Remarks
1	AT306744	Door	1		(RH)
	AT306798	Door	1		(LH)
2	19M7938	Cap Screw	6		M10 X 20
3	24M7239	Washer	6		10.700 X 21 X 2.500 MM
4	14M7165	Lock Nut	2		M6
5	24M7139	Washer	2		6.400 X 18 X 1.600 MM
6	T175674	Washer	2		Spring
7	T210413	Washer	4		6.400 X 18 X 1.500 MM (0.252" X 0.709" X 0.059"), Nylon
8	T160017	Spacer	2		Latch
9	AT312708	Lever	1		(RH)
	AT312707	Lever	1		(LH)
10	AT306182	Latch	1		
11	T204577	Cover	1		(RH)
	T204576	Cover	1		(LH)
12	TCU14336	Screw	2		M6 X 16
13	AT329813	Hinge	2		
14	T210101	Yoke	1		
15	21M7326	Screw	2		M6 X 20
16	21M7289	Screw	2		M6 X 40
17	19M7863	Screw	3		M6 X 25
18	T204599	Gasket	1		
19	T205901	Washer	1		
20	T205902	Spacer	1		
23	AT306181	Handle	1		
25	T205160	Windowpane	1		(RH)
	T205205	Windowpane	1		(LH)
27	T210102	Pin Fastener	1		
28	T210105	Link	1		
29	T210103	Ring	1		
30	AT307746	Isolator	1		(RH)
	AT307745	Isolator	1		(LH)
31	T210106	Spring	1		
32	AT307096	Striker	2		
33	T205499	Guard	2		
34	AT306743	Door	1		(RH)
	AT306799	Door	1		(LH)

Key	Part No.	Part Name	Qty.	Serial No.	Remarks
1	AT209947	Tank	1		
2	T147618	Tank	1		
3	AT173193	Cap	1		
4	AT106365	Pump	2		
5	Hose	2		(MAKE FROM R120653) (CTL)
6	R44302	Tie Band	2		
7	AT306021	Bracket	1		Washer Bottle
8	24M7207	Washer	4		8.400 X 24 X 2 MM, (SUB FOR 24M7207)
9	19M7784	Screw	4		M10 X 20
10	14M7298	Flange Nut	4		M8

Key	Part No.	Part Name	Qty.	Serial No.	Remarks
1	T163336	Torsion Spring	1		
2	T55207	Extension Spring	2		
3	T163339	Control	1		
4	T163344	Angle	2		
5	Control	1		(SUB AT182479)
6	AT182479	Control	1		Kit
7	AT209020	Seat Kit	1		Slide Puck Service Seat
8	R72655	Snap Ring	4		
9	T163334	Spring	1		(RH)
10	T163335	Spring	1		(LH)
11	T163336	Torsion Spring	1		
12	AT209021	Spring Kit	1		Slide Spring

Key	Part No.	Part Name	Qty.	Serial No.	Remarks
6	AT173313	Shaft Kit	1		Seat Suspension Shaft Kit
7	AT173315	Belt Kit	1		Tether Kit
8	AT173314	Seat Bearing Roller Kit	1		
9	AT173317	Seat Suspension Boot Kit	1		(INCLUDES AT173321), Kit
10	AT173321	Clip Kit	1		Clip Kit
11	AT173322	Seat Shock Absorber Kit	1		

Key	Part No.	Part Name	Qty.	Serial No.	Remarks
1	34H387	Spring Pin	2		3/16" X 3/4"
2	AT209024	Seat Kit	1		(INCLUDES 34H262), Lumbar Knob
	34H262	Spring Pin	1		5/32" X 3/4"
3	AT209026	Seat Kit	1		(INCLUDES 34H387 AND AT209024)
4	AT280583	Pan	1		

Key	Part No.	Part Name	Qty.	Serial No.	Remarks
1	T149597	Clamp	2		
2	RE59579	Drain Valve	1		(INCLUDES 51M7043)
3	51M7043	O-Ring	1		15.300 X 2.200 MM
4	RE67207	Fitting	1		
5	Bulk Hose	1		(MAKE FROM T60811) (CTL 65 in.)
6	Bulk Hose	1		(MAKE FROM T60811) (CTL 65 in.)
7	Bulk Hose	1		(MAKE FROM T60811) (CTL 70 in.)
8	Bulk Hose	1		(MAKE FROM T60811) (CTL 108 in.)
9	Hose Sleeve - Fabricate	1		(MAKE FROM XPS-B-17) (CTL 68 in.)
10	Hose Sleeve - Fabricate	1		(MAKE FROM XPS-B-17) (CTL 63 in.)
11	Hose Sleeve - Fabricate	1		(MAKE FROM XPS-B-17) (CTL 63 in.)
12	T160492	Elec. Connector Accessory	2		
13	R117721	Clamp	4		
14	T184924	Hose Clamp	4		
15	T214009	Strap	1		
16	19M7784	Screw	1		M10 X 20
17	14M7296	Flange Nut	1		M10
18	19M7786	Screw	2		M10 X 30
19	T102934	Clamp	2		
20	19M7785	Screw	1		M10 X 25
21	14M7400	Lock Nut	1		M10
22	Hose Sleeve - Fabricate	1		(MAKE FROM XPS-B-17) (CTL 62 in.)

Key	Part No.	Part Name	Qty.	Serial No.	Remarks
1	AT221324	Vapor Condenser	1		Wiring Harness Condenser
2	AT221323	Suction Fan	2		Condenser
	AT221282	Suction Fan	1		Electromagnetic Interference Filter
3	19M7775	Screw	16		M6 X 16
4	AT221298	Air Plenum	1		Condenser Fans
5	AT223898	Bracket	1		
6	AT315893	Wiring Harness	1		Condenser Wiring Harness
7	AT221312	Insulator	1		Condenser Foam Kit
8	AT221308	Bracket	1		Condenser Retainer
9	AT207545	Core	1		(CONDENSER)
10	R113050	O-Ring	2		
11	Refrigerant Hose	1		(SUB AT315892, RE157329, AND AN206192) (SUB FOR AT221318), Bulkhead To Condenser
12	AT221321	Refrigerant Hose	1		Hose Dryer
13	R10093	O-Ring	6		
14	AT162848	Receiver-Dryer	1		
15	AT221320	Refrigerant Hose	1		Condenser to Dryer
16	19M7866	Screw	9		M8 X 20
17	T27550	Clip	1		
18	RE155938	Pressure Switch	1		
19	AT221319	Refrigerant Hose	1		
20	T177227	Plate	1		
21	T177226	Plate	1		
22	T143169	O-Ring	1		
23	AH78237	Clamp	2		
24	T177228	Bracket	1		Receiver /Dryer
25	AT303865	Toggle/Rocker Switch	1		
26	R26627	Nut	1		
27	AT302951	Line	1		Refrigerant
29	T207060	Plug	1		(T163309 NLA), Plug For Air Conditioner Switch When There Is No Air Conditioning
32	AT302952	Line	1		Refrigerant
33	H148375	Lock Nut	1		
34	RE60888	Pressure Switch	1		
35	R26936	Grommet	1		

Key	Part No.	Part Name	Qty.	Serial No.	Remarks
1	AT324757	Hood	1		Standard
	AT347230	Hood	1		With Increased Air Flow
2	AT162114	Hinge	2		(A)
3	M68997	Bumper	4		(A)
4	19M7488	Cap Screw	4		M16 X 40
5	19M8011	Cap Screw	9		(A) M12 X 30
6	24M7226	Washer	9		(A) 13 X 35 X 5 MM
7	24M7241	Washer	4		17 X 34 X 4 MM
8	AT316619	Door	1		Service
9	AT300741	Hood	1		Grille Housing Cover Assembly

Key	Part No.	Part Name	Qty.	Serial No.	Remarks
1	19M8011	Cap Screw	26		M12 X 30, All Hydraulic Long Track, All Hydraulic Low Ground Pressure
	19M8011	Cap Screw	24		M12 X 30, Standard, All Hydraulic Standard And Wide Track
2	19M8017	Cap Screw	2		M12 X 20
3	24M7226	Washer	24		13 X 35 X 5 MM, All Hydraulic Long Track, All Hydraulic Low Ground Pressure
	24M7226	Washer	22		13 X 35 X 5 MM, Standard, All Hydraulic Standard And Wide Track
4	24M7240	Washer	4		13 X 25 X 3 MM
5	AT306426	Fender	1		All Hydraulic Long Track, Low Ground Pressure, Right Hand
	AT306414	Fender	1		Right Hand, All Hydraulic Standard, Wide Track
6	AT306428	Fender	1		Left Hand, All Hydraulic Long Track, Low Ground Pressure
	AT306416	Fender	1		Left Hand, All Hydraulic Standard, Wide Track
7	AT310871	Fender	1		Rear, All Hydraulic Long Track, All Hydraulic Low Ground Pressure
	AT310870	Fender	1		Rear, Standard, All Hydraulic Standard And Wide Track
	AT321251	Fender	1		Rear, All Hydraulic, Long Track, Low Ground Pressure With Winch
	AT321250	Fender	1		Rear, Standard, All Hydraulic Standard And Wide Track, With Winch
8	T208370	Cover	1		Rear, All Hydraulic Long Track, All Hydraulic Low Ground Pressure
	T210360	Plate	1		Standard, All Hydraulic Standard And Wide Track
	AT321013	Cover	1		Rear, All Hydraulic Long Track, All Hydraulic Low Ground Pressure With Winch
	T215952	Cover	1		Rear, All Hydraulic Long Track, All Hydraulic Low Ground Pressure With Winch
	AT321011	Cover	1		Rear, All Hydraulic Standard And Wide Track With Winch

Key	Part No.	Part Name	Qty.	Serial No.	Remarks
1	14M7298	Flange Nut	4		M8
2	AT304729	Hinge	2		
3	AT324446	Latch	2		Compression
4	AT324453	Cylinder	2		
5	T177909	Ball Stud	4		
6	AT308059	Storage Compartment	1		
7	N102025	Plug	2		
8	19M7786	Screw	2		M10 X 30, With Regulated Grade Control
9	T206431	Angle	1		With Regulated Grade Control

21 Vehicle Main Hydraulic System
2163 Hydraulic Lines & Hoses

Key	Part No.	Part Name	Qty.	Serial No.	Remarks
1	R37023	Flange Fitting	2		
	T195864	Flange Fitting	2		With 100 CC Pump
2	R29936	O-Ring	1		
3	12H301	Lock Washer	4		1/2"
4	19H2993	Cap Screw	4		1/2" X 1-1/2"
	19H2473	Cap Screw	4		1/2" X 1-3/4", With 100 CC Pump
5	AT304850	Suction Hose	1		
	AT301844	Suction Hose	1		With 100 CC Pump
6	38H1609	Adapter Fitting	1		
	38H1622	Adapter Fitting	1		With 100 CC Pump
7	38H1194	Adapter Fitting	1		
	38H1164	Adapter Fitting	1		With 100 CC Pump
8	T77858	O-Ring	2		
	T76938	O-Ring	2		With 100 CC Pump
9	U46457	O-Ring	1		
	U12331	O-Ring	1		With 100 CC Pump
10	AT304904	Hydraulic Hose - Fabricate	1		
	AT304905	Hydraulic Hose - Fabricate	1		With 100 CC Pump
11	T196739	Tube	1		Inlet Elbow
	T196285	Flange Fitting	1		With 100 CC Pump
12	RE56859	Clamp	2		(SUB FOR AT37476, AND RE52702), This Application

21 Vehicle Main Hydraulic System
2163 Hydraulic Lines & Hoses

Key	Part No.	Part Name	Qty.	Serial No.	Remarks
1	AT152180	Drain Valve	3		
2	R26906	O-Ring	1		
3	Hose	2		(MAKE FROM TY22328) (CTL)
4	R117721	Clamp	2		(SUB FOR AT301917), This Application

21 Vehicle Main Hydraulic System
2164 Hydraulic Reservoir, Filter & Cooler

Key	Part No.	Part Name	Qty.	Serial No.	Remarks
1	AT304677	Bracket	1		
2	AT318160	Oil Filter	1		
3	14M7274	Nut	3		M10
4	24M7239	Washer	3		10.700 X 21 X 2.500 MM
5	19M7784	Screw	4		M10 X 20
6	38H1165	Adapter Fitting	1		
7	T78612	O-Ring	1		
8	38H1325	Elbow Fitting	1		
9	U13639	O-Ring	2		
10	T76938	O-Ring	1		
11	AT334796	Fitting Plug	1		(SUB FOR R27218), This Application
13	Filter	1		Not Serviced
14	14H778	Nut	2		0.190"
15	12M7060	Washer	1		5.300 MM
16	AT320344	Filter	1		
17	AT305595	Pressure Switch	1		
18	R26448	O-Ring	2		
19	AT211239	Hydraulic Hose - Fabricate	1		To Control Valve, (SUB FOR AT304871)
	AT211239	Hydraulic Hose - Fabricate	1		To Control Valve With Winch

Key	Part No.	Part Name	Qty.	Serial No.	Remarks
1	AT372688	Hydraulic Motor	1		
2	38H1161	Adapter Fitting	1		
3	T77857	O-Ring	1		
4	R26375	O-Ring	1		
5	38H1162	Adapter Fitting	1		
6	T77932	O-Ring	1		
7	R26906	O-Ring	1		
8	38H1160	Adapter Fitting	1		
9	T77613	O-Ring	1		
10	R26448	O-Ring	1		
11	38H1362	Elbow Fitting	1		
12	T77932	O-Ring	2		
13	38H1393	Elbow Fitting	1		
14	T77613	O-Ring	2		
15	38H1323	Elbow Fitting	1		
16	T77857	O-Ring	2		
17	T81029	Nut	1		
18	T78716	Nut	1		
19	T80306	Nut	1		
20	AT305598	Hydraulic Hose - Fabricate	1		
21	AT373155	Hydraulic Hose - Fabricate	1		
22	AT305600	Hydraulic Hose - Fabricate	1		
23	AT302320	Hydraulic Hose - Fabricate	1		
24	AT302325	Hydraulic Hose - Fabricate	1		
25	AT373157	Hydraulic Hose - Fabricate	1		
26	AT305925	Hydraulic Hose - Fabricate	1		
27	AT305952	Hydraulic Hose - Fabricate	1		
28	AT307644	Hydraulic Hose - Fabricate	1		
29	AT305924	Hydraulic Hose - Fabricate	1	178463-182953	
	AT381816	Hydraulic Hose - Fabricate	1	182954-	
30	AT322781	Hydraulic Hose - Fabricate	1		
31	24M7353	Washer	1		20 X 34 X 3 MM
32	24M7294	Washer	1		26 X 39 X 4 MM
33	24M7396	Washer	1		21 X 34 X 3 MM
34	T28949	Clamp	1		
35	19M7786	Screw	1		M10 X 30
36	14M7296	Flange Nut	1		M10
37	T102934	Clamp	1		

Key	Part No.	Part Name	Qty.	Serial No.	Remarks
1	38H1025	Tee Fitting	1	(A)	
2	38H1094	Elbow Fitting	1	(A)	
4	38H1285	Union Fitting	1	(A)	
5	38H1286	Adapter Fitting	1	(A)	
6	38H1312	Elbow Fitting	1	(A)	
7	38H1471	Reducer	1	(A)	
8	38H1548	Elbow Fitting	1	(A)	
9	38H1613	Adapter Fitting	1	(A)	
10	38H1621	Adapter Fitting	1	(A)	
11	R26448	O-Ring	2	(A)	
12	R26906	O-Ring	1	(A)	
13	R29936	O-Ring	1	(A)	
14	T76938	O-Ring	6	(A)	
15	T77613	O-Ring	10	(A)	
16	T77857	O-Ring	4	(A)	
17	T77858	O-Ring	1	(A)	
18	T77932	O-Ring	7	(A)	
19	38H1031	Tee Fitting	1	(A)	
20	38H1095	Elbow Fitting	1	(A)	
21	38H1355	Tube Nut	1	(A)	
22	38H1415	Fitting	4	(A)	Old Design
	38H1415	Fitting	2	(A)	New Design
23	38H1417	Fitting	1	(A)	
24	AT317436	Hydraulic Hose - Fabricate	1	(A)	
25	AT317438	Hydraulic Hose - Fabricate	1	(A)	
26	AT317439	Hydraulic Hose - Fabricate	1	(A)	
27	AT317440	Hydraulic Hose - Fabricate	1	(A)	
29	T150138	Hose Guard	1	(A)	
31	T80306	Nut	1	(A)	
32	T81029	Nut	4	(A)	
33	24H1391	Washer	8	(A)	25/32" X 1-5/16" X 0.060"
34	24M7294	Washer	2	(A)	26 X 39 X 4 MM
35	AT171681	Check Valve	1	(A)	
36	AT317437	Hydraulic Hose - Fabricate	1	(A)	
38	N155442	Adapter Fitting	1	(A)	
39	AT305016	Hydraulic Hose - Fabricate	1	(A)	New Design

(A) STANDARD WINCHES
TREUILS STANDARD
MALACATES ESTANDAR

Key	Part No.	Part Name	Qty.	Serial No.	Remarks
1	AT364682	Dozer Blade	1		(CA)
2	AT361180	Plate	1		
3	T244168	Ball	1		
4	AT361180	Plate	1		
5	T244168	Ball	1		
6	T162524	Dura-Max TM Cutting Edge	2		
7	T160425	Dura-Max TM Cutting Edge	1		
8	T160426	Dura-Max TM Cutting Edge	1		
9	T70286	Bolt	28		19.050 X 63.500 MM (3/4" X 2-1/2")
10	T10510	Washer	28		19.837 X 34.925 X 3.048 MM (25/32" X 1-3/8" X 0.120")
11	14H1058	Nut	28		3/4"
12	T202701	Pin Fastener	2		
13	T202754	Pin	2		
14	T202755	Plate	4		
15	19M8242	Screw	4		M12 X 16
16	T202781	Bushing	4		

Key	Part No.	Part Name	Qty.	Serial No.	Remarks
1	14M7426	Lock Nut	4		M8
2	19M7950	Cap Screw	4		M20 X 45
3	19M7969	Cap Screw	4		M20 X 110
4	19M7970	Screw	4		M8 X 100
5	19M8242	Screw	1		M12 X 16
6	24M7242	Washer	4		21.400 X 42 X 5 MM
7	AT226466	Frame	1		Convenience Assembly
8	T197229	Ball	1		Pivot Ball
9	AT351004	Clevis	1	-172560	Pitch Link Mount, (SUB FOR AT226536) (ALSO ORDER (6) T239534)
	AT351004	Clevis	1	172561-	
10	AT304077	Step	1		(RH)
11	AT304078	Step	1		(LH)
12	AT228560	Link	1		Pitch Strut Assembly
14	F39000354	Snap Ring	4		
15	JD7759	Lubrication Fitting	2		
17	T219583	Plate	4		
18	T177028	Strap	2		C-Frame Flag Pin
19	T202754	Pin	1		
20	T217646	Pin	1		
21	T202755	Plate	1		
22	T202854	Pin	2		C-Frame Pin
23	T209133	Pin	4		
25	T101480	Washer	2		
26	T202574	Plate	6	-172560	
	T239534	Plate	6	172561-	
27	AT359620	Bushing	2		

Key	Part No.	Part Name	Qty.	Serial No.	Remarks
1	AT324966	Seal Kit	1		Not Illustrated
2	AT329075	Valve	1		Inlet Section
3	AT49216	Fitting Plug	3		Detent
4	T70177	O-Ring	3		11.887 X 1.981 MM (0.468" X 5/64")
5	T58477	Fitting	1		
6	R26906	O-Ring	1		19.177 X 2.464 MM (0.755" X 0.097")
7	AT329081	Valve	1		Angle Section
8	19M8532	Screw	12		M6 X 35
9	19M8553	Screw	12		M6 X 16
10	AT329089	Elec-Hyd Proportional Valve	1		
11	AT335927	Actuator	3		
	AT355118	Seal Kit	3		
12	AT335928	Valve Spool	1		Angle
13	AT335946	Housing	1		Angle
14	AT329083	Pressure Relief Valve	2		380 bar, Circuit Relief
15	Z29304	O-Ring	5		15.600 X 1.780 MM (0.614" X 0.070")
16	AT335920	Compensator	3		Pressure
17	51M7045	O-Ring	3		19.300 X 2.200 MM
18	AT329082	Valve	1		Outlet Section
19	AT329084	Pressure Relief Valve	1		280 bar, System
20	AT335918	Pressure Relief Valve	1		231 bar, Load Sense
21	T74553	O-Ring	1		
22	AT335919	Hydraulic Pressure Valve	1		Pressure Reducing
23	14M6915	Nut	3		M10
24	AT63271	Fitting	2		
25	R26375	O-Ring	2		16.358 X 2.210 MM (0.644" X 0.087")
26	T227074	Orifice	1		
27	AT329086	Seal Kit	4		
28	AT329085	Bolt And Nut	1		
29	AT360631	Valve	1		(SUB FOR AT329080 AND AT351012), Tilt Section
30	AT335929	Valve Spool	1		Tilt
31	AT335932	Spring Assembly	2		
32	AT335947	Housing	1		Tilt
33	AT360626	Elec-Hyd Proportional Valve	1		(SUB FOR AT329087 AND AT351013)
35	AT335931	Valve Spool	1		Lift
36	AT335933	Spring Assembly	1		
37	AT335948	Housing	1		Lift
38	AT329127	Check Valve	1		
39	AT360624	Elec-Hyd Proportional Valve	1		(SUB FOR AT329088 AND AT351010)
41	AT360637	Valve	1		(SUB FOR AT351017 AND AT329078), Lift Section
42	24M7433	Washer	3		10.500 X 20 X 2 MM
50	AT360639	Control Valve	1		(SUB FOR AT351018 AND AT315876), Three Function Integrated Grade Control

Key	Part No.	Part Name	Qty.	Serial No.	Remarks
1	14M7279	Nut	1		M30
2	19M7815	Screw	2		M12 X 60
3	19M7820	Screw	1		M12 X 100
4	38H1012	Elbow Fitting	1		
5	R26906	O-Ring	2		
6	T77857	O-Ring	2		
7	38H1376	Tee Fitting	1		
8	T77932	O-Ring	2		
9	38H1016	Tee Fitting	1		
10	U12547	O-Ring	2		
11	38H1164	Adapter Fitting	1		
12	R29936	O-Ring	1		
13	T76938	O-Ring	2		
14	38H1179	Adapter Fitting	1		
15	38H1004	Elbow Fitting	2		
16	R26448	O-Ring	7		
17	T77613	O-Ring	12		
18	38H1030	Tee Fitting	1		
19	38H1038	Tee Fitting	1		
20	38H1160	Adapter Fitting	3		
21	38H1212	Adapter Fitting	1		
22	38H1480	Reducer	1		
23	T77814	O-Ring	1		
28	38H1174	Adapter Fitting	2		
29	AT227513	Hyd Actuated Control Valve	1		Convenience Assembly, Power Angle Tilt, Components On Another Page

Key	Part No.	Part Name	Qty.	Serial No.	Remarks
1	14M7100	Nut	4		M4
2	19M7775	Screw	4		M6 X 16, (SUB FOR 19M7862)
3	19M8078	Cap Screw	4		M4 X 16
4	24M7117	Washer	8		4.300 X 9 X 0.800 MM
5	AT309947	Toggle/Rocker Switch	1		Pilot Enable Switch
6	Multi-Functional Controller	1		
7	14M7303	Flange Nut	4		M6
8	AT333686	Plate	1		
9	T243057	Boot	1		(SUB FOR AT337825)
11	AT323420	Handle	1		
12	AT327580	Electrical Connector Assy	1		
13	T178768	Boot	2		
14	AT378694	Multi-Functional Controller	1		(INCLUDES T243057) (SUB FOR AT355027)
19	T230115	Plate	1		

Key	Part No.	Part Name	Qty.	Serial No.	Remarks
1	AT227972	Hydr./Pilot Control Valve	1		
	AT198770	Kit	1		
	AT198771	Seat Kit	1		
	AT317701	Spool	1		
	AT317702	Universal Joint Yoke	1		
	T190824	Screw	1		
2	62H1058	Adapter Fitting	3		
3	R28782	O-Ring	1		
4	AT306852	Lubrication Fitting	1		
5	AT305958	Hydraulic Hose - Fabricate	1		
6	AT305959	Hydraulic Hose - Fabricate	1		17.475" X 329 MM (13") X 17.475"
7	AT307256	Hydraulic Hose - Fabricate	1		
8	AT307257	Hydraulic Hose - Fabricate	1		
9	T205880	Label	1		
10	T213219	Boot	1		
11	AT317703	Handle	1		
12	AT306853	Lubrication Fitting	1		
13	62H1056	Adapter Fitting	1		
14	AT221852	Tie Rod Assembly	1		Not Illustrated
	AT221853	Tie Rod Assembly	1		
	AT320348	Tie Rod Assembly	1		
20	AT227454	Field Installation Kit	1		Includes Tie Rods, Auxiliary Valve Section

Key	Part No.	Part Name	Qty.	Serial No.	Remarks
1	T77857	O-Ring	1		
2	AT302791	Hydraulic Hose - Fabricate	2		
3	T78716	Nut	2		
4	38H1095	Elbow Fitting	2		
5	24M7396	Washer	2		21 X 34 X 3 MM

Key	Part No.	Part Name	Qty.	Serial No.	Remarks
1	AR85327	Clamp	2		
2	AR40418	Hose Clamp	2		
4	38H1006	Elbow Fitting	2		
5	R26906	O-Ring	2		
6	T77932	O-Ring	2		
7	38H1162	Adapter Fitting	1		
8	AT304203	Oil Tube	2		
9	AT304256	Hydraulic Hose - Fabricate	1		
10	AT304257	Hydraulic Hose - Fabricate	1		Right Hand Side
11	AT304258	Hydraulic Hose - Fabricate	1		
12	AT304259	Hydraulic Hose - Fabricate	1		Left Hand Side
13	Hose Sleeve - Fabricate	AR		38 in., 966 mm, MAKE FROM PS-B-35 CTL)
14	Hose Sleeve - Fabricate	AR		53 in., 1345 mm, (MAKE FROM PS-B-35 CTL)
16	T181801	Clamp	2		
17	Hose Sleeve - Fabricate	2		33 in., 833 mm, (MAKE FROMT82659 CTL)
18	Hose Sleeve - Fabricate	4		11 in., 279 mm, (MAKE FROMT82659 CTL)

Key	Part No.	Part Name	Qty.	Serial No.	Remarks
1	AH215664	Hydraulic Cylinder Barrel	1		
2	R90653	Wear Ring	1		
3	AH146559	Seal	1		
4	40M1873	Snap Ring	4		
5	E49244	O-Ring	1		
6	RE30162	Seal	1		
7	H152205	Seal	1		
8	H152796	Wear Ring	1		
9	AH215665	Rod	1		
10	H170262	Snap Ring	1		
11	H178271	Hydr. Cylinder Rod Guide	1		
12	R80078	O-Ring	1		
14	R98667	Back-Up Ring	1		
15	AT128774	Self-Aligning Bushing	2		
16	H180430	Nut	2		
17	H209710	Nut	2		
18	H157731	Piston	1		
19	AH149848	Kit	1		Bore
20	AH149815	Hydraulic Cylinder Kit	1		Rod
22	AH208635	Hydraulic Cylinder	1		Tilt Cylinder For Outside Dozer

Key	Part No.	Part Name	Qty.	Serial No.	Remarks
1	14M7517	Lock Nut	3		M10
2	19M8081	Cap Screw	3		M10 X 80
3	24M7096	Washer	3		10.500 X 18 X 1.600 MM
4	Guard	1		(SUB FOR AT330088)
5	AT330088	Guard	1		Kit

Numerical Index - Continued

Part No.	Key	Page	Part No.	Key	Page	Part No.	Key	Page
AT227006	1	59	AT301401	18	45	AT303880	2	39
AT227006	1	61	AT301402	18	45	AT303927	3	43
AT227006	1	63	AT301403	18	45	AT304068	6	295
AT227077	5	315	AT301404	18	45	AT304077	10	511
AT227195	3	445	AT301405	18	45	AT304077	10	513
AT227279	13	137	AT301498	4	295	AT304078	11	511
AT227279	19	469	AT301550	4	133	AT304078	11	513
AT227422	9	427	AT301715	1	135	AT304104	25	479
AT227423	10	427	AT301762	16	103	AT304200	22	327
AT227454	20	551	AT301768	2	135	AT304203	8	571
AT227470	2	497	AT301771	11	133	AT304256	9	571
AT227509	11	553	AT301822	26	231	AT304257	10	571
AT227513	29	531	AT301822	25	233	AT304258	11	571
AT227514	27	527	AT301844	5	451	AT304259	12	571
AT227515	27	529	AT301917	19	227	AT304275	5	453
AT227517	24	533	AT301917	4	461	AT304326	80	85
AT227668	11	329	AT301922	7	253	AT304331	3	65
AT227668	11	331	AT302003	7	35	AT304331	3	67
AT227669	58	329	AT302006	8	35	AT304331	8	69
AT227669	58	331	AT302109	2	119	AT304338	15	251
AT227773	1	45	AT302110	3	119	AT304377	9	51
AT227774	1	45	AT302139	9	425	AT304535	28	565
AT227775	18	45	AT302320	16	133	AT304535	1	569
AT227776	18	45	AT302320	23	481	AT304537	30	565
AT227815	17	249	AT302325	8	449	AT304537	2	569
AT227947	1	249	AT302325	24	481	AT304538	24	565
AT227948	2	249	AT302328	8	35	AT304538	3	567
AT227972	1	551	AT302358	7	35	AT304538	3	569
AT228080	7	35	AT302359	8	35	AT304540	10	565
AT228150	3	57	AT302438	50	329	AT304540	4	569
AT228150	3	59	AT302438	50	333	AT304540	5	569
AT228150	3	61	AT302454	27	479	AT304556	17	579
AT228150	3	63	AT302517	16	253	AT304634	10	363
AT228217	14	279	AT302556	13	515	AT304671	9	101
AT228292	4	367	AT302609	6	295	AT304677	1	471
AT228292	4	375	AT302611	1	295	AT304729	14	425
AT228292	4	385	AT302747	10	515	AT304729	2	441
AT228298	28	111	AT302791	4	557	AT304850	5	451
AT228299	14	121	AT302791	13	559	AT304871	19	471
AT228299	14	123	AT302791	2	561	AT304890	3	297
AT228304	7	239	AT302802	2	53	AT304890	2	299
AT228483	11	137	AT302951	8	407	AT304904	10	451
AT228484	24	469	AT302951	27	411	AT304905	10	451
AT228485	13	469	AT302952	9	407	AT304924	1	323
AT228486	21	137	AT302952	32	411	AT305016	15	457
AT228509	6	253	AT303013	1	89	AT305016	15	459
AT228560	12	511	AT303030	12	515	AT305016	39	491
AT228560	12	513	AT303031	30	515	AT305019	25	565
AT228630	7	513	AT303052	12	515	AT305025	8	575
AT228840	5	317	AT303053	30	515	AT305028	11	575
AT274298	11	51	AT303058	1	65	AT305039	14	575
AT276140	6	55	AT303058	1	67	AT305040	20	575
AT277938	12	51	AT303058	6	69	AT305072	10	463
AT278994	6	45	AT303071	14	277	AT305121	26	565
AT278995	9	45	AT303123	27	231	AT305121	5	567
AT280583	4	391	AT303123	26	233	AT305121	6	569
AT300018	1	555	AT303320	18	281	AT305122	28	565
AT300023	4	77	AT303320	18	283	AT305122	6	567
AT300027	1	81	AT303629	9	583	AT305220	6	81
AT300032	15	77	AT303682	5	51	AT305389	13	297
AT300089	4	339	AT303719	1	39	AT305389	3	299
AT300255	16	543	AT303720	2	39	AT305389	9	311
AT300255	16	545	AT303772	5	557	AT305394	3	119
AT300487	5	243	AT303773	12	575	AT305518	22	133
AT300674	4	77	AT303774	8	573	AT305583	1	273
AT300684	17	281	AT303777	13	575	AT305587	1	275
AT300684	17	283	AT303793	6	557	AT305595	30	111
AT300740	17	77	AT303799	29	111	AT305595	33	115
AT300741	9	421	AT303799	32	115	AT305595	17	471
AT300856	40	545	AT303799	20	543	AT305598	1	479
AT300877	26	575	AT303799	21	543	AT305598	20	481
AT300902	4	77	AT303799	21	545	AT305599	2	479
AT300905	4	77	AT303861	12	363	AT305600	24	479
AT300964	2	503	AT303862	19	289	AT305600	22	481
AT300970	9	103	AT303862	16	291	AT305695	5	49
AT300979	2	505	AT303862	5	313	AT305695	22	51
AT301052	5	319	AT303864	1	399	AT305714	15	51
AT301131	4	131	AT303864	8	405	AT305722	3	53
AT301132	5	131	AT303864	12	407	AT305732	3	135
AT301396	18	45	AT303865	13	407	AT305734	6	301
AT301397	18	45	AT303865	25	411	AT305742	9	457
AT301399	18	45	AT303867	6	313	AT305742	11	459
AT301400	18	45	AT303879	1	39	AT305742	4	467

Numerical Index - Continued

Part No.	Key	Page	Part No.	Key	Page	Part No.	Key	Page
T177171	30	409	T189216	10	45	T201521	8	447
T177172	31	409	T189221	14	45	T201525	9	445
T177226	21	411	T189222	14	45	T201525	3	447
T177227	20	411	T189223	14	45	T201606	25	327
T177228	32	409	T189227	14	45	T201606	22	329
T177228	24	411	T189228	14	45	T201606	22	333
T177261	26	289	T189229	14	45	T201613	7	53
T177261	4	291	T189232	14	45	T201618	8	53
T177425	5	241	T189234	14	45	T201619	9	53
T177575	29	227	T190502	12	105	T201667	17	495
T177580	30	227	T190503	3	107	T201667	17	497
T177595	16	97	T190824	1	551	T20168	13	187
T177602	43	85	T191334	3	539	T20168	25	51
T177603	44	85	T191335	22	537	T201852	50	233
T177604	37	85	T191335	15	539	T202030	52	77
T177605	36	85	T191346	12	537	T202032	42	327
T177833	4	285	T191346	9	539	T202032	68	329
T177833	3	287	T195188	17	417	T202032	68	333
T177909	5	441	T195239	25	279	T202111	6	263
T178497	7	247	T195604	18	249	T202112	15	267
T178498	7	247	T195673	10	495	T202113	16	267
T178665	46	329	T195864	1	451	T202115	5	267
T178767	71	85	T195868	37	77	T202126	9	265
T178768	13	541	T196285	11	451	T202127	10	265
T178768	3	85	T196319	9	249	T202128	11	265
T179167	3	369	T196375	38	77	T202335	12	427
T179167	2	377	T196739	11	451	T202336	13	427
T179306	31	227	T19687	..	271	T202551	5	285
T179468	24	279	T197225	11	495	T202551	6	287
T179468	24	281	T197225	10	497	T202574	26	511
T179468	23	283	T197226	6	495	T202574	26	513
T179637	11	91	T197226	6	497	T202636	5	39
T179638	12	91	T197229	8	511	T202643	10	37
T179732	71	329	T197229	8	513	T202644	1	37
T179761	3	433	T197300	13	137	T202657	18	495
T180047	6	337	T197300	22	263	T202657	18	497
T180755	8	329	T197323	8	265	T202693	29	575
T180755	8	333	T197324	12	267	T202701	9	499
T181217	8	395	T197521	26	279	T202701	12	501
T181217	8	397	T197705	11	239	T202701	9	503
T181306	42	111	T19935	43	231	T202701	10	505
T181306	40	545	T19935	45	233	T202701	23	515
T181306	44	545	T19935	11	477	T202754	19	495
T181306	4	555	T200118	7	37	T202754	19	497
T181461	21	565	T200176	4	423	T202754	10	499
T181461	24	567	T200196	42	77	T202754	13	501
T181461	24	569	T200200	40	77	T202754	10	503
T181668	16	241	T200202	41	77	T202754	11	505
T181801	16	571	T200269	42	77	T202754	19	511
T181953	42	231	T200271	43	77	T202754	19	513
T182625	17	241	T200272	44	77	T202755	20	495
T182632	3	241	T200276	9	37	T202755	20	497
T182874	5	433	T200286	11	543	T202755	11	499
T182909	23	363	T200286	11	545	T202755	14	501
T183730	2	565	T200364	45	77	T202755	11	503
T183730	30	567	T200401	46	77	T202755	12	505
T183730	28	569	T200552	47	77	T202755	21	511
T183757	17	537	T200698	48	77	T202755	21	513
T183757	19	539	T200701	7	503	T202755	24	515
T184924	14	401	T200759	8	505	T202781	12	499
T184924	12	403	T200765	3	101	T202781	16	501
T184924	18	407	T200797	49	77	T202781	12	503
T186135	9	97	T200798	50	77	T202781	13	505
T186793	20	327	T200799	51	77	T202781	25	515
T186793	28	329	T201045	14	45	T202781	12	517
T186793	28	333	T201046	14	45	T202852	2	325
T187243	5	505	T201047	14	45	T202854	22	511
T187244	6	505	T201048	15	45	T202854	22	513
T187730	12	579	T201049	7	45	T202903	4	37
T187757	5	263	T201050	8	45	T202996	5	297
T187758	7	265	T201051	14	45	T202996	5	299
T187759	14	267	T201194	45	231	T203009	7	339
T187815	37	115	T201194	46	233	T203016	14	583
T187815	38	115	T201201	24	51	T203106	30	575
T187815	49	115	T201203	46	231	T20314	3	193
T187988	7	505	T201203	47	233	T20316	7	193
T188306	17	103	T201306	11	539	T203227	55	77
T188306	12	107	T201321	47	231	T203403	8	347
T18891	9	187	T201321	48	233	T203441	69	329
T189205	3	45	T201322	48	231	T203441	69	333
T189206	5	45	T201322	49	233	T203442	70	329
T189213	2	45	T201520	2	241	T203442	10	333
T189214	4	45	T201521	8	445	T203473	21	55

CLICK HERE TO **DOWNLOAD** THE COMPLETE MANUAL

- Thank you very much for reading the preview of the manual.
- You can download the complete manual from: www.heydownloads.com by clicking the link below



- Please note: If there is no response to CLICKING the link, please download this PDF first and then click on it.

CLICK HERE TO **DOWNLOAD** THE COMPLETE MANUAL