



Illustrated Parts Manual

***Models
266, 307,
266 LoPro,
Agrovector
26.6, 30.7,
26.6 LP***

3126025

*Revised
April 3, 2014*



CLICK HERE TO **DOWNLOAD** THE COMPLETE MANUAL

- Thank you very much for reading the preview of the manual.
- You can download the complete manual from: www.heydownloads.com by clicking the link below



- Please note: If there is no response to CLICKING the link, please download this PDF first and then click on it.

CLICK HERE TO **DOWNLOAD** THE COMPLETE MANUAL

SECTION 1

FRAME & ATTACHING PARTS






Figure 1-2 Frame Shrouding & Trim, Cab & Mirrors

Item	Part Number	Qty.	Description	Rev.
1		Ref	HEADLIGHT ASSY, (see Figure 10-1 for details)	
2	3140007	2	MIRROR, (266, 266 LoPro, 26.6, 26.6 LP), (see Figure 10-1 for mounting hardware)	
	3140007	1	MIRROR, (307, 30.7), (see Figure 10-1 for mounting hardware)	
3	1781813	8	CAB MOUNT	
4	4806626	4	BUSHING	
5	8000565	4	WASHER	
6	8000567	4	RUBBER MOUNT	
7	0712029	4	HEX HD CAPSCREW, GR 10.9, (torque to 150 Nm)	
8	3292001	4	HEX NUT, M20X2.5	
10	0761012	2	HEX HD CAPSCREW, 10-1.50X25mm	
11	8003392	1	CABLE SET, GROUND CONNECTION	
12	4812000	2	FLAT WASHER, 10mm	
13		Ref	CAB, (see Figure 6-1 for details)	
14	443630	2	WING SCREW, M12X30mm	
15	909304	.12m	RUBBER TRIM, 18X5mm	
16	1271599	1	LIFT CYLINDER LOCK WELDMENT	
17	1784861	2	O-RING	
18	80363195	1	MIRROR	
19	3841634	1	MIRROR ATTACH BAR	
20	3291601	2	HEX LOCKNUT, 16MM-2.00	
21	4812300	2	FLAT WASHER, 16mm	
22		Ref	MIRROR, (see Figure 6-1 for details)	
	0275752	1	MIRROR INSTALLATION, (266 LoPro, 26.6 LP), (used in Italy), (Includes items 101 thru 104)	A
101	0903629	1	BRACKET	
102	3292001	2	HEX NUT, M20X2.5	
103	4812500	2	FLAT WASHER, 20mm	
104	3140007	2	MIRROR	
105		Ref	HEADLIGHT BRACKET, LH, (see Figure 10-1 for details)	
NOTE: ITEM NUMBERS NOT LISTED ARE NOT USED ON THIS FIGURE				



Figure 2-1 First Boom Section

Item	Part Number	Qty.	Description	Rev.
1	0801413	1	FIRST BOOM SECTION, (307)	
	0801413G	1	FIRST BOOM SECTION, (30.7)	
2	0701016	4	HEX HD CAPSCREW, 10-1.50X40mm, GR 8.8, (as required), (torque to 50 Nm)	
	0701017	4	HEX HD CAPSCREW, 10-1.50X45mm, GR 8.8, (as required), (torque to 50 Nm)	
	0701018	4	HEX HD CAPSCREW, 10-1.50X50mm, GR 8.8, (as required), (torque to 50 Nm)	
3	4812000	16	FLAT WASHER, 10mm	
4	3574821	2	SPACER	
5	8002901	6	SPACER	
6	8002200	8	BEARING PAD	
7	8008640	AR	SHIM, 50X200X0.5	
	8008641	AR	SHIM, 50X200X1.0	
	8008642	AR	SHIM, 50X200X1.5	
	8008070	AR	SHIM, 50X200X2.0	
8	0761010	8	HEX HD CAPSCREW, 10-1.50X20mm, GR 8.8, (as required), (torque to 50 Nm)	
	0761012	8	HEX HD CAPSCREW, 10-1.50X25mm, GR 8.8, (as required), (torque to 50 Nm)	
	0761014	8	HEX HD CAPSCREW, 10-1.50X30mm, GR 8.8, (as required), (torque to 50 Nm)	
9	4100076	2	BUSHING	
10	2160016	2	LUBE FITTING, STRAIGHT	
11	0761010	4	HEX HD CAPSCREW, 10-1.50X20mm, GR 8.8 (torque to 50 Nm)	
12	3423220	1	PIN	
13	0761215	1	HEX HD CAPSCREW, 12-1.75X35mm, GR 8.8	
14	4812100	1	FLAT WASHER, 12mm	




Figure 2-5 JD Quick Attach

Item	Part Number	Qty.	Description	Rev.
	1001110008	Ref	JD QUICK ATTACH INSTALLATION, (CE - 266, 307, 266 LoPro), (if equipped), (not available to order, see items 1 thru 5 for service)	A
1	2143511	2	ADAPTER	
2	1001094555	1	FEMALE QUICK DISCONNECT COUPLING	
3	1001094556	1	MALE QUICK DISCONNECT COUPLING	
4	1001097350	1	JD QUICK ATTACH, (includes items 101 thru 115)	
5	1001110009	2	HOSE ASSY	
101		1	WELDMENT	
102	1001104933	1	JD QUICK ATTACH CYLINDER	
	70022559	1	SEAL KIT	
105	1001101425	1	COVER PLATE	
106	1001101587	2	BOLT, M14X55	
107	4811900	4	WASHER, 8mm	
108	3290805	4	HEX HD CAPSCREW, M8X16, GR8.8	
109	1001101356	1	COVER PLATE	
110	1001101590	4	O-RING	
111	1001097661	2	ADAPTER	
112	1001097664	2	HOSE ASSY	
113	1001097662	2	ADAPTER	
114	1001097663	2	TEE FITTING	
115	1001103533	1	CLAMP SET, (includes screw and plate)	
201		Ref	AUXILIARY HYDRAULICS, (see Figure 8-9 for details)	
NOTE: ITEM NUMBERS NOT LISTED ARE NOT USED ON THIS FIGURE				

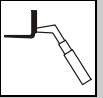


Figure 3-4 Fork Mounted Hook

Item	Part Number	Qty.	Description	Rev.
		Ref	FORK MOUNTED HOOK, (CE) , (Lamy) , (includes items 1 thru 5), (2700097 is no longer available, order 2700118)	B
1		1	WELDMENT	
2	7028123	1	CLEVIS	
3	7028122	1	HOOK	
4	7028121	2	AXLE	
5		2	PIN	
	2700118	1	FORK MOUNTED HOOK, (CE) , (Benne) , (includes items 101 thru 107)	A
101		1	WELDMENT	
102	70020201	1	PIN	
103	70020202	1	HOOK	
104	70020203	2	PIN	
105	70020204	4	RETAINING PIN	
106	70020205	1	BOLT	
107	70020206	1	SELF LOCKING NUT	
NOTE: ITEM NUMBERS NOT LISTED ARE NOT USED ON THIS FIGURE				

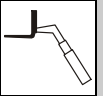


Figure 3-9 Bale Handler

Item	Part Number	Qty.	Description	Rev.
	0240117	1	BALE HANDLER, TUBE TYPE, (CE) , (includes items 1 thru 11)	A
1		1	WELDMENT	
2	7029344	2	ATTACH WELDMENT, (includes items 23 thru 26)	
4	7029345	8	HEX HD CAPSCREW, M12X45-8.8	
5	7029346	4	STRAP	
6	7029347	1	TUBE ARM, LEFT	
7	7029348	1	TUBE ARM, RIGHT	
8	7029349	8	FLAT WASHER, M12	
9	7029350	8	HEX LOCKNUT, M12-8	
10	7029351	4	HEX HD CAPSCREW, M22X180-8.8	
11	7029352	4	HEX LOCKNUT, M22-8	
23	7029353	8	PLATE	
24	7029354	8	U-BOLT	
25	7029355	16	HEX HD CAPSCREW, M16X130-8.8	
26	7029356	32	HEX LOCKNUT, M16-8	
	0240118	1	BALE HANDLER, SPIKE TYPE, (CE) , (includes items 101 thru 103)	A
101		1	WELDMENT	
102	7029344	2	ATTACH WELDMENT, (includes items 113 thru 116)	
103	7029357	8	SPIKE	
113	7029353	8	PLATE	
114	7029354	8	U-BOLT	
115	7029355	16	HEX HD CAPSCREW, M16X130-8.8	
116	7029356	32	HEX LOCKNUT, M16-8	
	2902440	1	SPIKE TYPE TO TUBE TYPE CONVERSION KIT, (CE) , (includes items 4 thru 11)	A
	2902441	1	TUBE TYPE TO SPIKE TYPE CONVERSION KIT, (CE) , (includes item 103)	A
NOTE: ITEM NUMBERS NOT LISTED ARE NOT USED ON THIS FIGURE				



Figure 4-1 Engine Assembly (Continued)

Item	Part Number	Qty.	Description	Rev.



Figure 4-6 Exhaust Installation

Item	Part Number	Qty.	Description	Rev.
	0274205	1	EXHAUST INSTALLATION, (includes all items)	F
1	0760812	2	HEX HD CAPSCREW, 8X25mm, GR8.8	
2	1686997	3	CLAMP	
3	3220140	1	MUFFLER	
4	3290805	4	LOCKNUT, M8X1.25	
5	3460365	1	TAIL PIPE	
6	3460403	1	EXHAUST TUBE	
7	3460404	1	EXHAUST TUBE	
8	4806580	1	EXHAUST MOUNT BRACKET	
9	4811900	2	FLAT WASHER, 8mm	
11	3380585	1	HEAT SHIELD	
12	0700816	2	HEX HD CAPSCREW, 8X40mm, GR8.8	
13	5200605	6	RIPP BOLT, 6X10mm	
14	1321367	2	HEAT SHIELD CLAMP	
NOTE: ITEM NUMBERS NOT LISTED ARE NOT USED ON THIS FIGURE				




Figure 5-3 Front Axle - Housing and Steering Cylinder

Item	Part Number	Qty.	Description	Rev.
1	91474095	4	GREASE FITTING	
2	7028400	12	SCREW	
3	7028383	2	KING PIN	
4	70022376	1	SWIVEL HOUSING, (left)	
5	7028385	2	KING PIN	
6	91474092	4	NUT	
7	91474091	4	SCREW	
8	7028401	2	NUT	
9	7028386	1	SEAL	
10	7028387	2	BUSHING	
11	70022377	1	SWIVEL HOUSING, (right)	
12	7028389	1	CYLINDER HEAD	
13	7028390	1	ROD	
14	70022378	1	SEAL KIT	
15	7028392	2	BALL JOINT	
16	91474078	2	NUT	
17	7028393	2	TIE ROD	
18	7028394	2	STEERING ARM, (includes items 15, 16 & 17)	
19	70022498	1	STEERING CYLINDER, (includes items 12, 13 & 14)	
20	7028396	3	SCREW	
23	7028399	4	BUSHING	




Figure 5-6 Front Axle - Double U-Joint

Item	Part Number	Qty.	Description	Rev.
1	7028498	1	DOUBLE JOINT, (includes items 2, 3, 4, 5 & 6)	
2	7028499	1	FORK	
3	7028500	1	CENTRAL BODY	
4	7028501	2	SPIDER, (includes item 6)	
5	7028502	1	FORK	
6	7028503	8	SNAP RING	
7	7028424	1	WASHER	
8	7028504	1	WASHER	
9	7028505	1	SNAP RING	
			NOTE: QUANTITIES SHOWN ARE FOR ONE U-JOINT ASSEMBLY ONLY	




Figure 5-9 Front Axle - Transmission Housing

Item	Part Number	Qty.	Description	Rev.
1	91474075	1	PLUG	
2	70022076	1	BREATHER	
3	7028432	8	SCREW	
4	7028433	2	SCREW	
5	7028434	2	PLUG	
6	7028435	6	PLUG	
7	7028436	1	HOUSING	
8	7028437	4	PIN	
9	91364078	1	PIN	
10	7028438	2	SCREW	
11	7028439	4	WASHER	
12	7028440	1	OIL PIPE	




Figure 5-13 Rear Axle - Swivel Housing and Steering Cylinder

Item	Part Number	Qty.	Description	Rev.
1	91474095	4	GREASE FITTING	
2	7028400	12	SCREW	
3	7028383	2	KING PIN	
4	70022376	1	SWIVEL HOUSING, (left)	
5	7028385	2	KING PIN	
6	91474092	4	NUT	
7	7028470	4	SCREW	
8	7028401	2	NUT	
9	7028386	1	SEAL	
10	7028387	2	BUSHING	
11	70022377	1	SWIVEL HOUSING, (right)	
12	7028389	1	CYLINDER HEAD	
13	7028390	1	ROD	
14	7028391	1	SEAL KIT	
15	7028392	2	BALL JOINT	
16	91474078	2	NUT	
17	7028393	2	TIE ROD	
18	7028394	2	STEERING ARM, (includes items 15, 16 & 17)	
19	7028472	1	FLANGE	
20	7028395	1	STEERING CYLINDER, (includes items 12, 13, 14, 24 & 26)	
21	7028432	3	SCREW	
22	7028497	1	SENSOR	
23	7028475	2	BAND	
24	7028398	1	MAGNETIC RING	
25	7028476	4	BUSHING	
26	70022894	1	SNAP RING	




Figure 5-16 Rear Axle - Double U-Joint

Item	Part Number	Qty.	Description	Rev.
1	7028484	1	DOUBLE JOINT, (includes all items)	
2	7028485	1	FORK (differential side)	
3	7028409	1	CENTRAL BODY	
4	7028408	2	SPIDER, (includes item 6)	
5	7028410	1	FORK (wheel side)	
6	7028411	8	SNAP RING	
NOTE: QUANTITIES SHOWN ARE FOR ONE U-JOINT ASSEMBLY ONLY				




Figure 5-19 Tires & Rims

Item	Part Number	Qty.	Description	Rev.
	0273808	1	TIRE & WHEEL INSTALLATION, 405/70-20, (MPT-01 agricultural), (includes items 1 thru 4)	C
	4520300	2	LH TIRE ASSY, 405/70-20, (MPT-01 agricultural), (includes items 1, 2 & 4)	C
	4520301	2	RH TIRE ASSY, 405/70-20, (MPT-01 agricultural), (includes items 1, 2 & 4)	C
1	3767853	4	TIRE, 405/70-20	
2	4520297	4	WHEEL, 13X20	
3	8005825	4	LABEL	
4	8008675	4	VALVE	
	0274769	1	TIRE & WHEEL INSTALLATION, 405/70-20, (MPT-04 construction), (includes items 101 thru 104)	B
	4520566	2	RH TIRE ASSY, 405/70-20, (MPT-04 construction), (includes items 101, 102 & 104)	A
	4520567	2	LH TIRE ASSY, 405/70-20, (MPT-04 construction), (includes items 101, 102 & 104)	A
101	3767057	4	TIRE, 405/70-20	
102	4520297	4	WHEEL, 13X20	
103	8008675	4	VALVE	
104	1707148	4	LABEL	
	0273809	1	TIRE & WHEEL INSTALLATION, 405/70-24, (MPT-01 agricultural), (266, 307, 26.6, 30.7) , (includes items 201 thru 204)	C
	4520302	2	LH TIRE ASSY, 405/70-24, (MPT-01 agricultural), (266, 307, 26.6, 30.7) , (includes items 201, 202 & 204)	E
	4520303	2	RH TIRE ASSY, 405/70-24, (MPT-01 agricultural), (266, 307, 26.6, 30.7) , (includes items 201, 202 & 204)	E
201	3767864	4	TIRE, 405/70-24	
202	1001096917	4	WHEEL, 13X24	
203	8005827	4	LABEL	
204	8008675	4	VALVE	
	0274770	1	TIRE & WHEEL INSTALLATION, 405/70-24, (MPT-04 construction), (266, 307, 26.6, 30.7) , (includes items 301 thru 304)	B
	4520568	2	RH TIRE ASSY, 405/70-24, (MPT-04 construction), (266, 307, 26.6, 30.7) , (includes items 301 thru 304)	B
	4520569	2	LH TIRE ASSY, 405/70-24, (MPT-04 construction), (266, 307, 26.6, 30.7) , (includes items 301 thru 304)	B
301	1001096917	4	WHEEL, 13X24	
302	4520390	4	TIRE, 405/70-24	
303	8008675	4	VALVE	
304	1707149	4	LABEL	
	0273810	1	TIRE & WHEEL INSTALLATION, 17.5-24, (agricultural), (307, 30.7) , (includes items 401 thru 404)	C
	4520304	2	LH TIRE ASSY, 17.5-24, (agricultural), (307, 30.7) , (includes items 402 thru 404)	C
	4520305	2	RH TIRE ASSY, 17.5-24, (agricultural), (307, 30.7) , (includes items 402 thru 404)	C
401	1705954	4	LABEL	
402	4520296	4	TIRE, 17.5-24	
403	4520299	4	WHEEL, 15X24	



Figure 6-2 Cab Interior Assembly

Item	Part Number	Qty.	Description	Rev.
1	8002820	1	IGNITION KEY SWITCH	
	8008049	1	KEY, (ignition, cab door, rear cover & engine cover)	
2	3933128	1	HAZARD SWITCH	
3	2420207	1	TACH-FUEL-WATER DASHBOARD	
4	8002819	1	LMI INDICATOR	
5	2420212	2	BLANK PLATE	
		Ref	TRAILER BRAKE INDICATOR, (optional), (see Figure 12-20 for details)	
6	4360596	1	HEAD-PARK LIGHT SWITCH	
7		Ref	JOYSTICK, (see Figure 7-1 for details)	
8	4360595	1	REAR WIPER-WASHER SWITCH	
9	4360602	1	JOYSTICK LOCKOUT SWITCH	
10	8004763	14	END SWITCH TRIM RING	
11	1359720	9	BLANK SWITCH PLATE	
12		Ref	CONTINUOUS AUXILLIARY HYDRAULIC SWITCH, (see Figure 7-1 for details)	
13	4360586	1	STEER MODE SWITCH	
14		Ref	PARKING BRAKE VALVE, (see Figure 8-5 for details)	
15		Ref	SPEEDOMETER INSTALLATION, (optional), (see Figure 12-15 for details)	
	1120593	1	PLUG, (Used in place of optional speedometer)	
16	1001005960	1	LOAD CHART HOLDER	
17	2920213	1	INTERIOR LIGHT ASSEMBLY	
18	1001093318	6	SCREW	
19	1001098150	6	WASHER	
22	1001094077	2	SCREW	
23	8466306	1	LEVEL INDICATOR GAUGE	
24	1001093319	8	SCREW	
26	7029486	3	SCREW	
27	7029538	1	FUSE COVER, (266, 307, 26.6, 30.7)	
	7029564	1	FUSE COVER, (266 LoPro, 26.6 LP)	
29	7029560	1	ROOF LINING, (266, 307, 26.6, 30.7)	
	7029561	1	ROOF LINING, (266 LoPro, 26.6 LP)	
30	1001093344	1	LEVEL INDICATOR BRACKET	
31	7029547	1	DASH COVER	
32	70020207	1	BOTTOM COVER	
33	70021477	1	FLOOR MAT	
34	1001096902	1	INSULATION	
	0274916	1	AXLE CENTERING INDICATOR INSTALLATION, (includes item 101)	
101	2420218	1	AXLE CENTERING INDICATOR	C



Figure 6-7 Air Circulation Installation

Item	Part Number	Qty.	Description	Rev.
1	7029545	1	CONTROL PANEL COVER	
2	7029546	1	LOWER HEATER/AC PLENUM COVER	
3		Ref	DASH COVER, (see Figure 6-2 for details)	
4	7029548	2	ROUND VENT	
5	7029549	1	ROUND VENT	
6	7029550	1	TUBE, (includes one 500mm piece & one 900mm piece)	
7	3953973	4	NOZZLE	
8	7029482	8	SCREW	
9	7029551	1	HEATER CONTROL	
	70020781	1	AC/HEATER CONTROL	
10	7029552	4	SCREW, M4x20	
11	7029505	5	SCREW	
12	7029504	5	WASHER	
13	7029451	10	SCREW	
14	7029553	6	WASHER	
15	1001116129	1	CABIN AIR FILTER ELEMENT	
16	7029555	1	CABIN AIR FILTER COVER	
17		2	SCREW	
18	2580058	1	HEATER WITHOUT AC	A
	2580061	1	HEATER W/ AC MODULE	A
19	2720553	1	HEATER HOSE, UPPER	
20	2720554	1	HEATER HOSE, LOWER	
21	3759535	2	HOSE CLAMP	
22	2754283	1	AC HOSE ASSEMBLY, (models with AC)	
23	1001096029	1	AC HOSE ASSY, (models with AC)	
	1001096126	1	AC HOSE ASSY INSULATION, (models with AC)	
24	7029556	4	SCREW	
25	7029557	4	WASHER	
26	7029562	1	COVER, (266, 307, 26.6, 30.7)	
	7029563	1	COVER, (266 LoPro, 26.6 LP)	
27	70020880	1	COVER	
28	1320032	2	HOSE CLAMP	
29	70021846	1	TUBE SUPPORT	
101	70021254	1	HOUSING	
102	1001097445	1	THERMOSTAT KIT, (266 Before S/N 1160003238, 307 Before S/N 1160003238, 266 LoPro Before S/N 1160003253, 26.6 Before S/N 1160003269, 30.7 Before S/N 1160003288, 26.6 LP Before S/N 1160003274)	
	1001097446	1	THERMOSTAT, (266 S/N 1160003238 & After, 307 S/N 1160003238 & After, 266 LoPro S/N 1160003253 & After, 26.6 S/N 1160003269 & After, 30.7 S/N 1160003288 & After, 26.6 LP S/N 1160003274 & After)	
103	1001099648	1	THERMOSTAT LOOM	
104	70021262	1	COIL	
105	70021260	1	TEMPERATURE SENSOR, (266 Before S/N 1160003238, 307 Before S/N 1160003238, 266 LoPro Before S/N 1160003253, 26.6 Before S/N 1160003269, 30.7 Before S/N 1160003288, 26.6 LP Before S/N 1160003274)	
	70021261	1	TEMPERATURE SENSOR, (266 S/N 1160003238 & After, 307 S/N 1160003238 & After, 266 LoPro S/N 1160003253 & After, 26.6 S/N 1160003269 & After, 30.7 S/N 1160003288 & After, 26.6 LP S/N 1160003274 & After)	
106	70021265	10cm	TAR BAND	



Figure 7-3 Accelerator Pedal Assembly

Item	Part Number	Qty.	Description	Rev.
	8000345	1	ACCELERATOR PEDAL ASSEMBLY, (includes items 1 thru 18)	B
1	7028526	1	GAS PEDAL	
2	7028527	1	SPRING	
3	7028528	2	BLIND RIVIT WITH FLAT ROUND HEAD	
4	7028529	2	SLIDING BEARING	
5	7028530	2	SAFETY DEVICE	
6	7028531	1	HEX SCREW	
7	7028532	1	HEX NUT	
8	7028533	1	PIN	
9	7028534	1	EYE BOLT	
10	7028535	1	RING	
11	7028536	1	BOOT	
12	7028537	1	BUSHING	
13	7028538	1	HEX NUT	
14	7028539	1	FORK LINK & CLIP	
15	7029137	1	BRACKET WELDMENT	
16	7029138	1	SHAFT	
17	7028540	1	FRICTION BEARING	
18	7028541	1	LEVER	
101	8002599	1	THROTTLE CABLE	
NOTE: ITEM NUMBERS NOT LISTED ARE NOT USED ON THIS FIGURE				

CLICK HERE TO **DOWNLOAD** THE COMPLETE MANUAL

- Thank you very much for reading the preview of the manual.
- You can download the complete manual from: www.heydownloads.com by clicking the link below



- Please note: If there is no response to CLICKING the link, please download this PDF first and then click on it.

CLICK HERE TO **DOWNLOAD** THE COMPLETE MANUAL

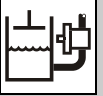


Figure 8-2 Dump Circuit

Item	Part Number	Qty.	Description	Rev.
1		Ref	MAIN CONTROL VALVE, (see Figure 9-6 for details)	
2	2143024	1	ELBOW, 90 DEGREES	
3	3460459	1	TUBE ASSY, (266, 26.6)	
	3460460	1	TUBE ASSY, (307, 30.7)	
	3460569	1	TUBE ASSY, (266 LoPro, 26.6 LP)	
4	2754407	1	HOSE ASSY, (266, 307, 26.6, 30.7)	
	2754799	1	HOSE ASSY, (266 LoPro, 26.6 LP)	
5	2140221	1	CONNECTOR	
6		Ref	RETURN FILTER, (see Figure 9-9 for details)	
7	2754252	1	HOSE ASSY, (266, 266 LoPro, 26.6, 26.6 LP)	
	2754313	1	HOSE ASSY, (307, 30.7)	
8		Ref	DRIVE MOTOR, (see Figure 9-7 for details)	
9	2754258	1	HOSE ASSY	
10	2142207	1	SWIVEL NUT RUN TEE	
11	2140827	1	CONNECTOR	
12	2754255	1	HOSE ASSY	
13	2754253	1	HOSE ASSY	
14	2143607	1	SWIVEL UNION	
15	1001094414	1	SWIVEL RUN TEE	
16		Ref	HYDROSTATIC TRANSMISSION PUMP, (see Figure 9-8 for details)	
17	2754248	1	HOSE ASSY	
18	2140419	2	ELBOW, 90 DEGREES	
19	2754249	1	HOSE ASSY	
20	2140819	1	CONNECTOR	
21	2140921	1	CONNECTOR	
22	2120193	1	FILTER	
	2120150	1	ELEMENT	
	7020020	1	INDICATOR	
23	4641389	1	CHECK VALVE	
24	1321142	1	CLAMP	
27	2755065	1	HOSE ASSY, (266 & 26.6 Before S/N 1160003812)	
	1001099001	1	HOSE ASSY, (266 & 26.6 S/N 1160003812 & After)	
	2755089	1	HOSE ASSY, (307 & 30.7 Before S/N 1160003815)	
	1001099000	1	HOSE ASSY, (307 & 30.7 S/N 1160003815 & After)	
	2755077	1	HOSE ASSY, (266 LoPro & 26.6 LP Before S/N 1160003818)	
	1001098999	1	HOSE ASSY, (266 LoPro & 26.6 LP S/N 1160003818 & After)	
28	1062255	2	TIE STRAP	
32	2142708	1	CONNECTOR	
33	2140829	1	CONNECTOR, (266, 266 LoPro, 26.6, 26.6 LP)	
	2140810	1	CONNECTOR, (307, 30.7)	
34	2754297	1	HOSE ASSY	
35	2142715	1	CONNECTOR	
36		Ref	STEERING VALVE, (see Figure 7-2 for details)	
37	2754302	1	HOSE ASSY	
38	2141103	1	ELBOW, 90 DEGREES	
39		Ref	BRAKE PEDAL ASSY, (see Figure 7-4 for details)	
40	2754305	1	STEER DRAIN HOSE, (266, 307, 26.6, 30.7), (inside tank), (remove return filter to service)	

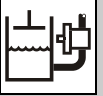


Figure 8-5 Service/Park Brake

Item	Part Number	Qty.	Description	Rev.
1	4641401	1	BRAKE VALVE	
	70020800	1	BALL KNOB	
2	2143005	2	ELBOW, 90 DEGREES	
3	2142708	2	CONNECTOR	
4	2754298	1	HOSE ASSY	
5	2754303	1	HOSE ASSY	
6	2754299	1	HOSE ASSY	
7	2754301	1	HOSE ASSY	
8	2754304	1	HOSE ASSY	
9	0920121	1	BRAKE CYLINDER	
10	2142103	1	SWIVEL NUT BRANCH TEE	
11	2988632	1	MINI CHECK	
12	2754318	1	HOSE ASSY	
13	2754319	4	TUBE ASSY	
14	70022869	1	BRAKE RESERVOIR BOTTLE, (side entry)	
	4400472	1	BRAKE RESERVOIR BOTTLE, (bottom entry)	
15	8002816	1	BOTTLE HOLDER	
16	8009974	2	HOSE CLAMP	
17	2140204	4	CONNECTOR	
19	2720548	1	HOSE	
20	2141102	1	ELBOW, 90 DEGREES	
21	2221204	1	HOSE BARB	
22	2140208	1	CONNECTOR	
26	2142203	1	SWIVEL NUT RUN TEE	
27	2141908	3	UNION TEE	
101	4360580	1	PARK BRAKE SWITCH, (not shown)	
NOTE: ITEM NUMBERS NOT LISTED ARE NOT USED ON THIS FIGURE				

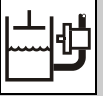


Figure 8-8 Tilt & Tilt Compensating Cylinderr

Item	Part Number	Qty.	Description	Rev.
4	0700817	1	HEX HD CAPSCREW, 8-1.25X45mm	
51	2142733	2	CONNECTOR	
105		Ref	MAIN CONTROL VALVE, (see Figure 9-6 for details)	
122	1309435	1	COVER PLATE	
123	1321086	1	CLAMP	
125	2142216	2	SWIVEL NUT RUN TEE	
126	2143017	2	ELBOW, 90 DEGREES	
129	2754308	1	HOSE ASSY	
130	2754310	1	HOSE ASSY	
201	0700815	5	HEX HD CAPSCREW, 8-1.25X35mm	
202	0700818	1	HEX HD CAPSCREW, 8-1.25X50mm	
211	874960	5	COVER PLATE	
212	1309435	1	COVER PLATE	
213	1317515	1	CLAMP	
214	1321128	7	CLAMP	
215	1321133	2	STACKING BOLT	
216	1321134	2	CLAMP LOCKING PLATE	
217		Ref	TILT CYLINDER, (see Figure 9-3 for details)	
219	2140118	6	DUAL NUT	
220	2141621	4	CONNECTOR	
221	2143017	2	ELBOW, 90 DEGREES	
225	2754111	2	HOSE ASSY	
226	2754120	1	HOSE ASSY	
243	4568870	1	TUBE ASSY	
244	4569029	1	TUBE ASSY	
245	4569036	1	TUBE ASSY	
248	4569042	1	TUBE ASSY	
312		Ref	COMPENSATION CYLINDER, (see Figure 9-4 for details)	
408	1001101935	2	ELBOW, 45 DEGREES, (AUS - if equipped with LMIS)	
415	1001101807	2	ADAPTER, (AUS - if equipped with LMIS)	
418	1001101954	2	PRESSURE SENSOR, (AUS - if equipped with LMIS)	
NOTE: ITEM NUMBERS NOT LISTED ARE NOT USED ON THIS FIGURE				



Figure 9-1 Lift Cylinder

Item	Part Number	Qty.	Description	Rev.
	1684356	1	LIFT CYLINDER, (266, 266 LoPro, 26.6, 26.6 LP), (includes items 1 thru 17 & item 26)	E
1	7028301	1	CASE ASSY	
2	7028302	1	PISTON ROD	
3	7028303	1	GLAND, (torque to 500-550 Nm)	
4	7028304	1	PISTON, (torque to 2160-2210 Nm)	
5	7028856	1	BUSHING	
6	Use kit K1	1	WIPER RING	
7	Use kit K1	1	ROD SEAL	
8	Use kit K1	1	BACKRING	
9	Use kit K1	1	O-RING	
10	Use kit K1	1	O-RING	
11	Use kit K1	1	O-RING	
12	Use kit K1	1	PISTON SEAL	
13	Use kit K1	2	WEAR RING	
14	7028314	2	GREASE NIPPLE	
15	Use kit K1	1	SET SCREW, (torque to 20-25 Nm)	
16	70020418	1	LOAD CONTROL VALVE	
17	7029239	4	HEX SOCKET HD SCREW	
19	3575850	1	BAR	
20	0761215	2	HEX HD SCREW, 12X35, GR 8.8	
21	3423215	1	CYLINDER PIN	
22	3423214	1	CYLINDER PIN	
23	4812100	1	FLAT WASHER, 12mm	
24	4832100	2	SPRING LOCK WASHER, 12mm	
25	0701215	1	HEX HD CAPSCREW, 12-1.75X35mm, GR 8.8	
26	7028899	4	BEARING	
111	4031919	4	HEX SOCKET HD CAPSCREW, M8X75, (AUS - if equipped with LMIS)	
116	1001101830	1	LMIS MANIFOLD VALVE, (AUS - if equipped with LMIS)	
119	1001102080	4	O-RING, (AUS - if equipped with LMIS)	
K1	7029240	1	SEAL KIT, (includes items 6 thru 13 & 15)	



Figure 9-3 Tilt Cylinder

Item	Part Number	Qty.	Description	Rev.
	1684361	1	TILT CYLINDER, (307, 30.7), (includes items 1 thru 17, 24 & 25)	C
1	7028366	1	CASE ASSY	
2	7028367	1	PISTON ROD	
3	7028321	1	GLAND, (torque to 700-750 Nm)	
4	7028322	1	PISTON, (torque to 2630-2680 Nm)	
5	7028856	1	BUSHING	
6	Use kit K1	1	WIPER RING	
7	Use kit K1	1	ROD SEAL	
8	Use kit K1	1	BACKRING	
9	Use kit K1	1	O-RING	
10	Use kit K1	1	O-RING	
11	Use kit K1	1	O-RING	
12	Use kit K1	1	PISTON SEAL	
13	Use kit K1	2	PISTON GUIDE RING	
14	7028314	2	GREASE NIPPLE	
15	Use kit K1	1	SET SCREW, (torque to 20-25 Nm)	
16	7029241	1	LOAD CONTROL VALVE	
17	7028584	4	HEX SOCKET HD SCREW	
20	0701217	1	HEX HD CAPSCREW, 12X45	
21	3423224	1	TILT CYLINDER PIN	
22	4812100	2	FLAT WASHER, 12mm	
23	3291201	1	HEX NUT, M12X1.75	
24	7028899	4	BEARING	
25	7029244	2	SCREW PLUG	
K1	7028318	1	SEAL KIT, (includes items 6 thru 13 & 15)	

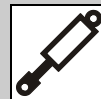


Figure 9-6 Main Control Valve

Item	Part Number	Qty.	Description	Rev.
	1001099032	1	MAIN CONTROL VALVE	A
1	70023157	1	INLET SECTION ASSY, (includes items 1 thru 7)	
2	7029083	1	MAIN STAGE	
3	7029084	1	RELIEF VALVE	
	70024374	1	SEAL KIT, RELIEF VALVE	
4	83304118	1	SEALING SET	
5	7029087	1	ORIFICE KIT, (includes quantity of 5)	
6	NSS	1	PLUG	
7	NSS	2	PLUG	
8	Use Kit K1	3	O-RING	
9	Use Kit K1	2	O-RING	
10	Use Kit K1	4	O-RING	
11	70023158	1	SECTION ASSY, (HOIST & TILT), (includes items 10 thru 16)	
12	7029097	4	CHECK VALVE	
	70024371	4	SEAL KIT, CHECK VALVE	
13	70024375	2	ACUATOR CAP	
11		2	O-RING	
12		2	SPRING PACK	
13		4	SOLENOID VALVE	
14	Use Kit K1	4	ORIFICE	
15	Use Kit K1	4	ORIFICE	
16	70023159	1	SECTION ASSY, (AUX & CROWD), (includes items 18 thru 25)	
17	70024372	2	PLUG	
18		2	CAP KIT	
19		2	O-RING	
20		2	SPRING PACK	
21		4	SOLENOID VALVE	
22	Use Kit K1	4	ORIFICE	
23		2	CHECK VALVE	
24		4	RELIEF VALVE	
25	70023160	1	OUTLET SECTION ASSY, (includes items 27 thru 31)	
26		1	PLUG ASSY	
27	7029101	1	TIE ROD KIT, (includes quantity of 4)	
28		1	PLUG	
29		1	PLUG KIT, (includes quantity of 5)	
31		1	PLUG	
32		4	NUT	
101	0100011	AR	LOCTITE, #242	
104	4032011	3	SOCKET HD CAPSCREW, M10X35	
106	4812000	3	FLAT WASHER, 10mm	
K1	7029088	2	SEAL KIT, SECTION, (includes items 8, 9 & 10)	



Figure 9-10 Implement Pump

Item	Part Number	Qty.	Description	Rev.
		1	IMPLEMENT PUMP, (3600421 is no longer available; order 3600429 for service), (includes all items)	C
	3600429	1	IMPLEMENT PUMP, (includes all items)	A
1	7029585	1	FLANGE	
2	7029108	1	BODY	
3		1	END COVER	
4	7029109	1	DRIVE GEAR-SHAFT	
5	7029110	1	DRIVEN GEAR	
6	7029112	2	DRIVE SCREW	
7	7029113	4	HEX NUT, M12	
8	7029114	1	NAME PLATE	
9	7029115	4	SCREW, M12	
10	7029116	2	SEAL	
11	7029117	2	SEAL	
12	7029118	4	BUSHING	
13	7029119	2	LIP SEAL	
14	7029120	2	BALANCE PLATE	
15	7029111	2	SCREW, 40mm	
16	7029121	2	SCREW, 55mm	
17	7029122	1	CLIP	
18	7029123	8	WASHER	
19	7029124	1	SECTION SEAL	
20	7029125	1	O-RING	
21	7029126	1	O-RING	

266 & 26.6 Before S/N 1160002246
 307 & 30.7 Before S/N 1160002233
 266 LoPro & 26.6 LP Before S/N 1160002238

ELECTRICAL



Figure 10-2 Engine Harness

Item	Part Number	Qty.	Description	Rev.
	4923183	1	ENGINE HARNESS, (includes all items)	C
1	1001116939	1	CONNECTOR	
2	1001116692	4	TERMINAL	
3	4460466	1	PLUG	
4	7026408	3	CONNECTOR	
5	80604018	3	LOCK	
6	7028996	1	CONNECTOR	
7	7028997	1	PLUG	
8	7028998	1	TERMINAL	
9	7028999	3	CONNECTOR	
10	4461006	3	SEAL	
11	7029000	3	CONTACT	
12	4461008	1	PLUG	
13	7029001	1	CONNECTOR	
14	7029002	1	SEAL	

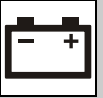


Figure 10-5 PWM Valve Controller Assembly

Item	Part Number	Qty.	Description	Rev.
	1810005	1	PWM VALVE CONTROLLER ASSEMBLY, (includes items 1 thru 7)	A
1	0380025	1	BOX BASE	
2	0861730	1	CLEAR BOX COVER	
3	1600388	1	CONTROLLER	
4	1705983	1	DECAL	
5	3900336	4	SPECIAL SCREW, #10-32X.500 TORX	
6	3900339	3	SPECIAL SCREW, #6-19X.500 LG	
7	4923258	1	PCB BOARD JUMPER HARNESS	
	4460265	1	TERMINAL, CONNECTOR PLUG, 9 PIN	
	4460268	2	TERMINAL, SOCKET	
	4920017	5 CM	WIRE, 18 GA. RED	
8	4010414	4	PAN HD SCREW, 4X30	
9	3290405	4	HEX LOCKNUT, 4mm-.70	
10	4811400	8	FLAT WASHER, 4mm	
11	4100106	4	SPACER	
12	0903217	1	MOUNTING BRACKET	
13	2400075	1	FUSE PAD ASSEMBLY	
	1001100781	1	FLASHER RELAY	
	70021567	11	RELAY	
14		Ref	ROOF HARNESS, (see Figure 10-6 for details)	
15		Ref	MAIN HARNESS, (see Figure 10-7 for details)	



Figure 10-7 Main Harness (Continued)

Item	Part Number	Qty.	Description	Rev.
49	70020191	1	RESISTOR	
50	250176	1	CONNECTOR	
67	1001091751	1	BUZZER	
68	7029666	28	FEMALE TERMINAL	
69	70020190	14	DIODE	
70	83481286	3	NUT	
71	83481285	3	LOCKWASHER	
75	70020195	2	THIMBLE	
76	NSS	6	PVC TAPE	
77	4461172	1	CONNECTOR	
78	1001116753	4	TERMINAL	
79	7029667	1	NUT	
80	NSS	1	WASHER	
81	NSS	22	BAND	
82	7026408	1	CONNECTOR	
83	80604018	1	LOCKING CONNECTOR	

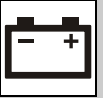


Figure 10-11 LMIS Audible Tower/Beacon Installation

Item	Part Number	Qty.	Description	Rev.
	1001108700	Ref	LMIS AUDIBLE TOWER/BEACON INSTALLATION, (if equipped), (not available to order, see items 1 thru 12 for service)	B
1	0760812	1	HEX HD CAPSCREW, M8X25, GR8.8	
2	3290405	2	HEX LOCKNUT, M4X0.7	
3	3290807	1	HEX LOCKNUT, M8X1.25	
4	4010416	2	PAN HD CAPSCREW, M4X40	
5	4811400	2	WASHER, 4mm	
6	4811900	1	WASHER, 8mm	
7	4811902	1	WASHER, 8mm	
8	1001091102	2	WASHER, 4mm	
9	1001106464	1	BEACON BRACKET	
10		Ref	LMIS TRANSDUCER HARNESS, (see Figure 10-10 for details)	
11	1001108661	1	LMIS WARNING BEACON ASSY, (includes items 101 thru 106)	A
12	E000269	1	CABLE GLAND, M20X1.5	
101	1001108683	1	GREEN LIGHT GLOBE SECTION, (includes o-ring)	
102	1001108684	1	YELLOW LIGHT GLOBE SECTION, (includes o-ring)	
103	1001108685	1	REG LIGHT GLOBE SECTION, (includes o-ring)	
104	1001108686	1	BUZZER ALARM	
105	1001108687	3	LIGHT BULB, 5W-12V	
106	1001108689	1	BUZZER ALARM BASE	
NOTE: ITEM NUMBERS NOT LISTED ARE NOT USED ON THIS FIGURE				



Figure 11-2 Cab Decals

Item	Part Number	Qty.	Description	Rev.
1	1706710	1	JOYSTICK LABEL	
2	8005671	1	DECAL	
3	8005672	1	DECAL	
4	8005673	1	DECAL	
5	8005674	1	DECAL	
6	2447967	1	OIL DECAL	
7	8005670	1	DECAL	
8	8008651	1	DECAL	
9	1706463	1	FUSE DECAL	
10	8005870	1	EMERGENCY EXIT DECAL	
11	8008805	1	DECAL	
12	1706209	1	PARK BRAKE DECAL	
13	1705980	1	SOUND DECAL	
14	1706443	1	STEERING MODE DECAL	
15	8006516	1	FLUID LEVEL (MAX)	
16	8006515	1	FLUID LEVEL (MIN)	
51	1706418	1	CAPACITY CHART KIT, (266, 266 LoPro)	
	1706258	1	FORKS, (266, 266 LoPro)	
	1706457	1	BUCKET, 1.8 ³ , (266, 266 LoPro)	
	1706458	1	BUCKET, 0.8 ³ , (266, 266 LoPro)	
	1706459	1	FORK HOOK, (266, 266 LoPro)	
	1706460	1	TRUSS, 3.4M, (266, 266 LoPro)	
	1706461	1	TRUSS, 3.6M, (266, 266 LoPro)	
	1706462	1	SIDE SHIFT CARRIAGE, (266, 266 LoPro)	
	1706402	1	BALE HANDLER, (266, 266 LoPro)	
	1706403	1	BALE HANDLER SPIKE, (266, 266 LoPro)	
	1706404	1	ROUND FORK, (266, 266 LoPro)	
52	1706630	1	CAPACITY CHART KIT, (26.6, 26.6 LP)	
	1706632	1	FORKS, (26.6, 26.6 LP)	
	1706636	1	BUCKET, 1.8 ³ , (26.6, 26.6 LP)	
	1706638	1	BUCKET, 0.8 ³ , (26.6, 26.6 LP)	
	1706640	1	FORK HOOK, (26.6, 26.6 LP)	
	1706642	1	TRUSS, 3.4M, (26.6, 26.6 LP)	
	1706644	1	TRUSS, 3.6M, (26.6, 26.6 LP)	
	1706646	1	SIDE SHIFT CARRIAGE, (26.6, 26.6 LP)	
	1706648	1	BALE HANDLER, (26.6, 26.6 LP)	
	1706650	1	BALE HANDLER SPIKE, (26.6, 26.6 LP)	
	1706652	1	ROUND FORK, (26.6, 26.6 LP)	
53	1706419	1	CAPACITY CHART KIT, (307)	
	1706259	1	FORKS, (307)	
	1706409	1	BUCKET, 1M ³ , (307)	
	1706410	1	FOUR IN ONE BUCKET, 2M ³ , (307)	
	1706411	1	BUCKET, 0.8M ³ , (307)	
	1706412	1	FORK HOOK, (307)	
	1706413	1	TRUSS, 3.4M, (307)	
	1706414	1	TRUSS, 3.6M, (307)	
	1706415	1	SIDESHIFT CARRIAGE, (307)	
	1706406	1	BALE HANDLER, (307)	
	1706407	1	BALE HANDLER, (307)	



Figure 11-6 Machine Decals, 30.7

Item	Part Number	Qty.	Description	Rev.
	0274459	1	30.7 DECALS, (includes items 1 thru 13)	B
2	1001094795	1	LUBE CHART DECAL	
3	1706441	1	AGROVECTOR DECAL, SMALL	
4	1706442	1	AGROVECTOR DECAL, LARGE	
5	1706607	2	DEUTZ-FAHR DECAL, SMALL	
6	1706608	2	DEUTZ-FAHR DECAL, MEDIUM	
7	1706609	2	DEUTZ-FAHR DECAL, LARGE	
8	1706610	1	CATHEDRAL DECAL	
9	1706612	1	30.7 DECAL, SMALL	
10	1706614	1	30.7 DECAL, LARGE	
11		Ref	LOAD CHART KIT, (see Figure 11-2 for details)	
13	8009377	3	SPEED DECAL, 35 KPH	



Figure 12-3 Hydraulic Hitch Installation (Continued)

Item	Part Number	Qty.	Description	Rev.



Figure 12-8 Air Conditioner Installation

Item	Part Number	Qty.	Description	Rev.
		Ref	AIR CONDITIONER INSTALLATION, (not available to order, see items 1 thru 104 for service)	G
1	0480139	1	BELT	
2	0760610	2	HEX HD CAPSCREW, 6X20, GR 8.8	
3	0701015	3	HEX HD CAPSCREW, 10-1.50X35mm	
4	0701031	2	HEX HD CAPSCREW, 10X140mm, (torque to 50Nm)	
5	0760606	2	HEX HD CAPSCREW, 6-1.00X12mm	
6	1321296	1	CLAMP	
9	2754285	1	HOSE ASSY	
10	2754286	1	HOSE ASSY	
11	3290605	5	HEX LOCK NUT, M6X1	
13	3291005	2	HEX LOCK NUT, M10X1.5	
14	3575688	1	MOUNTING PLATE	
15	3620058	1	RADIATOR ASSY, (includes items 101 thru 104)	A
17	4341075	1	A/C PUMP MOUNT	
18	4812000	8	FLAT WASHER, 10mm	
19	8003166	1	AIR DRYER ASSY	
	70020721	1	PRESSURE SWITCH	
	70020722	1	CONNECTOR	
20	8003167	1	AIR COMPRESSOR	
22	4812100	2	FLAT WASHER, 12mm	
23	0761029	1	HEX HD CAPSCREW, 10X120mm	
24	4220262	1	IDLER BLOCK	
25	3580345	1	IDLER PULLY	
26	4811900	4	FLAT WASHER, 8mm	
27	0630604	1	AC PULLY BOLT	
28	0760812	3	HEX HD CAPSCREW, 8-1.25X25mm	
29	1671241	1	AC PULLY COVER	
30	3290801	1	HEX NUT, M8X1.25	
101	0700415	6	HEX HD CAPSCREW, 4X35, GR 8.8	
102	0903133	3	RADIATOR BRACKET	
103	3290405	6	HEX LOCK NUT, M4X.7	
104	3620057	1	RADIATOR	
245	2754283	1	HOSE ASSY	
246	2754284	1	HOSE ASSY	
301	70021482	1	DRYER	
302	70021483	1	CLAMP	
303	70021484	1	DRYER BRACKET	
NOTE: ITEM NUMBERS NOT LISTED ARE NOT USED ON THIS FIGURE				



Figure 12-11 Dual Boom Aux Hydraulic, Manual

Item	Part Number	Qty.	Description	Rev.
	0273814	1	DUAL BOOM AUX HYDRAULIC, (includes items 1 thru 7)	D
1	2142805	5	CONNECTOR, (swivel nut)	
2	3977460	1	DUST CAP, (use with male screw type coupling)	
	1001093826	1	DUST CAP, (use with male quick disconnect type coupling)	
3	3977459		DUST PLUG, (use with female screw type coupling)	
	1001093827	1	DUST PLUG, (use with female quick disconnect type coupling)	
4	4641357	1	2POS/6WAY VALVE	
	70021532	1	ADJUSTMENT ASSY	
5		1	FEMALE SCREW COUPLING, (no longer available, order 1001097287 kit)	
	1001094555	1	FEMALE QUICK DISCONNECT COUPLING	
6		1	MALE SCREW COUPLING, (no longer available, order 1001097287 kit)	
	1001094556	1	MALE QUICK DISCONNECT COUPLING	
7	2142905	1	ELBOW, 45 DEGREES	
177	2143405	2	ELBOW, 90 DEGREES	
180	3977460	1	DUST CAP, (use with male screw type coupling)	
	1001093826	1	DUST CAP, (use with male quick disconnect type coupling)	
181	3977459		DUST PLUG, (use with female screw type coupling)	
	1001093827	1	DUST PLUG, (use with female quick disconnect coupling)	
183		1	FEMALE SCREW COUPLING, (no longer available, order 1001097287 kit)	
	1001094555	1	FEMALE QUICK DISCONNECT COUPLING	
184		1	MALE SCREW COUPLING, (no longer available, order 1001097287 kit)	
	1001094556	1	MALE QUICK DISCONNECT COUPLING	
186	2143605	1	SWIVEL UNION	
	1001097287	1	QUICK DISCONNECT ADAPTOR KIT, (includes items 183, 184, dust cap & dust plug)	
NOTE: ITEM NUMBERS NOT LISTED ARE NOT USED ON THIS FIGURE				



Figure 12-16 Sun Screen Installation

Item	Part Number	Qty.	Description	Rev.
	0275732	1	SUN SCREEN INSTALLATION, (includes all items)	A
1	4031509	2	SOCKET HD CAPSCREW, M4X25	
2	8003009	1	RETRACTABLE SUN SCREEN	



Figure 12-20 Hydraulic Trailer Brakes

Item	Part Number	Qty.	Description	Rev.
	0274208	1	HYDRAULIC TRAILER BRAKES, (CE & AUS - 307, 30.7), (Includes items 1 thru 4, 10 thru 34, 36 thru 63)	F
	0274986	1	HYDRAULIC TRAILER BRAKES, (ITALY - 307, 30.7), (Includes items 1 thru 63)	E
2	0700822	3	HEX HD CAPSCREW, M8X70	
3	0760812	4	HEX HD CAPSCREW, M8X25	
4	0903533	1	CONNECTOR BRACKET	
7	1359720	1	BLANK SWITCH PLATE	
10	2221193	1	CONNECTOR, QUICK DISCONNECT	
11	2755068	1	HOSE ASSY	
14	2755069	1	HOSE ASSY	
15	2755071	1	HOSE ASSY	
17	4641488	1	PRESSURE MODULATOR VALVE	
18	2142203	1	CONNECTOR, SWIVEL RUN TEE	
21	2755072	1	HOSE ASSY	
28	2755070	1	HOSE ASSY	
30	2180059	1	FITTING, TEE	
31	4360705	1	PRESSURE SWITCH	
33		Ref	PARKING BRAKE VALVE, (see Figure 8-5 for details)	
34		Ref	HOSE ASSY, (see Figure 8-5 for details)	
35	2420221	1	TRAILER PARK BRAKE INDICATOR	
	2420208	1	INDICATOR BODY	
	2420213	1	LAMP ASSY	
	4360639	1	BRAKE SYMBOL	
36	0630609	1	BOLT, M12X21.25	
37	0630610	3	BOLT, M22X1.5	
38	0700617	2	HEX HD CAPSCREW, M6X45	
39	0760818	3	HEX HD CAPSCREW, M8X50	
40	0761020	1	HEX HD CAPSCREW, M10X60	
41	874960	3	CLAMP COVER PLATE	
42	0903534	1	PLUG BRACKET	
43	0903555	1	BRAKE VALVE BRACKET	
45	1321142	2	CLAMP HALF	
46	1321143	2	CLAMP TOP PLATE	
47	1321321	3	CLAMP HALF	
50	2141710	1	CONNECTOR	
51	2141908	1	CONNECTOR, UNION TEE	
52	2142740	1	MALE CONNECTOR	
53	2180885	1	EYELET CONNECTOR	
54	3290805	1	HEX LOCKNUT, M8X1.25	
55	3291005	1	HEX LOCKNUT, M10X1.5	
56	4740566	2	WASHER, M12	
57	4740567	6	WASHER, M22	
58	4811900	10	WASHER, 8mm	
60	4831900	4	LOCKWASHER, 8mm	
61	5212000	1	FLAT WASHER, 10mm	
62	4240099	A/R	WIRE TIE	
63	372101	1	O-RING	
64	0274621	1	TRAILER CONTROLS, (Includes item 65)	
65	2420215	1	TRAILER INDICATOR	



Part Number	Page	Part Number	Page	Part Number	Page	Part Number	Page
1001116936	10-22, 10-26	1398385	1-3	1706459	11-7	2120186	4-13
1001116938	10-11, 10-13	1460011	7-5	1706460	11-7	2120193	8-7
1001116939	10-7, 10-9	1580040	6-3	1706461	11-7	2120194	9-31
1001116940	10-29	1600384	7-3	1706462	11-7	2120195	9-31
1001116941	10-22, 10-26	1600388	10-17	1706463	11-7	2120206	9-31
1001116942	10-15	1616551	8-3	1706607	11-15, 11-17	21401188-25, 8-27, 8-29, 8-31	
1001116943	10-22, 10-26	1660281	4-3	1706608	11-15, 11-17	2140204	8-17
1001116986	10-22, 10-26	1671177	1-4, 1-7	1706609	11-15, 11-17	2140206	8-11, 8-13
1001116991	10-22, 10-26	1671177G	1-4	1706610	11-15, 11-17	2140208	8-15, 8-17
1001116995	10-13, 10-22, 10-26	1671206	1-15	1706611	11-15	2140209	12-47
1001116997	10-15	1671206B	1-15	1706612	11-17	2140221	8-7, 9-31
1001118378	10-22, 10-26	1671209	1-13	1706613	11-15	2140419	8-7
1001118379	10-13, 10-22, 10-26	1671209B	1-13	1706614	11-17	2140423	8-3, 9-31
1001118383	10-22, 10-26	1671221	1-3, 1-7	1706630	11-7	2140603	8-11, 8-13
1001118392	10-11, 10-13	1671221G	1-3, 1-7	1706631	11-8	2140607	8-8, 9-31
1001118393	10-11, 10-13	1671241	12-19	1706632	11-7	2140803	8-11, 8-13
1009352	4-3	1671334	1-13	1706633	11-8	2140810	8-7
1042977	6-4	1671334B	1-13	1706636	11-7	2140812	8-3
1062255	8-7, 10-34, 12-7, 12-45	1684356	9-3	1706637	11-8	2140819	8-7
1120576	4-9	1684357	9-11	1706638	11-7	2140826	8-3
1120587	9-31	1684358	9-15	1706639	11-8	2140827	8-7
1120593	6-7	1684359	9-7	1706640	11-7	2140829	8-7
1170002	3-17	1684360	9-5	1706641	11-8	2140921	8-7
1170028	3-3	1684361	9-13	1706642	11-7	2141003	8-11, 8-13
1271599	1-11	1684362	9-17	1706643	11-8	2141102 8-3, 8-11, 8-13, 8-17	
13094352-13, 4-9, 8-25, 8-27, 8-29, 8-31		1684363	9-9	1706644	11-7	2141103	8-7
1317515	8-25, 8-27, 8-31	1684404	9-19	1706645	11-8	21416218-25, 8-27, 8-29, 8-31	
1320032	4-9, 6-17	1686997	4-15	1706646	11-7	2141710	12-49
1320061	10-3	1702773	11-11, 11-13	1706647	11-8	2141908	8-3, 8-17, 12-49
1320318	4-9	1705954	5-59	1706648	11-7	2142103	8-3, 8-17
1321086	8-27	1705980	11-4, 11-7	1706649	11-8	2142203	8-17, 12-43, 12-47, 12-49
1321125	8-11, 8-13	1705983	10-17	1706650	11-7	2142207	8-7
13211288-25, 8-27, 8-29, 8-31		1705998	11-4	1706651	11-8	2142216	8-25, 8-27, 12-43
13211338-25, 8-27, 8-29, 8-31		1706000	11-11	1706652	11-7	2142503	9-31
13211348-25, 8-27, 8-29, 8-31		1706001	11-13	1706653	11-8	2142505	12-7
1321142	8-3, 8-7, 12-49	1706209	11-7	1706659	11-11	2142704	8-3
1321143	8-3, 8-8, 8-11, 8-13, 12-49	1706258	11-7	1706710	11-7	2142708	8-3, 8-7, 8-17
1321264	12-45	1706259	11-7	1706891	5-60	2142709	8-3, 12-43
1321285	12-47	1706373	5-60	1706958	11-15	2142710	8-3
1321291	1-3, 1-4, 1-7, 1-8	1706402	11-7	1706959	11-15	2142715	8-7, 8-15, 8-33
1321296	12-19	1706403	11-7	1707115	12-45	2142717	8-3
1321301	4-11	1706404	11-7	1707148	5-59	2142729	12-43
1321320	8-11, 8-13	1706406	11-7	1707149	5-59	2142733	8-21, 8-23, 8-25, 8-27, 8-29, 8-31, 8-33
1321321	8-11, 8-13, 12-47, 12-49	1706407	11-7	1719204	12-3, 12-5, 12-7, 12-33, 12-35	2142740	8-3, 8-19, 12-49
1321367	4-15	1706408	11-8	1719419	6-3	2142805	12-29, 12-31
1321372	8-8	1706409	11-7	1749733	6-4	2142905	12-29, 12-31
1349717	4-13	1706410	11-7	1781813	1-11	2143005	8-17
1359720	6-7, 12-49	1706411	11-7	1784861	1-11	2143007	8-15, 8-33
1360585	12-17	1706412	11-7	1787217	10-3	2143017	8-25, 8-27
1366865	6-15	1706413	11-7	1810005	10-17	2143021	8-3
1377299	12-47	1706414	11-7	1810010	12-37	2143024	8-7
1380161	4-13	1706415	11-7	2000265	4-7	2143305	8-29, 8-31
1391297	12-11	1706418	11-7	2014226	1-3, 1-7	2143317	8-3
		1706419	11-7	2060034	4-3	2143403	8-8
		1706441	11-15, 11-17	2080057	11-4	2143405	8-15, 8-29, 8-31, 8-33, 12-29
		1706442	11-15, 11-17	21011032	6-9		
		1706443	11-7	2111616	8-11, 8-13		
		1706457	11-7	2120150	8-7		
		1706458	11-7				

CLICK HERE TO **DOWNLOAD** THE COMPLETE MANUAL

- Thank you very much for reading the preview of the manual.
- You can download the complete manual from: www.heydownloads.com by clicking the link below



- Please note: If there is no response to CLICKING the link, please download this PDF first and then click on it.

CLICK HERE TO **DOWNLOAD** THE COMPLETE MANUAL