

PARTS MANUAL

**HR45-27, HR45-31, HR45-40S,
HR45-36L, HR45-40LS, HR45LSX
(C227)**

CUSTOMER EDITION

HYSTER

CLICK HERE TO **DOWNLOAD** THE COMPLETE MANUAL

- Thank you very much for reading the preview of the manual.
- You can download the complete manual from: www.heydownloads.com by clicking the link below



- Please note: If there is no response to CLICKING the link, please download this PDF first and then click on it.

CLICK HERE TO **DOWNLOAD** THE COMPLETE MANUAL

TABLE OF CONTENTS (continued)

DESCRIPTION	PAGE
DISTRIBUTOR SECTION VALVE	10-48
LOAD SENSING VALVE SECTION	10-52
PILOT VALVE SECTION	10-50
PRIORITY VALVE SPOOL SECTION	10-54
THERMOSTAT	3-90
THERMOSTAT HOUSING	3-88
THIRD SPEED CLUTCH	6-26
THIRD SPEED GEARS	6-28
THROTTLE CUT-OFF VALVE	
MECHANICAL PILE SLOPE	12-24
POWER PILE SLOPE	12-26
TIRE AND WHEELS	
1800 X 25	14-8
1800 X 33	14-11
2100 X 25	14-10
TORQUE CONVERTER AND DRIVE PLATE	6-14
TORQUE CONVERTER OIL COOLER	3-49
TRANSMISSION	
CONTROL VALVE ASSEMBLY	6-38
CONTROL VALVE MOUNTING	6-40
FORWARD CLUTCH	6-16
FORWARD, REVERSE AND SECOND, - AND THIRD OR FOURTH CLUTCH SHAFTS	6-18
OUTPUT SHAFT	6-32
PUMP ADAPTOR	6-11
REGULATOR VALVE AND HYDRAULIC PUMP ARRANGEMENT	6-8
TURBINE SHAFT, STATOR SUPPORT, AND OIL BAFFLE	6-6
TRANSMISSION CASE AND REAR COVER	6-4
TRANSMISSION COOLING CONNECTIONS	3-21
TRANSMISSION PUMP DRIVE	6-12
TRANSMISSION TELESCOPING MOTOR	12-16
TURBOCHARGER	3-98
TURBOCHARGER PLUMBING	3-100
TWIST LOCK ASSEMBLY	12-10
V	
VALVE COVER	3-61
VENTILATION	
CAB	2-2
CAB - HR45LSX	2-4
VIBRATION DAMPER	3-70
W	
WATER PUMP	3-92
WEAR PADS	12-8
WIRE HARNESS	
CAB AND SIDE CONSOLE	5-18
HYDRAULICS	5-16
WIRE HARNESSES	5-15
WIRING ACCESSORIES	5-10

1

FRAME

LIGHTS AND MIRROR

ITEM	PART NO.	DESCRIPTION	QTY
1	1633647	Fender (LH)	1
2	1633648	Fender (RH)	1
3	1633649	Support	2
4	1470558	Bolt	6
5	1472158	Washer	20
6	1470942	Nut	6
7	1468946	Bolt	16
8	292683	Lockwasher	8
9	1633657	Plug	2
10	1633650	Door Handle	1
11	1518998	Bolt	8
12	1468223	Nut	8
13	1633653	Plate	2
14	1472167	Mirror	2
15	1472166	Support	2
16	136985	Capscrew	8
17	1468907	Washer	8
18	1470955	Nut	8
19	292504	Capscrew	8
20	1472204	Nut	8
21	1633654	Bracket (LH)	1
22	1633655	Bracket (RH)	1
23	1633656	Light (Amber)	2
24	1468912	Light	2
25	1633662	Plug	2
26	1633658	Support	1
27	1633659	Rotating Beacon	2
28	1468925	Lamp	1
29	1594438	Work Light (Oval)	2
30	1468375	Bulb	1
31	1633660	Rear Light	2
32	1472267	Bulb	1
33	1468916	Lamp	2
34	1633661	Back-Up Alarm	1
35	136681	Capscrew	8
36	293780	Lockwasher	8
37	1468115	Nut	16
38	1468262	Nut	8
39	292501	Capscrew	8
40	1469191	Washer	8
41	1471070	Bracket	1
42	1471071	Fire Extinguisher	1
43	1468223	Nut	2
44	1468222	Bolt	2

**LIMIT SWITCH
HR45LSX**

ITEM	PART NO.	DESCRIPTION	QTY
1	1475737	Support	1
2	1674441	Bolt	3
3	1469149	Washer	2
4	388049 292682	Lockwasher	1
5	1470944	Cam	1
6	1470946	Plate	1
7	1471897	Bolt	1
8	320162	Washer	2
9	1470942	Nut	1
10	1470947	Switch	1
11	1470949	Support	1
12	292501	Capscrew	2
13	1476421	Washer	2
14	1468262	Nut	2
15	1470943	Switch	1
16	1470601	Gland	1

FLOOR PLATES AND COVERS

ITEM	PART NO.	DESCRIPTION	QTY
1	1633779	Steering Hand Pump	1
2	1488091	Bracket	1
3	1488092	Housing	1
4	1469837	Fitting	1
5	1488146	Antenna	1
6	1488159	Support (RH)	1
6	a 1675349	Support (RH)	1
7	1521162	Switch	1
8	1633810	Cover	1
9	1633783	Steering Column	1
9	1619042	Steering Wheel	1
9	1539031	Gas Spring	2
10	1470377	Selector	1
11	1633784	Headlight	2
11	a 1675348	Headlight	1
12	1633786	Support (LH)	1
12	a 1527729	Support (LH)	1
13	1633787	Insulator	1
14	1488111	Cover	1
15	1488156	Wire Harness	1
15	a 1558595	Wire Harness	1
16	1677671	Loudspeaker	2
16	a 1488113	Loudspeaker	2
17	1488115	Dome Light (Dome)	1
18	1633781	Plate	1
19	1633780	Plate	1
20	1469048	Socket	4
21	1520166	Switch	1
22	1469049	Socket	4
23	1520167	Switch	3
24	1488127	Cover	2
25	1520168	Switch	1
26	1488117	Switch	1
27	1551368	Switch	1
28	1488155	Tube	1
29	1488123	Horn	1
30	1633808	Plate (Front)	1
31	1633807	Plate (Rear)	1
32	1633789	Insulator (LH Rear)	1
33	1633790	Insulator (LH Rear Lower)	1
34	1633791	Insulator (Rear Center)	1
35	1633805	Insulator (Rear RH)	1
36	1633792	Insulator (Rear Lower RH)	1
37	1633793	Insulator (RH Rear)	1
38	1488134	Floormat	1
39	1633797	Plate	1
40	1633794	Insulator (Front)	1
41	1633795	Plate	1
42	1633796	Plate	1
43	1633806	Anti-Slip Tread	AR
44	1633799	Protector (RH)	1

PEDAL ARRANGEMENT

ITEM	PART NO.	DESCRIPTION	QTY
1	1633869	Support	1
2	1469118	Switch	1
3	1471034	Fitting	3
4	1469120	Pad	2
5	1633870	Inching Pedal (Inching)	1
6	1469122	Spring	2
7	1469123	Shaft	1
8	1488347	Yoke	1
9	1469125	Stop	2
10	1469126	Pin	4
11	1633871	Pedal	1
12	1488346	Pedal	1
12	a 1675351	Pedal	1
13	1558596	Plate	1
14	1469086	Pin	2
15	1469131	Bushing	6
16	1488349	Support	1
17	1633872	Block	1
17	a 1675352	Block	1
18	1479707	Hose	2
19	1468092	Fitting	3
	b 1469192	Kit-Seal	1

FOOTNOTES:**a** HR45LSX**b** Not Illustrated

FUSE PLATES

ITEM	PART NO.	DESCRIPTION	QTY
1	370648	Fuse (20 Amp)	3
2	370647	Fuse (10 Amp)	15
3	1310630	Fuse (15 Amp)	11
4	370646	Fuse (5 Amp)	6
5	1337828	Fuse (3 Amp)	10
6	1469246	Bolt	6
7	1469244	Spacer	6
8	1469243	Spacer	4
9	1558602	Fuse Holder	1
10	1520261	Diode	2
11	1558602	Fuse Holder	1
12	1633908	Plate	1
13	Fitting	3
14	1476491	Fitting	3
15	1469212	Seal	1
16	1488385	Plate	1
17	1488386	Grommet	1
18	1472511	Horn	1
19	1469214	Fitting	8
20	1633910	Module	2
21	1633912	Module	1
22	1633913	Module	1
23	1469315	Relay	25
24	1469314	Printed Circuit Board	5
25	1488387	Rivet	20
26	1469313	Plate	5

COOLING SYSTEM

ITEM	PART NO.	DESCRIPTION	QTY
1	1634790	Support	1
2	1468888	Bolt	4
3	388049 292682	Lockwasher	2
4	1471052	Washer	4
5	1634791	Bolt	8
6	293780	Lockwasher	8
7	320157	Washer	8
8	1468115	Nut	2
9	1634432	Hose	1
10	1634140	Hose	1
11	1634794	Hose	1
12	1634795	Hose	1
13	1634796	Hose	1
14	1470437	Hose	1
15	1472944	Hose Assy	1
16	1634797	Hose	1
17	1634798	Hose	1
18	1634799	Hose	1
19	1634800	Hose	1
20	1634400	Hose	1
21	1470476	Hose Assy	1
22	1634802	Hose	1
23	1634803	Hose	1
24	1470475	Hose	1
25	1469790	Hose	1

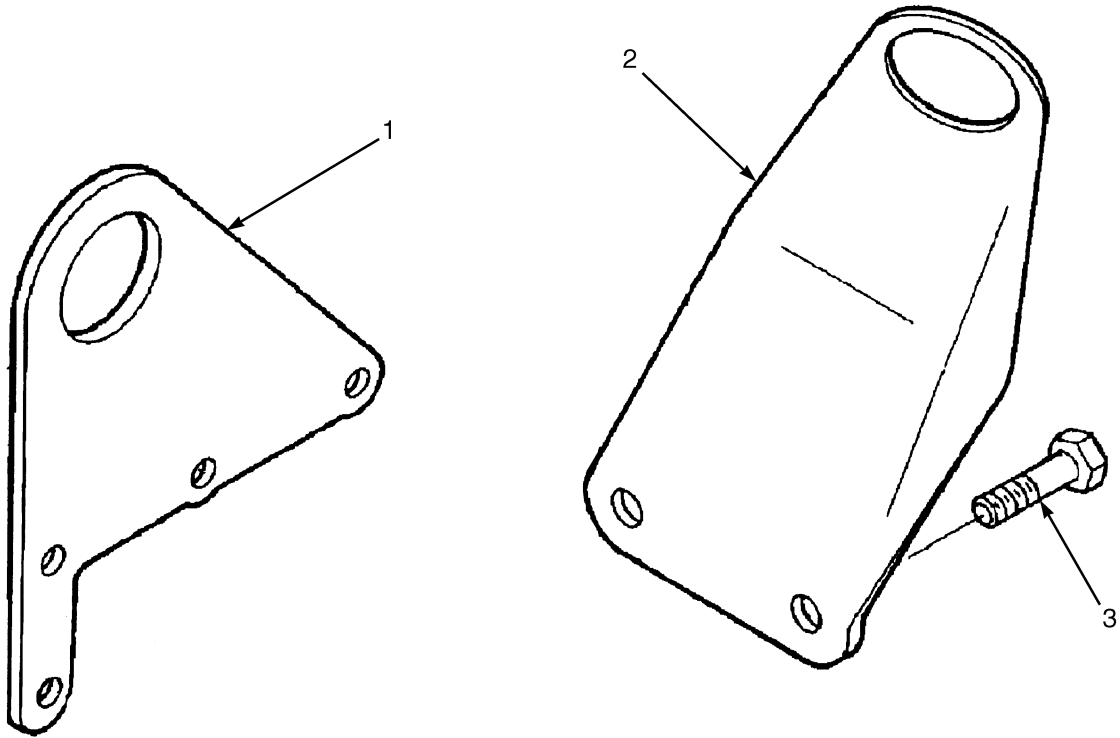
ENGINE RADIATOR

ITEM	PART NO.	DESCRIPTION	QTY
1	1634832	Radiator	1
2	1634833	Oil Cooler	1
3	1634834	Radiator	1
4	1634835	Air Cooler	1
5	1634836	Fan	1
6	1634837	Hydraulic Motor	1

**EXHAUST
HR45LSX**

ITEM	PART NO.	DESCRIPTION	QTY
	1553218	Engine Assy-Diesel	1
1	1633989	Silencer	1
2	1553242	Clamp	7
3	1633990	Elbow	1
4	1469795	Clamp	1
5	1633988	Elbow	1
6	136681	Capscrew	10
7	1635501	Washer	4
8	293780	Lockwasher	10
9	1468115	Nut	10
10	1674568	Pipe	1
11	1553243	Bracket	1
12	320157	Washer	12
13	1674569	Cover	1
14	1553254	Flex Tube	1
15	1674570	Elbow	1
16	1633991	Support	1
17	1553252	Bracket	3
18	1553248	Flex Tube	1
19	1674571	Pipe	1
20	1633993	Elbow	1
21	1674572	Collar	1
22	1553578	Clamp	1

LIFTING BRACKET (FIGURE 3-24)



HP090943

ITEM	PART NO.	DESCRIPTION	QTY
	1553218	Engine Assy-Diesel	1
1	1512826	Bracket	1
2	1673986	Kit-Bracket	1
3	1673984	Capscrew	2

CYLINDER HEAD

ITEM	PART NO.	DESCRIPTION	QTY
	1553218	Engine Assy-Diesel	1
1	1676661	Cylinder Head	1
2	1512586	Plug	2
3	1513179	Plug	2
4	1512585	Plug	8
5	1513180	O-Ring	6
6	1587607	Sleeve (Injector)	6
7	1513182	Insert (Valve) (Standard)	24
7	1676962	Insert (Valve)	AR
7	1676963	Insert (Valve)	AR
7	1676964	Insert (Valve)	AR
7	1676965	Insert (Valve)	AR
8	1662999	Guide (Valve Stem) (Standard)	24
8	1587612	Guide (Valve Stem) (0.008 in Oversize)	AR
9	1513185	Spring	24
10	1513188	Kit-Exhaust Valve	12
10	1676663	Kit-Intake Valve	12
11	1513187	Keeper	1
12	1513189	Retainer	24
13	1513190	Guide (Spring)	24
14	1513191	Fitting	16
15	1513192	Plug	6
16	1587610	Seal (Valve Stem)	24
17	1513194	Plug	2
18	1513195	Screw	29
19	1513196	Screw	3
20	1513197	Cylinder Head Gasket	1
21	1587611	Sealing Ring	7
22	1513198	Screw	5
23	1513199	Screw	2

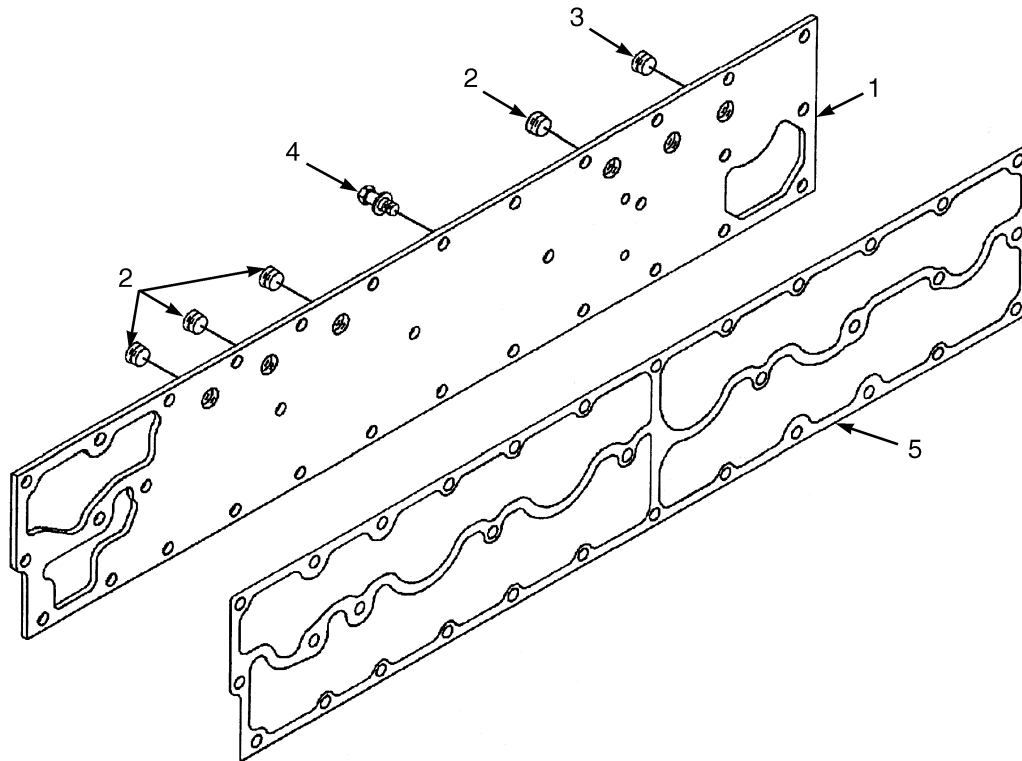
FRONT GEAR COVER

ITEM	PART NO.	DESCRIPTION	QTY
	1553218	Engine Assy-Diesel	1
1	1568683	Cover (Gear)	1
2	1676049	Strip Seal	1
3	1568684	Plug	1
4	1568685	Oil Seal	1
5	1512816	Gasket	1
6	1512817	Dust Seal	1
7	1568686	Oil Seal	1
8	1568687	Gasket	1
9	1512821	Dust Seal	1
10	1568688	Oil Seal	1
11	1568689	Gasket	1
12	1568690	Dust Seal	1
13	1512824	Capscrew	38
	1676050	Kit-Cover	1
	1512815	Kit-Seal	1
	1675942	Kit-Seal	1
	1512823	Kit-Seal	1

CAM FOLLOWER LEVERS

ITEM	PART NO.	DESCRIPTION	QTY
	1553218	Engine Assy-Diesel	1
1	1512513	Lever (Valve) Assembly	12
2	1512514	Pin (Cam Follower Roller)	1
3	1512515	Socket (Tappet)	1
4	1512516	Roller (Cam Follower)	1
5	1512517	Lever (Injector) Assembly	6
6	1512519	Pin (Cam Follower Roller)	1
7	1512515	Socket (Tappet)	1
8	1512518	Roller (Cam Follower)	1
9	1512520	Pin	1
10	1512521	Shaft Assembly (Cam Follower)	2
11	Plug	2
12	1512522	Support (Shaft)	1
13	1512523	Support (Shaft)	1
14	1512524	Support (Shaft)	5
15	1512525	Washer	7
16	1512526	Nut	7

OIL COOLER WATER PLUMBING (FIGURE 3-50)



HP091314

ITEM	PART NO.	DESCRIPTION	QTY
	1553218	Engine Assy-Diesel	1
1	1605253	Cover	1
2	1511952	Fitting	4
3	1512292	Plug	1
4	1512594	Capscrew	18
5	1567034	Gasket	1

RADIATOR PLUMBING

ITEM	PART NO.	DESCRIPTION	QTY
	1553218	Engine Assy-Diesel	1
1	1515873	Washer	1
2	1513472	Screw	1
3	1515874	Fitting	1
4	1533732	Manifold	1
5	1515875	Hose	1

INTAKE MANIFOLD

ITEM	PART NO.	DESCRIPTION	QTY
	1553218	Engine Assy-Diesel	1
1	1605238	Washer	1
2	1511952	Fitting	1
3	1513399	Plug	1
4	1512587	Plug Assembly	3
5	1512588	O-Ring	1
6	1605239	Intake Manifold (Air Intake)	1
7	1512594	Capscrew	2
8	1605161	Gasket	1
9	1605240	Plate (Cover)	1
10	1515909	Capscrew	1
11	1513590	Shaft	1
12	1512588	O-Ring	1
13	1515873	Washer	2
14	1513462	Capscrew	3
15	1605242	Capscrew (Captive Washer)	11
16	1605241	Heat Shield	1
17	1513587	Screw	6
18	1605244	Heat Shield	1
19	1605243	Capscrew (Captive Washer)	2

**SECTION 5
ELECTRICAL SYSTEM**

DESCRIPTION	PAGE
ALTERNATOR AND MOUNTING	5-8
BATTERIES	5-4
ELECTRICAL ACCESSORIES	5-14
ELECTRICAL SCHEMATIC	
BATTERIES, ENGINE STARTING, ALTERNATOR CHARGE	5-20
BLINKERS AND WARNING LIGHT	5-48
BOOM HOIST UP, TELESCOPING OUT, HOIST UP	5-74
BOOM REEL DRUM, HOIST CYLINDER SENSOR	5-86
BOOM TELESCOPE, BOOM HOIST	5-84
BOOM, SPREADER JOYSTICK	5-88
CAB AIR CONDITIONING - SHEET 1 OF 2	5-70
CAB AIR CONDITIONING - SHEET 2 OF 2	5-72
CAB GROUND	5-24
CAB WORK LIGHT AND CHASSIS ROTATION BEACON	5-62
CEILING LIGHT - REAR AND ROOF WINDSHIELD WIPER	5-66
CHASSIS, SPREADER, BOOM WORK LIGHTS	5-60
COOLER, JOYSTICK HYDRAULIC FLOW, DEAD MAN	5-76
CUMMINS M11 ENGINE	5-30
CUMMINS QSM11 ENGINE	5-28
ENGINE STOP, PARKING BRAKE	5-36
ENGINE, TRANSMISSION, BRAKE WARNING LIGHT	5-32
FRONT OUTRIGGER OPTION - SHEET 1 OF 2	5-44
FRONT OUTRIGGER OPTION - SHEET 2 OF 2	5-46
FRONT WINDSHEILD WIPER	5-64
FUSES CAB AFTER IGNITION	5-26
HYDRAULIC STANDARD OVERRIDE SELECTOR	5-90
IGNITION, ENGINE STARTING	5-22
LOW BEAM, HIGH BEAM AND HORN	5-52
PARKING LIGHT, STOP LIGHT	5-50
QAN DISPLAY, IQAN ELECTRONIC UNIT POWER	5-80
RADIO 24V/12V CONVERTER	5-68
REVERSE LIGHT	5-54
SLIDING CAB OPTION	5-56
SLIDING CAB, SPREADER LEVELING, BOOM HOIST UP	5-58
SPREADER DAMPENING	5-106
SPREADER FLOW, SIDE-SHIFT ROTATION	5-82
SPREADER LIGHTING	5-104
STANDARD HYDRAULIC JOYSTICK	5-78
TE27 TRANSMISSION - SHEET 1 OF 2	5-40
TE27 TRANSMISSION - SHEET 2 OF 2	5-42
TOP PICK SPREADER CONTAINER LOCKING AND RELEASING - SHEET 1 OF 2	5-100
TOP PICK SPREADER CONTAINER LOCKING AND RELEASING - SHEET 2 OF 2	5-102
TOP PICK SPREADER CONTAINER SEATING	5-98
TOP PICK SPREADER ROTATION - SPREADER 40L HYDRAULIC FLOW	5-92
TOP PICK SPREADER SIDE-SHIFT	5-94
TOP PICK SPREADER TELESCOPE	5-96
TOP PICK SPREADER TILT FUNCTION	5-108
TRANSMISSION	5-38
TRANSMISSION WARNING LIGHT	5-34

WIRING ACCESSORIES

ITEM	PART NO.	DESCRIPTION	QTY
	1553218	Engine Assy-Diesel	1
1	1605256	Washer	3
2	1512651	Strap Clamp	4
3	1512783	Nut	3
4	1515908	Brace	1
5	1515694	Nut	1
6	1512594	Capscrew	2
7	1512761	Capscrew	5
8	1515909	Capscrew	3
9	1515910	Wire Harness	1
10	1515911	Wire Harness	1
	a 1515907	Brace	1
	a 1605262	Stud	1
	a 1514483	Nut	1

FOOTNOTES:**a** Not Illustrated

ELECTRICAL SCHEMATIC
BATTERIES, ENGINE STARTING, ALTERNATOR CHARGE

ITEM	PART NO.	DESCRIPTION	QTY
	1492663	Start Battery Wet (BAT1 - 12V Battery)
	1492663	Start Battery Wet (BAT2 - 12V Battery)
	1634010	Support (BAT2 - Battery Clamp)
	1633873	Box (BV1 - Four Lights Panel)
	1469314	Printed Circuit Board (C1-BR10 - Five Relay Board)
	1632878	Coil (E220 - Starting Assistance)
	1337828	Fuse (3 Amp) (F26)
	1633978	Relay (RD - Engine Starting)
	1469315	Relay (R5-BR10 - Engine On)
	1634008	Support (SUP1 - Fuses Base)
	1634009	Support (SUP2 - Fuses Base)
	1512631	Alternator (S1 - Alternator)
	1469834	Relay (S3 - Main Switch)
	1533735	Starter (S14 - Starter)

NOTE: For a complete schematic listing refer to 8000 SRM 1293.

**ELECTRICAL SCHEMATIC
CUMMINS M11 ENGINE**

ITEM	PART NO.	DESCRIPTION	QTY
	1520299	Coil (E138 - Throttle Cut Off)
	1520299	Coil (E152 - Speed Limiter)
	1469701	Pressure Switch (Engine Oil Pressure Warning) (S83)
	1469700	Sensor (S90 Engine Coolant Temperature)
	1469696	Sensor (Engine Coolant Temperature) (S117)
	1469129	Sensor (S118 - Throttle)

NOTE: For a complete schematic listing refer to 8000 SRM 1293

ELECTRICAL SCHEMATIC
TE27 TRANSMISSION – SHEET 1 OF 2

ITEM	PART NO.	DESCRIPTION	QTY
	1633849	Controller (AP 200) (APC200-Electrical Unit)
	370647	Fuse (10 Amp) (F27)
	370647	Fuse (10 Amp) (F36)
	1579021	Sensor -Speed (Clutch Drum) (S37)
	1612333	Sensor-Speed (Output) (S59)
	1612309	Sensor-Speed (Turbine) (S68)
	1579010	Sensor-Speed (Engine and Temperature) (S95)

NOTE: For a complete schematic listing refer to 8000 SRM 1293

**ELECTRICAL SCHEMATIC
PARKING LIGHT, STOP LIGHT**

ITEM	PART NO.	DESCRIPTION	QTY
	1469315	Relay (R5-BR11 - Stop Light)
	1469315	Relay (R5-BR12 - Lighting Power Switch)
	1469196	Housing (S17 - Stop Light Sensor)
	1520166	Switch (S71 - Parking Light)

NOTE: For a complete schematic listing refer to 8000 SRM 1293

**ELECTRICAL SCHEMATIC
CHASSIS, SPREADER, BOOM WORK LIGHTS**

ITEM	PART NO.	DESCRIPTION	QTY
	1594438	Work Light (Oval) (S45 - Boom Work Light)
	1594438	Work Light (Oval) (S46 - Chassis Work Light)
	1594438	Work Light (Oval) (S47 - Chassis Work Light)
	1594438	Work Light (Oval) (S48 - Spreader Work Light)
	1594438	Work Light (Oval) (S49 - Spreader Work Light)
	1594438	Work Light (Oval) (S51 - Boom Work Light)
	1594438	Work Light (Oval) (S52 - Boom Worklight)
	1594438	Work Light (Oval) (S53 - Boom Work Light)
	1520167	Switch (S64 - Work Light)
	1520167	Switch (S67 - Work Light)

NOTE: For a complete schematic listing refer to 8000 SRM 1293

ELECTRICAL SCHEMATIC
CAB AIR CONDITIONING – SHEET 1 OF 2

ITEM	PART NO.	DESCRIPTION	QTY
	1337828	Fuse (3 Amp) (F29)
	1469315	Relay (R3-BR10 - Air Condition Compressor)
	1469315	Relay (R4-BR10 - Air Condition Motor)
	1488117	Switch (S73 - Air Condition Switch)
	1488029	Thermostat (S149 -Defrost)
	1488049	Valve (S151 - Air Condition Low Pressure Sensor)
	1488048	Valve (S152 - Air Condition High Pressure Sensor)
	1488056	Valve (S158 - Air Condition Pressure Sensor)

NOTE: For a complete schematic listing refer to 8000 SRM 1293

ELECTRICAL SCHEMATIC
QAN DISPLAY, IQAN ELECTRONIC UNIT POWER

ITEM	PART NO.	DESCRIPTION	QTY
	1633892	Display (Electric Joystick) (IQAN-MDM - IQAN Display)
	1551440	Display (IQAN-XP - IQAN Electronic Unit)

NOTE: For a complete schematic listing refer to 8000 SRM 1293

CLICK HERE TO **DOWNLOAD** THE COMPLETE MANUAL

- Thank you very much for reading the preview of the manual.
- You can download the complete manual from: www.heydownloads.com by clicking the link below



- Please note: If there is no response to CLICKING the link, please download this PDF first and then click on it.

CLICK HERE TO **DOWNLOAD** THE COMPLETE MANUAL

ELECTRICAL SCHEMATIC
HYDRAULIC STANDARD OVERRIDE SELECTOR

ITEM	PART NO.	DESCRIPTION	QTY
	1632878	Coil (E310 - Boom Hoist Down)
	1632878	Coil (E311 - Boom Hoist Up)
	1632878	Coil (E320 - Telescope Rotation)
	1632878	Coil (E321 - Telescope Extension)
	1469315	Relay (R5-BR14 - Boom Hoist Down Pressure)

NOTE: For a complete schematic listing refer to 8000 SRM 1293

ELECTRICAL SCHEMATIC
TOP PICK SPREADER CONTAINER LOCKING AND RELEASING – SHEET 1 OF 2

ITEM	PART NO.	DESCRIPTION	QTY
	1520299	Coil (E24 - Container Locking)
	1520299	Coil (E25 - Container Releasing)
	1520299	Coil (S142 - Container Lock/Release Switch)

NOTE: For a complete schematic listing refer to 8000 SRM 1293

**ELECTRICAL SCHEMATIC
Z1 CONTROLLERS**

ITEM	PART NO.	DESCRIPTION	QTY
	1633912	Module (Z1A - Logical Relay)
	1633913	Module (Z1B - Logical Relay)

NOTE: For a complete schematic listing refer to 8000 SRM 1293

TRANSMISSION CASE AND REAR COVER

ITEM	PART NO.	DESCRIPTION	QTY
	1632585	Transmission Assy	1
1	1612334	Tube (Suction)	1
2	15156	Lockwasher	2
3	18597	Capscrew	2
4	1612335	O-Ring	1
5	1612330	Gasket	1
6	1612326	Cover	1
7	1612293	Plug (Expansion)	1
8	15157	Lockwasher	44
9	1612328	Capscrew	37
10	1384794	Screw	7
11	1612313	Capscrew	7
12	1612314	Lockwasher	10
13	1612338	Cover	1
14	1612337	Baffle	1
15	1612339	Tube	3
16	330502	Pin	2
17	130625	O-Ring	6
18	1612331	Fitting (Pipe)	2
19	1612322	Case	1
20	330504	Nut	6
21	1612323	Tube (First Speed Clutch Pressure)	1
22	1612324	Tube (Low Shaft Rear Bearing Lube)	1
23	1612325	Tube (Third Speed Clutch Pressure)	1
24	1612332	Drain Plug (Magnetic)	1
25	1612342	Screw	3
26	1612312	O-Ring	1
27	1612311	Cover	1
28	1612333	Sensor-Speed (Output)	1
29	1579011	O-Ring	1
30	1579021	Sensor -Speed (Clutch Drum)	1
31	1579011	O-Ring	1

TORQUE CONVERTER AND DRIVE PLATE

ITEM	PART NO.	DESCRIPTION	QTY
	1632585	Transmission Assy	1
1	1612475	Hub (Turbine)	1
2	1612476	Snap Ring	1
3	1389153	Snap Ring	1
4	1634862	Hub (Reaction Member)	1
5	1612474	Spacer	1
6	1389189	Snap Ring	1
7	1389190	Bearing	1
8	1389191	Hub (Impeller)	1
9	1389192	O-Ring	1
10	1389193	Impeller	1
11	1389194	Ring	1
12	1389195	Screw	8
13	1389196	Turbine	1
14	1389204	Screw	5
15	1389203	Screw	10
16	1389197	O-Ring	1
17	1492675	Kit-Drive Plate Torque Conv	1
18	Drive Plate	1
19	1389207	Back-Up Ring	1
20	1389208	Capscrew	14
21	1566644	Cover	1
22	15157	Lockwasher	32
23	18557	Capscrew	32
24	1389200	Bearing	1
25	1389201	O-Ring	1
26	1612350	Spacer	1
27	1612351	Snap Ring	1
28	1612477	Snap Ring	1
29	1389202	Hub	1

REVERSE AND SECOND CLUTCH

ITEM	PART NO.	DESCRIPTION	QTY
	1632585	Transmission Assy	1
1	1612510	Piston Ring	3
2	1566652	Retaining Ring	4
3	1612565	Ball Bearing	1
4	1612566	Retaining Ring	1
5	1612567	Thrust Washer	1
6	1612507	Bearing	1
7	1612508	Bearing	1
8	1612362	Gear (Clutch Driven Input Drive)	1
9	1612504	Snap Ring	2
10	1612503	Seal	1
11	1611593	Plate	1
12	1611592	Friction Disk (Inner)	16
13	1612501	Outer Clutch Disk	10
14	1612505	Spring Assembly (Includes 15 Washers)	1
15	1612679	Spacer	1
16	1612497	Seal	2
17	Screen	1
18	1612499	Seal	1
19	1612498	Seal	1
20	1611591	Shaft (Second/Reverse)	1
21	1612568	Hub (Second Clutch Disc)	1
22	1612668	Snap Ring	1
23	1389231	Retaining Ring	1
24	1612569	Snap Ring	1
25	1611600	Plate	1
26	1612549	Friction Disk (Outer)	6
27	1612546	Spring Assembly (Includes 7 Washers) (Clutch Disc)	1
28	1612547	Spacer (Clutch Piston)	1

REMOTE OIL FILTER AND ADAPTER

ITEM	PART NO.	DESCRIPTION	QTY
	1632585	Transmission Assy	1
1	1612313	Capscrew	8
2	1612314	Lockwasher	8
3	1612311	Cover	2
4	1612312	O-Ring	2
5	1612864	Adapter	1
6	1556992	Transmission Filter	1
7	1612863	Adapter	1
8	1612293	Plug (Expansion)	2
9	1634931	Valve	1
10	1634934	Spring	1
11	1634933	Seal	1
12	1634932	Plug	1
13	1557007	Plug	2
14	1557008	O-Ring	2

**SECTION 7
DRIVE AXLE**

DESCRIPTION	PAGE
DRIVE AXLE CONNECTIONS	7-2
DRIVE AXLE PARTS	7-6
DRIVE SHAFT	7-4

**SECTION 8
STEERING SYSTEM**

DESCRIPTION	PAGE
ANTI TIPPING SWITCH	8-8
STEER AXLE	8-4
STEER AXLE MOUNTING	8-2
STEERING CONNECTIONS	8-6
HR45LSX	8-7
STEERING VALVE	8-9
HR45LSX	8-10

**PARK BRAKE ASSEMBLY
HR45LSX**

ITEM	PART NO.	DESCRIPTION	QTY
1	1675503	Housing	1
2	1675508	Retainer	1
3	1675509	Stop	1
4	1675511	Piston	1
5	1675512	Cap	1
6	1675513	Bolt	2
7	1675515	Retainer	2
8	1675517	Boot	1
9	1675518	Brake Pad	2
10	1675519	Sleeve	2
11	1675520	Magnet	2
12	1675521	Seal	1
13	1675522	Seal	1
14	1675523	Bolt	1
15	1675524	Locknut	1
16	1675525	Nut	2
17	1675526	Cotter Pin	1
18	1675527	O-Ring	1
19	1675528	O-Ring	1
20	1675529	O-Ring	1
21	1495643	Disk Spring	6
22	1675531	Wear Plate	1
23	1675532	Sleeve	1
24	1675533	Bleeder Screw	1
25	1675534	Washer	1
26	1675535	Adapter	1
27	1675536	Brake Assembly	1

RESERVOIRS

ITEM	PART NO.	DESCRIPTION	QTY
1	1634603	Reservoir	1
1	a 1675631	Reservoir	1
2	1633747	Running Board	1
3	1468894	Bolt	9
4	1468893	Nut	9
5	1634610	Rail	1
6	1470618	Cover	1
6	a 1675632	Cover	1
7	1469334	Bolt	4
8	293779	Lockwasher	3
9	1476421	Washer	3
10	1470603	Gauge	1
11	1470623	Bolt	4
12	1469330	Seal	4
13	1470615	Gauge	1
14	1470633	Rod	1
15	1470634	Washer	1
16	1470635	Cotter Pin	1
17	1470636	Hose	1
18	1470637	Pin	1
19	1469191	Washer	1
20	1469683	Cotter Pin	1
21	1470647	Chain	1
22	1469334	Bolt	1
23	1468262	Nut	4
24	1530472	Nut	1
25	1470447	Nut	1
26	1469812	Clamp	2
27	1551620	Sleeve	1
28	1470670	Clamp	2
29	1470621	Fuel Cap	1
30	1470624	Seal	1
31	1469000	Bolt	3
32	1470626	Plate	1
33	1470616	Seal	1
34	1470614	Pressure Switch	1
35	1468895	Mirror	1
36	1468896	Bracket	1
37	2047608	Capscrew	4
38	1468223	Nut	4
39	1470655	Cover	1
40	1468900	Catch	6
41	1468899	Bolt	12
42	1468973	Nut	12
43	1468898	Plate	1
44	1488545	Washer	10
45	292560	Capscrew	20
46	1470652	Indicator	1
47	1470658	Plug	1
48	1527919	Seal	1
49	1527920	Bowl	1

PUMP SUCTION LINES

ITEM	PART NO.	DESCRIPTION	QTY
1	1469854	Hose (per foot)	2
2	1528032	Hose (per foot)	1
3	1553203	Hose Clamp	4
4	1634390	Collar	4
5	1558802	Strap Clamp	2
6	136681	Capscrew	2
7	293780	Lockwasher	2
8	320157	Washer	2
9	1468115	Nut	2
10	1468150	Collar	10
11	1470667	Hose (per foot)	1
12	1634391	Collar	2
13	1634392	Hose Assy	1
14	1553576	Hose Clamp	2
15	1634393	Hose Assy	1
16	1470674	Clamp	4

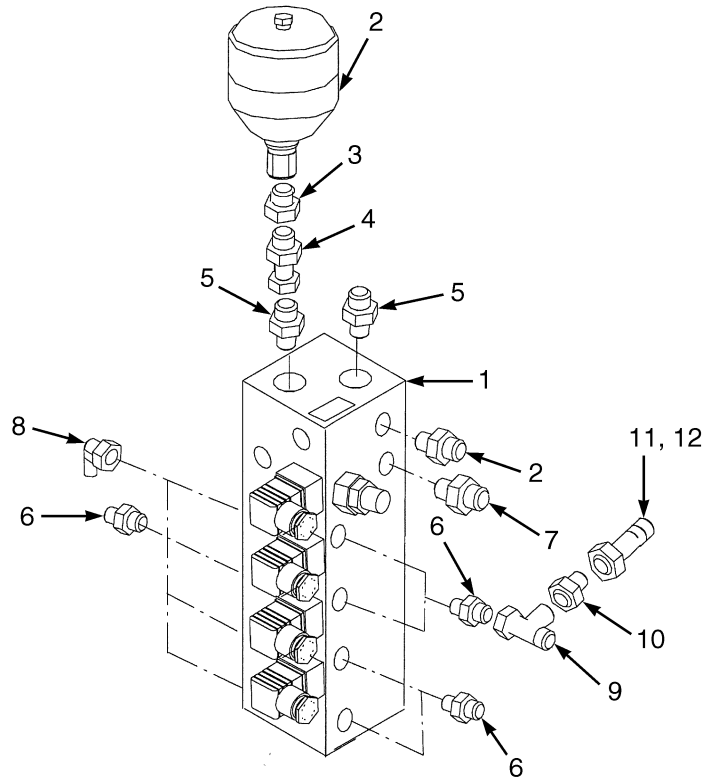
**TANK RETURN LINES
HR45LSX**

ITEM	PART NO.	DESCRIPTION	QTY
1	1634421	Pipe	1
2	1634422	Pipe	1
3	1470861	Hose	1
4	1470894	Hose	1
5	1472920	Fitting	1
6	1470467	Hose	1
7	1634423	Hose Assy	1
8	1468126	Fitting	1
9	1482453	Hose	1
10	1470870	Hose	1
11	1470872	Hose	1
12	1675203	Hose	1
13	1675204	Hose	1
14	293798	Capscrew	10
15	1471975	Flange	4
16	1468108	Nut	10
17	1634428	Bracket	4
18	1472017	Flange	2
19	1472931	Fitting	1
20	1470498	Fitting	1

**PRIORITY VALVE ASSEMBLY
HR45LSX**

ITEM	PART NO.	DESCRIPTION	QTY
1	1634479	Hydraulic Control Valve (One Section)	1
2	1634480	Hydraulic Control Valve (Two Section)	1
3	1468080	Fitting	1
4	1470544	Fitting	1
5	1470556	Fitting	1
6	1469837	Fitting	4
7	1634403	Pipe	1
8	1469786	Fitting	1
9	1470498	Fitting	1
10	1468385	Fitting	1
11	1468097	Fitting	1
12	1470592	Fitting	1
13	1468134	Fitting	1
14	1471035	Fitting	1
15	1470081	Fitting	1
16	1469194	Switch	2
17	1468247	Fitting	3
18	1470888	Fitting	1
19	1469841	Fitting	3
20	1468350	Plug	5
21	1470666	Fitting	1
22	1472931	Fitting	1
23	1470538	Fitting	1
24	1468643	O-Ring	1
25	1634410	Bolt	4

PRESSURE REGULATING VALVE FITTINGS (FIGURE 10-25)
HR45-27, HR45-31, HR45-40S, HR45-36L, HR45-40LS



HP151038

ITEM	PART NO.	DESCRIPTION	QTY
1	1634493	Pressure Regulator	1
2	1634494	Accumulator	1
3	1634495	Fitting	1
4	1468134	Fitting	1
5	1468385	Fitting	3
6	1468265	Fitting	9
7	1470444	Fitting	1
8	1469200	Fitting	1
9	1469147	Fitting	2
10	1470538	Fitting	2
11	1470539	Seal	2
12	1472970	Pressure Switch	2

**TELESCOPING VALVE
LOAD SENSING VALVE SECTION**

ITEM	PART NO.	DESCRIPTION	QTY
1	1634530	Kit-Spring	1
2	1634531	Kit-Seal	1
3	1634523	Check Valve (Supply)	1
4	1634532	Kit-Seal	1
5	1634533	Check Valve (Load Sensing)	1

BOOM
9' 6" JIB SECTION P1-P2

ITEM	PART NO.	DESCRIPTION	QTY
1	1468161	Boom	1
2	1468162	Inner Boom	1
3	1468163	Bushing	2
4	1472204	Nut	12
5	1478623	Spacer	6
6	1478624	Spacer	6
7	1478622	Screw	6
8	1632854	Support	3
9	1478621	Screw	6
10	1468344	Bolt	6
11	293780	Lockwasher	6
12	320157	Washer	6
13	1468115	Nut	6
14	1469334	Bolt	4
15	293779	Lockwasher	4
16	1469191	Washer	4
17	1468108	Nut	4
18	1492712	Printed Circuit Board	1
19	1632855	Potentiometer	1
20	1632856	Sensor	1
21	1632857	Wire Harness	1

CABLE SUPPORT

ITEM	PART NO.	DESCRIPTION	QTY
1	1632829	Support	1
2	1468221	Washer	8
3	292543	Capscrew	4
4	1530469	Washer	4
5	1468222	Bolt	12
6	320158	Washer	16
7	1468223	Nut	12
8	1632830	Chain	1
9	1632831	Kit	1
10	1632832	Support	1

SLIDING BLOCKS
HR45LSX

ITEM	PART NO.	DESCRIPTION	QTY
1	1530440	Wear Pad	6
2	1468216	Shim	10
3	292545	Capscrew	6
4	1530441	Stop	2
5	292560	Capscrew	6
6	1468168	Washer	48
7	292540	Capscrew	4
8	1674418	Bolt	8
9	1674419	Washer	6
10	1530469	Washer	14
11	1530474	Bolt	2
12	1527912	Stop	1
13	1674420	Nut	8
14	1527870	Support	8
15	1516900	Wear Pad	8
16	1468284	Bolt	48
17	1527868	Wear Plate	2
18	1468292	Shim	12
19	1468274	Nut	4
20	1470116	Grease Fitting	16
21	1468175	Cover	16
22	226437	Capscrew	4

DAMPENING VALVE

ITEM	PART NO.	DESCRIPTION	QTY
	1633215	Valve	1
1	1632893	Hydraulic Control Valve	1
1	1633149	Coil	1
2	1632894	Hydraulic Control Valve	1
2	1633220	Connector	1
2	1633150	Kit-Coil	1
2	1633151	Kit-Seal	1
3	1632895	Relief Valve	2
4	1632897	Valve	2
5	1632898	Hydraulic Control Valve	1
5	1633152	Coil	1
	1632900	Valve (Not Illustrated)	1

**CARRIER ASSEMBLY
MECHANICAL PILE SLOPE**

ITEM	PART NO.	DESCRIPTION	QTY
1	1506979	Frame	1
2	1633275	Ring	4
3	1468363	Support	8
4	1633278	Bearing	4
5	1475042	Washer	4
6	292543	Capscrew	16
7	1530469	Washer	14
8	1506988	Wear Pad	4
9	1475046	Bolt	16
10	1475045	Nut	16
11	1475072	Stop	2
12	226437	Capscrew	6

ROTATOR MOTOR TRANSMISSION

ITEM	PART NO.	DESCRIPTION	QTY
	1475193	Transmission Assy	1
1	1523910	Pinion	1
2	1618058	Dust Cover	1
3	1476966	Bearing	1
4	1476967	Housing	1
5	1477003	Seal	2
6	1476968	Bearing	1
7	1476969	Spacer	1
8	1476965	Bushing	1
9	1476970	Nut	1
10	1476971	Gear	1
11	1476972	Gear (Planetary)	1
12	1476973	Ring Gear (Ring)	1
13	1476974	O-Ring	2
14	1476975	Pinion	1
15	1476977	Bolt	24
16	1476978	Bolt	8
17	1476976	Cover	1
18	1476979	Gear (Planetary)	1
19	1476980	Ring Gear (Ring)	1
20	1476982	Pinion	1
21	1476981	O-Ring	3
22	1476983	Ring	1
23	1476984	Spacer	1
24	1469135	Seal	2
25	1476985	Housing	1
25	1531586	Drain Plug	1
26	1476955	O-Ring	2
28	1476988	Disk	6
29	1476989	Disk	7
30	1476990	Spacer	1
31	1476991	Piston	1
32	1476992	Stop	1
33	1471117	Cam	1
34	1469785	Bolt	6
34	1476994	Bracket	1
35	1476995	Breather	1
37	1476996	Pinion	1
38	1476997	Spring	8
39	1477040	O-Ring	1
40	1476999	Ring	1
41	1477000	Shaft	1
42	1477001	Plug (Dipstick) (Alternate)	1
43	15888	O-Ring	2

**THROTTLE CUT-OFF VALVE
MECHANICAL PILE SLOPE**

ITEM	PART NO.	DESCRIPTION	QTY
1	1520302	Valve (Throttle Cut-Off)	2
1	a 1675623	Solenoid Valve (Throttle Cut-Off)	2
2	1469133	Seal	2
2	a 1675610	Kit-Seal	2
3	1520299	Coil	2
3	a 1675289	Coil	2
4	1520304	Solenoid Valve	1
4	a 1675609	Solenoid Valve	1
5	1470672	Kit-Seal	1
5	a 1675610	Kit-Seal	1
6	1520299	Coil	1
6	a 1675289	Coil	1
7	1476885	Relief Valve	2
8	1470671	Kit-Seal	1
9	1470672	Kit-Seal	1
10	1506992	Spring	1
11	1470653	Valve (Speed Limiter)	1
12	1470671	Kit-Seal	2
13	1470672	Kit-Seal	2
14	1470673	Spring	1
15	1506990	Socket	1
16	1476887	Fitting	1
17	1470640	Fitting	1
18	1476888	Fitting	1
19	1468247	Fitting	1
20	1469198	Plug	1
21	1476886	Fitting	3
22	1470444	Fitting	4
22	a 1470666	Fitting	4
23	1470885	Fitting	2
24	1468078	Fitting	1
25	1469786	Fitting	1
26	1470665	Bolt	12
26	a 1675614	Bolt	12
27	1470628	Plug	4
27	a 1675291	Seal	4
28	1527781	Screw	4
29	293780	Lockwasher	4

FOOTNOTES:

a HR45LSX

**MAIN HYDRAULIC CIRCUIT
MECHANICAL PILE SLOPE**

ITEM	PART NO.	DESCRIPTION	QTY
1	1474995	Bracket	2
2	1470592	Fitting	1
3	1468078	Fitting	2
4	1470885	Fitting	1
5	1468140	Coupling (Male and Female 3/8)	1
6	1468142	Coupling (Male and Female 1/2)	2
7	1472014	Plug	1
8	1468260	Bracket	2
9	293798	Capscrew	4
10	1468108	Nut	4
11	1470824	Hose	1
12	1474998	Hose	1
13	1472957	Hose	1
14	1475003	Hose	1
15	1468144	Coupling (Male and Female 3/4)	1
16	1468145	Plug	1
17	1468143	Plug	1
18	1468141	Plug	1

ITEM	PART NO.	DESCRIPTION	QTY
2	e 1480657	Wheel (Inner) (18 x 25)	4
2	e 1634263	Wheel and Tire (Inner) (XP04)	4
2	c 1480660	Wheel (Inner) (RMS 40 PR)	4
2	b 1634266	Wheel and Tire (Inner) (R74)	4
2	g 1634269	Wheel and Tire (Inner) (E3-318)	4
2	f 1675539	Wheel (Inner)	4
3	d 1480663	Wheel (Outer) (EV-4S)	2
3	d 1480665	Wheel (Outer) (EV-5S)	2
3	d 1634249	Wheel and Tire (Outer) (EV-4K)	2
3	d 1634252	Wheel and Tire (Outer) (EV-5K)	2
3	d 1634255	Wheel and Tire (Outer) (ELV-4B)	2
3	d 1634258	Wheel and Tire (Outer) (ELV-3A)	2
3	a 1480672	Wheel Assy (Outer) (18 x 25)	2
3	a 1497311	Wheel (Outer) (40 PR VSMS)	2
3	a 1634261	Wheel and Tire (Outer) (VCHS)	2
3	e 1480658	Wheel (Outer) (18 x 25)	2
3	e 1634264	Wheel and Tire (Outer) (XP04)	2
3	c 1480661	Wheel (Outer) (RMS 40 PR)	2
3	b 1634267	Wheel and Tire (Outer) (R74)	2
3	g 1634270	Wheel and Tire (Outer) (E3-318)	2
3	f 1675540	Wheel (Outer)	2
4	1470328	Rim	6
5	1470330	Socket	2
6	1470331	Valve	2

FOOTNOTES:

a Bridgestone
b Continental
c Dunlop
d Goodyear

e Michelin
f Nokian
g Socah

NUMERICAL INDEX (continued)

PART NO.	PAGE	ITEM	PART NO.	PAGE	ITEM	PART NO.	PAGE	ITEM	PART NO.	PAGE	ITEM
	2-23	27		12-33	2	1469215	9-3	11		5-53	
1468997	2-19	26		12-43	16		9-5	14		5-53	
	2-23	26	1469135	12-15	24		10-7	24		5-53	
1469000	10-3	31	1469138	3-23	11	1469222	5-35			5-55	
1469027	3-20	23	1469142	10-11	4	1469226	2-23	37		5-71	
1469048	2-7	20	1469144	12-13	9		5-45			5-71	
	2-19	33	1469146	5-35			5-49			5-75	
	2-23	33		10-7	34	1469227	10-20	5		5-83	
1469049	2-7	22	1469147	10-43	9	1469243	2-27	8		5-83	
	2-19	34	1469149	1-19	3		2-29	8		5-83	
	2-23	34		3-24	7	1469244	2-27	7		5-83	
1469058	2-11	28		3-27	19		2-29	7		5-85	
1469061	2-11	13		3-29	19	1469246	2-27	6		5-85	
1469062	2-11	2		3-33	18		2-29	6		5-85	
1469065	2-11	1		4-3	3	1469253	2-19	45		5-85	
1469067	2-11	9		8-8	6		2-24	56		5-91	
1469069	2-11	7		11-17	26	1469262	2-19	42		12-43	19
1469071	2-11	30	1469191	1-9	40	1469263	2-19	30	1469319	10-4	52
1469074	2-14	5		1-13	33		2-23	30	1469320	3-27	38
1469084	2-11	11		10-3	19		5-23			3-29	38
1469086	2-17	14		11-3	16	1469264	2-19	39	1469325	3-43	22
	12-11	29		11-4	7		2-23	43	1469330	10-3	12
1469112	2-14	1		11-39	11	1469265	1-17	9	1469333	3-27	36
1469114	2-14	4		12-18	9		3-11	13		3-29	36
1469115	2-14	6		12-19	8		3-13	13		5-35	
1469118	2-17	2	1469192	2-17			8-7	11	1469334	3-7	32
1469120	2-17	4	1469193	5-77			9-11	3		10-3	7
1469122	2-17	6		5-77			10-7	18		10-3	22
1469123	2-17	7		9-6	9		11-25	2		11-3	14
1469125	2-17	9	1469194	5-33			11-27	2		11-4	8
1469126	2-17	10		5-39		1469266	3-27	40	1469667	3-27	2
1469129	5-31			10-33	16		3-29	40		3-29	2
	5-45			10-35	17	1469304	10-41	10		3-41	3
	5-47		1469195	10-11	5		10-42	10	1469669	3-27	5
	5-97		1469196	5-51		1469313	2-27	26		3-29	5
	5-99		1469198	10-35	19		2-29	26		3-41	5
	5-99			12-25	20	1469314	2-27	24	1469671	11-7	15
	5-99			12-27	20		2-29	24		12-3	37
	5-99			12-28	6		5-21			12-11	18
	5-103			12-30	5		5-39		1469673	3-27	35
	5-103		1469199	3-23	4		5-53			3-29	35
	5-103			12-28	8		5-83		1469674	9-5	24
	5-103			12-30	6		5-85			10-7	31
	12-21	3		12-33	4	1469315	2-13	16		10-9	8
	12-43	5		12-43	2		2-27	23	1469678	3-20	12
1469131	2-17	15	1469200	3-17	3		2-29	23		9-14	8
1469132	10-40	6		3-21	9		5-21			13-7	3
1469133	3-23	2		8-9	7		5-37		1469681	10-41	8
	12-25	2		8-10	7		5-39		1469682	10-9	4
	12-27	2		10-43	8		5-39		1469683	10-3	20
	12-29	12	1469212	2-27	15		5-51		1469684	3-27	30
	12-31	12	1469214	2-27	19		5-51			3-29	30

NUMERICAL INDEX (continued)

PART NO.	PAGE	ITEM	PART NO.	PAGE	ITEM	PART NO.	PAGE	ITEM	PART NO.	PAGE	ITEM
1558594	5-69		1568768	3-89	2	1591602	2-11	34	1605240	3-105	9
	5-69		1579010	5-41		1594438	1-9	29	1605241	3-105	16
1558595	2-7	15		6-3	21		5-55		1605242	3-105	15
1558596	2-17	13	1579011	6-3	22		5-55		1605243	3-105	19
1558598	2-19	8		6-3	41		5-61		1605244	3-105	18
	2-23	8		6-5	29		5-61		1605247	3-61	3
1558602	2-27	9		6-5	31		5-61		1605248	3-61	6
	2-27	11	1579021	5-41			5-61		1605251	3-61	8
	2-29	9		6-5	30		5-61		1605253	3-85	1
1558802	10-13	5	1579141	6-39	19		5-61		1605256	5-11	1
1560067	3-27	26	1583959	10-58	1		5-61		1605262	5-11	
	3-29	26	1585090	6-39	15		5-61		1605263	3-99	1
1560068	3-27	27	1585502	13-3	2		5-63		1605264	3-108	1
	3-29	27	1586300	11-41	38		5-63		1605569	12-11	36
1560069	3-27	28		11-45	38		11-25	6	1608583	6-39	
	3-29	28	1587088	3-114	2		11-27	6	1608626	6-21	27
1560070	3-11	16	1587382	4-4	1		12-44	2	1611145	3-47	13
1565472	6-39	36	1587385	5-9	15	1595408	11-25	6	1611590	6-17	23
1565474	6-39	25	1587581	3-83	26		11-27	6		6-18	1
1566293	3-43	26	1587582	3-83	4		12-44	2	1611591	6-18	2
1566644	6-15	21	1587584	3-83	4	1595409	11-25	6		6-25	20
1566652	6-17	2	1587601	3-99	21		11-27	6	1611592	6-17	12
	6-21	17	1587602	3-73	1		12-44	2		6-21	16
	6-25	2	1587603	3-73	5	1597125	2-14	2		6-25	12
	6-27	7	1587607	3-55	6	1597871	14-12	4	1611593	6-17	11
	6-31	12	1587610	3-55	16	1603006	3-102	1		6-25	11
1566695	6-33	1	1587611	3-55	21	1605136	3-69	7	1611594	6-27	16
1567034	3-85	5	1587612	3-55	8	1605137	3-69	11		6-31	20
1568318	3-51	11	1587832	3-59		1605141	3-70	2	1611597	6-27	13
1568320	3-51	10	1587834	3-59	1	1605143	3-66			6-31	17
1568471	3-47	16	1587835	3-59	2	1605144	3-66	1	1611600	6-21	14
1568472	3-47	15	1587836	3-59	4	1605145	3-66	3		6-25	25
1568477	4-7	41	1587838	3-56	4	1605146	3-66	4	1611604	6-33	17
1568478	4-7	47		3-59		1605147	3-66	3	1611607	6-9	14
1568480	4-8	55	1587847	4-5	2	1605149	5-14	1	1612286	6-41	2
1568483	4-7	29	1587848	4-5	3	1605150	5-9	16	1612289	6-9	4
1568681	3-48	1	1587849	4-5	4	1605151	5-9	13	1612293	6-3	2
1568683	3-65	1	1587850	4-5	5	1605153	4-15	3		6-5	7
1568684	3-65	3	1587851	4-5	7	1605154	4-15	4		6-35	8
1568685	3-65	4	1587865	5-6	1	1605157	4-12	1	1612294	6-3	10
1568686	3-65	7	1588061	3-66	6	1605160	3-107	1	1612295	6-3	11
1568687	3-65	8	1588212	3-97	3	1605161	3-105	8	1612296	6-3	16
1568688	3-65	10	1588216	3-47			3-107	2	1612297	6-3	15
1568689	3-65	11		3-71	4	1605163	3-77	12	1612298	6-3	13
1568690	3-65	12	1588218	4-5	1	1605164	3-77	9	1612301	6-3	20
1568719	5-13	23	1588219	4-7	1	1605165	3-77	10	1612302	6-3	4
1568721	5-13	2	1588230	4-8		1605166	3-77	13	1612303	6-3	9
1568722	5-13	13	1588235	4-8		1605168	3-79	2	1612304	6-3	8
1568723	5-13	3	1588236	5-13	9	1605170	3-79	8	1612305	6-3	18
1568724	5-13	8	1588591	14-10	4	1605185	5-6	2		6-3	28
1568760	3-63	5	1589906	5-45		1605238	3-105	1	1612306	6-3	38
1568767	3-89	6	1590532	6-39	7	1605239	3-105	6	1612309	5-41	

CLICK HERE TO **DOWNLOAD** THE COMPLETE MANUAL

- Thank you very much for reading the preview of the manual.
- You can download the complete manual from: www.heydownloads.com by clicking the link below



- Please note: If there is no response to CLICKING the link, please download this PDF first and then click on it.

CLICK HERE TO **DOWNLOAD** THE COMPLETE MANUAL