



# H3系列 1-1.8t

全交流和半交流平衡重蓄电池叉车

AC and AC&DC Electric Counterbalanced Forklift Trucks

# 零件目录

## PARTS MANUAL

CLICK HERE TO **DOWNLOAD** THE COMPLETE MANUAL

- Thank you very much for reading the preview of the manual.
- You can download the complete manual from: [www.heydownloads.com](http://www.heydownloads.com) by clicking the link below



- Please note: If there is no response to CLICKING the link, please download this PDF first and then click on it.

CLICK HERE TO **DOWNLOAD** THE COMPLETE MANUAL

图2/FIG. 2

## 制动器总成/WHEEL BRAKE ASS'Y

序号 Item No	图号 Part No	版本 Edition	零部件名称 Description	件数 Q'ty	备注 Remark
A	21233-70301	01	Wheel brake ass'y(left) 制动器总成 (左)	1	
-	21233-70201	00	Wheel brake ass'y(right) 制动器总成 (右)	1	
01	21233-70010G	D00	Back plate ass'y 制动器底板总成	2	
02	21233-70080G	D00	Wheel cylinder ass'y (Inc.03,04) 制动器分泵总成 (包含03,04)	2	
03	21233-70110G	D00	Cup,piston 分泵皮碗	4	
04	21233-70130G	D00	Cover,dust 分泵护罩	4	
05	B5050-00006	00	Washer,lock 垫圈6	4	GB93-87
06	24433-70040G	D00	Cover 胶堵	4	
07	21195-50020G	D00	Cable(right) 制动钢索总成(右)	1	
-	21195-50010G	D00	Cable(left) 制动钢索总成(左)	1	
08	21233-70400G	D00	Pin 销钉	2	
09	21233-70370G	D00	Rod 手制动拉杆	2	
10	21233-70310G	D00	Pin 销钉	2	
11	21233-70350G	D00	Return spring 回位弹簧	2	
12	21233-70150G	D01	Brake shoe & friction plate ass'y 制动蹄带摩擦片总成	4	
13	21233-70210G	D00	Clearance adjuster 间隙调整器	2	
14	21233-70340G	D00	Pawl 棘爪	2	
15	21233-70320G	D00	Return spring, brake shoe 制动蹄回位弹簧	4	
16	24433-70080G	D00	Guide 导向块	2	
17	21233-70260G	D00	Wire unit,spring 弹簧拉线装置	2	
18	21233-70360G	D00	Spring 弹簧	2	
19	23653-72131	D00	Shim 垫片	2	
20	23653-72111	D00	Compression spring Cap 压簧盖	8	
21	21233-70440G	D00	Compression spring 压簧	4	
22	21233-70420G	D00	Pull rod,compression spring 压簧拉杆	4	
23	21233-70380G	D00	Push rod,hand braking 手制动推杆	2	
24	21233-70390G	D00	Spring 弹簧	2	
25	A01C3-72611	D00	Shim,spring 弹性垫片	2	
26	A01C3-72621	D00	Snap ring,pin axle 杆销挡圈	2	
27	B0330-06016	00	Bolt 螺栓M6X16	4	GB5783-86

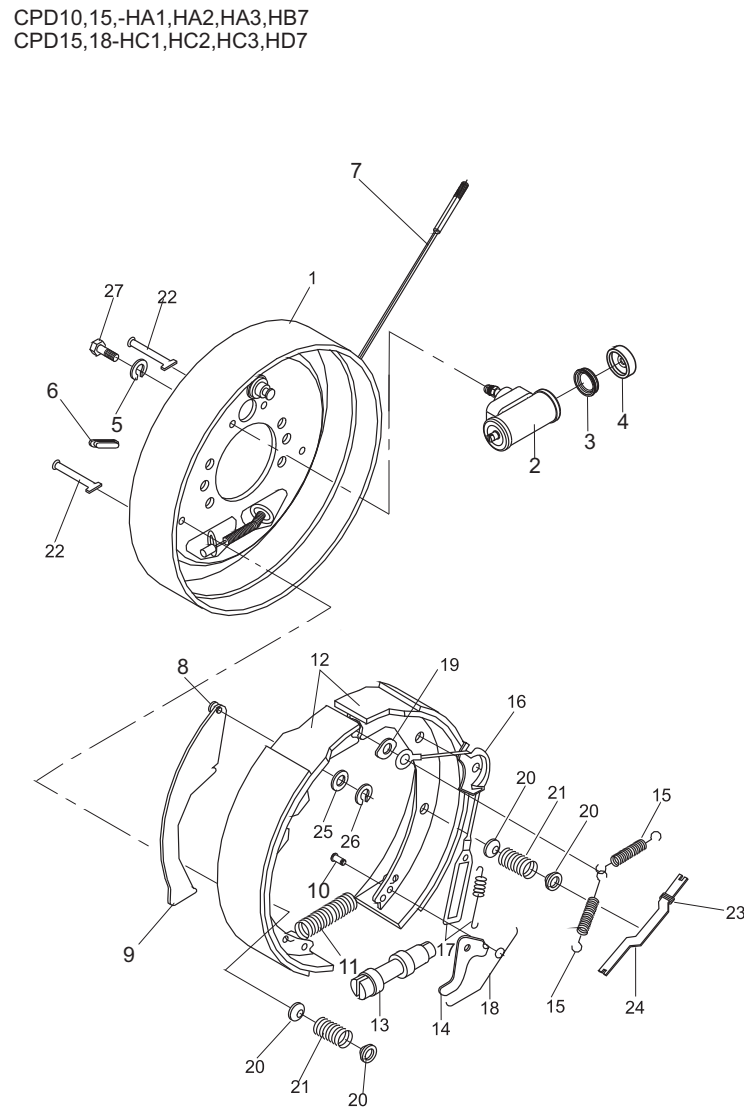




图11/FIG. 11

## 电气系统/ELECTRIC SYSTEM

序号 Item No	图号 Part No	版本 Edition	零部件名称 Description	件数 Qty	备注 Remark
A	AE692-40001	D01	Electric system 电气系统	1	
01	A6V92-40011	D00	Electrical principle diagram 电气系统原理图	1	See fig.15
02	A6V92-40021	D01	Body harness 车身线束	1	See fig.19
03	HRAE692401	D00	Battery 蓄电池组 (DIN标)	1	See fig.25
-	HRAE692402	D00	Battery 蓄电池组 (DIN标无漏液孔)	1	See fig.29
-	HRAE692403	D00	Battery 蓄电池组 (BS标)	1	See fig.23
-	HRAE692404	D00	Battery 蓄电池组 (BS标无漏液孔)	1	See fig.27
04	A6V92-40041	D01	Battery socket 电源插座 (接车体端)	1	See fig.30
05	R65S2-41101	D00	Battery socket 电源插座 (接蓄电池端)	1	配国产BS标准连接蓄电池 See fig.31
-	A65S2-41101	D03	Battery socket 电源插座 (接蓄电池端)	1	配国产BS标准连接蓄电池 See fig.32
-	A6V92-40051	D00	Battery socket 电源插座 (接蓄电池端)	1	配DIN标准蓄电池 See fig.33
06	A63V2-40101G	D03	AC tractor motor 交流牵引电机	1	
07	A67H2-41301	D04	Lift motor 起升电机	1	
08	A6V92-40061	D00	Meter ass'y 显示仪表总成	1	See fig.40
-	A6V92-40061T	D00	Meter ass'y 显示仪表总成	1	See fig.40 通用钥匙 Normal key
-	A6V92-40061ZX	D00	Meter ass'y 显示仪表总成	1	See fig.40 中性包装 Neutral Packing
-	A6V92-40061ZXT	D00	Meter ass'y 显示仪表总成	1	See fig.40 通用钥匙 中性包装 Normal key & Neutral Packing
09	A6V92-40031	D01	Control unit 控制装置总成	1	See fig.35
10	XB2-BS542	01	Turn off switch,urgency 紧急断电开关	1	
11	A63K2-40501	00	Accelerator 踏板加速器	1	
12	A7E92-40901	00	Commutator DC-DC转换器	1	
13	D08QZHD-LED	00	Front combination lamps 合力前组合灯	2	
14	D08HZHD-LED	01	Rear combination lamps 后组合灯	2	
15	A79S2-43701	00	Horn filter 喇叭滤波器	1	
16	A79S2-40111	01	Horn 喇叭DL124ED	1	
17	A61S2-41301	00	Back-up buzzer 倒车蜂鸣器	1	
18	AE712-40081	D00	Double handle combination switch 双手柄组合开关	1	
19	Z8740-JK205	D00	Foot brake switch 脚制动开关	1	
20	D07SG153-12V	D00	Flasher 电子闪光器	1	
21	A7G52-40121	D00	Cover plate 面板开关盖板	1	

CPD15,18-HC2

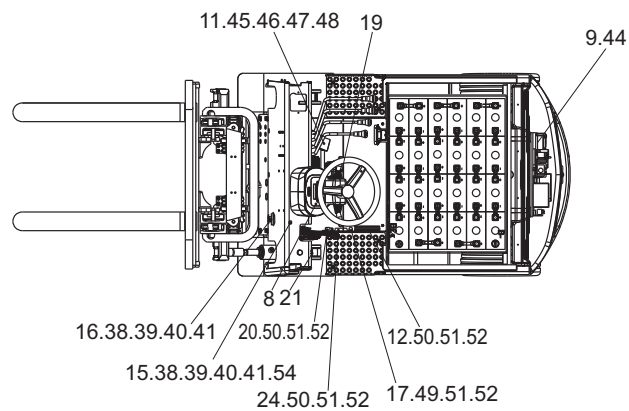
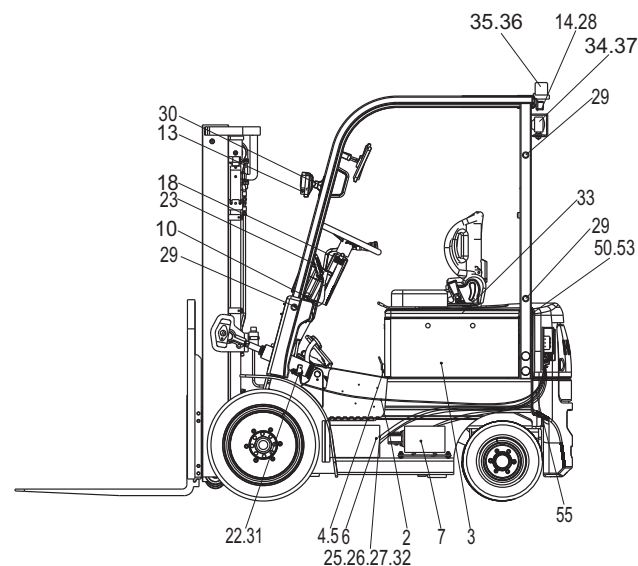
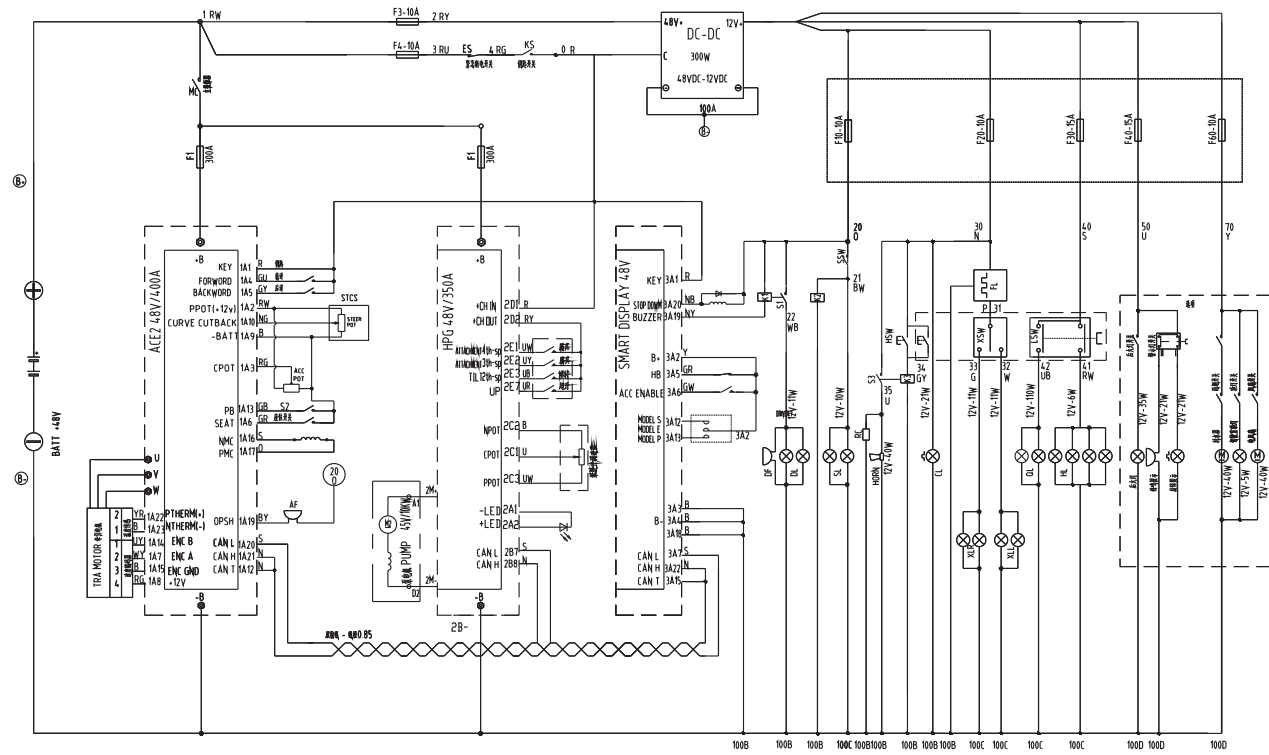


图15/FIG. 15

电气系统原理图/PRINCIPLE DIAGRAM (ELECTRIC SYSTEM)

CPD10,15-HA2  
CPD15,18-HC2



HL	示廓灯	QL	前大灯	RC	喇叭继电器	SSW	转向灯开关		
SL	刹车灯	CL	警告灯	FL	网为器	LSW	二档灯开关	AF	DPS 差速器继电器
XL,L	左转向灯	DL	倒车灯	HORN	喇叭	XSW	转向灯开关	HBS	手制动开关
XLR	右转向灯	DF	倒车蜂鸣器	HSW	喇叭按钮	FAN	散热风扇	STCS	传动限位开关
K1,S1	倒车继电器线束及插点	K2,S2	倒车继电器线束及插点	K3,S3	喇叭继电器线束及插点				

CLICK HERE TO **DOWNLOAD** THE COMPLETE MANUAL

- Thank you very much for reading the preview of the manual.
- You can download the complete manual from: [www.heydownloads.com](http://www.heydownloads.com) by clicking the link below



- Please note: If there is no response to CLICKING the link, please download this PDF first and then click on it.

CLICK HERE TO **DOWNLOAD** THE COMPLETE MANUAL







图52/FIG. 52

## 行车制动装置/BRAKE CONTROL

序号 Item No	图号 Part No	版本 Edition	零部件名称 Description	件数 Q'ty	备注 Remark
A	A6V75-40001	D01	Brake control 行车制动装置	1	
01	A6V75-40201	00	Bracket 支架	1	
02	15D20-20	00	Shaft,oil 油轴	1	
03	B0530-10035	00	Bolt 螺栓M10x1.25x35	1	GB5786-86
04	B4430-00010	00	Nut 螺母M10x1.25	1	GB6173-86
05	15D20-00-01	00	Spring 拉簧	1	
06	B0330-10035	00	Bolt 螺栓M10x35	2	GB5783-86
07	B4313-00010	00	Nut 螺母M10	2	GB6172-86
08	B5050-00010	00	Washer,lock 垫圈10	6	GB93-87
09	A6V75-40101	D01	Pedal,brake 制动踏板	1	
10	Z4590-00019	00	Clip 双钢丝卡箍	19	2
11	Z7300-09040	00	Hose 橡胶管内径 9	1	
12	A7S35-42111	01	Cover,pedal head 踏板垫	1	
13	15D20-00-13	00	Tank,reserve 储油罐	1	
14	Z2500-01010	00	Fitting 油杯M10x1	1	GB1152-74
15	H25S5-43211	00	Stopper 尼龙顶轴	1	
16	B3220-08030	00	Pin 销轴8x30	1	GB882-86
17	B5310-00008	00	Washer 垫圈8	2	GB97.1-85
18	B3010-3P216	00	Pin 销3.2x16	1	GB91-86
19	B0330-08016	00	Bolt 螺栓M8x16	1	GB5783-86
20	B5050-00008	00	Washer,lock 垫圈8	1	GB93-87
21	25595-40302	01	Master cylinder 制动总泵	1	
22	B0530-10025	00	Bolt 螺栓M10x25	4	GB5782-86
23	15D20-40	D00	Pipe,brake 油管总成	1	
24	15D20-50	D00	Pipe,brake 油管总成	1	
25	24235-42201	D00	Clip 管夹	2	
26	B0320-04016	00	Bolt 螺栓M4x16	1	GB5783-86
27	B5310-00004	00	Washer 垫圈4	1	GB97.1-85
28	B3010-02020	D00	Pin 销2x20	1	GB91-86
29	23776-42351	01	Clip 卡子	1	
30	B4218-00004	00	Nut 螺母M4	1	

CPD10,15,18

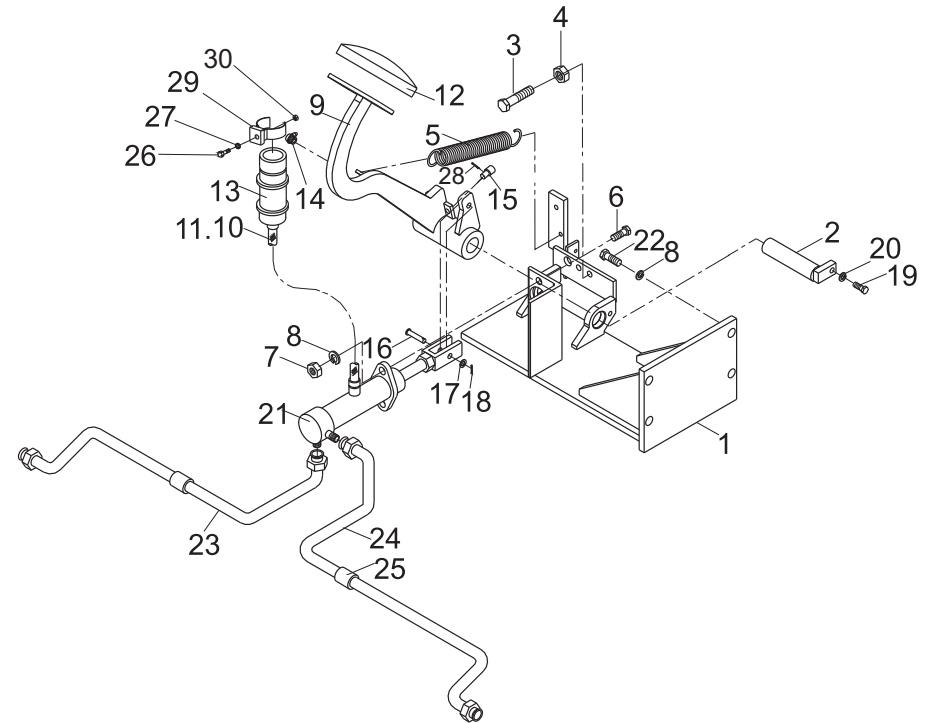


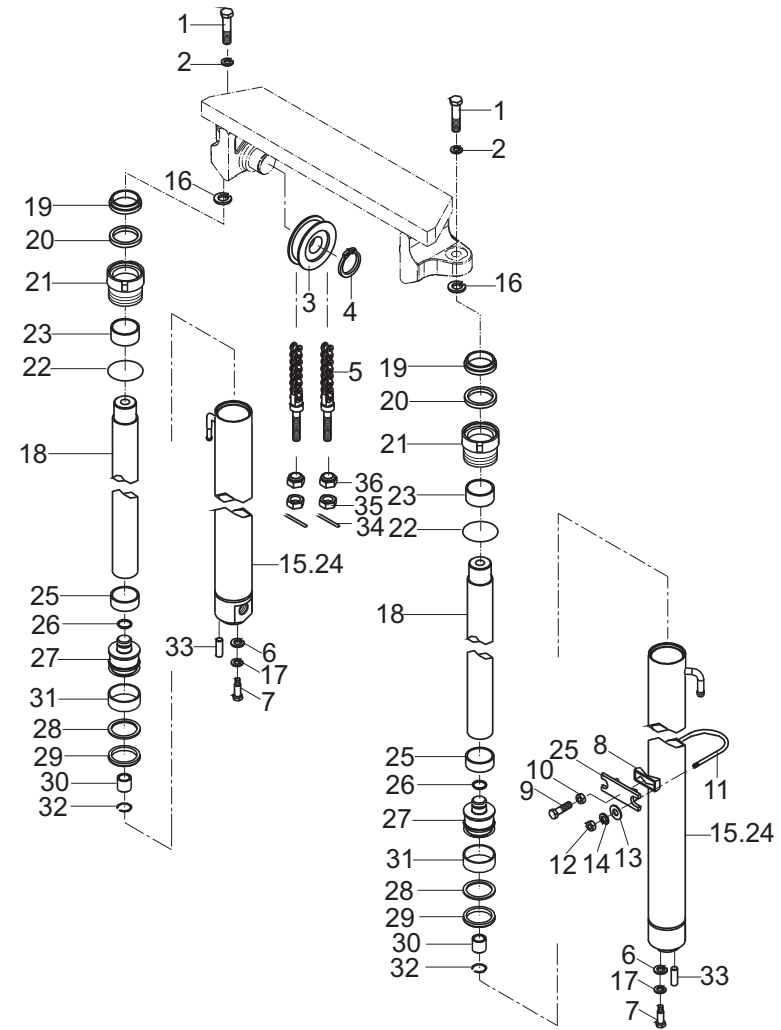


图64/FIG. 64

## 起升油缸安装/LIFT CYLINDER MOUNT

序号 Item No	图号 Part No	版本 Edition	零部件名称 Description	件数 Q'ty	备注 Remark
A	HRD6V78401	D01	Lift cylinder mount 起升油缸安装	1	
01	B0530-14040	00	Bolt 螺栓M14x1.5x40	2	GB5786-86
02	B5050-00014	00	Washer,lock 垫圈14	2	GB93-87
03	24239-44091	01	Sheave 链轮	2	
04	B6150-00040	00	Snap ring 挡圈40	2	GB894.1-86
05	HRLH1223011-N	D01	China ass'y(Inc.34-36) 链条总成	2	见选用件表 See op. Parts
06	B5310-00012	00	Washer 垫圈12	2	GB97.1-85
07	B0530-12025	00	Bolt 螺栓M12x1.25x25	2	GB5786-86
08	D15N0-83041K	00	Spacer 调整垫块	2	
09	B8330-10035	00	Screw 螺钉M10x35	2	GB79-85
10	B4123-00010	00	Nut 螺母M10	2	GB6170-86
11	D15N0-81401K	01	Clip 油缸固定卡	2	
12	B4123-00008	00	Nut 螺母M8	2	GB6170-86
13	B5310-00008	00	Washer 垫圈8	2	GB97.1-85
14	B5050-00008	00	Washer,lock 垫圈8	2	GB93-87
15	HRD6V78411	01	Lift cylinder(Inc.18-33) 后起升油缸	2	见选用件表 See op. Parts
16	D12C8-42071	00	Shim 垫片	2	
17	B5050-00012	00	Washer,lock 垫圈12	2	GB93-87
18	HRD6S50805-01	00	Piston rod 活塞杆	2	
19	29568-42051	D00	Dust ring DKB型防尘圈36x48x7/10	2	
20	D10B8-42311A	00	Ring seal 轴用密封圈36x46x6	2	
21	HRD61Q8402	00	Guide sleeve 导向套	2	
22	Z6053-04472	00	O-ring O型密封圈D44.7x2.4	2	
23	Z2112-03630	00	Bushing 钢背轴承3630, t=1.5	2	
24	HRD6V78411.1-00	00	Cylinder body 缸体	2	
25	HRD6S50805-03	00	Sleeve,adjusted 调整套	2	见选用件表 See op. Parts
26	D20B8-42381	D00	Snap ring 钢丝挡圈	2	
27	HRD6V78411-04	00	Piston 活塞	2	
28	23650-52861	D00	Ring,backup 挡片45x35x3	2	
29	22580-53311	00	Ring seal 孔用密封圈45x35x6	2	

CPD10,15,18



CLICK HERE TO **DOWNLOAD** THE COMPLETE MANUAL

- Thank you very much for reading the preview of the manual.
- You can download the complete manual from: [www.heydownloads.com](http://www.heydownloads.com) by clicking the link below



- Please note: If there is no response to CLICKING the link, please download this PDF first and then click on it.

CLICK HERE TO **DOWNLOAD** THE COMPLETE MANUAL