

SUMMARY OF MAJOR SECTIONS - INDICE DELLE SEZIONI PRINCIPALI - INDEX DES SECTIONS PRINCIPALES
 INHALT DER HAUPTABSCHNITTE - INDICE DE LOS CAPITULOS PRINCIPALES

A	ENGINE • MOTORE • MOTEUR • MOTOR • MOTOR
B	MECHANICAL TRANSMISSION • CLUTCH • TRANSMISSION • TRANSMISSION SHAFT • AXLES TRASMISSIONE MECCANICA • FRIZIONE • CAMBIO • ALBERO DI TRASMISSIONE • PONTI TRANSMISSION MECANIQUE • EMBRAYAGE • BOITE DE VITESSES • ARBRE DE TRANSMISSION • FONTS MECHANISCHE KRAFTUEBERTRAGUNG • KUPPLUNG • GETRIEBE • GELENKWELLE • AXSEN TRANSMISSION MECANICA • EMBRAGUE • CAMBIO • ARBOL DE TRANSMISSION • PUENTES
C	BRAKES (MECHANICAL OR HYDRAULIC) • FRENI (MECCANICI O IDRAULICI) • FREINS (MECANIQUES OU HYDRAULIQUES) • BREMSEN (MECHANISCHE ODER HYDRAULISCHE) • FRENOS (MECANICOS O HIDRAULICOS)
D	FRAME • STEERING • SUSPENSIONS • WHEELS • UNDERCARRIAGE • HYDRAULIC TRANSMISSION TELAI • STERZO • SCOPENSIONI • RUOTE • CINGOLATURA • TRASMISSIONE IDRAULICA CADRE • DIRECTION • SUSPENSIONS • ROUES • TRAIN DE ROULEMENT • TRANSMISSION HYDRAULIQUE RAHMEN • LENKUNG • AUFHÄNGUNGEN • RÄDER • KETTENLAUFWERK • HYDRAULISCHER ANTRIEB BASTIDOR • DIRECCION • SUSPENSION • RUEDAS • TREN DE RODAJE • TRANSMISSION HYDRAULICA
E	AUXILIARY ATTACHMENT (AND EQUIPMENT) • ORGANI SUSSIDIARI (E ATTREZZI) • ORGANES AUXILIAIRES (ET EQUIPEMENT) • NEBENAGGREGATE (UND GERÄTE) • GRUPOS AUXILIARES (Y EQUIPO)
F	ELECTRICAL SYSTEM • IMPIANTO ELETTRICO • SYSTEME ELECTRIQUE • ELEKTRISCHE ANLAGE • SISTEMA ELETTRICO
G	AIR SYSTEM • IMPIANTO PNEUMATICO • SYSTEME PNEUMATIQUE • DRUCKLUFTANLAGE • SISTEMA NEUMATICO
H	TOOLS • ATTREZZI • OUTILLAGES • WERKZEUGE • UTILES
L	BOUY • CARROZZERIA • CARROSSERIE • AUFBAU • CARROCERIA
M	DRIVER'S SEAT • SEDILE CONDUTTORE • SIEGE DE CONDUCTEUR • FAHRERSITZ • BUTACA DE CONDUCTOR
X	LIST OF CANCELLED PARTS IN THIS UPDATING • ELENCO PARTICOLARI SOPPRESSI NEL PRESENTE AGGIORNAMENTO • LISTE DES PIECES ANNULEES DANS CETTE MISE A JOUR • LISTE DER ANNULLIERTEN TEILE AUF DER GEGENWÄRTIGEN ABÄNDERUNG • LISTA DE LAS PIECAS CANCELADAS EN LA PRESENTE REVISION
Y	LIST OF NEW PARTS ADDED IN THIS UPDATING • ELENCO PARTICOLARI NUOVI AGGIUNTI NEL PRESENTE AGGIORNAMENTO • LISTE DES NOUVELLES PIECES AJOUTEES DANS CETTE MISE A JOUR • LISTE DER NEUES HINGEFUGTEN TEILE AUF DER GEGENWÄRTIGEN ABÄNDERUNG • LISTA DE LAS PIECAS NUEVAS ANADIDAS EN LA PRESENTE REVISION
W	SUMMARY OF MODIFIED PARTS • RIEPILOGO PARTICOLARI MODIFICATI • RECAPITULATIF DES PIECES MODIFIEES • ZUSAMMEN- FASSUNG DER VERÄNDERTEN TEILE • RECAPITULACION DE LAS PIECAS MODIFICADAS

CLICK HERE TO **DOWNLOAD** THE COMPLETE MANUAL

- Thank you very much for reading the preview of the manual.
- You can download the complete manual from: www.heydownloads.com by clicking the link below



- Please note: If there is no response to CLICKING the link, please download this PDF first and then click on it.

CLICK HERE TO **DOWNLOAD** THE COMPLETE MANUAL

INDICE ALFABETICO

DENOMINAZIONE	SGR.	TAV.	PAG.	GRID	DENOMINAZIONE	SGR.	TAV.	PAG.	GRID
ALBERO A CAMME	A1.07	1	1/2	1-H11-H15	COPERCHI TESTA CILINDRI	A1.51	2	1/2	1-H5 H-17
ALBERO MOTORE	A1.03	1	1	1-H12	COPERCHIO ANTERIORE BASAMENTO	A1.02	1	1/2	1-H5 H-19
ALTERNATORE	F3.01	2	1/2	2-F102-F11	COPPA MOTORE	A1.02	2	1	1-H19
AVVIAMENTO MOTORE	F2.01	1	1	2-F5	SUSCINETTI ALBERO MOTORE	A1.03	2	1/2	1-H13/H-14
AVVISATORE E SUI COMANDO	G5.03	1	1	2-S13	DEVIATORE IDRAULICO	F3.02	9		
BASAMENTO MOTORE	A1.01	1	1/2	1-H5 H-15	DISPOSITIVO COMANDO ARRESTO MOTORE	A2.40	1		1-M11
BATTERIE	F3.01	1	1/2	2-S2 I2-P9	DISTRIBUTORE PRINCIPALE	E3.02	3	1	2-R14
BENNA CARICATORE	E3.10	1/2	1/2	2-H102-H11	FILTRI COMBUSTIBILE	A2.24	2	1	1-L5
BIELLE	A1.05	1	1/2	1-H16/H-17	FILTRO ACQUA	A4.02	5		
BLANCERIVALVOLE	A1.07	1	1/2	1-H16/H-15	FILTRO ARIA MOTORE	A2.22	1	1/2	1-H5 H-14
BRACCI SOLLEVAMENTO CARICATORE	E3.10	1/1/2	2-49 I2-N7 I2-N8		FILTRO OLIO IMPIANTO IDRAULICO	E3.02	9	1/2	2-N5 I2-N5
CAMCIO DI VELOCITA'	E2.00	1/1/1	1-D141-D131-D12		FILTRO OLIO LUBRIFICAZIONE MOTORE	A3.01	2	1	1-M3
CAMMA CRATERI	A1.01	1	1/2	1-H4 H-15	FILTRO SERBATOIO OLIO	E3.28	2		
CILINDRO POSIZIONATORE	E3.02	7	1	2-M9	GENERAZIONE DI CORRENTI	F3.01	1/2/1	2-F9 I2-F9 I2-F10	
CILINDRO SERVOSTERZO	D2.11	1	1/2	2-H152-H16			2	2-F11	
CILINDRO SOLLEVAMENTO	E3.02	5	1/2	2-M122-M11	IDROQUIDA	D2.01	1		2-S13
CINQUE VENTILATORE	A4.09	1	1	1-G15	IMPIANTO ELETTRICO	F4.01	1/2/2	2-Q172-Q182-Q15	
COPERTURA	L1.01	1/1/2	2-S9 I2-S8 I2-S7				1/1/1	2-Q142-Q192-Q12	
		1/1/1	2-S8 I2-S5 I2-S4				2/1/1	2-Q112-Q112-Q9	
		1	2-S9				1/1/1	2-Q9 I2-Q7 I2-Q8	
COLLETORE ASPIRAZIONE	A2.54	1	1/2	1-M7 H-16			1/1	2-G5 I2-Q4	
COLLETORE SCARICO	A2.54	1	1/2	1-M7 H-16	IMPIANTO GENERAZIONE FREDDIONE ARIA	G1.01	1		2-R12
COMANDO ACCELERATORE	A2.21	1	1	1-3	IMPIANTO IDRAULICO SERVOSTERZO	E2.11	1/3/1	2-H152-H182-H17	
COMANDO VARI	A1.15	1	1	1-119			1/1/1	2-H172-H182-H15	
COMANDO A MANO FRENI	G1.55	1	1	2-H7			1	2-H4	
COMANDO ALTERNATORE	A1.19	1	1	1-111	IMPIANTO IDRO-PNEUMATICO FRENI	G1.02	1/1/1	1-S9 H-T9 H-110	
COMANDO COMPRESSORE ARIA	G1.01	1	1				1/1/2	1-T111-T121-T13	
COMANDO CRONOMETRO	A1.08	1	1	1-114			1/1/1	1-T141-T151-T16	
COMANDO POMPA INIEZIONE	A1.10	1	1	1-112	IMPIANTO IDRO-PNEUMATICO FRENI	G1.02/1	1/1	1-T172-T12	
COMANDO VENTILATORE	A4.09	1	1	1-G15	LUBRIFICAZIONE CAMCIO	A2.46	1/1	1-L5 H-17	
COMPRESSORE ARIA	G1.01	1	1	2-R12	LUBRIFICAZIONE MOTORE	A3.01	1/1/1	1-H9 H-13 H-142	
CONSOLE MOTORE RADIATORE	A4.01	1	1				2/1/2	1-I2 H-13 H-14	

NOTICE

The right is reserved to change the construction or material of any parts where it seems desirable to do so without incurring the obligation of installing such changes on units already delivered.

Additional publications pertaining to this model and to all other products are available through the dealers. Publications are generally available in several languages.

Refer to Service Publications Index form 604.07.040 for all such publications; the index is available from the dealers.

INSTRUCTIONS FOR ORDERING PARTS

At the time this parts catalog was published the listed part numbers were current. It is our policy to constantly improve our machines and therefore, part numbers and design may change.

When ordering parts, verify part numbers through your dealer's microfiche and master numerical index which are up to date with all the latest part numbers.

ORDER PARTS FROM THE DEALER COVERING THE LOCAL TERRITORY

Orders for spare parts must include the following data (see page 4):

- Model, Serial Number, Engine model, Engine serial number, marked on engine block.
- Specify the part number (shown on Spare Parts Catalog list), possibly completed by its description. If parts refer to an assembly which has a model or serial number, also include this information.
- Give post office address, town, county and state where parts are to be shipped.
- Also specify whether material is to be shipped by freight, express or parcel post.
- Confirm all telephone or telegraph orders in writing.

Parts can only be returned to/through the dealer from whom the parts were purchased and must have prior written authorization. Each return will be treated individually.

Unless claims for shortages or errors are made immediately upon receipt of goods, they will not be considered.

When broken goods are received, a full description of the damage should be made by the carrier agent on the freight bill.

The Factory responsibility is limited, and ceases upon completion of sale conditions provided for each delivery.

USE OF THE CATALOG

To locate the parts correctly, proceed as follows:

- Consult the version list on page 4 to find the code number of the version required; see following para 1 (0).
- Consult the illustrations, the associated parts lists and the "Modifications" tables as directed below in 1, 2 and 3.
- To identify the component of the possible special equipment of the machine, consult the optional equipment list on page 5 to find the code number and subgroup.

1. Illustrations (see example on page 2/1)

Illustrations show the parts of each subgroup. The parts illustrated are identified by a reference number (ITEM). This number may be replaced by other indications, for example:

E3.04: Part shown only in subgroup E3.05

Moreover, each illustration shows:

— Subgroup number (1) — Sheet number (2) used when one subgroup covers several sheets, and — Updating indication (3), for example:

Suffix 05, to print no. 604.01.045, indicates that subgroup modification is shown in 8th updating of the catalog dated 23-2-85. When code (3), is missing, no changes were introduced. Updating publication description, if any (4); subgroup title (5) — version code (6) which reference to previous point (a).

In lack of said codes, the illustration applies to all model versions covered by the catalog.

— Indication of part kit (7), with associated part numbers and part kit symbol. (See page 9 for kit composition).

— (8) Applicability (besides the version code 6): **C 935** → tel. n. 976204 which means that the illustration is valid up to machine S/N 976204, as a consequence of modification 935.

D 935 tel. 076205 → which means that the illustration is valid from machine S/N 076205, as a consequence of modification 935.

For further information on the modification, see the "Modifications" tables as per point 3.

2. Part list (see example on page 2/1)

They list the parts of each subgroup contained in the corresponding illustrations. The following is shown for each part:

(9) ITEM: number associating the part shown with the respective "part number".

(10) PART NUMBER: part order number

QUANTITY: total quantity of the part. The quantity may be replaced by the following indications:

L = supplied by length, K = kit to be ordered in the desired quantity.

(12) TRANS. CODE: for retrieval of the French, German, Spanish translations of the part names (consult the basic part names in last section of Catalog, or form 604.01.105).

(13) DESCRIPTION/DENOMINAZIONE: Description of the part in English and Italian.

In case of modification, the description is completed with this kind of indication:

(14) 4606783

C 951 which means that the part is valid before the modification 951.

(15) 79021573

D 951 which means that the part is valid after the modification 951.

For the effectiveness and the directions for replacement, see the "Modifications" tables as per following point 3.

Other useful indications (16) may be provided under DESCRIPTION/DENOMINAZIONE after sign — (for French, German, Spanish equivalents, see additional list heading the basic part name list, at the end of catalog or at the beginning of booklet 604.01.105. Terms RIGHT/DESTRO and LEFT/SINISTRO refer to the direction of machine forward travel.

Should the word WRONG appear next to a part name without the corresponding CORRECT on the line immediately below it means that the associated part was erroneously included at an earlier stage.

(17) Subgroup, illustration number (when the subgroup includes more than one illustration), page number (when the listing for one illustration takes more than one page).

(18) Optional equipment code: this number indicates that parts listed and marked (*) belong to that given equipment. If on the contrary the code appears on the illustration only, it means that all parts of the subgroup belong to the special equipment in question (See para (c) above).

(19) Standard part dimensional data.

3. "MODIFICATIONS" tables (on pages M at the end of the catalog).

They list all modifications introduced on the machines during their production, their effectiveness and the directions for replacement if any.

Indications and codes:

C 851 → tel. n. 004652 which means part valid before modification 851, installed on machines with S/N up to 004652

D 851 tel. n. 004653 → which means part valid after modification 851, installed on machines with S/N from 004653.

The last column is reserved to the summary of the involved subgroups and the directions for replacement if any.

Examples of direction for replacement:

4606783 = 79021573: on exhaustion of stocks of part 4606783 fit part 79021573.

4606787 = 79021574 + 79021576: on exhaustion of stocks of part 4606787 fit part 79021574 plus 79021576.

4606792 = 79021576 - 3606794: on exhaustion of stocks of part 4606792 fit 79021576 and discard 4606794.

If no directions for replacement are given, this means that the old and raw parts are not interchangeable and, hence, the former must be supplied as spare.

HINWEIS

Das Herstellerwerk behält sich vor, die Fertigung oder das Material jedes beliebigen Teils abzuändern, falls sie es für wünschenswert hält, ohne dazu verpflichtet zu sein, bereits gelieferte Einheiten entsprechend abzuändern.

Weitere Unterlagen über dieses und sämtliche anderen Modelle stehen bei den Händlern zur Verfügung. Die Unterlagen sind in der Regel auf verschiedenen Sprachen gedruckt.

Zur Suche der erforderlichen Unterlagen ist im Verzeichnis der technischen Veröffentlichungen 604.07.040 nachzuschlagen. Exemplare des Verzeichnisses stehen bei den Händlern zur Verfügung.

ANWEISUNG ZUR BESTELLUNG VON ERSATZTEILEN

Die Bestellnummern des Katalogs werden bei jeder Herausgabe auf den letzten Stand gebracht. Unsere Politik ist eine ständige Verbesserung der Maschinen, so dass Bestellnummern und Abbildungen nicht mehr aktuell sein können.

Beider Bestellung von Ersatzteilen prüfen Sie daher bitte die Bestellnummern bei Ihrem Händler, der über die Mikrokarten und über die allgemeine Liste der Ersatzteile samt Änderungen verfügt.

BESTELLEN SIE DIE ERSATZTEILE BEIM HANDLER IHRES GEBIETES

Bei der Bestellung von Ersatzteilen geben sie bitte folgendes an (siehe Seite 4):

- Modell der Maschine, Fahrgestellnummer, Motorbauart, Motornummer, am Kurbelgehäuse eingeschlagen.
- Bestellnummer des gewünschten Teils (nach den Kataloglisten) angeben, möglichst mit der entsprechenden Bezeichnung. Beziehen sich die Ersatzteile auf eine Gruppe mit eigener Modell oder Baureihennummer, so sind auch diese Daten anzugeben.
- In der Adresse sind Postamt, Stadt, Region und Land, nach dem die Ersatzteile zu schicken sind.
- Ausserdem ist die Versandart des Materials anzugeben (See, Land, Express, Postpaket).
- Sämtliche fernmündlich oder telegraphisch erteilten Bestellungen sind schriftlich zu bestätigen.

Eventuelle Rückgaben von Teilen können ausschliesslich an oder durch den Händler erfolgen, bei dem die betreffenden Teile gekauft wurden, und müssen vorher schriftlich genehmigt werden. Jede Rückgabe wird einzeln in Betracht gezogen.

Beanstandungen wegen Mängel oder Fehler werden nur berücksichtigt, wenn sie sofort bei Erhalt der Ware gemacht werden.

Bei Erhalt von beschädigter Ware sollte der Mann des Spediteurs eine vollständige Beschreibung des Schadens in die Versandpapiere eintragen.

Die Haftung vom Herstellerwerk ist beschränkt und hört nach Erfüllung der für jede einzelne Lieferung vorgesehenen Verkaufsbedingungen auf.

ITEM	PART N.	GRND	ITEM	PART N.	GRND	ITEM	PART N.	GRND	ITEM	PART N.	GRND	ITEM	PART N.	GRND
5	667406	2-03	6	772234	1-L13	6	772269	1-L14	27	772387	1-L15	3	772726	1-M15
16	568581	1-T12	6	772235	1-L13	8	772270	1-L14	15	772387	1-M15	1	772759	1-M13
5	594687	2-P8	6	772236	1-L13	30	772272	1-L15	11	772388	1-L15	6	772761	1-M13
1	702537	1-M3	6	772237	1-L13	30	772273	1-L15	24	772389	1-L15	14	772823	1-L17
1	358732	1-I12	6	772238	1-L13	20	772274	1-L11	25	772390	1-L15	17	772825	1-L16
27	759850	1-L8	6	772239	1-L13	23	772275	1-L15	23	772477	1-M17	17	772826	1-L16
1	767111	1-L3	6	772240	1-L13	2	772277	1-L13	4	772480	1-M17	17	772827	1-L16
5	770057	1-L6	6	772241	1-L13	2	772278	1-L13	6	772482	1-M17	17	772828	1-L16
2	771336	1-L3	6	772242	1-L13	2	772279	1-L13	8	772484	1-M17	7	772829	1-L16
3	771404	1-L3	6	772243	1-L13	2	772280	1-L13	12	772486	1-M17	12	772847	1-L17
14	772055	1-L9	6	772244	1-L13	10	772281	1-L15	7	772522	1-M13	13	772852	1-L17
7	772057	1-M15	6	772245	1-L13	25	772284	1-L11	10	772525	1-M13	18	772873	1-M12
10	772060	1-L11	6	772246	1-L14	25	772285	1-L11	10	772526	1-M13	2	772951	1-M13
3	772110	1-L7	6	772247	1-L14	25	772286	1-L11	10	772527	1-M13	3	772952	1-M13
9	772114	1-L9	6	772248	1-L14	25	772287	1-L11	10	772528	1-M13	15	773184	1-L9
10	772115	1-L9	6	772249	1-L14	25	772288	1-L12	10	772529	1-M13	15	773204	1-L16
11	772116	1-L9	6	772250	1-L14	25	772289	1-L12	10	772530	1-M13	6	773283	1-L11
8	772117	1-L9	6	772251	1-L14	25	772290	1-L12	10	772531	1-M13	9	773365	1-L14
2	772124	1-L9	6	772252	1-L14	11	772292	1-L11	10	772532	1-M13	14	773471	1-L16
3	772125	1-L9	6	772253	1-L14	13	772298	1-L15	10	772533	1-M13	2	773527	1-M15
4	772127	1-L9	6	772254	1-L14	13	772303	1-L9	10	772534	1-M13	15	773534	1-L15
5	772128	1-L9	6	772255	1-L14	13	772303	1-L11	10	772535	1-M13	6	773566	1-M15
6	772129	1-L9	6	772256	1-L14	3	772305	1-L13	17	772566	1-L17	4	773577	1-M15
18	772191	1-L15	6	772257	1-L14	12	772307	1-L15	16	772567	1-L17	20	773634	1-L16
16	772195	1-L15	6	772258	1-L14	19	772324	1-L15	5	772568	1-L17	4	773669	1-L16
20	772211	1-L15	6	772259	1-L14	21	772332	1-L11	20	772573	1-L17	16	773689	1-M17
4	772213	1-L13	6	772260	1-L14	21	772332	1-L17	14	772580	1-M13	6	773693	1-L17
26	772218	1-L12	6	772261	1-L14	22	772334	1-L11	15	772581	1-M13	7	773695	1-L17
6	772227	1-L13	6	772262	1-L14	2	772335	1-L11	12	772611	1-L16	6	773699	1-M16
6	772228	1-L13	6	772263	1-L14	5	772336	1-L13	10	772618	1-L16	9	773700	1-M17
6	772229	1-L13	6	772264	1-L14	22	772351	1-L15	19	772619	1-L16	15	773701	1-M17
6	772230	1-L13	6	772265	1-L14	7	772352	1-L14	8	772621	1-M16	17	773702	1-M17
6	772231	1-L13	6	772266	1-L14	3	772353	1-L11	7	772648	1-M16	1	773707	1-M17
6	772232	1-L13	6	772267	1-L14	5	772354	1-L11	3	772648	1-L16	5	773712	1-M16
6	772233	1-L13	6	772268	1-L14	24	772386	1-L11	2	772703	1-L17	5	773714	1-M17

ITEM	PART N.	GRID	ITEM	PART N.	GRID	ITEM	PART N.	GRID	ITEM	PART N.	GRID	ITEM	PART N.	GRID
18	76007656	3-N6	9	76008146	3-H4	32	76008273	3-H11	3	76008719	3-L6	2	76009130	2-L4
16	76007658	3-N6	15	76008147	3-H4	15	76008276	2-T15	10	76008726	2-S4	2	76009130	2-L6
10	76007666	3-L8	15	76008147	3-H13	15	76008276	3-H17	5	76008727	3-N6	2	76009130	2-L7
7	76007677	1-I3	21	76008148	3-H4	17	76008277	3-H16	4	76008727	3-N15	2	76009130	2-L9
2	76007678	1-I3	21	76008148	3-H13	17	76008277	3-L2	5	76008728	3-N6	2	76009130	2-L10
5	76007679	1-I3	22	76008149	3-H4	16	76008284	2-T15	4	76008728	3-N15	3	76009131	2-L4
13	76007887	3-M8	22	76008149	3-H13	16	76008284	3-H17	2	76008729	2-S4	3	76009131	2-L6
16	76007914	2-Q17	19	76008150	3-H4	23	76008293	3-H2	2	76008737	2-T2	3	76009131	2-L7
9	76007939	1-H4	19	76008150	3-H13	23	76008293	3-H15	2	76008737	2-T7	3	76009131	2-L9
17	76008003	2-T15	17	76008151	3-H4	8	76008296	3-H5	2	76008737	3-N15	3	76009131	2-L10
17	76008003	3-H17	17	76008151	3-H13	8	76008296	3-H12	2	76008738	2-T2	12	76009175	2-Q12
2	76008013	2-I2	20	76008152	3-H4	9	76008297	3-H5	2	76008738	2-T7	1	76009177	2-Q3
2	76008013	2-L2	20	76008152	3-H13	9	76008297	3-H12	2	76008738	3-N15	2	76009178	2-Q3
2	76008013	2-L3	24	76008153	3-H4	1	76008299	3-H15	18	76008758	2-S2	14	76009220	2-S8
2	76008013	2-L5	15	76008154	3-H4	6	76008306	3-H15	18	76008758	2-T6	5	76009349	2-Q14
2	76008013	2-L8	35	76008155	2-H6	11	76008307	3-H15	19	76008759	2-T6	7	76009392	1-T10
2	76008013	2-L11	5	76008156	2-T16	15	76008314	3-H14	18	76008760	2-T6	1	76009417	1-H4
3	76008014	2-I2	26	76008157	3-H4	24	76008315	3-H15	19	76008761	2-S2	20	76009491	2-M6
3	76008014	2-L2	34	76008157	3-H6	1	76008315	3-I2	19	76008761	2-T6	4	76009491	3-N11
3	76008014	2-L3	26	76008157	3-H13	20	76008316	3-H15	23	76008819	3-H4	22	76009528	2-H13
3	76008014	2-L5	34	76008157	3-H11	5	76008317	3-H14	23	76008819	3-H13	8	76009841	2-S3
3	76008014	2-L8	6	76008158	2-T16	9	76008317	3-I3	14	76008820	3-H4	9	76009842	2-S3
3	76008014	2-L11	6	76008158	3-H17	17	76008324	3-H15	14	76008820	3-H13	2	76009898	2-H10
4	76008016	2-I2	10	76008228	3-H15	16	76008374	3-M8	9	76008827	1-H12	2	76009898	3-N16
4	76008016	2-L2	4	76008239	2-M9	17	76008375	3-M8	2	76008828	3-H7	2	76009901	2-H11
4	76008016	2-L3	20	76008260	3-M10	6	76008381	1-R3	2	76008828	3-H10	3	76009902	2-H11
4	76008016	2-L5	24	76008266	3-H2	5	76008382	1-R3	6	76008830	3-H14	2	76009970	2-H12
4	76008016	2-L8	4	76008266	3-H5	1	76008410	1-I5	2	76008855	2-R3	11	76010015	2-P8
4	76008016	2-L11	24	76008266	3-H15	21	76008464	1-N9	17	76008864	2-M17	8	76010036	2-N16
15	76008075	1-T11	4	76008266	3-H12	18	76008466	2-Q12	18	76008865	2-M17	7	76010037	2-N16
13	76008076	1-T11	24	76008267	3-H2	6	76008494	2-I9	19	76008866	2-M17	6	76010292	1-N11
20	76008128	1-T8	4	76008267	3-H5	1	73008557	2-Q2	13	76008867	2-M17	3	76010297	3-M10
7	76008130	1-H12	24	76008267	3-H15	21	76008686	3-H15	3	76008880	2-N4	11	76010475	2-N6
7	76008131	1-H12	4	76008267	3-H12	1	76008717	3-L6	4	76008881	2-N4	18	76010477	2-N6
8	76008134	2-M9	32	76008273	3-H6	1	76008718	3-L6	10	76009020	1-T10	22	76010477	2-N8





ITEM	PART N.	GRID	ITEM	PART N.	GRID	ITEM	PART N.	GRID	ITEM	PART N.	GRID	ITEM	PART N.	GRID
6	16044031	2-Q3	11	16100821	3-H12	1	17764992	1-N12	5	40002651	1-H11	5	70194953	2-S17
16	16044221	1-M4	19	16100821	3-H13	24	17764992	1-N14	5	40002653	1-H11	1	70194955	2-S17
12	16044221	1-NE	17	16100821	3-16	7	17764992	1-N15	5	40002654	1-S11	1	70194955	3-M6
3	16044224	1-O11	11	16100821	3-15	25	19053382	1-T12	9	45013953	2-N16	2	70194956	2-S17
3	16044224	1-O8	19	16100621	3-14	6	19053382	1-T15	16	45013956	2-N16	2	70194956	3-M6
7	16044231	2-M13	22	16101511	1-M3	9	20063390	2-P3	22	45015482	2-H9	3	70194957	2-S17
15	16044231	2-M10	10	16101511	2-P10	6	20063450	3-N11	13	45015482	2-S3	3	70194957	3-M6
16	16044431	2-M4	8	16101521	2-P6	15	20419340	2-O13	15	45015482	3-N6	4	70194958	2-S17
20	16044521	1-M2	11	16102621	3-H11	15	20419340	2-O10	12	45015482	3-N15	4	70194958	3-M6
17	16044521	2-R13	8	1610262	3-H12	7	24941650	2-P12	11	45019983	2-N15	8	70194961	2-S17
1	16044621	1-O4	21	1610262	1-H13	1	24941650	2-P14	18	45019984	2-N16	8	70194901	3-M6
3	16044634	1-O5	11	16102621	3-16	1	24941650	2-P16	12	45019985	2-N16	7	70194963	2-S17
18	16044821	2-P10	8	16102621	3-15	1	24941650	3-N12	15	45019986	2-N16	6	70194964	2-S17
24	16044924	1-P3	21	16102621	3-14	3	24941660	2-P12	13	45020008	2-N16	6	70194964	3-M6
17	16045021	1-H8	6	16103621	2-Q8	2	24941660	2-P14	1	45020921	3-H14	23	70194969	2-S15
28	16045021	1-L8	5	16103821	2-O12	2	24941660	2-P16	4	45023143	2-P4	6	70194969	3-M5
18	16145421	1-N7	5	16103821	2-Q9	3	24941660	3-N12	7	45026712	2-M2	19	70194975	2-S15
13	16145424	1-P2	16	16104111	3-H2	1	24979420	1-O7	10	45482288	2-N16	13	70194975	3-M5
13	16145721	1-N12	29	16104111	3-H6	8	24979930	1-Q11	10	45482295	2-N16	10	70196735	1-T9
9	16046131	2-H6	15	16104111	3-H7	7	24979970	1-P8	10	45482296	2-N16	4	70196735	3-M2
25	16100811	1-H9	16	16104111	3-H16	18	28998530	1-O15	30	45482730	2-O3	5	70197810	1-I2
8	16100811	1-H10	10	16104111	3-H15	19	28998680	1-C15	2	45483416	2-H14	15	70199012	2-N10
14	16100811	1-I9	29	16104111	3-H11	27	38812780	1-H15	7	45483428	2-H14	13	70622081	1-I4
18	16100811	1-M9	15	16104111	3-H10	28	38814907	1-H15	4	45483430	2-H14	6	70646720	2-N4
8	16100811	1-N15	16	16104111	3-L2	17	38822532	1-H10	5	45483432	1-H14	7	70653570	1-I6
10	16100811	1-N16	16	16104121	2-H16	7	38824001	1-N12	1	45483434	2-H14	6	70662609	1-I2
9	16100811	1-O7	7	16104121	2-Q3	1	38824001	1-O17	39	45483627	2-O2	2	70662609	1-L2
15	16100611	1-P11	6	16500211	1-N16	20	38829614	1-H6	17	45483635	2-O3	21	70663977	2-N17
15	16100811	1-P17	4	16506811	1-N16	10	38830379	1-M4	14	50093124	2-P8	7	70664343	1-I2
6	16100811	2-H3	5	16507511	1-N16	4	38952312	1-H12	23	70049918	1-N14	11	70664853	1-I7
6	16100811	2-R17	7	16508160	1-N16	16	40002440	1-H8	11	70061656	1-N8	5	70665726	2-N17
5	16100811	2-S11	14	17764692	1-H10	16	40002443	1-H8	18	70083851	3-M10	23	70666421	2-O17
25	16100821	1-L3	16	17764692	1-M2	16	40002444	1-H6	7	70181478	2-S13	24	70666423	2-O17
16	16100821	1-Q8	11	17764792	1-I9	16	40002445	1-H8	6	70188771	2-M17	5	70669053	1-M10
17	16100821	3-H11	4	17764992	1-M9	5	40002650	1-H11	6	70191848	2-S16	2	70669359	1-M10

ITEM	PART N.	GRID	ITEM	PART N.	GRID	ITEM	PART N.	GRID	ITEM	PART N.	GRID	ITEM	PART N.	GRID
19	76014353	2-M16	2	76015036	2-I15	1	76015856	3-O17	9	76017394	3-L3	18	79013422	2-R4
2	76014467	2-T13	6	76015037	3-M8	8	76015914	2-Q13	20	76017701	2-T15	13	79013422	3-H10
2	76014467	2-T14	11	76015046	2-M16	12	76015981	2-M4	20	76017701	3-H17	13	79013422	3-I7
7	76014467	3-L10	1	76015208	2-T13	18	76016007	2-S2	23	76017702	1-M11	15	79013422	3-M8
6	76014521	2-M15	1	76015212	2-T14	18	76016007	2-T6	12	76017855	2-M12	19	79013422	3-N8
14	76014521	2-M10	22	76015217	3-H7	19	76016008	2-S2	7	76017923	1-O13	6	79013422	3-N17
1	76014522	2-M10	22	76015217	3-I10	19	76016008	2-T6	7	76017923	1-Q8	4	79014863	2-H11
10	76014523	2-M10	22	76015218	3-H7	5	76016073	1-I14	5	76017924	1-Q7	14	79017116	2-Q12
8	76014557	2-N6	22	76015218	3-I10	20	76016126	2-N7	1	76017970	3-I3	9	79017173	2-P8
8	76014558	2-N6	1	76015300	3-I8	19	76016128	2-N7	16	76017971	3-I3	6	79018675	3-H7
6	76014559	2-N6	5	76015334	1-I14	9	76016132	1-M10	11	76018082	2-N6	6	79018675	3-I10
14	76014606	2-S8	27	76015389	2-M5	12	76016161	2-Q14	22	76018099	3-L14	19	79018816	1-R16
16	76014613	2-N6	3	76015415	2-M2	1	76016162	2-Q9	21	76018100	3-L13	19	79018816	1-S12
2	76014613	2-N7	26	76015426	2-M5	1	76016163	2-Q7	25	76018103	3-L14	19	79018816	1-S4
7	76014623	1-M10	1	76015427	2-N6	16	76016212	2-N4	12	76018104	3-L13	19	79018816	1-T7
8	76014651	1-Q8	2	76015433	1-R9	5	76016350	2-T5	4	76019240	3-M10	15	79019660	2-Q12
10	76014652	1-Q8	20	76015443	2-Q17	5	76016350	2-T10	12	76019339	2-M8	6	79020344	3-I7
3	76014654	2-S4	13	76015445	2-M16	6	76016351	2-T5	28	76019344	3-L14	6	79020354	2-P5
7	76014800	2-I9	11	76015584	1-I7	6	76016351	2-T10	16	76019671	2-H17	23	79020511	2-Q12
2	76014827	2-M13	17	76015588	3-H7	2	76016639	1-T15	14	76019674	3-L8	6	79020844	3-H10
1	76014830	2-M13	17	76015588	3-I10	3	76016640	1-T15	14	76019675	3-L8	8	79020845	3-H10
20	76014852	2-M13	23	76015589	3-H8	2	76016657	1-T16	3	76019757	2-N2	8	79020845	3-I7
2	76014896	3-M8	23	76015589	3-I9	3	76016659	1-T16	4	76019758	2-N2	4	79021522	3-H10
3	76014897	3-M8	14	76015604	2-T16	2	76016745	3-H10	1	76019770	2-M8	4	79021522	3-I7
2	76014940	2-M17	14	76015604	3-I17	2	76016745	3-I7	20	76019772	2-I17	12	79022437	2-R13
1	76014963	2-Q10	15	76015605	2-T16	10	76017017	2-I15	5	76019850	2-I7	11	79022466	2-P12
1	76014964	2-Q5	15	76015605	3-I17	20	76017017	2-I14	10	79000019	1-L10	4	79022468	2-P12
1	76014966	2-Q7	6	76015628	2-Q9	11	76017020	2-I15	31	79010219	1-L4	4	79022468	2-P14
12	76014967	2-Q14	6	76015629	2-Q9	19	76017020	2-I14	4	79011213	2-S10	4	79022468	2-P16
4	76014968	2-Q13	1	76015685	2-N9	23	76017291	3-L12	13	79011406	2-Q14	4	79022468	3-N12
26	76015002	2-I16	8	76015691	1-I5	16	76017344	2-I14	15	79011407	1-T10	15	79022480	2-P12
21	76015005	2-I16	10	76015719	2-N16	15	76017345	2-I14	20	79011407	1-T11	13	79022481	2-P12
12	76015017	2-R14	2	76015734	2-Q4	18	76017346	2-I14	14	79013422	2-Q3	12	79022484	3-N12
12	76015021	3-H9	3	76015735	2-Q4	13	76017347	2-I14	21	79013422	2-Q17	20	79022485	2-P12
12	76015021	3-I8	2	76015850	3-O17	12	76017348	2-I14	10	79013422	2-Q8	8	79023080	3-N5

FR 15 B

PARTS FOR CURRENT MAINTENANCE (500 Hr KIT)
 RICAMBI PER MANUTENZIONE ORDINARIA (KIT 500 ORE)

Part Number 77903531

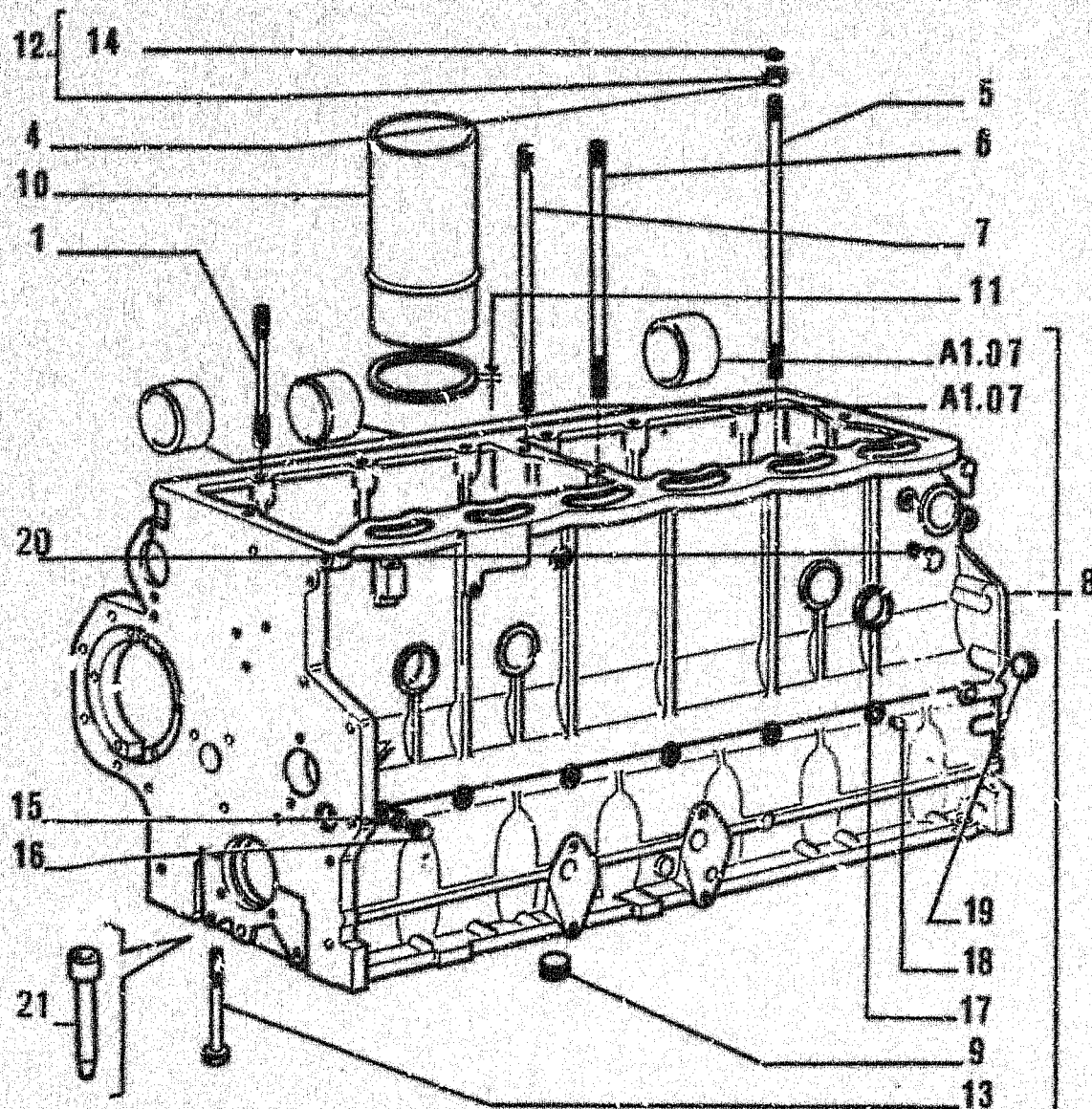


		SGR.A2.26 Tav. 1 Item 3		H ₂ O	SGR.A4.02 Tav. 5 Item 14
		SGR.A2.26 Tav. 1 Item 4 (x2)		OR	SGR.A2.26 Tav. 1 Item 5 (x2)
		SGR.A3.03 Tav. 1 Item 3			SGR.A2.26 Tav. 1 Item 9 (x2)
		SGR.A2.23 Tav. 1 Item 8		OR	SGR.A2.23 Tav. 1 Item 2
		SGR.B2.06 Tav. 1 Item 6 (x2)			
		SGR.E3.28 Tav. 2 Item 23 (x2)			SGR.E3.28 Tav. 2 Item 21 (x2)
		SGR.E3.35 Tav. 1 Item 1			SGR.E3.35 Tav. 1 Item 4
	OR	SGR.E3.35 Tav. 1 Item 2		OR	SGR.E3.28 Tav. 2 Item 18
	OR	SGR.E3.35 Tav. 1 Item 3			

MODIFICATION - MODIFICA			Summary of involved subgroups and directions for replacement. Sottogruppi interessati e norme di ricambio.
C 2690 → Tel.n. 595100	D 2690 Tel.n. 595101	→	B2.01 79086888 = 79101813 + 79101809 + + 73142840 79064010 = 79101808 79064011 = 79101810
C 2691 → Tel.n. 595100	D 2691 Tel.n. 595101	→	L1.01
	D 2692 Tel.n. 595582	→	M1.02/1
C 2693 → Tel.n. 595551	D 2693 Tel.n. 595552	→	E3.02
C 2694 → Tel.n. 595572	D 2694 Tel.n. 595573	→	D2.11 - D2.17/1
C 2695 → Tel.n. 595633	D 2695 Tel.n. 595634	→	L3.10
C 2696 → Tel.n. 595600	D 2696 Tel.n. 595601	→	A2.40
C 2697 → Tel.n. 595693	D 2697 Tel.n. 595694	→	F4.01 - F4.05 - F4.05/A - F4.05/1 - F4.05/1A - L1.04 - L1.04/1
C 2698 → Tel.n. 595679	C 2698 Tel.n. 595680	→	C1.02 - C1.1J/1
	D 2699 Tel.n. 595568	→	F4.01
	D 2700 Tel.n. 595640	→	A2.43 - M1.02/1

PART NUMBER	ITEM	KIT COMP. PART. N.	QTY	SGR.	TAV.	PAG.	GRD PGS.	TRANS CODE	DESCRIPTION	DENOMINAZIONE
79083656										
	7	4734747	1	A2.52	1	1	1-M9	122G	SEAL	GUARNIZIONE
	4	4746085	2	A2.54	1	1	1-M7	122G	SEAL	GUARNIZIONE
	1	4858078	1	A3.01	3	1	1-M2	122G	SEAL	GUARNIZIONE
	9	4858223	1	A2.54	1	1	1-M7	122G	SEAL	GUARNIZIONE
	8	4858224	2	A2.54	1	1	1-M7	122G	SEAL	GUARNIZIONE
	6	98412100	1	A2.52	1	1	1-M9	122G	SEAL	GUARNIZIONE
	14	98412317	4	A4.02	3	1	1-N13	122G	SEAL	GUARNIZIONE
	2	98412433	1	A4.02	3	1	1-N13	122G	SEAL	GUARNIZIONE
79087045										
	1	79087045	1	D2.11/ 1	6	1	2-18	2K	KIT	KIT
79090369										
	4	79090369	1	E3.34	1	1	2-P3	2K	KIT	KIT
79092179										
	2	79092179	1	C1.19/ 1	1	1	2-H6	2K	KIT	KIT
79092180										
	3	79092180	1	C1.19/ 1	1	1	2-H6	2K	KIT	KIT
79092181										
	4	79092181	1	C1.19/ 1	1	1	2-H6	2K	KIT	KIT
79092182										
	5	79092182	1	C1.19/ 1	1	1	2-H6	2K	KIT	KIT
79093818										
	4	79093818	1	E3.34	1	1	2-P3	2K	KIT	KIT
79099834										
	1	79099834	1	C1.08/ A	1	1	2-H4	2K	KIT	KIT

MODIFICATION - MODIFICA		Summary of involved subgroups and directions for replacement. Sottogruppi interessati e norme di ricambio.
C 3366 → Tel. n. 596013	C 3366 Tel. n. 596014 →	E3.28
C 3367 → Tel. n. 595893	D 3367 Tel. n. 595894 Including serial n. Compresi i telai 595953 →	E3.02 - E3.02/1 - L3.10
C 3368 → Tel. n. 595952	D 3368 Tel. n. 595953 →	E3.02
C 3369 → Tel. n. 595816	D 3369 Tel. n. 595817 →	L1.01 - L1.01/1
C 3373 → Mot. n. 008324	D 3373 Mot. n. 008325 →	A1.25 - A1.25/A
C 3374 → Mot. n. 008493	D 3374 Mot. n. 008494 →	A1.02 - A3.01
C 3375 → Mot. n. 008119	D 3375 Mot. n. 008119 →	A2.54
C 3376 → Mot. n. 008991	D 3376 Mot. n. 008992 →	A1.01
C 3377 → Mot. n. 009827	D 3377 Mot. n. 009828 →	A2.24 770057 = 4724015 + 4753563 + 10260160



ITEM	PART NUMBER	QTY	TRANS CODE	DESCRIPTION	DESCRIZIONE
1	4707320	6	210P STUD	+0,053+0,116	PRIGIONIERO +0,053+0,116
	4707321	6	210P STUD	+0,124+0,164	PRIGIONIERO +0,124+0,164
	4707322	6	210P STUD	+0,005+0,045	PRIGIONIERO +0,005+0,045
4	4713555	26	10D NUT - IN ALTERNATIVE		DADO - IN ALTERNATIVA
5	4718316	4	210P STUD	+0,053+0,116	PRIGIONIERO +0,053+0,116
	4718317	4	210P STUD	+0,124+0,164	PRIGIONIERO +0,124+0,164
	4718318	4	210P STUD	+0,005+0,045	PRIGIONIERO +0,005+0,045
6	4718319	10	210P STUD	+0,053+0,116	PRIGIONIERO +0,053+0,116
	4718320	10	210P STUD	+0,124+0,164	PRIGIONIERO +0,124+0,164
	4718321	10	210P STUD	+0,005+0,045	PRIGIONIERO +0,005+0,045
7	4718322	6	210P STUD	+0,053+0,116	PRIGIONIERO +0,053+0,116
	4718323	6	210P STUD	+0,124+0,164	PRIGIONIERO +0,124+0,164
	4718324	6	210P STUD	+0,005+0,045	PRIGIONIERO +0,005+0,045
8	4806152	1	20B CRANKCASE - ASSEMBLY		BASAMENTO MOTORE - COMPLETO
9	4731414	1	50T PLUG		TAPPO
10	4750806	6	35C CYLINDER		CAMICIA
11	4750807		198S SHIM 3,00		SPESSORE 3,09
	4750808		198S SHIM 3,11		SPESSORE 3,11
	4750809		198S SHIM 3,13		SPESSORE 3,13
	4750810		198S SHIM 3,15		SPESSORE 3,15
	4750811		198S SHIM 3,17		SPESSORE 3,17
	4750812		198S SHIM 3,19		SPESSORE 3,19
	4750813		198S SHIM 3,21		SPESSORE 3,21
	4750814		198S SHIM 3,23		SPESSORE 3,23
	4750815		198S SHIM 3,25		SPESSORE 3,25
	4750816		198S SHIM 3,27		SPESSORE 3,27
	4750817		198S SHIM 3,29		SPESSORE 3,29

CRANKCASE AND CYLINDER HEAD - BASAMENTO E TESTA CILINDRI - BATTI ET CULASSE -
KURBELGEHAUSE UND ZYLINDERKOPF - BLOQUE DE CILINDROS Y CULATA

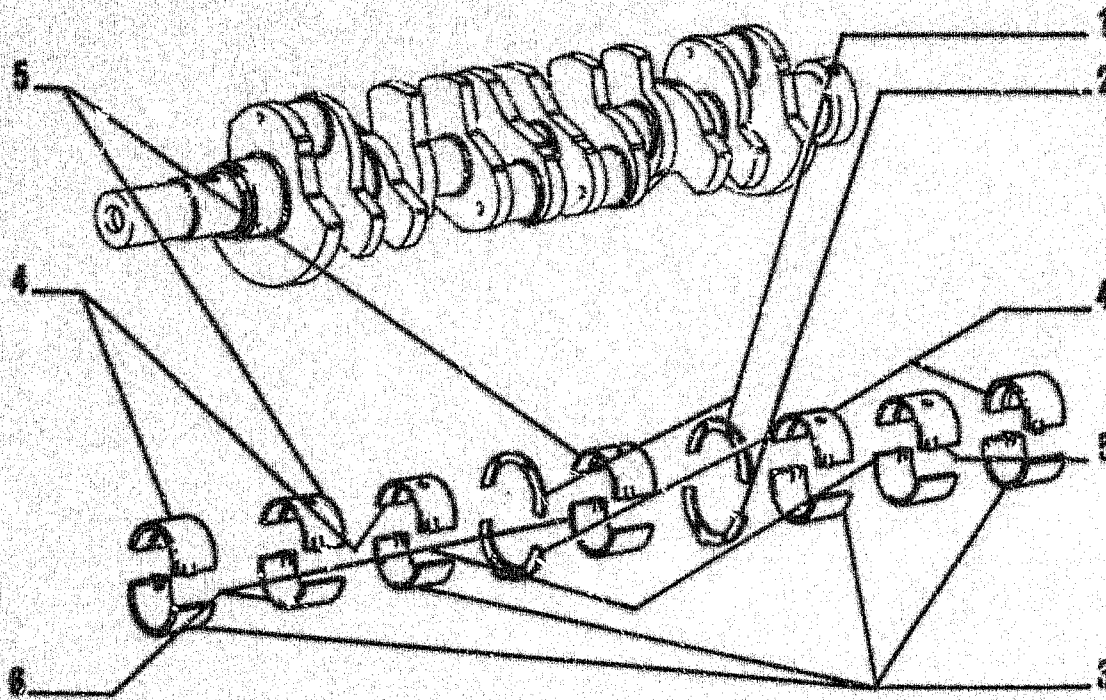
A1.01

1

N.T.R. 188 - 30.11.1989

604.01.151.02

H4



ITEM	PART NUMBER	QTY	TRANS CODE	DESCRIPTION	DESCRIZIONE
6	4722686	3	103S	HALF BEARING -0,508	SEMICUSCINETTO -0,508
	4722687	3	103S	HALF BEARING -0,762	SEMICUSCINETTO -0,762
	4722688	3	103S	HALF BEARING -1,016	SEMICUSCINETTO -1,016
7	1901385	1	1K	KIT SEF PAGE 9	KIT VED. PAG.9
	1901386	1	1K	KIT SEE PAGE 9	KIT VED. PAG.9
	1901387	1	1K	KIT SEE PAGE 9	KIT VED. PAG.9
	1901388	1	1K	KIT SEE PAGE 9	KIT VED. PAG.9
	1901832	1	1K	KIT SEE PAGE 9	KIT VED. PAG.9
	1901833	1	1K	KIT SEE PAGE 9	KIT VED. PAG.9
	1901834	1	1K	KIT SEE PAGE 9	KIT VED. PAG.9
	1901835	1	1K	KIT SEE PAGE 9	KIT VED. PAG.9
	1901836	1	1K	KIT SEE PAGE 9	KIT VED. PAG.9

CRANKSHAFT AND FLYWHEEL - ALBERO E VOLANO MOTORE - VILEBREQUIN ET VOLANT MOTEUR
 KURSELWELLE UND SCHWUNGRAD - CIGUENAL Y VOLANTE

A1.03

2

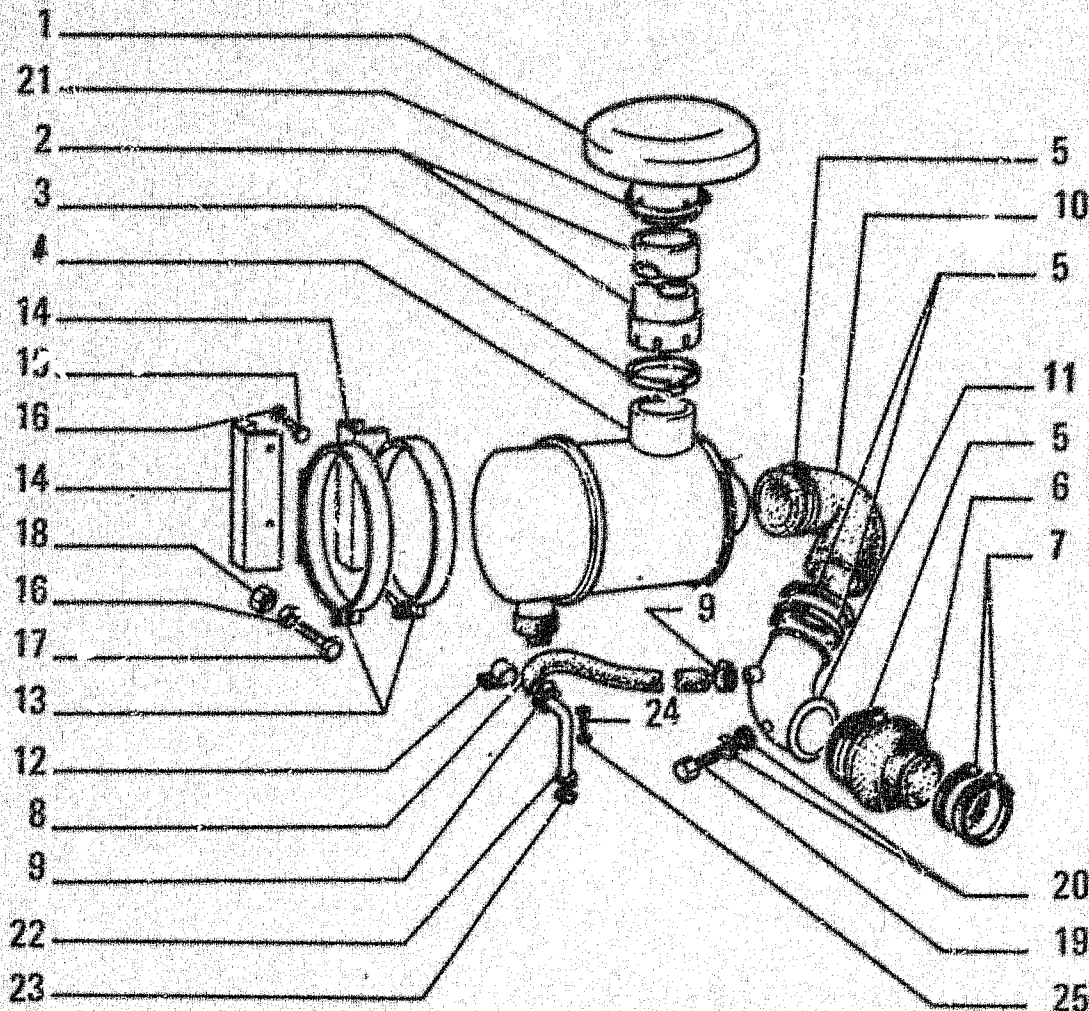
N.T.R. 188 - 30.11.1989

604.01.151.02

H14

FIATALLIS PR188

A2.22 TAV. 1 PAG.2



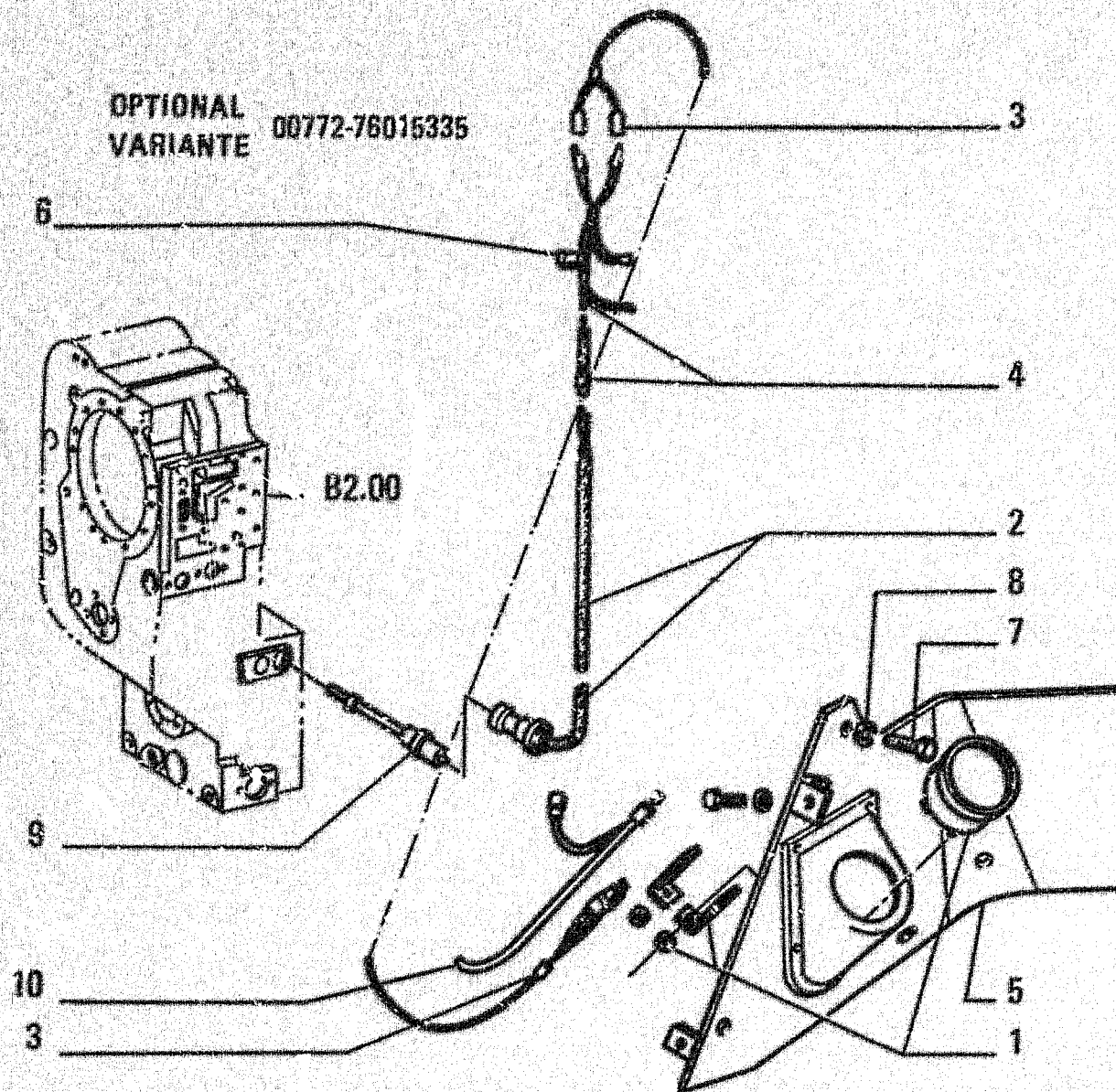
ITEM	PART NUMBER	QTY	TRANS CODE	DESCRIPTION	DESCRIZIONE
13	70822081	2	180C	COLLAR	COLLARE
14	73138478	2	105P	PLATE	PIASTRA
15	70822282	4	40V	SCREW	VITE
16	70877006	8	131R	WASHER	ROSETTA
17	70822783	4	40V	SCREW	VITE
18	70833623	4	100	NUT	DADO
19	11903817	1	20R	FITTING 10x1,25x19	RACCORDO 10x1,25x19
20	10296360	2	122G	SEAL 10,2x16	GUARNIZIONE 10,2x16
21	12184490	1	180C	COLLAR 120/111 C2822	COLLARE 120/111 C2822
	79083852	1	180C	COLLAR D2822	COLLARE D2822
22	73077435	1	193T	TUBE	TUBO FISSO
23	73077437	1	122G	SEAL	GUARNIZIONE
24	14306430	2	40V	SCREW 8x1,25x25	VITE 8x1,25x25
25	70830499	2	131R	WASHER	ROSETTA

AIR CLEANER AND DUCTS - FILTRO ARIA E TUBAZIONI - FILTRE A AIR ET CANALISATIONS - LUFTFILTER UND LEITUNGEN - FILTRO DE AIRE Y TUBERIAS

A2.22

N.T.R. 173 - 30.11.1988

604.01.151.01



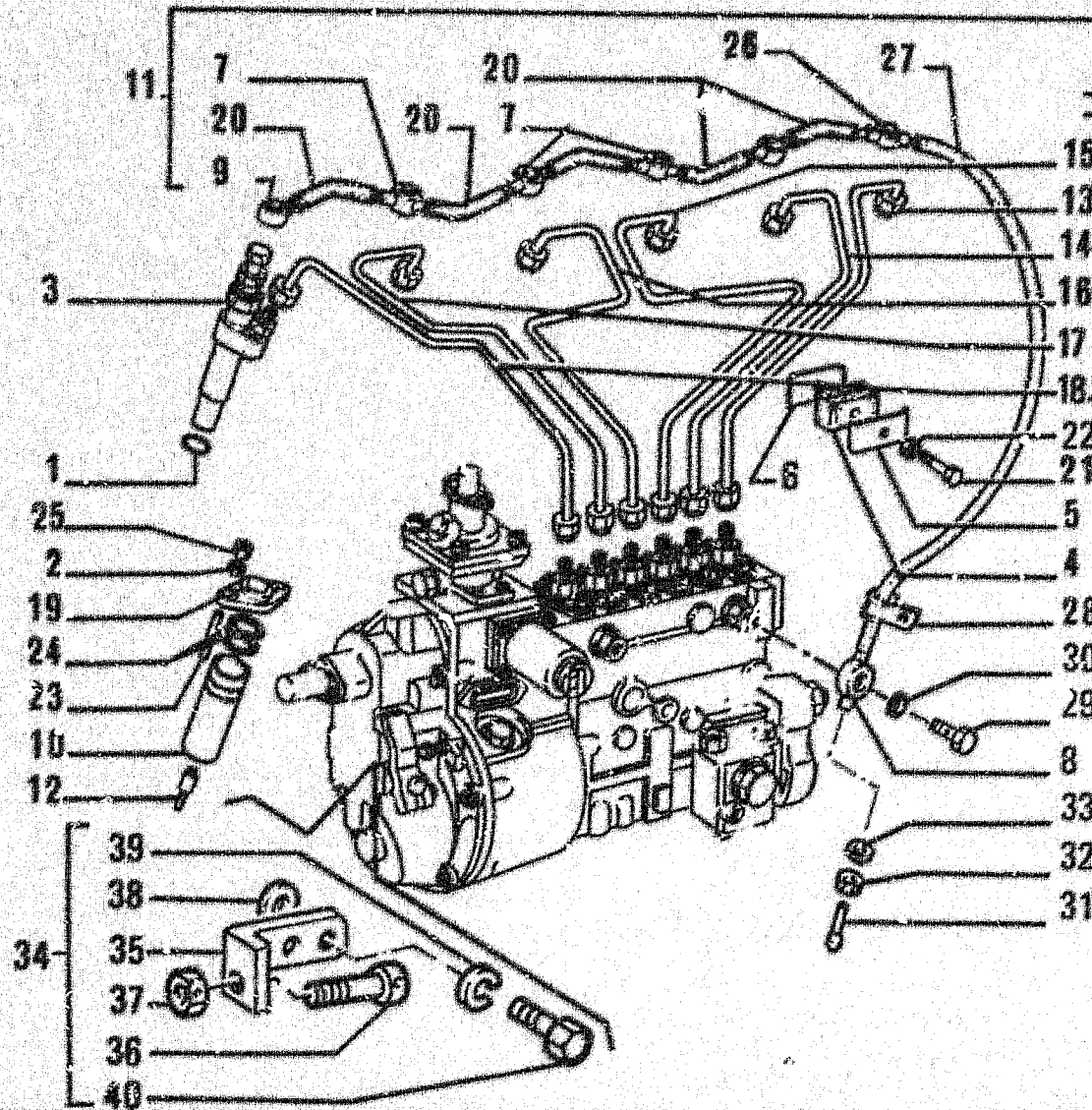
ITEM	PART NUMBER	QTY	TRANS CODE	DESCRIPTION	DESCRIZIONE
1	76009417	1	16T	SPEEDOMETER	TACHIMETRO
2	76007590	1	132S	INDUCTIVE PROXIMITY SWITCHES	SENSORE
3	76007241	1	111C	CABLE	CAVO
4	76010719	1	111C	CABLE	CAVO
5	76015334	1	25P	PANEL C2010	PANNELLO C2010
	76016073	1	300S	SUPPORT D2010	SUPPORTO D2010
6	4982514	6	31F	CLAMP	FASCETTA
7	10902021	2	40V	SCREW 6x1x12 C2010	VITE 6x1x12 C2010
	15680707	5	40V	SCREW D2010	VITE D2010
8	10516471	2	170R	LOCKWASHER 6,1x1,8 C2010	ROSETTA EL. 6,1x1,8 C2010
	12611307	5	170R	LOCKWASHER D2010	ROSETTA EL. D2010
9	76007939	1	70F	FLANGE	FLANGIA
10	76010718	1	111C	CABLE	CAVO

HOURMETER AND TACHOMETER DRIVE - COMANDO CRONOTACHIMETRO - COMMANDE D'HOROTACHYMETRE - TRAKTORMETERANTRIEB - ARRASTRE DEL HOROTACOMETRO

A1.08

N.T.R. 18B - 30.11.1989

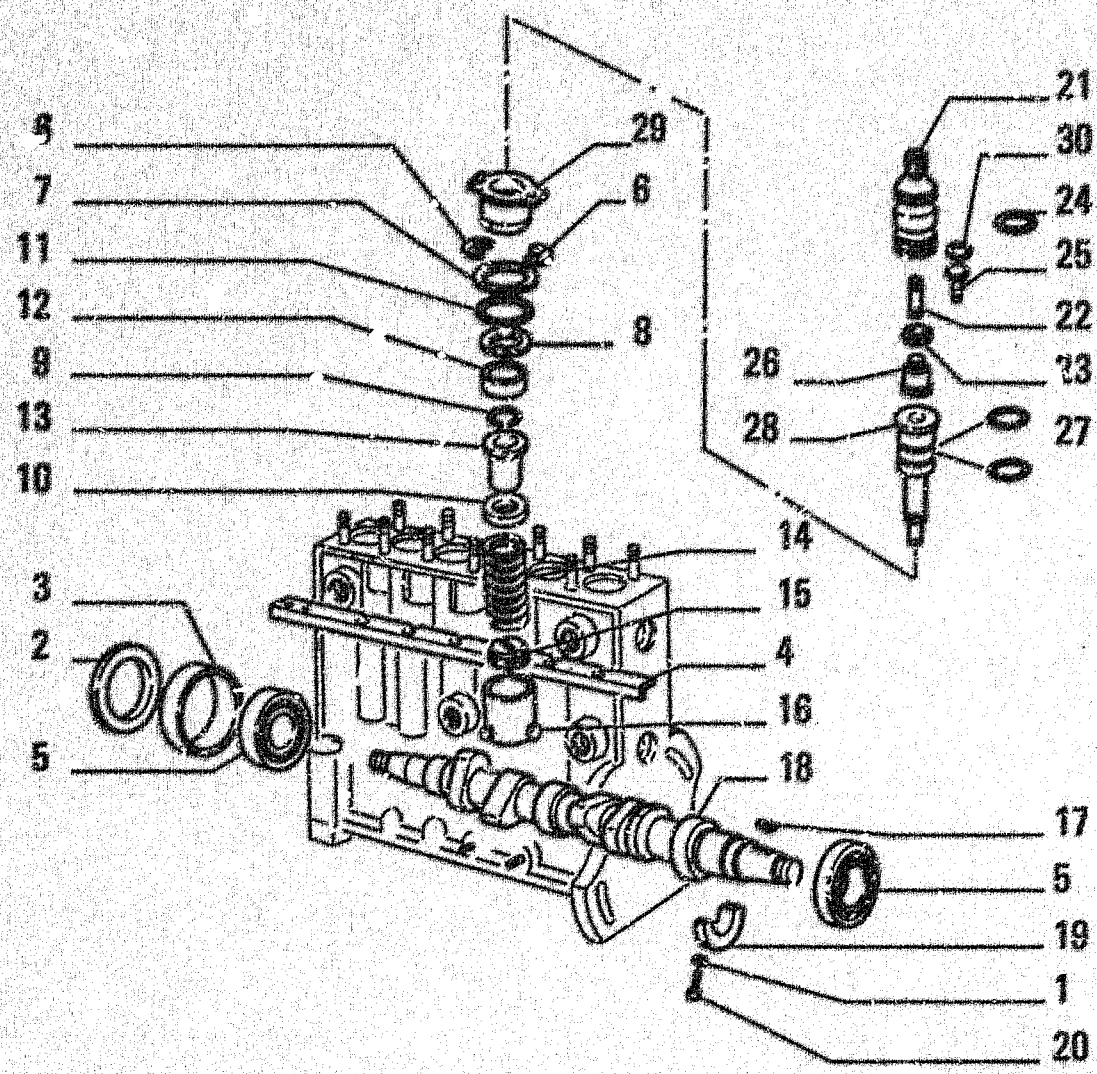
604.01.151.02



ITEM	PART NUMBER	QTY	TRANS CODE	DESCRIPTION	DESCRIZIONE
	26 4805997	1	20R	FITTING C3401	RACCORDO C3401
	27 4808233	1	28ST	HOSE C3401	TUBO FLESSIBILE C3401
	28 10450780	1	225S	BRACKET 0x0	STAFFA 0x0
	28 10184311	1	20R	FITTING 14x1,5x27	RACCORDO 14x1,5x27
	30 10280060	2	135R	SEAL 14,2x20	ROSETTA DI TENUTA 14,2x20
	31 79010219	1	193T	TUBE	TUBO RIGIDO
	32 11260313	1	100	NUT 14x1,5x14,5	DADO 14x1,5x14,5
	33 11264113	1	158G	O-RING 8x11	GUARNIZIONE O-R 8x11
	34 4756612	1	111G	GOVERNOR ASSEMBLY - ASSEMBLY	GRUPPO DI REGOLAZIONE - COMPLETO
	35 4756614	1	225S	BRACKET	STAFFA
	36 4756615	1	40V	SCREW	VITE
	37 4756616	1	100	NUT	DADO
	38 4799585	2	75D	SPACER	DISTANZIALE
	39 10571571	2	131R	WASHER 8,1x1,6	ROSETTA 8,1x1,6
	40 10902211	2	40V	SCREW 0x1x16	VITE 0x1x16
	41 4808746	1	193T	TUBE - ASSEMBLY	TUBO RIGIDO - COMPLETO

FUEL INJECTION SYSTEM - ALIMENTAZIONE AD INIEZIONE - ALIMENTATION PAR INJECTION
 EINSPRITZANRUESTUNG - ALIMENTACION POR INYECCION

A2.24 1
 M.T.R. 205 - 30.01.1991
 604.01.151.93



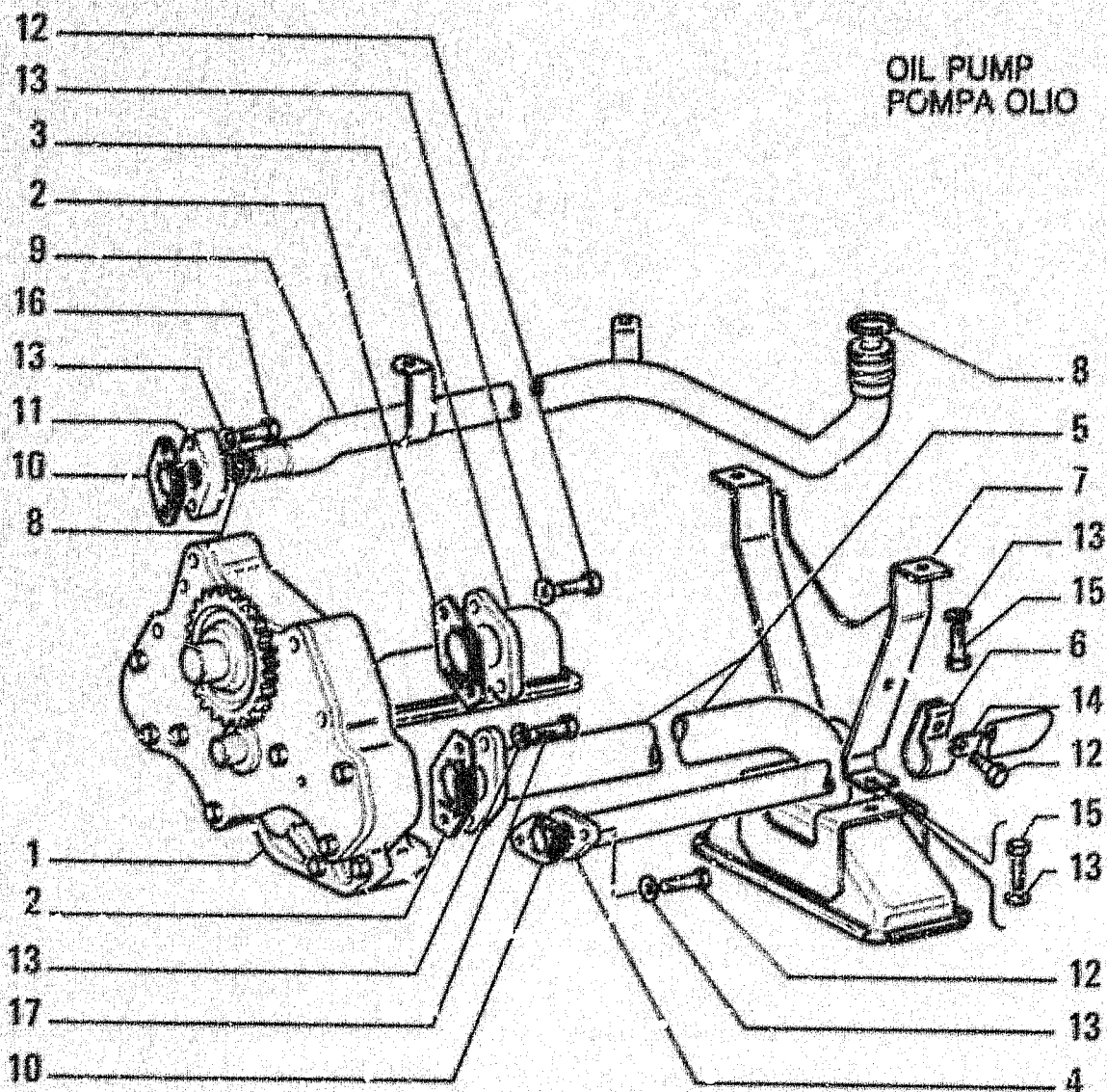
ITEM	PART NUMBER	QTY	TRANS CODE	DESCRIPTION	DESCRIZIONE
6	772246			110P PLAQUE - THICKNESS 1,35	PIASTRINA - SPESSORE 1,35
	772247			110P PLAQUE - THICKNESS 1,40	PIASTRINA - SPESSORE 1,40
	772248			110P PLAQUE - THICKNESS 1,45	PIASTRINA - SPESSORE 1,45
	772249			110P PLAQUE - THICKNESS 1,50	PIASTRINA - SPESSORE 1,50
	772250			110P PLAQUE - THICKNESS 1,55	PIASTRINA - SPESSORE 1,55
	772251			110P PLAQUE - THICKNESS 1,60	PIASTRINA - SPESSORE 1,60
	772252			110P PLAQUE - THICKNESS 1,65	PIASTRINA - SPESSORE 1,65
	772253			110P PLAQUE - THICKNESS 1,70	PIASTRINA - SPESSORE 1,70
	772254			110P PLAQUE - THICKNESS 1,75	PIASTRINA - SPESSORE 1,75
	772255			110P PLAQUE - THICKNESS 1,80	PIASTRINA - SPESSORE 1,80
	772256			110P PLAQUE - THICKNESS 1,85	PIASTRINA - SPESSORE 1,85
	772257			110P PLAQUE - THICKNESS 1,90	PIASTRINA - SPESSORE 1,90
	772258			110P PLAQUE - THICKNESS 1,95	PIASTRINA - SPESSORE 1,95
	772259			110P PLAQUE - THICKNESS 2,00	PIASTRINA - SPESSORE 2,00
	772260			110P PLAQUE - THICKNESS 2,05	PIASTRINA - SPESSORE 2,05
	772261			110P PLAQUE - THICKNESS 2,10	PIASTRINA - SPESSORE 2,10
	772262			110P PLAQUE - THICKNESS 2,15	PIASTRINA - SPESSORE 2,15
	772263			110P PLAQUE - THICKNESS 2,20	PIASTRINA - SPESSORE 2,20
	772264			110P PLAQUE - THICKNESS 2,25	PIASTRINA - SPESSORE 2,25
	772265			110P PLAQUE - THICKNESS 2,30	PIASTRINA - SPESSORE 2,30
	772266			110P PLAQUE - THICKNESS 2,35	PIASTRINA - SPESSORE 2,35
	772267			110P PLAQUE - THICKNESS 2,40	PIASTRINA - SPESSORE 2,40
	772268			110P PLAQUE - THICKNESS 2,45	PIASTRINA - SPESSORE 2,45
	772269			110P PLAQUE - THICKNESS 2,50	PIASTRINA - SPESSORE 2,50
7	772352	6	75D	SPACER	DISTANZIALE
8	772270	6	131R	WASHER	ROSETTA
9	773385	6	45A	RING	ANELLO

INJECTION PUMP -- POMPA INIEZIONE -- POMPE D'INJECTION -- EINSPIRITZPUMPE -- SOMBA DE INYECCION

A2.27

2

L14



PIATTALIS PR188

A3.01 TAV. 1 PAG.1

ITEM	PART NUMBER	QTY	TRANS CODE	DESCRIPTION	DESCRIZIONE
1	4721103	1	153P	OIL PUMP - ASSEMBLY SEE SGR. A3.02	POMPA OLIO - COMPLETO VEDERE SGR. A3.02
2	4527400	2	122G	SEAL C3374	GUARNIZIONE C3374
	98412164	2	122G	SEAL D3374	GUARNIZIONE D3374
3	4764731	1	193T	TUBE	TUBO RIGIDO
4	4728353	1	193T	TUBE	TUBO RIGIDO
5	4728346	1	193T	TUBE	TUBO RIGIDO
6	4728350	1	225S	BRACKET	STAFFA
7	4728348	1	225S	BRACKET	STAFFA
8	14457581	4	158G	O-RING 2,62x20,29	GUARNIZIONE O-R 2,62x20,29
9	4724228	1	193T	TUBE	TUBO RIGIDO
10	38830379	2	122G	SEAL C3374	GUARNIZIONE C3374
	98412165	2	122G	SEAL D3374	GUARNIZIONE D3374
11	4692711	1	20R	FITTING	RACCORDO
12	16043621	5	40V	SCREW 8x1,25x25	VITE 8x1,25x25
13	11193871	14	131R	WASHER 8,4x16	ROSETTA 8,4x16
14	14198710	1	113P	LOCKPLATE 8,3x15	PIASTRINA DI SICUREZZA 8,3x15
15	16043321	6	40V	SCREW 8x1,25x18	VITE 8x1,25x18
16	16044221	2	40V	SCREW 8x1,25x50	VITE 8x1,25x50
17	16043871	2	40V	SCREW 8x1,25x35	VITE 8x1,25x35

ENGINE LUBRICATION - LUBRIFICAZIONE MOTORE - GRAISSAGE DU MOTEUR - MOTORSCHMIERUNG -
ENGRASE DEL MOTOR

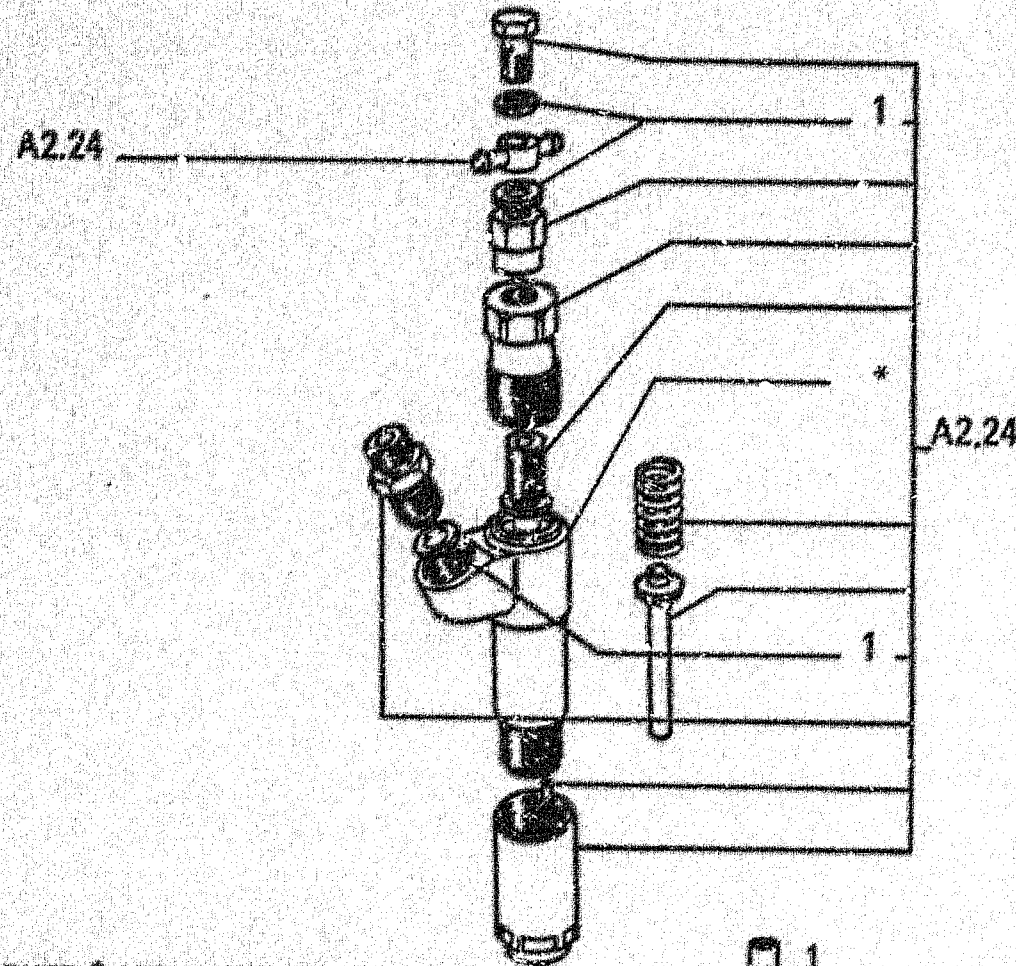
M4

A3.01

1

N.T.R. 203 - 30.01.1991

604.01.151.03



PARTS MARKED * ARE NOT SUPPLIED AS SPARES
 I PARTICOLARI CONTRASSEGNA TI CON * NON
 VENGONO FORNITI DI RICAMBIO

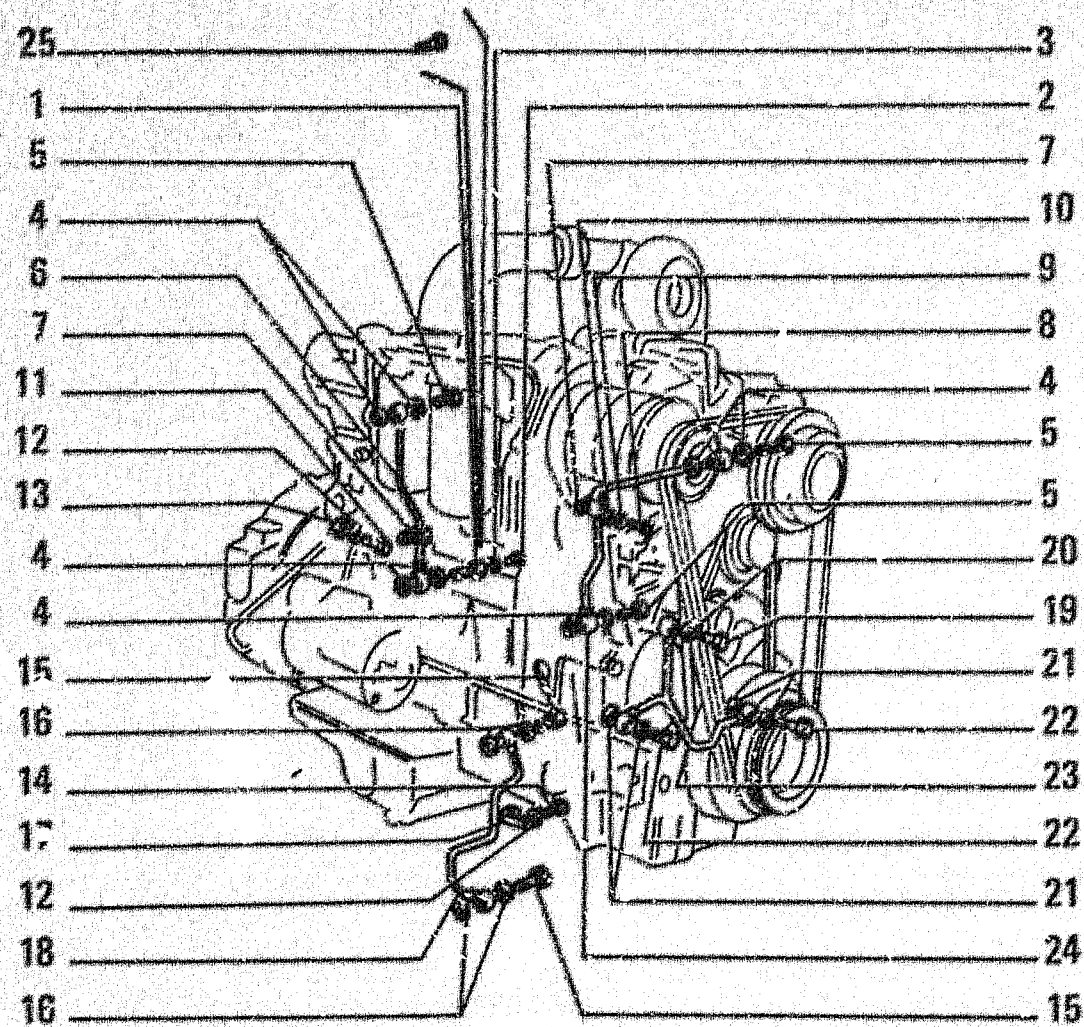
ITEM	PART NUMBER	QTY	TRANS CODE	DESCRIPTION	DESCRIZIONE
1	79070235	1	2K	KIT	KIT

NOZZLE HOLDER - PORTAPOLVERIZZATORE - INJECTEUR - DUSENHALTER - INYECTOR

771404 (BOSCH)

A2.35
 N.T.R. 203 - 30.01.1991
 604.01.151.03

M14



PIPING
TUBAZIONI

ITEM	PART NUMBER	QTY	TRANS CODE	DESCRIPTION	DESCRIZIONE
21	10279460	4	133R	SEAL 10,2x16	ROSETTA DI TENUTA 10,2x16
22	11903811	2	20R	FITTING 10x1,25x19	RACCORDO 10x1,25x19
23	4713568	1	193T	TUBE	TUBO RIGIDO
24	4700412	1	193T	TUBE C3411	TUBO RIGIDO C3411
	98427899	1	193T	TUBE C3411	TUBO RIGIDO B3411
25	4864080	1	20R	FITTING B3411	RACCORDO B3411
	11903811	1	20R	FITTING 10x1,25x19 B3412	RACCORDO 10x1,25x19 B3412
		1	20R	FITTING 10x1,25x19 C3411	RACCORDO 10x1,25x19 C3411

ENGINE LUBRICATION - LUBRIFICAZIONE MOTORE - GRAISSAGE DU MOTEUR - MOTORSCHMIERUNG --
ENGRASE DEL MOTOR

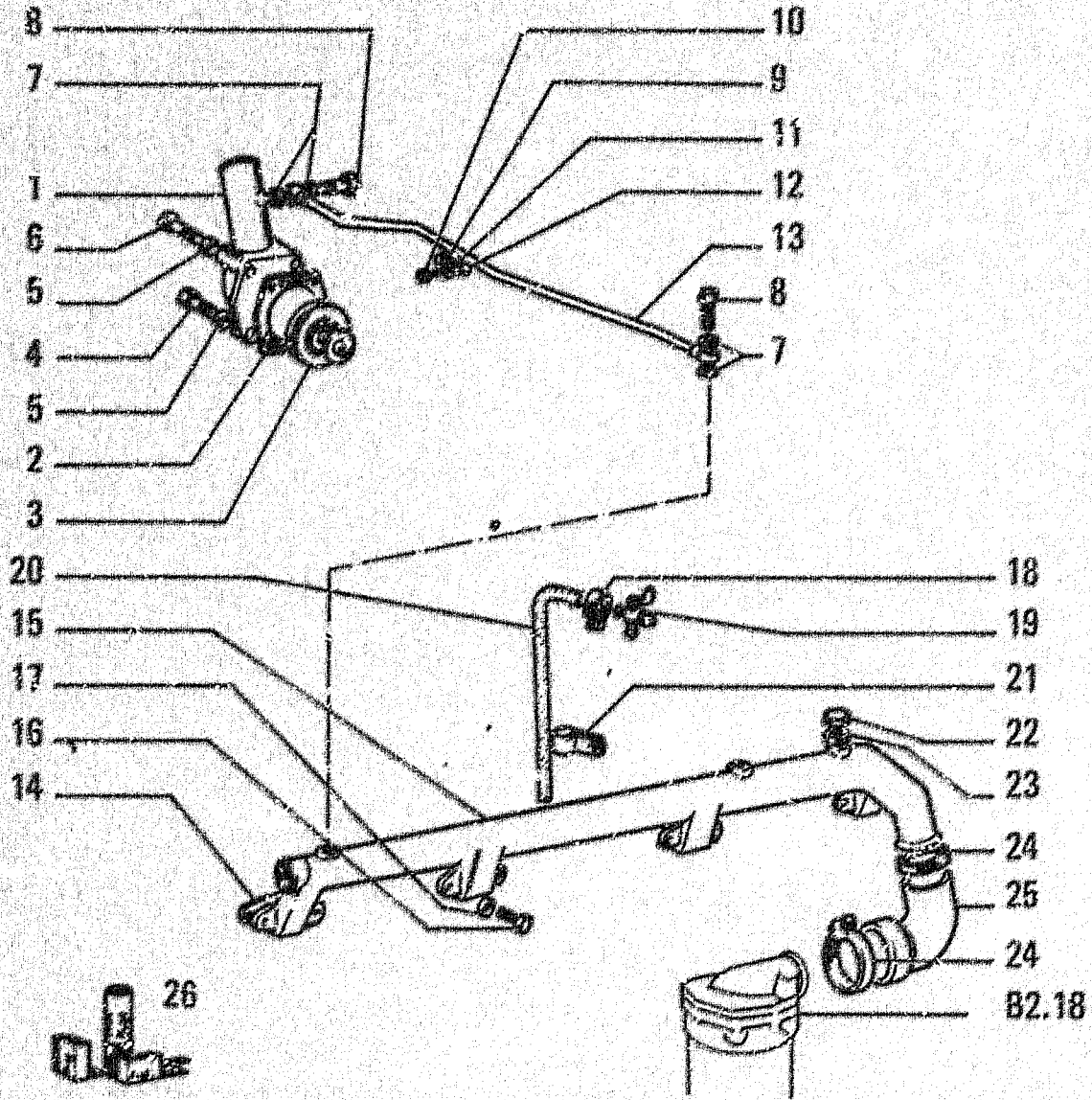
A3.01

4

N.T.R. 203 - 30.01.1981

604.01.151.03

N4



ITEM	PART NUMBER	QTY	TRANS CODE	DESCRIPTION	DESCRIZIONE
21	4737909	1	231S	CLIP	STAFFETTA
22	73131880	1	20R	FITTING	RACCORDO
23	70049918	1	133R	SEAL	ROSETTA DI TEPPIA
24	12174790	2	180C	COLLAR 47/67x14 C3499	COLLARE 47/67x14 C3499
	17734992	2	180C	COLLAR D3498	COLLARE D3498
25	4722291	1	30M	SLEEVE	MANICOTTO
26	79086656	1	1K	KIT SEE PAGE 0	KIT VED. PAG. 0

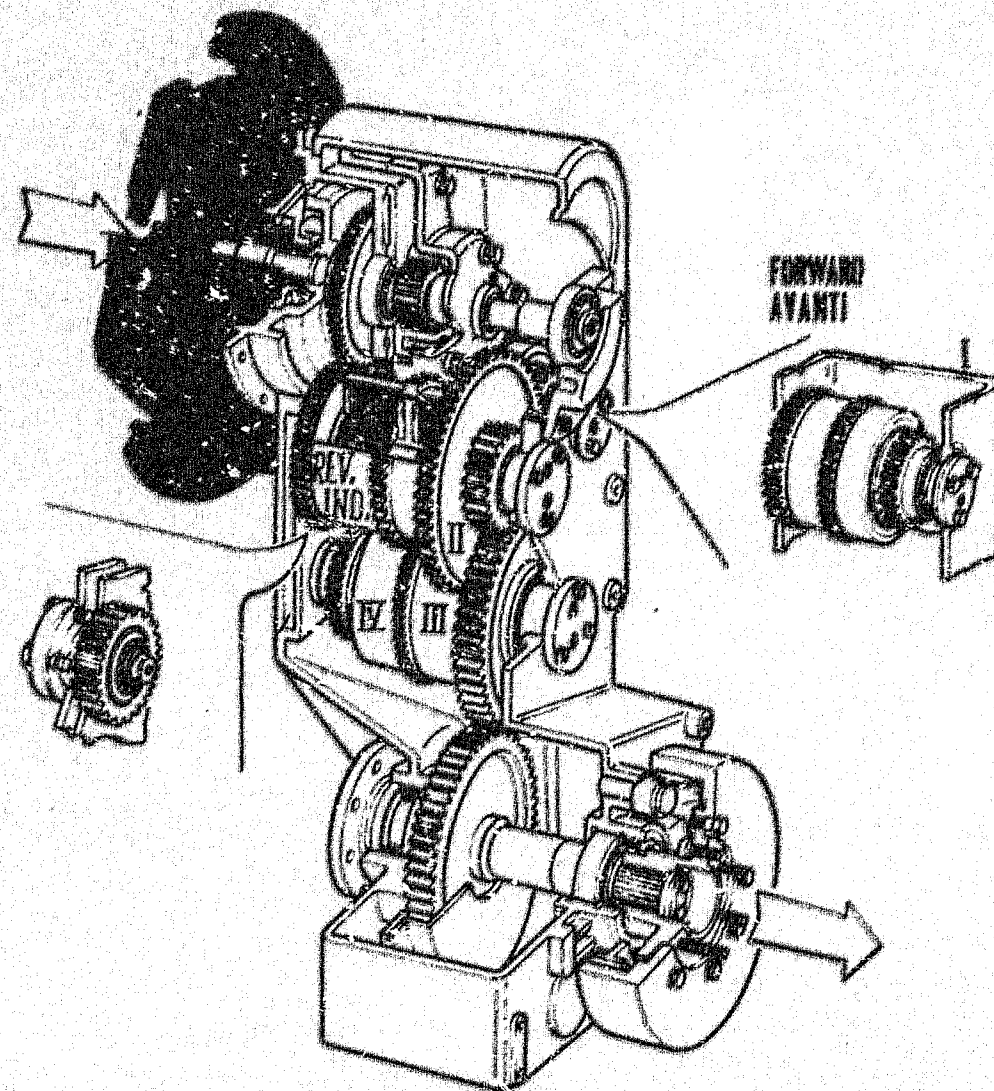
WATER PUMP AND LINES – POMPA ACQUA E TUBAZIONI – POMPE ET CANALISATIONS D'EAU –
 WASSERPUMPE UND LEITUNGEN – BOMBA DE AGUA Y TUBERIAS

A4.02

3

N.T.R. 203 - 30.01.1991

604.01.151.03



TORQUE CONVERTER
 CONVERTITORE DI COPPIA

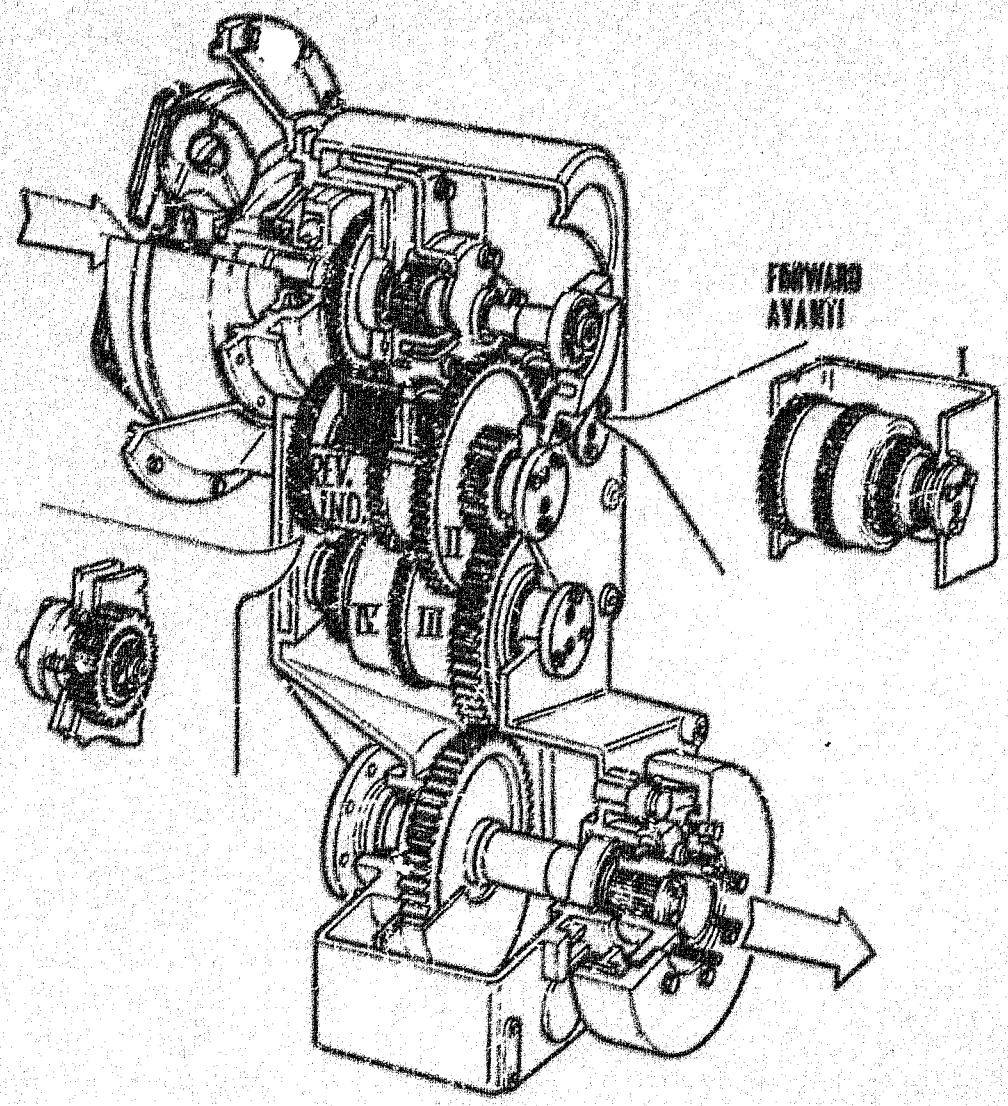
TRANSMISSION
 VELOCIDADES

CAMBIO DI VELOCITA' - BOITE DE VITESSES - WECHSELGETRIEBE - CAMBIO DE

79064198

0-4

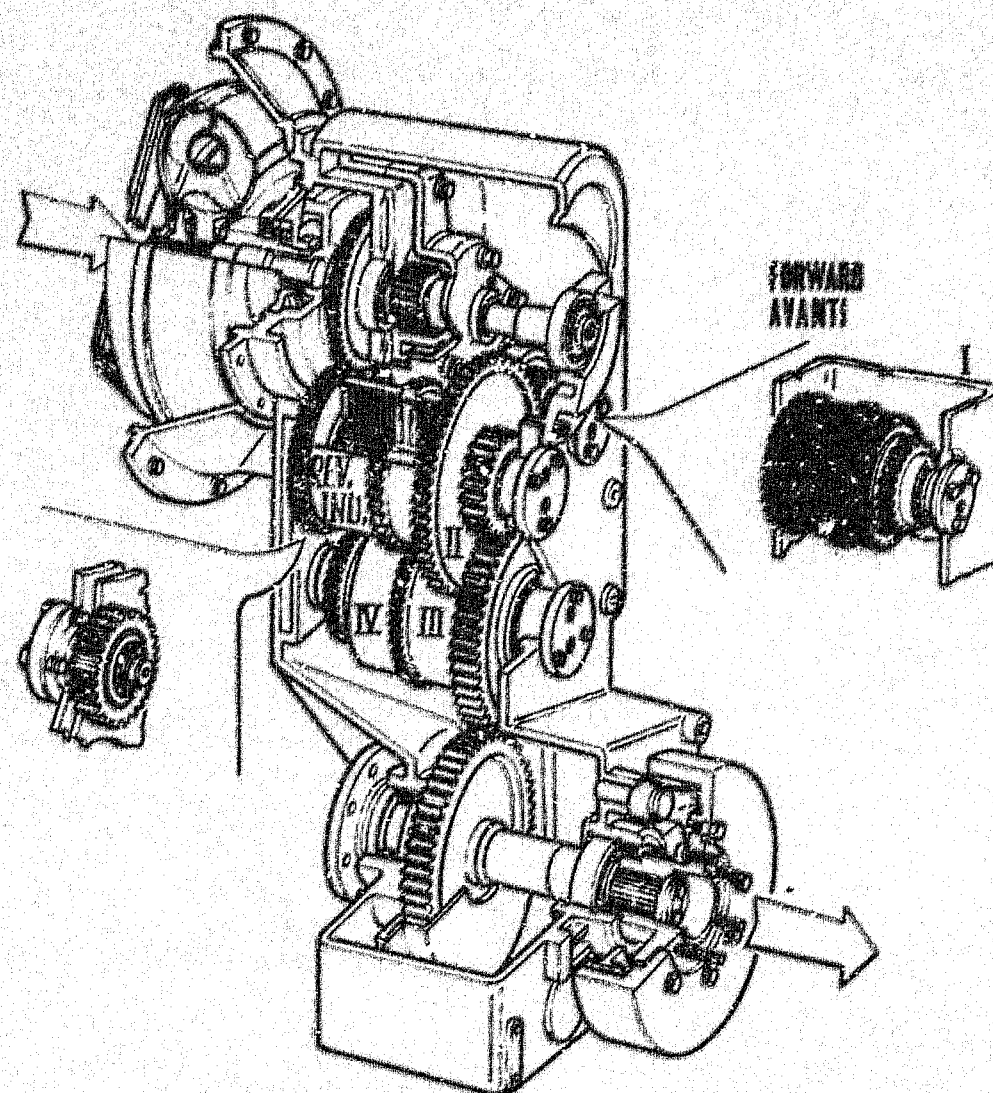
1	B2.01	6
N.T.R. 173 - 30.11.1983		
604.01.151.01		



TRANSMISSION - CAMBIO DI VELOCITA' - BOITE DE VITESSES - WECHSELGETRIEBE - CAMBIO DE VELOCIDADES

82.00	1
N.T.R. 173 - 30.11.1988	
604.01.151.01	

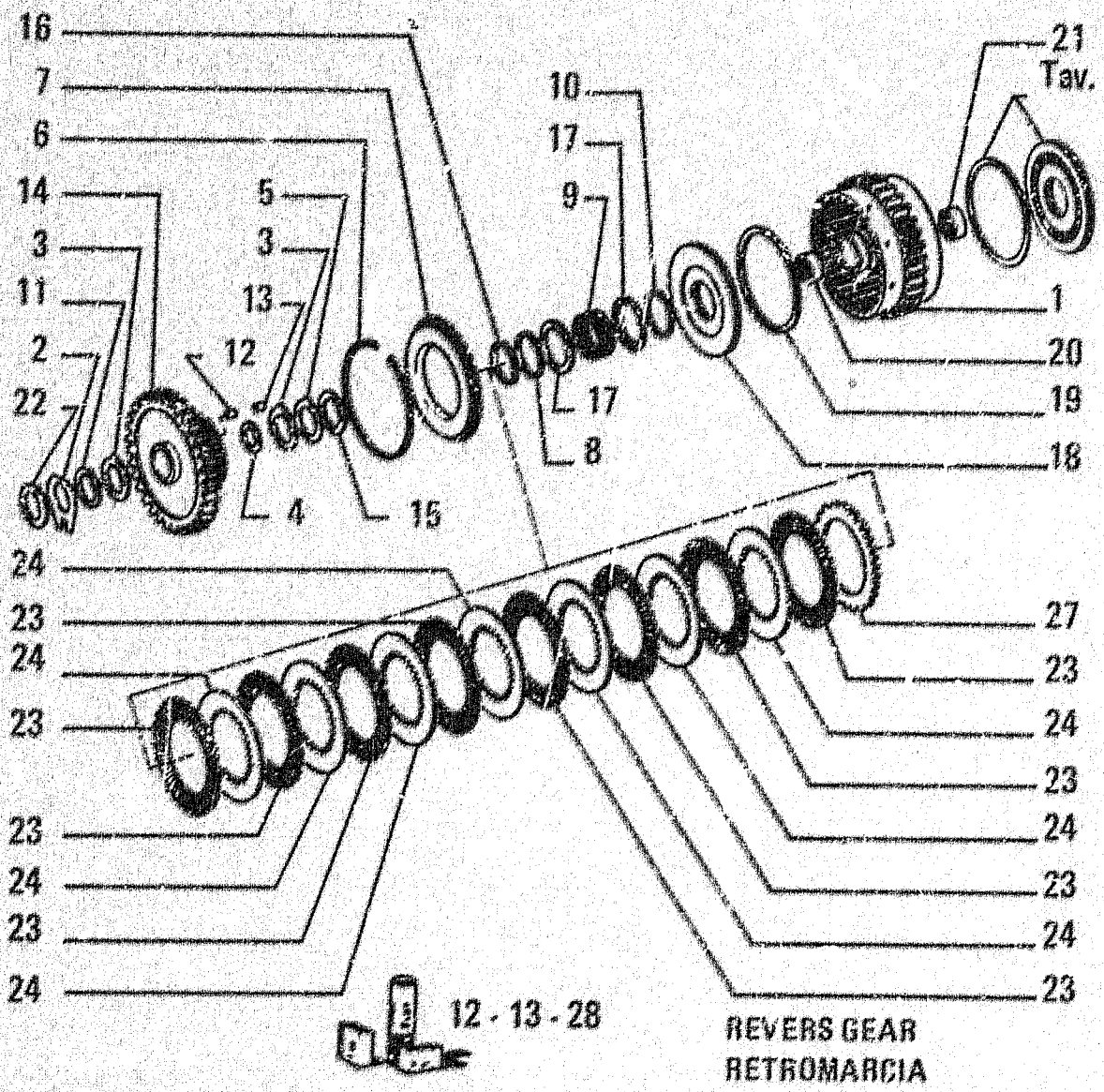
0-14



FORWARD GEAR
MARCIA AVANTI

79064198
TRANSMISSION - CAMBIO DI VELOCITA' - BOITE DE VITESSES - WECHSELGETRIEBE - CAMBIO DE VELOCIDADES

1	B2.01	10
N.T.R. 173 - 30.11.1988		
804.01.151.01		

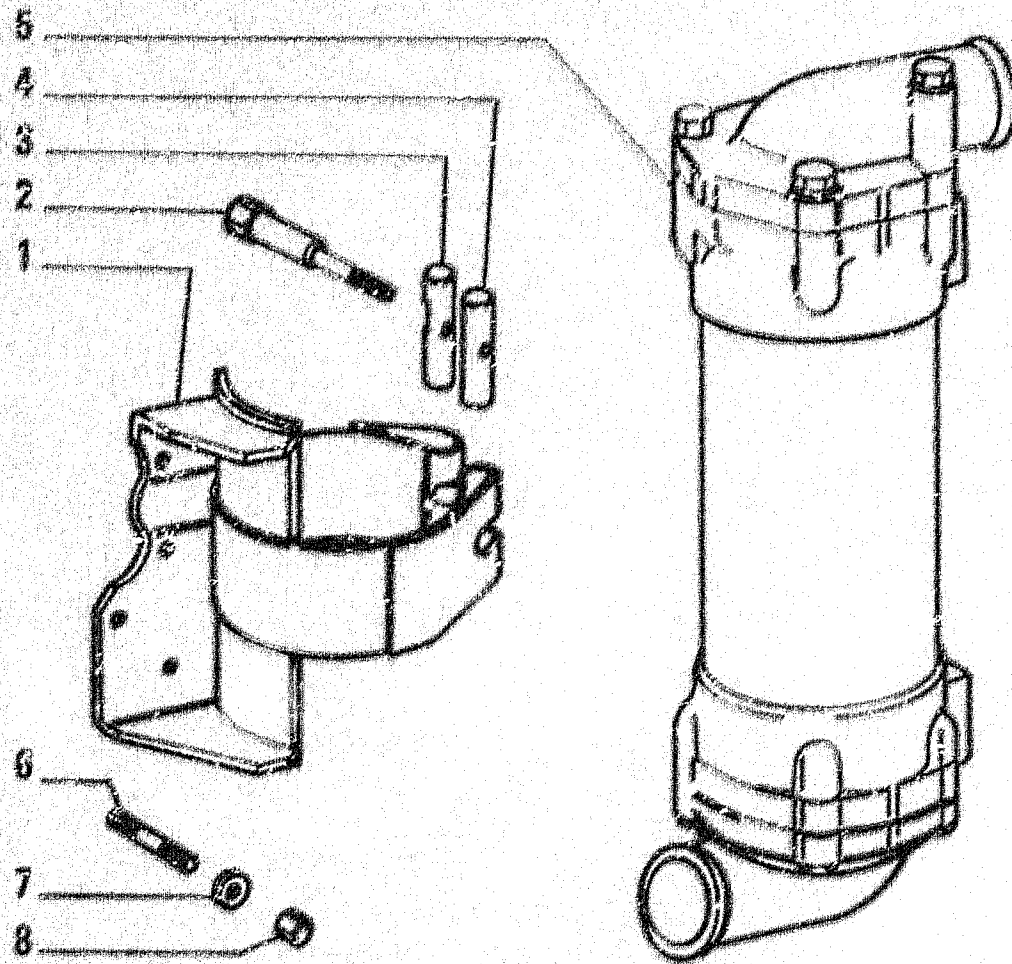


ITEM	PART NUMBER	QTY	TRANS CODE	DESCRIPTION	DESCRIZIONE
1	79068887	1	300S	SUPPORT C3381	SUPPORTO C3381
	79106779	1	300S	SUPPORT D3381	SUPPORTO D3381
2	73142952	1	131R	WASHER C3384	ROSETTA C3384
	79111789	1	131P	WASHER D3384	ROSETTA D3384
3	73142955	2	131R	WASHER	ROSETTA
4	73142959	1	60D	DISC	DISCO
5	73142956	1	131R	WASHER	ROSETTA
6	73142969	1	187A	SNAP RING	ANELLO ELASTICO
7	79083356	1	105P	PLATE	PIASTRA
8	73142950	1	145G	GUIDE	GUIDA
9	73142984	1	100M	SPRING	MOLLA
10	73142983	1	45A	RING	ANELLO
11	73142951	1	131R	WASHER	ROSETTA
12	79064011	14	155R	NEEDLE ROLLER C2688	ROLLINO C2688
	79101810	1	2K	KIT D2689	KIT D2689
13	79064010	14	155R	NEEDLE ROLLER C2688	ROLLINO C2688
	79101808	1	2K	KIT D2688	KIT D2688
14	73142953	1	50I	GEAR	INGRANAGGIO
15	73142957	1	105P	PLATE	PIASTRA
16	73142966	1	45A	RING	ANELLO
17	73142965	2	145G	GUIDE	GUIDA
18	73142961	1	235S	PISTON C2828	STANTUFFO C2828
	79083609	1	235S	PISTON D2828	STANTUFFO D2828
		1	235S	PISTON C3384	STANTUFFO C3384
	79109111	1	235S	PISTON D3384	STANTUFFO D3384
19	73142962	1	45A	RING	ANELLO
20	73142967	1	341C	BEARING	CUSCINETTO

79064198

TRANSMISSION - CAMBIO DI VELOCITA' - BOITE DE VITESSES - WECHSELGETRIEBE - CAMBIO DE VELOCIDADES

B2.01	17
N.T.R. 203 - 30.01.1991	
604.01.151.03	



ITEM	PART NUMBER	QTY	TRANS CODE	DESCRIPTION	DESCRIZIONE
1	4773268	1	3005	SUPPORT	SUPPORTO
2	4722722	1	46V	SCREW	VITE
3	4950479	1	748	BLOCK	BLOCCHETTO
4	4950480	1	748	BLOCK	BLOCCHETTO
5	4795606	1	253	HEAT EXCHANGER - ASSEMBLY SEE C.D. 1274	SCAMBIATORE DI CALORE - COMPLETO VEDERE C.D. B2.21
6	13453521	4	210P	STRUT 10x1,25x50	PRIGIENERO 10x1,25x50
7	11198379	4	131R	ROSETTE 10,5x20	ROSETTA 10,5x20
8	12164711	4	100	NUT 10x1,25x8	DADO 10x1,25x8

CONVERTER HEAT EXCHANGER - SCAMBIATORE DI CALORE CONVERTITORE - ECHANGEUR DE TEMPERATURE DU CONVERTISSEUR - WAERMETAUSCHER FUER DREHMOMENTWANDLER - CAMBIA TOR DE CALOR DEL CONVERTIDOR

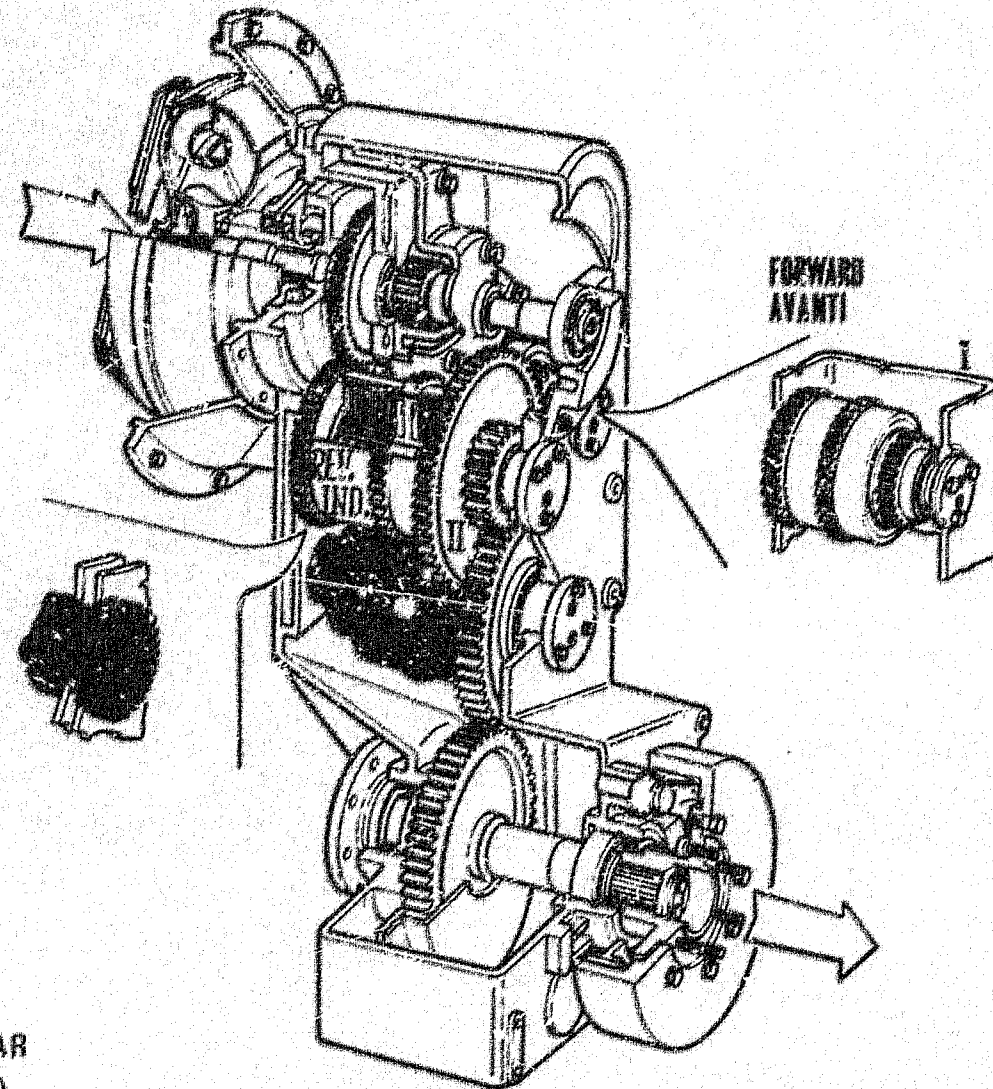
2

B2.18

N.T.R. 188 - 30.11.1989

G04.01.151.02



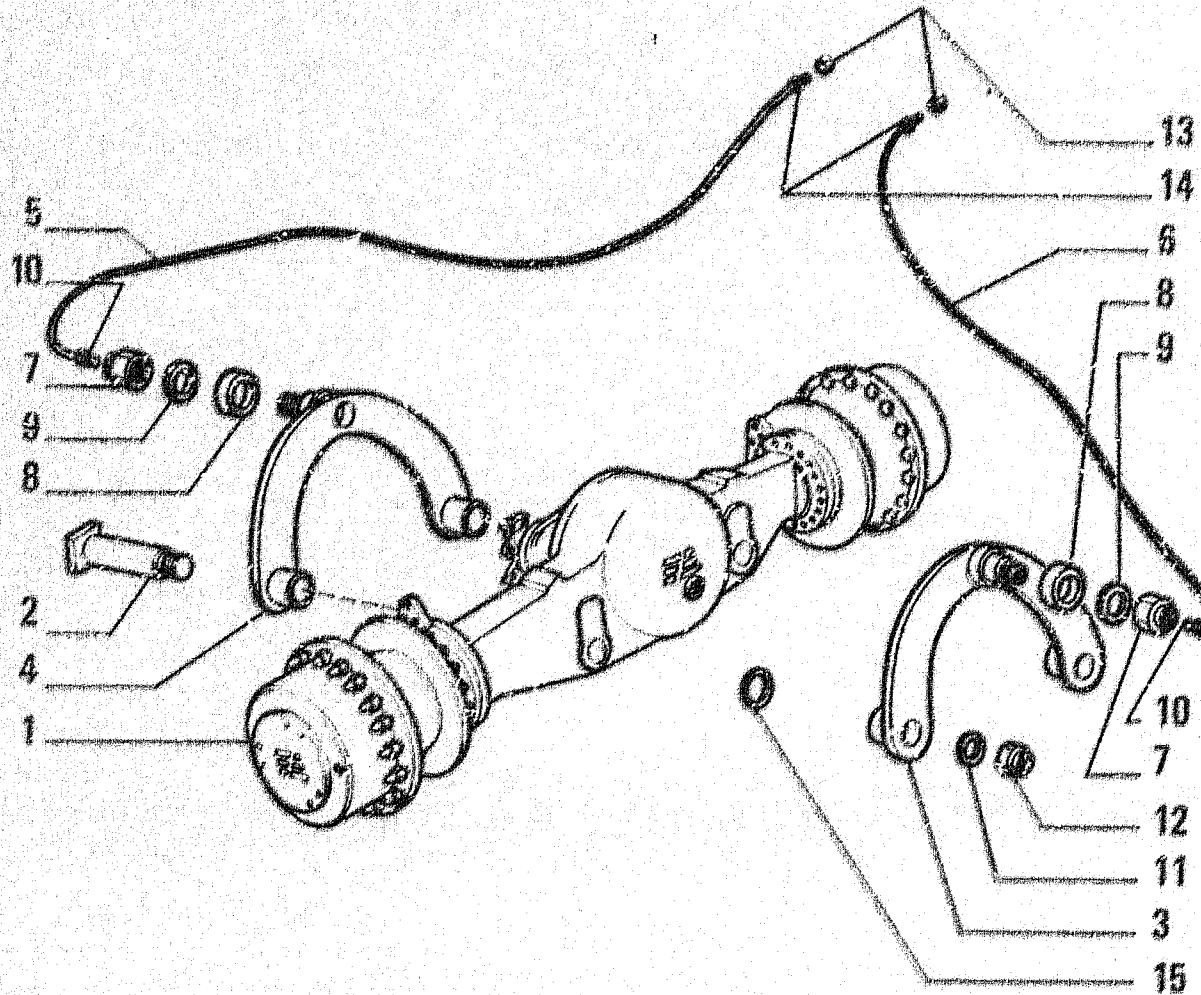


IDLE AND FORTH GEAR
RINVIO E 4ª MARCIA

79064198
 TRANSMISSION - CAMBIO DI VELOCITA' - BOITE DE VITESSES - WECHSELGETRIEBE - CAMBIO DE VELOCIDADES

Q16

1	B2.01	20
N.T.R. 188 - 30.11.1989		
604.01.151.02		



ITEM	PART NUMBER	QTY	TRANS CODE	DESCRIPTION	DESCRIZIONE
1	79050084	1	85A	AXLE - REAR ASSEMBLY SEE SGR. B414/1	ASSALE - POSTERIORE COMPLETO VEDERE SGR. B414/1
2	73042335	2	80P	PIN C2823	PERNO C2823
	76015433	2	80P	PIN D2823	PERNO D2823
3	73141826	1	300S	SUPPORT	SUPPORTO
4	76010606	1	300S	SUPPORT	SUPPORTO
5	73066607	1	192T	HOSE ASSY	TUBO FLESS.C/RACCORDI
6	73066603	1	192T	HOSE ASSY	TUBO FLESS.C/RACCORDI
7	70732304	2	100	NUT	DADO
8	73043902	6	198S	SHIM	SPESSORE
9	73042688	2	131R	WASHER	ROSETTA
10	70917013	2	20R	FITTING	RACCORDO
11	70928136	2	131R	WASHER	ROSETTA
12	70925284	2	100	NUT	DADO
13	70933010	2	100	NUT	DADO
14	70912808	2	60R	GREASE FITTING	INGRASSATORE
15	73006672	2	198S	SHIM	SPESSORE

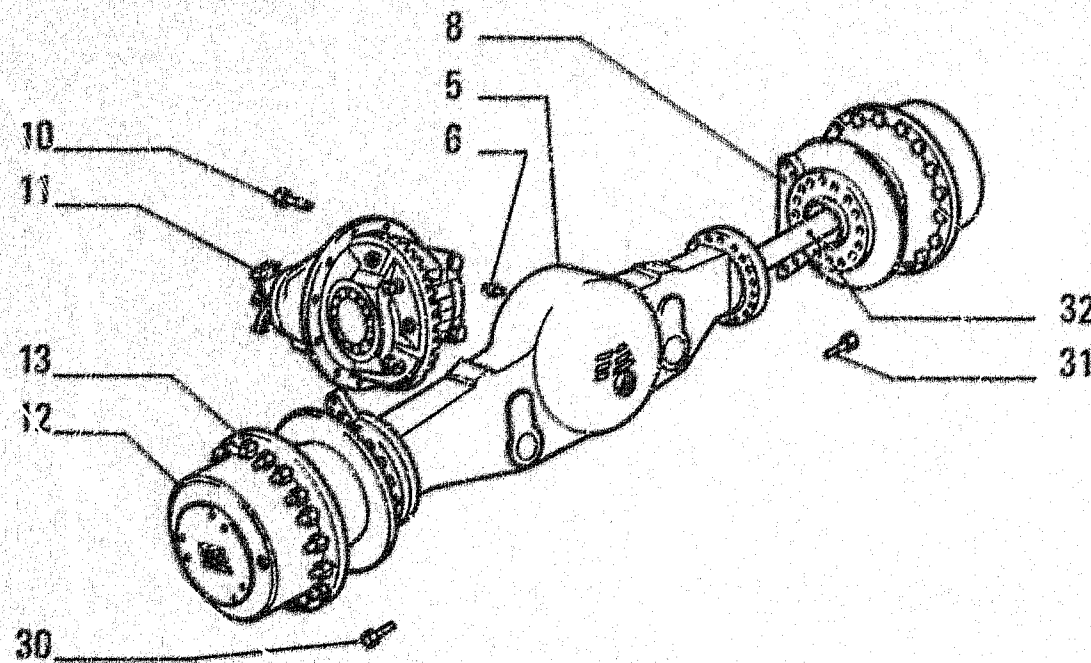
REAR AXLE AND AXLE SHAFTS - PONTE POSTERIORE E SEMIALBERI DIFFERENZIALE - PONT AR ET
 ARBRES DE DIFFERENTIEL - HINTERACHSE UND ACHSWELLEN - PUENTE POSTERIOR Y SEMIEJES

B4.03

N.T.R. 173 - 30.11.1988

804.01.151.01

R9



OPTIONAL
VARIANTE 00444 - 76014380

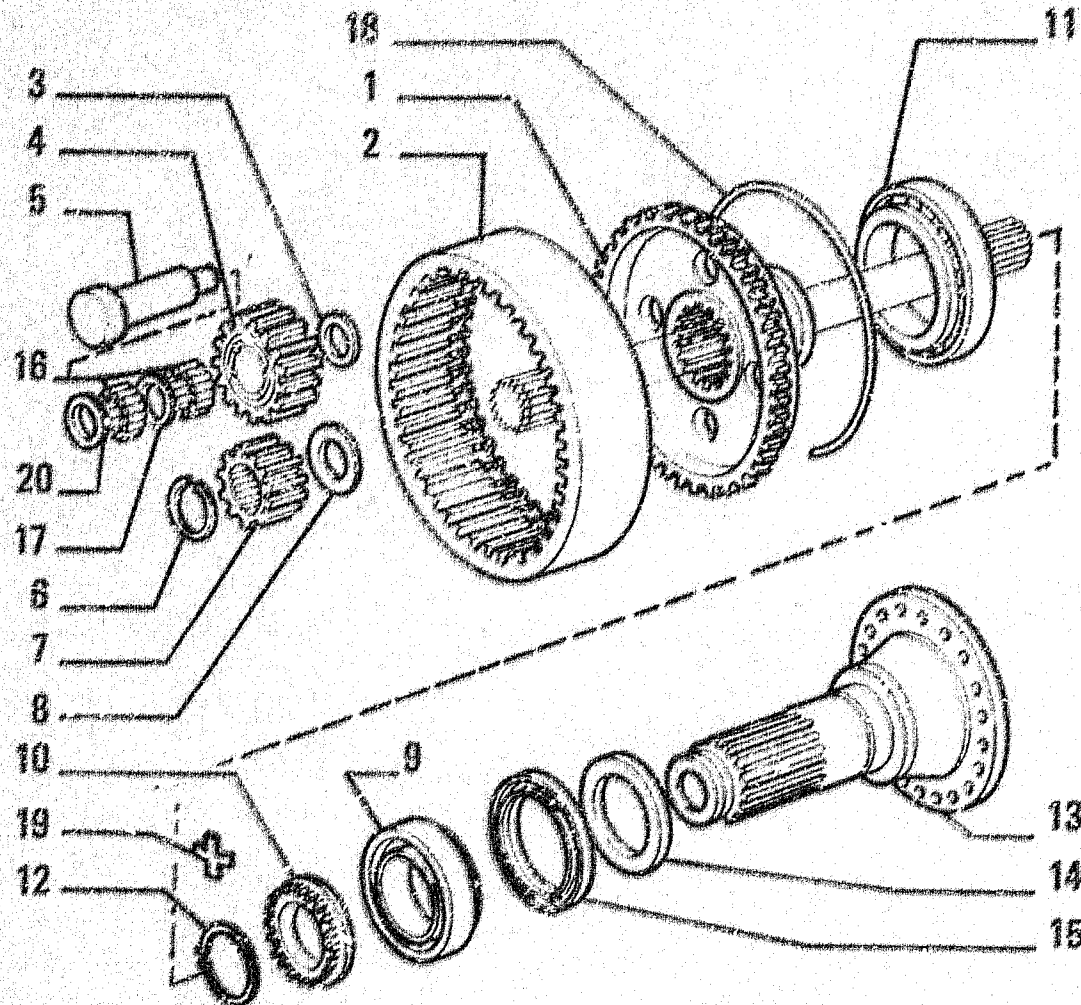
REAR - SUPER MAX - TRAC
POSTERIORE - SUPER MAX - TRAC

I T E M	PART NUMBER	Q T Y	TRANS CODE	DESCRIPTION	DESCRIZIONE
5	79047537	1	300G	BODY	CORPO
6	13412190	1	145S	BREATHER 10x1x26	SFIATATOIO 10x1x26
8	79050501	2	300S	SUPPORT	SUPPORTO
10	14278731	16	40V	SCREW	VITE
11	79082684	1	400	DIFFERENTIAL - ASSEMBLY SEE TAV.9-10	DIFFERENZIALE - COMPLETO VEDERE TAV.9-10
12	79047539	2	58R	REDUCTION GEAR - ASSEMBLY SEE TAV.11-12	RIDUTTORE - COMPLETO VEDERE TAV.11-12
13	79047202	46	100	NUT - IN ALTERNATIVE	DADO - IN ALTERNATIVA
	79059066	46	100	NUT - IN ALTERNATIVE	DADO - IN ALTERNATIVA
30	79048744	18	40V	SCREW	VITE
31	79048743	18	40V	SCREW	VITE
32	79047535	2	92S	HALF SHAFT	SEMIALBERO

AXLE - PONTE - PONT - TRIEBACHSE - PUENTE

B4.14/2

8



REDUCTION GEAR
RIDUTTORE

ITEM	PART NUMBER	QTY	TRANS CODE	DESCRIPTION	DESCRIZIONE
1	79046439	1	300S	SUPPORT	SUPPORTO
2	79048438	1	50I	GEAR	INGRANAGGIO
3	79056032	3	131R	WASHER	ROSETTA
4	79048436	3	50I	GEAR	INGRANAGGIO
5	79064989	3	80P	PIN - ASSEMBLY	PERNO - COMPLETO
6	11059576	1	187A	SNAP RING 50,8x2	ANELLO ELASTICO 50,8x2
7	79048437	1	50I	GEAR	INGRANAGGIO
8	79048442	1	131R	WASHER	ROSETTA
9	79042289	1	341C	BEARING	CUSCINETTO
10	79064234	1	10D	NUT	DADO
11	79048443	1	341C	BEARING	CUSCINETTO
12	79071764	1	187A	SNAP RING	ANELLO ELASTICO
13	79064359	1	16A	SHAFT	ALBERO
14	79059335	1	75D	SPACER	DISTANZIALE
15	79040176	1	122G	SEAL C3398	GUARNIZIONE C3398
	79070588	1	122G	SEAL D3398	GUARNIZIONE D3398
16	79063889	3	341C	BEARING	CUSCINETTO
17	79048446	3	75D	SPACER	DISTANZIALE
18	79047238	1	187A	SNAP RING	ANELLO ELASTICO
19	79018816	2	105P	PLATE	PIASTRA
20	79064990	3	131R	WASHER	ROSETTA

79050084

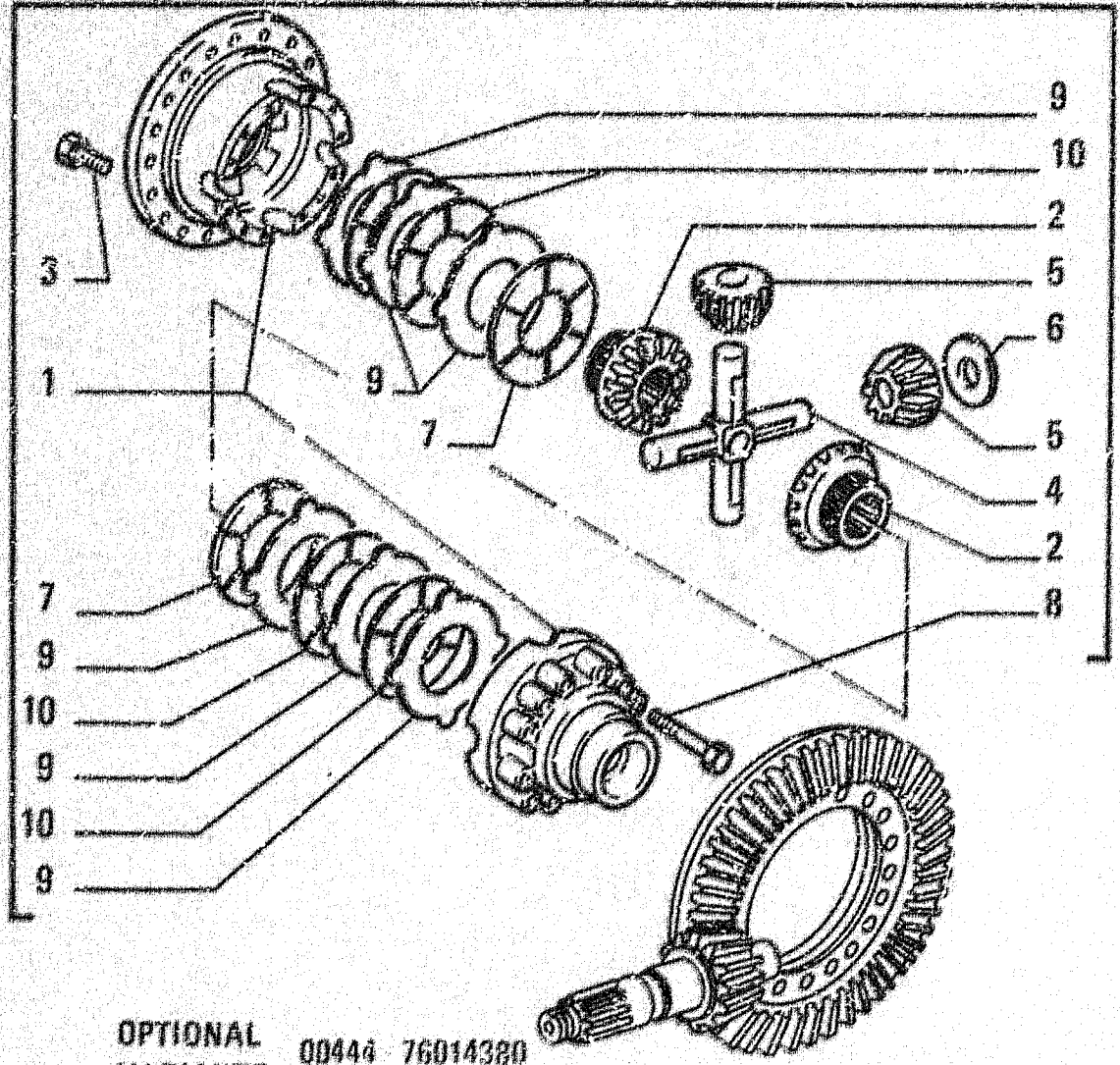
REAR AXLE - PONTE POSTERIORE - PONT ARRIERE - MINTERE TRIEBACHSE - PUENTE POSTERIOR

B4.14/1

5

N.T.R. 203 - 30.01.1991

604.01.151.03



ITEM	PART NUMBER.	QTY	TRANS CODE	DESCRIPTION	DESCRIZIONE
1	79077029	1	35S	CASE	SCATOLA
2	79077032	2	50R	GEAR	INGRANAGGIO
3	14271631	20	40V	SCREW 18x1,5x45	VITE 18x1,5x45
4	79048410	1	320C	SPIDER	CROCIERA
5	79048409	4	20S	PLANETARY GEAR	SATELLITE
6	79048412	4	131R	WASHER	ROSETTA
7	79077033	2	65D	CLUTCH DISC - OUTER	DISCO FRIZIONE - ESTERNO
8	14279431	12	40V	SCREW	VITE
9	79077034	6	60D	DISC - THICKNESS 3,0	DISCO - SPESSORE 3,0
	79091026		60D	DISC - THICKNESS 3,1	DISCO - SPESSORE 3,1
	79091027		60D	DISC - THICKNESS 3,2	DISCO - SPESSORE 3,2
	79091028		60D	DISC - THICKNESS 3,3	DISCO - SPESSORE 3,3
10	79077035	4	65D	CLUTCH DISC - INNER	DISCO FRIZIONE - INTERNO
11	79077028	1	40D	DIFFERENTIAL - ASSEMBLY	DIFFERENZIALE - COMPLETO

OPTIONAL
VARIANTE

00444 76014320

REAR - SUPER MAX - TRAC - DIFFERENTIAL
POSTERIORE - SUPER MAX - TRAC - DIFFERENZIALE

AXLE - PONTE - PONT - TRIEBACHSE - PUENTE

B4.14/2	10
N.T.R. 203 - 30.01.1981	
604.01.151.03	

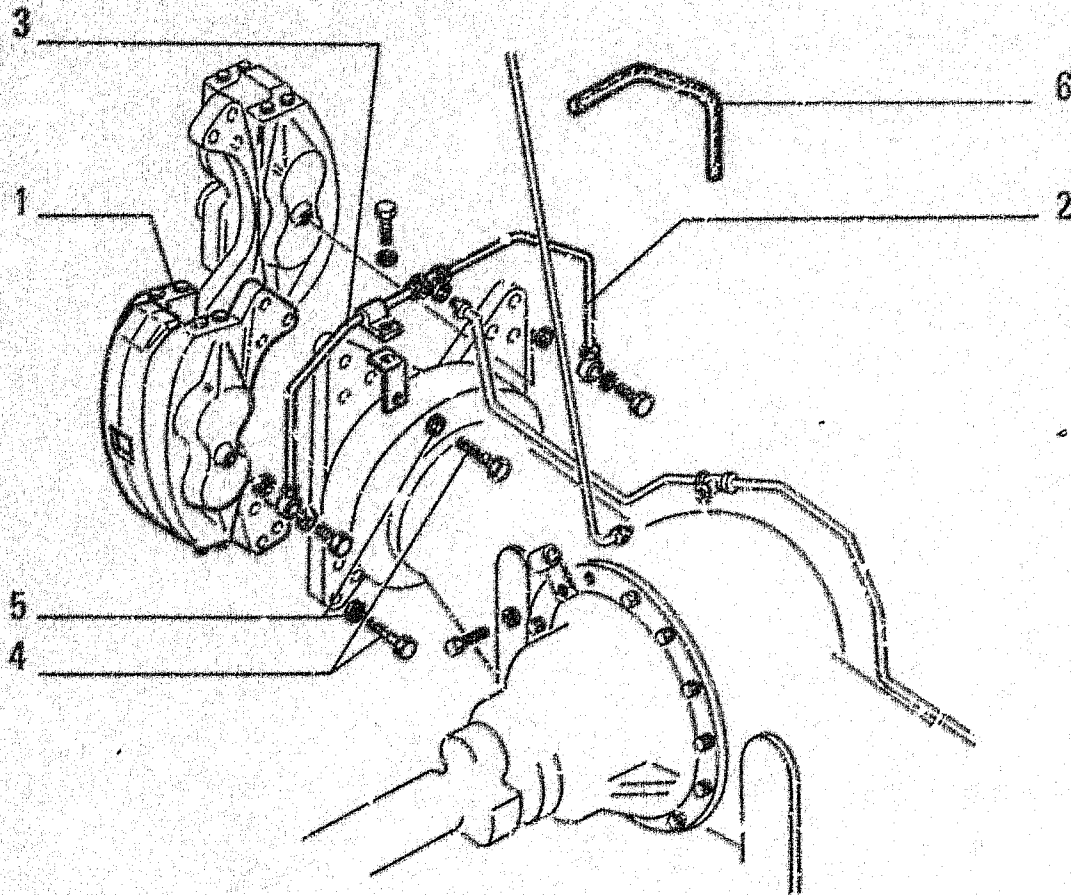
CLICK HERE TO **DOWNLOAD** THE COMPLETE MANUAL

- Thank you very much for reading the preview of the manual.
- You can download the complete manual from: www.heydownloads.com by clicking the link below



- Please note: If there is no response to CLICKING the link, please download this PDF first and then click on it.

CLICK HERE TO **DOWNLOAD** THE COMPLETE MANUAL



FRONT BRAKE CALIPERS WITH CENTRAL OIL FEEDING PORT.
PINZE FRENI ANTERIORI CON ATTACCO PRESA OLIO CENTRALE

ITEM	PART NUMBER	QTY	TRANS CODE	DESCRIPTION	DESCRIZIONE
1	79092178	4	126P	CALIPER - ASSEMBLY IN ALTERNATIVE SEE SGR. C1.19/1 C2698	PINZA FRENO - COMPLETO IN ALTERNATIVA VEDERE SGR. C1.19/1 C2698
	79102330	4	126P	CALIPER - ASSEMBLY IN ALTERNATIVE SEE SGR. C1.19/1 D2698	PINZA FRENO - COMPLETO IN ALTERNATIVA VEDERE SGR. C1.19/1 D2698
2	76016639	2	193T	TUBE (*)	TUBO RIGIDO (*)
3	76016640	2	193T	TUBE (*)	TUBO RIGIDO (*)
4	15988431	24	40V	SCREW (*) 20x1,5x65	VITE (*) 20x1,5x65
5	14497131	24	131R	WASHER (*) 21x37	ROSETTA (*) 21x37
6	19053382	L	285T	HOSE M.O.320 10x15 D2758	TUBO FLESSIBILE M.O.320 10x15 D2758
(*)				78P FOR ... 79092178-79102330	PER 79092176-79102330

BRAKE, AIR-HYDRAULIC SYSTEM - IMPIANTO IDROPNEUMATICO FRENI - INSTALLATION HYDROPNEUMATIQUE DES FREINS - HYDROPNEUMATISCHE BREMSBETAETIGUNG - SISTEMA HIDROPNEUMATICO DE FRENO

C1.02

7

N.T.R. 188 - 30.11.1983

604.01.151.02

T15

FIATALLIS FR158

NTR. 203

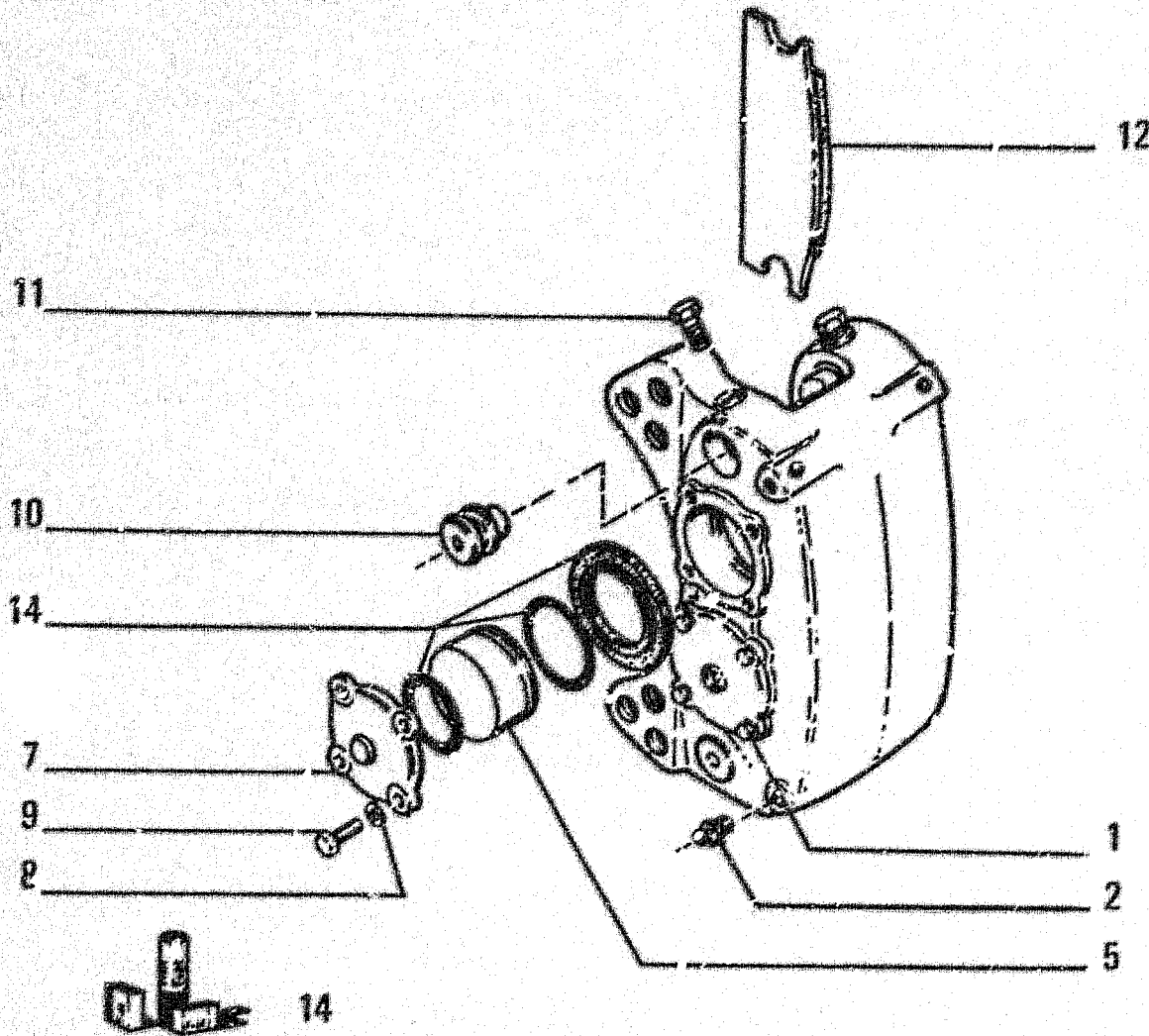
30.01.91 - 80401151.03

PART NUMBER	ITEM	KIT COMP. PART. N.	QTY	SGR.	TAV.	PAG.	GRD POS.	TRANS CODE	DESCRIPTION	DENOMINAZIONE
79078924	26	79078924	1	F3.03/ 1A	1	2	2-P17	1K	KIT	KIT
79078924	26	79078924	1	M1.02/ 1	5	2	3-N13	1K	KIT	KIT
79078926	18	79078926	1	F3.03	1	1	2-P12	2K	KIT	KIT
79082174	1	79082174	1	E3.33	1	1	2-04	2K	KIT	KIT
79083792	13	8281824	1	E3.32/ 1	1	1	2-06	10D	NUT	DADO
	10	14473280	1	E3.32/ 1	1	1	2-06	158G	O-RING	GUARNIZIONE O-R
	12	79023160	1	E3.32/ 1	1	1	2-06	122G	SEAL	GUARNIZIONE
	9	79023161	1	E3.32/ 1	1	1	2-06	45A	RING	ANELLO
	18	75071464	1	E3.32/ 1	1	1	2-06	1K	KIT	KIT
79083795	12	8292259	1	E3.32	1	1	2-07	10D	NUT	DADO
	11	8292367	1	E3.32	1	1	2-07	122G	SEAL	GUARNIZIONE
	8	8298265	1	E3.32	1	1	2-07	45A	RING	ANELLO
	9	14467080	1	E3.32	1	1	2-07	158G	O-RING	GUARNIZIONE O-R
	18	79071307	1	E3.32	1	1	2-07	2K	KIT	KIT
79084832	5	79084832	1	L6.04/ 1	1	1	3-M14	2K	KIT	KIT
79086856	2	4632123	1	A2.52	1	1	1-M9	122G	SEAL	GUARNIZIONE

9/ 9

F13

MODIFICATION - MODIFICA		Summary of involved subgroups and directions for replacement. Sottogruppi interessati e norme di ricambio.
C 3381 R	D 3381 R	B2.01
C 3382 R	D 3382 R	B2.01
C 3383 R	D 3383 R	B2.01 79101811 = 79109056 + 79101809
C 3384 R	D 3384 R	B2.01
C 3385 R	D 3385 R	E3.31
C 3386 R	D 3386 R	L1.25
C 3387 → Tel. n. 596028	D 3387 Tel. n. 596029 →	E3.28
C 3388 → Cab. n. 9K00416	D 3388 Cab. n. 9K00417 →	L1.04/1
C 3389 XII - 1989	D 3389 XII - 1989	M1.02
C 3390 → Tel. n. 596027	D 3390 Tel. n. 596028 →	E3.02
C 3391 → Tel. n. 596015	D 3391 Tel. n. 596016 →	L3.12



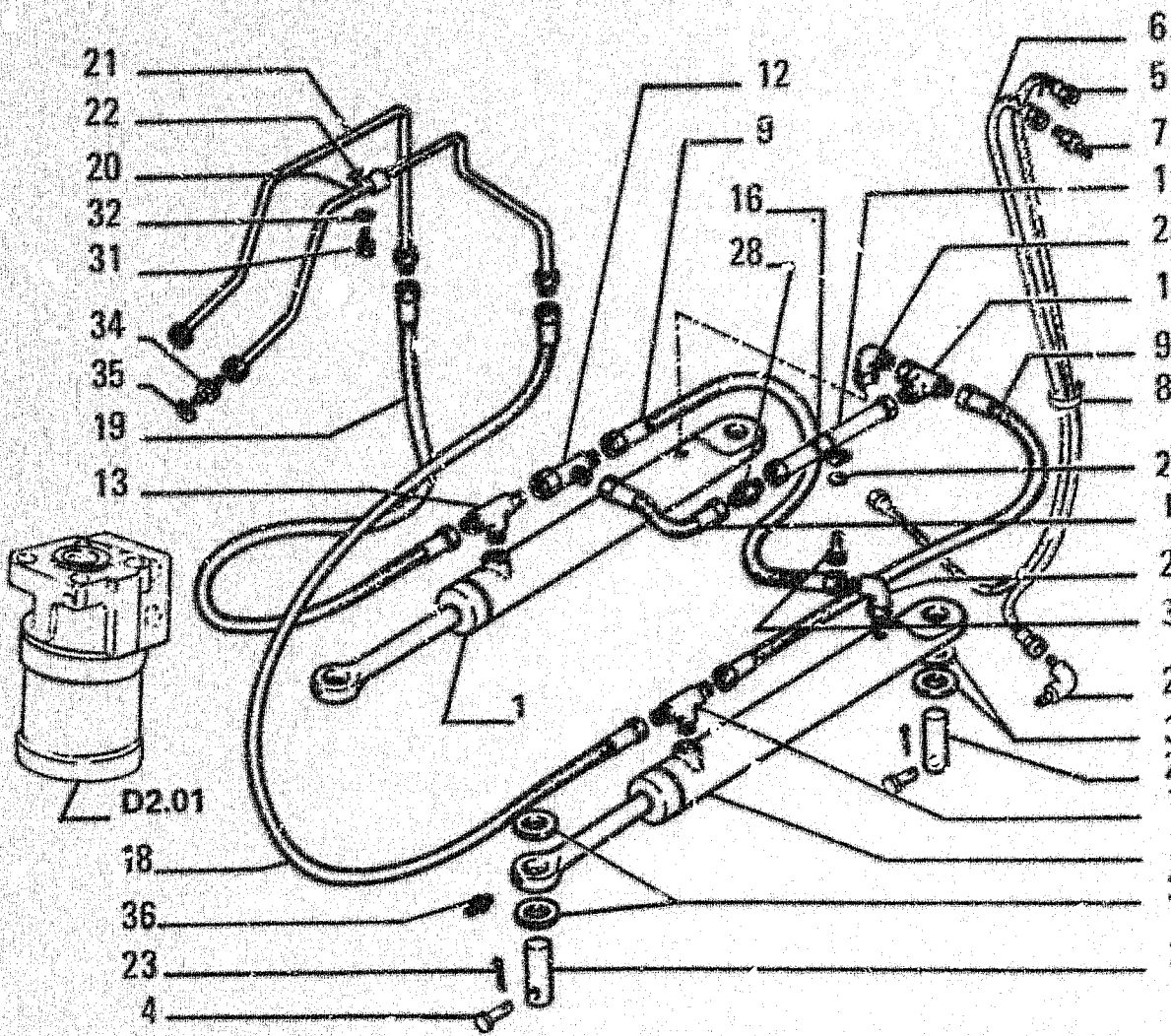
ITEM	PART NUMBER	QTY	TRANS CODE	DESCRIPTION	DESCRIZIONE
1	73108448	2	42P	BRAKE LINING - IN ALTERNATIVE	PASTIGLIA FRENO - IN ALTERNATIVA
	79077/813	1	2K	KIT C2898	KIT C2898
	79102329	2	42P	BRAKE LINING - IN ALTERNATIVE	PASTIGLIA FRENO - IN ALTERNATIVA D2898
2	79092179	2	2K	KIT	KIT
3	79092180	1	2K	KIT	KIT
4	79092181	1	2K	KIT	KIT
5	79092182	1	2K	KIT	KIT
6	79055374	1	2K	KIT	KIT
7	79102527	1	2K	KIT D2898	KIT D2898

73077909 SN - 73077910 DS

BRAKE CALIPER - PINZA - ETRIER - SATTEL - PINZA DE FRENO

1 | C1.19
 N.T.R. 188 - 30.11.1989
 604.01.151.02

H5

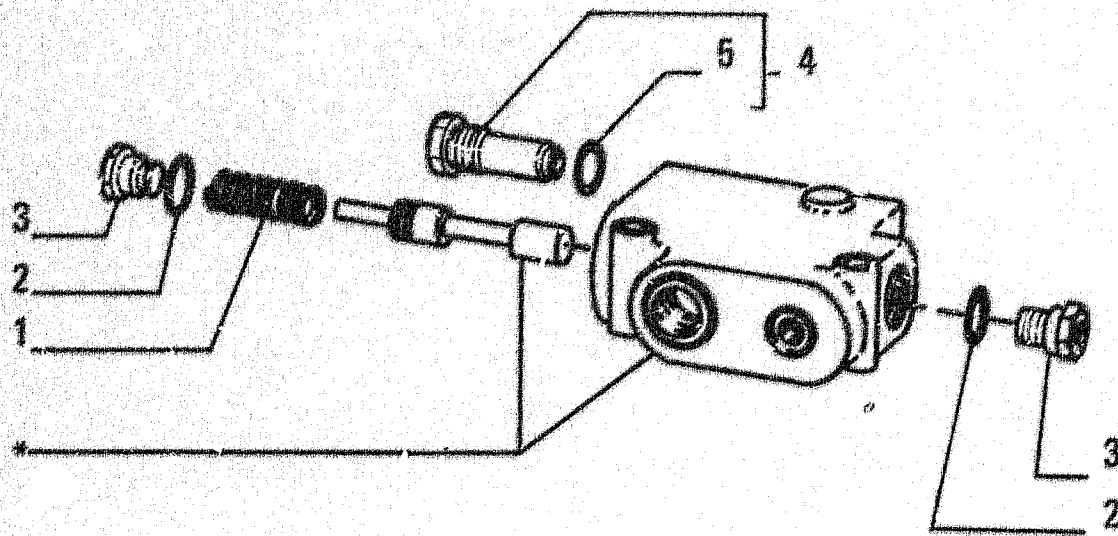


ITEM	PART NUMBER	QTY	TRANS CODE	DESCRIPTION	DESCRIZIONE
7	73070749	2	164C	CYLINDER - ASSEMBLY SEE SGR. D212 C3384	CILINDRO - COMPLETO VEDERE SGR. D212 C3384
2	73042706	4	80P	PIN	PERNO
3	73042705	8	135M	HUB	MOZZO
4	73001621	4	80P	PIN C3382	PERNO P3382
5	73068607	1	192T	HOSE ASSY	TUBO FLESS.C./RACCORDI
6	73070084	1	192T	HOSE ASSY	TUBO FLESS.C./RACCORDI
7	70912808	2	60I	GREASE FITTING	INGRASSATORE
8	4982514	3	31F	CLAMP	FASCETTA
9	73074260	1	285T	HOSE	TUBO FLESSIBILE
26		1	285T	HOSE C3384	TUBO FLESSIBILE C3384
10	73076595	1	285T	HOSE	TUBO FLESSIBILE
11	73076592	1	10V	VALVE - ASSEMBLY SEE SGR. D2172	VALVOLA - COMPLETO VEDERE SGR. D2172
12	70921298	2	20R	FITTING	RACCORDO
13	70623157	2	20R	FITTING C3384	RACCORDO C3384
16	70935147	1	31F	CLAMP	FASCETTA
18	72076374	1	192T	HOSE ASSY	TUBO FLESS.C./RACCORDI
19	73076373	1	192T	HOSE ASSY	TUBO FLESS.C./RACCORDI
20	78011637	1	193T	TUBE	TUBO RIGIDO
21	76011638	1	193T	TUBE	TUBO RIGIDO
22	4951983	4	31F	CLAMP	FASCETTA
23	10734801	4	270C	COTTER PIN 2.7x37.6 C3382	COPIGLIA 2,7x37,6 C3382
24	70917013	2	20R	FITTING	RACCORDO
25	70929153	1	131R	WASHER C3384	ROSETTA C3384
28	70919086	1	20R	FITTING	RACCORDO

POWER STEERING HYDRAULIC SYSTEM - IMPIANTO IDRAULICO SERVOSTERZO - INSTALLATION HYDRAULIQUE DE DIRECTION ASSISTEE - HYDRAULIKANLAGE DER LENKHILFE - SISTEMA IDRAULICO DE LA SERVO-DIRECCION

D2.11 1
 N.T.R. 203 - 30.01.1991
 604.01.151.03

H15



ITEM	PART NUMBER	QTY	TRANS CODE	DESCRIPTION	DESCRIZIONE
1	73140483	1	100M	SPRING	MOLLA
2	70921205	2	158G	O-RING	GUARNIZIONE O-R
3	73076922	2	50T	PLUG	TAPPO
4	73076921	1	10V	VALVE - ASSEMBLY	VALVOLA - COMPLETO
5	70921349	1	158G	O-RING	GUARNIZIONE O-R

PARTS MARKED * ARE NOT SUPPLIED AS SPARES
 I PARTICOLARI CONTRASSEGNA TI CON * NON
 VENGONO FORNITI DI RICAMBIO

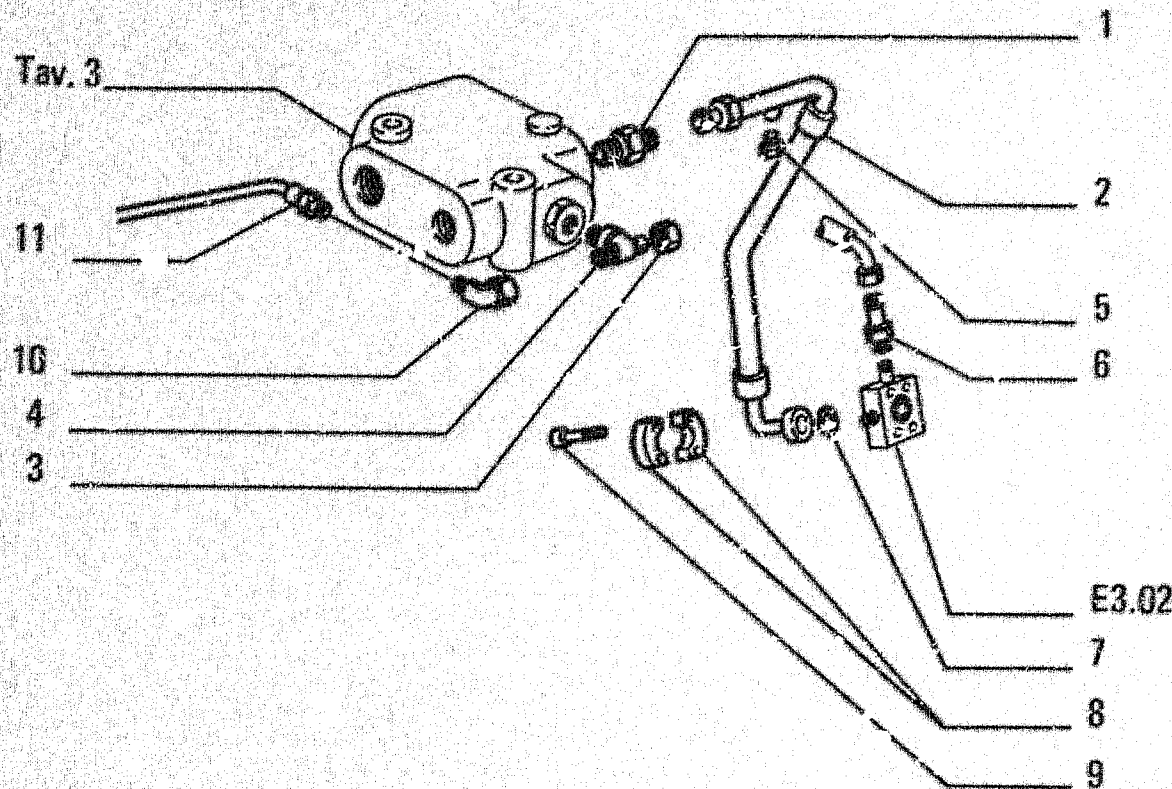
PRIORITY
 PRIORITARIA

73074938
 VALVE - VALVOLA - SOUPAPE - VENTIL - VALVOLA

D2.17

N.T.R. 203 - 30.01.1991

604.01.151.03



ITEM	PART NUMBER	QTY	TRANS CODE	DESCRIPTION	DESCRIZIONE
1	70922997	1	20R	FITTING	RACCORDO
2	76015036	1	192T	HOSE ASSY	TUBO FLESS.C/RACCORDI
3	70921467	1	50T	PLUG	TAPPO
		1	50T	PLUG C2128	TAPPO C2128
4	70922418	1	20R	FITTING	RACCORDO
5	70921467	1	50T	PLUG	TAPPO
6	76013429	1	20R	FITTING	RACCORDO
7	70924192	3	158G	O-RING	GUARNIZIONE O-R
8	70921117	2	417S	HALF FLANGE	SEMIFLANGIA
9	70928391	4	40V	SCREW	VITE
10	76017017	1	20R	FITTING D2128	RACCORDO D2128
11	76017020	1	192T	HOSE ASSY D2128	TUBO FLESS.C/RACCORDI D2128

C 2694 • Tel.n. 595572

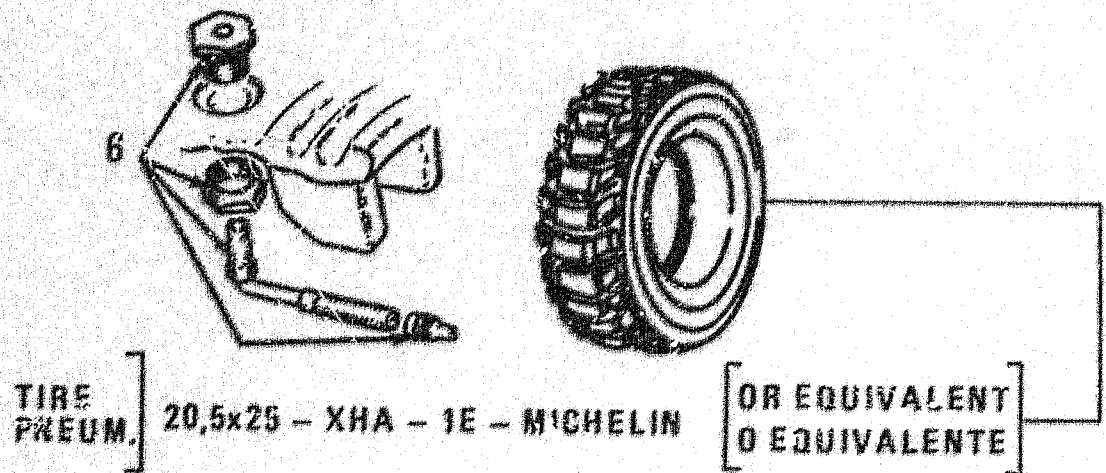
STEERING (POWER), HYDRAULIC SYSTEM - IMPIANTO IDRAULICO SERVOSTERZO - INSTALLATION
 HYDRAULIQUE DE DIRECTION ASSISTEE - HYDRAULIKANLAGE DER LENKHILFE - SISTEMA HIDRAULICO
 DE LA SERVODIRECCION

D2 11

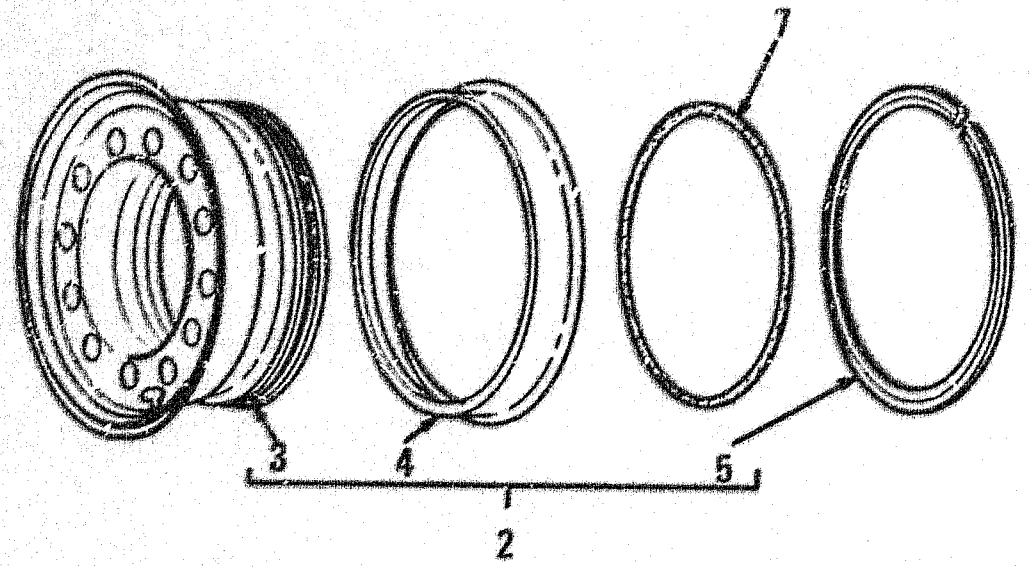
4

N.T.R. 188 - 30.11.1989

604.01.151.02



ITEM	PART NUMBER	QTY	TRANS CODE	DESCRIPTION	DESCRIZIONE
2	76008013	4	135C	TRM - ASSEMBLY	CERCHIO RUOTA - L'OMPLETO
3	76008014	1	135C	TRM	CERCHIO RUOTA?
4	76008016	1	70F	FLANGE	FLANGIA
5	70730828	1	45A	RING	ANELLO
6	73040841	4	10V	VALVE	VALVOLA
7	73027548	4	158G	O-RING - IN ALTERNATIVE	GUARNIZIONE O-R - IN ALTERNATIVA
	73038765	4	158G	O-RING - IN ALTERNATIVE	GUARNIZIONE O-R - IN ALTERNATIVA



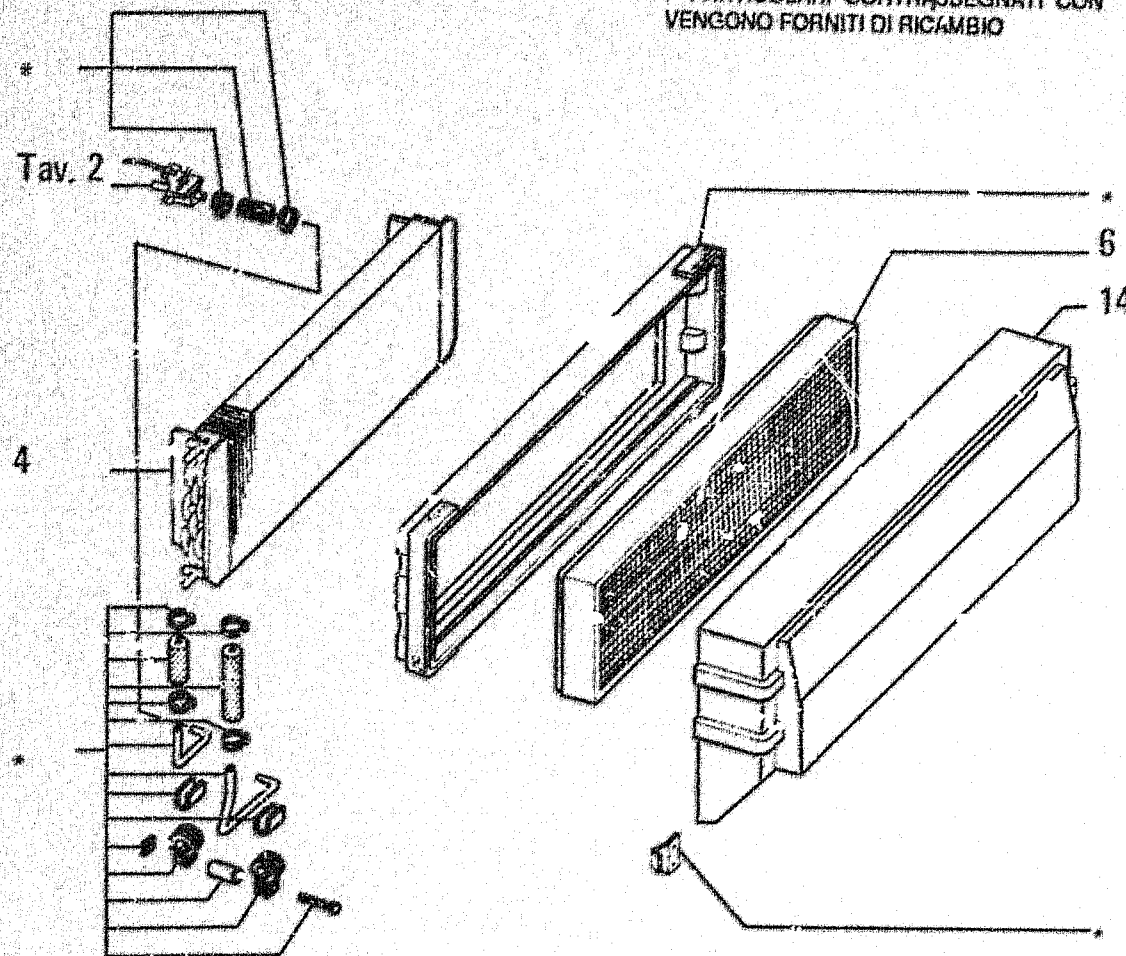
OPTIONAL VARIANTE 03126-76019157

WHEELS - RUOTE - ROUES - RAEDER - RUEDAS

L5

1	D3.16/4
	N.T.R. 203 - 30.01.1991
	604.01.151.03

PARTS MARKED * ARE NOT SUPPLIED AS SPARES
 I PARTICOLARI CONTRASSEGNA TI CON * NON
 VENGONO FORNITI DI RICAMBIO



ITEM	PART NUMBER	QTY	TRANS CODE	DESCRIPTION	DESCRIZIONE
4	79079545	1	25B	BATTERY C2025	BATTERIA C2025
	79092761	1	25B	BATTERY D2025	BATTERIA D2025
6	79079546	1	65F	FILTER	FILTRO
14	79108892	1	65F	FILTER D2P25	FILTRO D2025

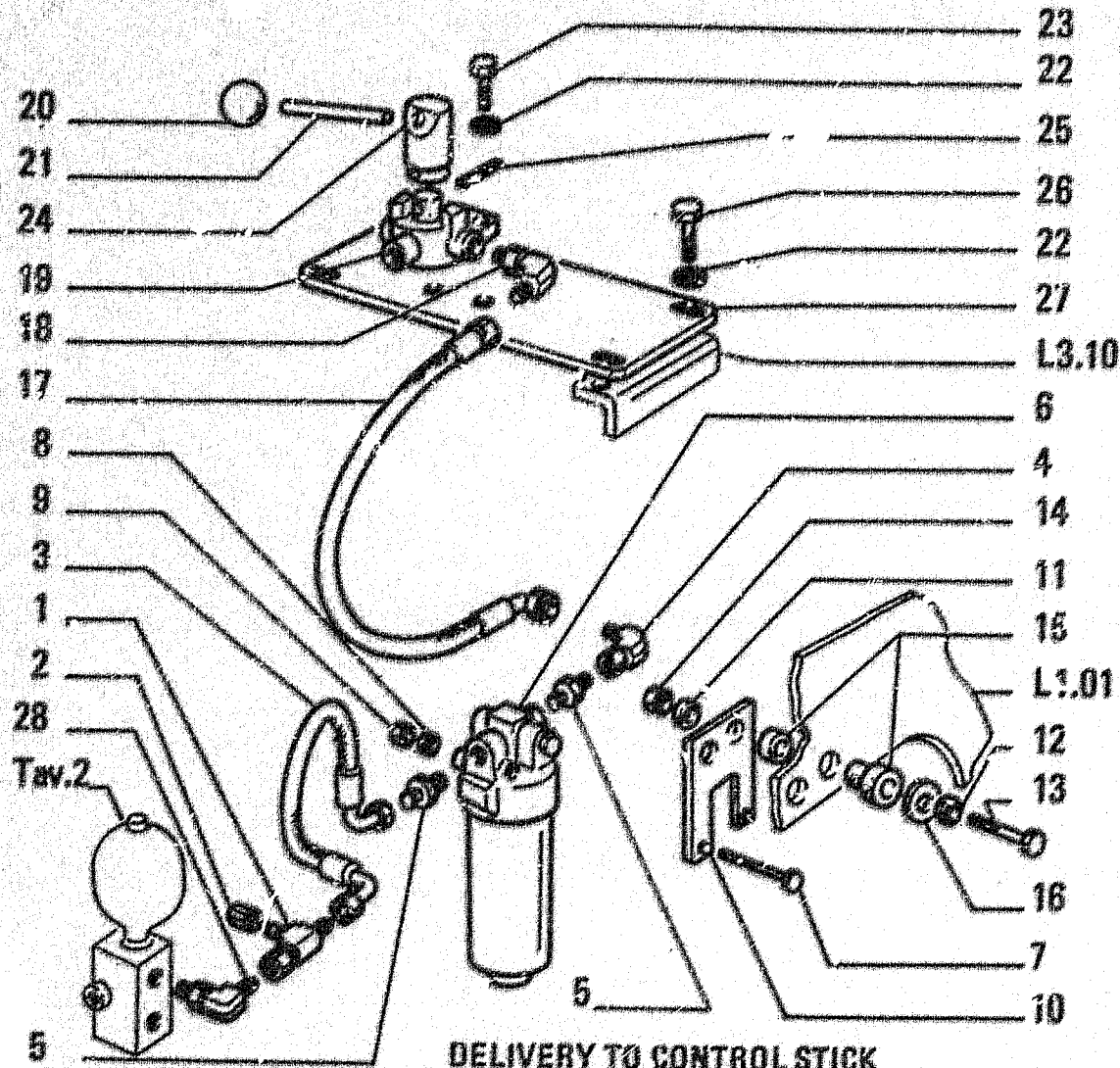
OPTIONAL VARIANTE C3582 - 309580221

C 2757 → Cab.n. 8M00246

79079534
 HEATER - RISCALDATORE - RECHAUFFEUR - HEIZGERAET - CALDRIFERO

L15

E1.02/1	3
N.T.R. 203 - 30.01.1991	
604.01.151.03	

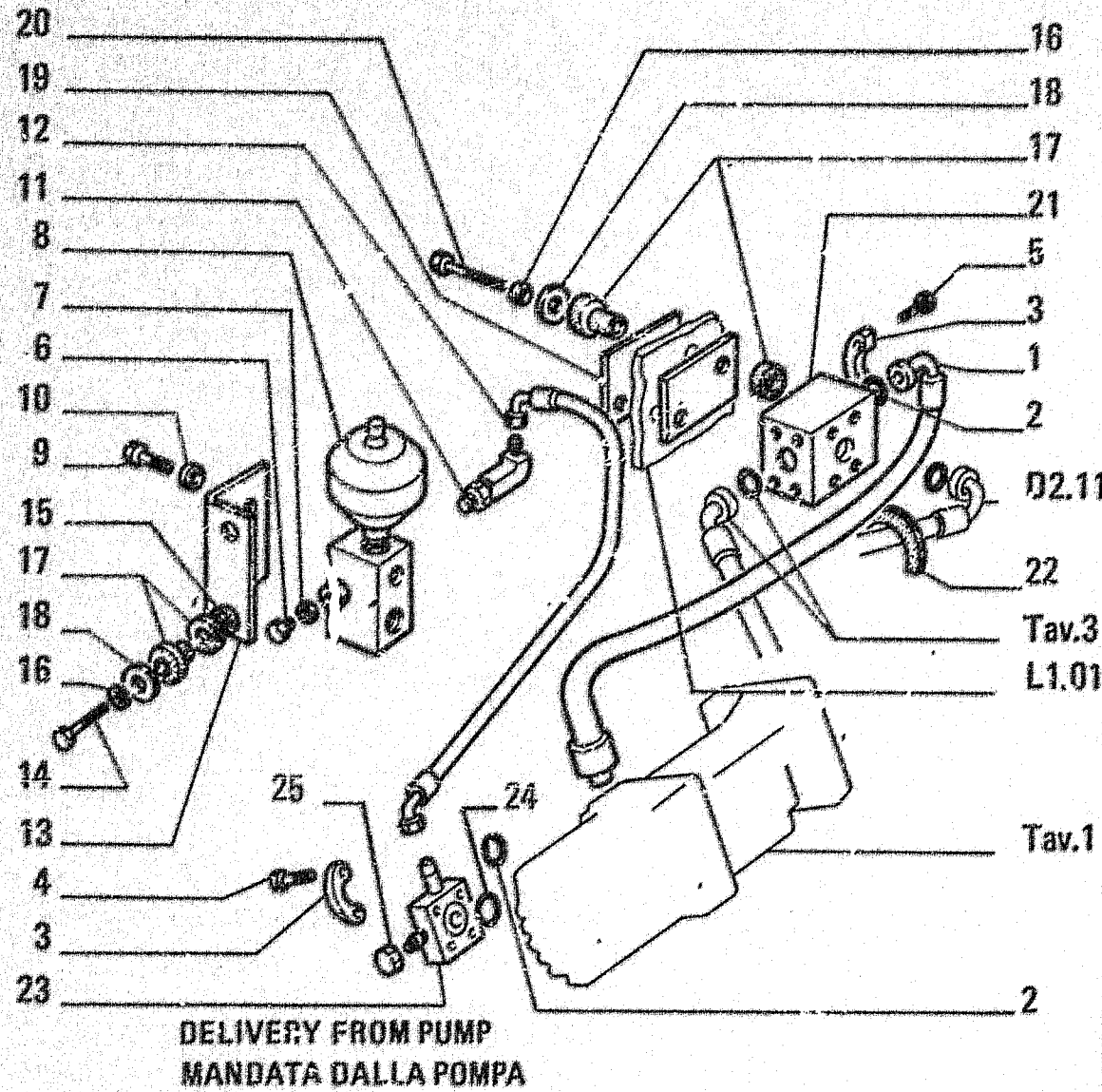


DELIVERY TO CONTROL STICK
MANDATA AL MANIPOLATORE

ITEM	PART NUMBER	QTY	TRANS CODE	DESCRIPTION	DESCRIZIONE
27	76011930	1	3006	SUPPORT C2017	SUPPORTO C2017
	76015380	1	3006	SUPPORT D2017	SUPPORTO D2017
28	76015426	1	20R	FITTING	RACCORDO

HYDRAULIC SYSTEM - IMPIANTO IDRAULICO - SYSTEME HYDRAULIQUE - HYDRAULIKANLAGE -
SISTEMA IDRAULICO

E3.02 9
N.T.R. 203 - 30.01.1991
604.01.151.03

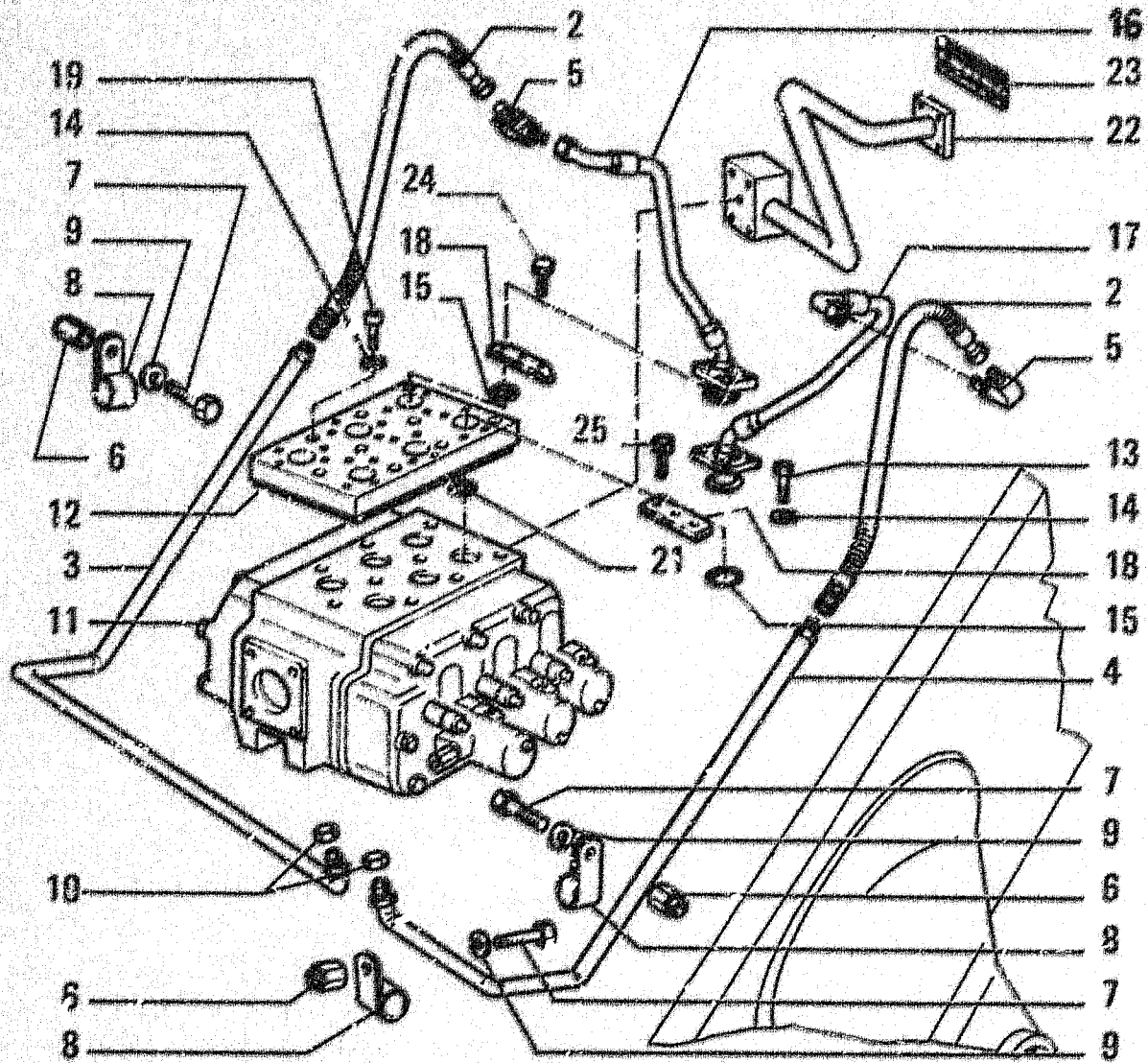


ITEM	PART NUMBER	QTY	TRANS CODE	DESCRIPTION	DESCRIZIONE
25	70921467	1	50T PLUG		TAPPO

HYDRAULIC SYSTEM - IMPIANTO IDRAULICO - SYSTEME HYDRAULIQUE - HYDRAULIKANLAGE - SISTEMA HIDRAULICO

E3.02 2
N.T.R. 173 - 30.11.1988
604.01.151.01

M15



OPTIONAL
VARIANTE 01288 - 76014011

PIATTAFORMA FR139

E3.02/1 TAV. 2 PAG.2

ITEM	PART NUMBER	QTY	TRANS CODE	DESCRIPTION	DESCRIZIONE
23	76014150	1	2255	BRACKET	STAFFA
24	11113431	2		40V SCREW 12x1,75x60	VITE 12x1,75x60
25	11113831	2		40V SCREW 12x1,75x80	VITE 12x1,75x80

HYDRAULIC SYSTEM - SUPPLEMENTARY
FUNZIONE IDRAULICA SUPPLEMENTARE

HYDRAULIC SYSTEM - IMPIANTO IDRAULICO - SYSTEME HYDRAULIQUE - HYDRAULIKANLAGE -
SISTEMA HIDRAULICO

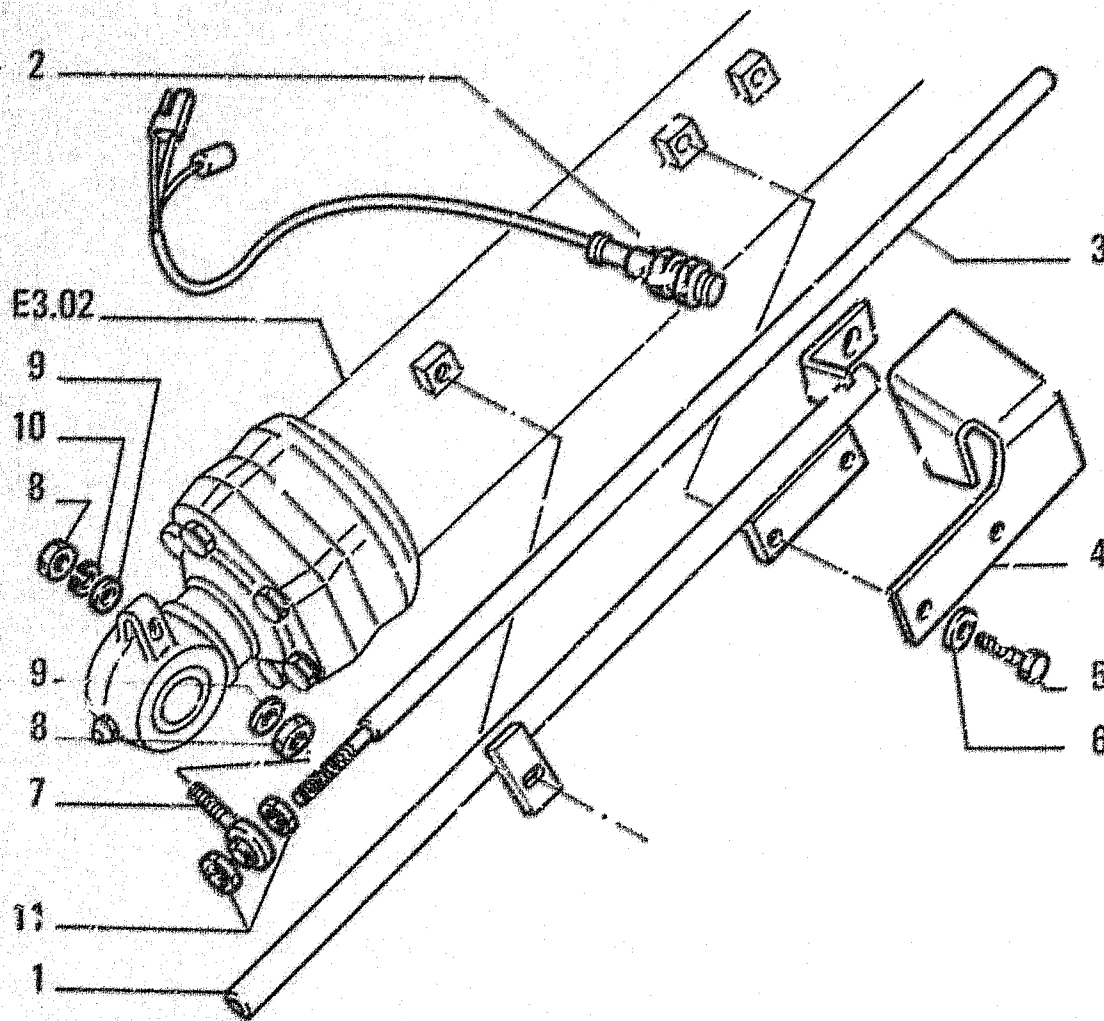
N5

E3.02/1

2

N.T.R. 203 - 30.01.1991

604.01.151.03



ITEM	PART NUMBER	QTY	TRANS CODE	DESCRIPTION	DESCRIZIONE
1	76013461	1	193T	TUBE	TUBO RIGIDO
2	76012418	1	132S	INDUCTIVE PROXIMITY SWITCHES	SENSORE G2544
				D2544	
	79091014	1	132S	INDUCTIVE PROXIMITY SWITCHES	SENSORE D2544
				D2544	
3	76013462	1	89A	POSITIONING ROD	ASTA POSIZIONATORE
4	76014239	1	70R	GUARD	RIPARO
5	16043531	3	40V	SCREW 8x1,25x22	VITE 8x1,25x22
6	70929662	3	131R	WASHER	ROSETTA
7	73045248	1	70G	BALL JOINT	GIUNTO SFERICO
8	70910195	2	10D	NUT	DADO
9	70910244	2	131R	WASHER	ROSETTA
10	70912441	1	170R	LOCKWASHER	ROSETTA EL.
11	70910325	2	10D	NUT	DADO

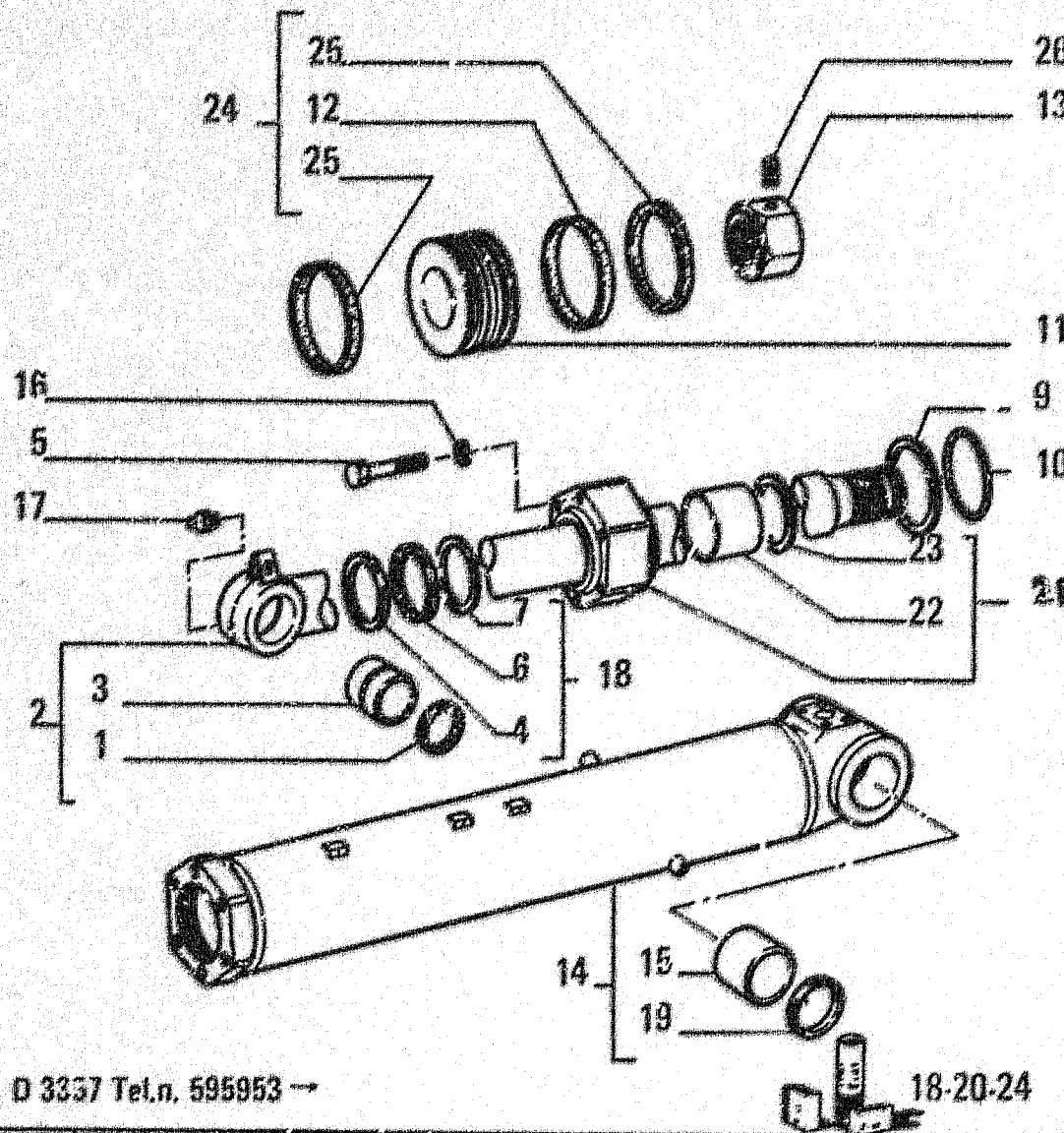
BUCKET AUTOMATIC POSITIONING DEVICE - POSIZIONATORE AUTOMATICO BENNA - POSITIONNEUR
 AUTOMATIQUE DU GODET - AUTOMATISCHE STELLVORRICHTUNG F.LADESCHAUFEL - POSICIONADOR
 AUTOMATICO DE PALA

E3.27

N.T.R. 198 - 30.11.1989

604.01.151.02

N15



ITEM	PART NUMBER	QTY	TRANS CODE	DESCRIPTION	DESCRIZIONE
1	73053637	2	122G	SEAL	GUARNIZIONE
2	79105186	1	274S	ROD - ASSEMBLY	STELO - COMPLETO
3	79067802	1	95B	BUSHING	BUCCOLA
4	79065588	1	122G	SEAL	GUARNIZIONE
5	11118831	6	30V	SCREW 14x200	VITE 14x200
6	79065586	1	122G	SEAL	GUARNIZIONE
7	79025567	1	45A	RING	ANELLO
9	79023161	1	45A	RING	ANELLO
10	14473280	1	158G	O-RING 5,33x113,05	GUARNIZIONE O-R 5,33.113,05
11	79099848	1	256S	PISTON	STANTUFFO
12	79078292	1	122G	SEAL	GUARNIZIONE
13	79099849	1	10D	NUT	DADO
14	79058476	1	53C	TUBE - ASSEMBLY	CANNA CILINDRO - COMPLETO
15	79067803	2	95B	BUSHING	BUCCOLA
16	10520101	6	131R	WASHER 14,4x26	ROSETTA 14,4x26
17	13407211	2	80I	GREASE FITTING 10x1	INGRASSATORE 10x1
18	79071464	1	1K	KIT SEE PAGE 9	KIT VED. PAG.9
19	73053637	2	122G	SEAL	GUARNIZIONE
20	79105219	1	1K	KIT SEE PAGE 9	KIT VED. PAG.9
21	79090336	1	132F	HEAD - ASSEMBLY	FONDELLO ANT - COMPLETO
22	79090338	1	95B	BUSHING	BUCCOLA
23	79090339	1	187A	SNAP RING	ANELLO ELASTICO
24	79099850	1	1K	KIT SEE PAGE 9	KIT VED. PAG.9
25	79078293	2	45A	RINGS	ANELLO
26	79099830	1	90G	DOWEL	GRANO

D 3337 Tel.n. 595953 →

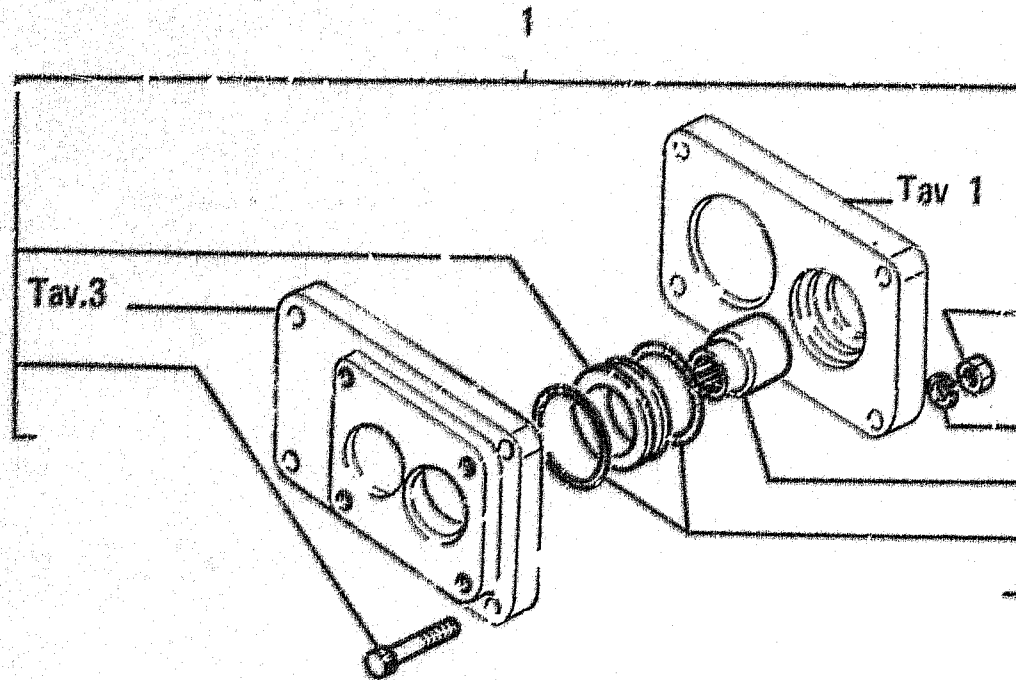
79105186

POSITIONING CYLINDER - CILINDRO POSIZIONATORE - VERIN POSITIONNEUR - STELLUNGSZYLINDER - CILINDRO DE POSICION

E3.32/1A

N.T.R. 203 - 30.01.1991

604.01.151.03



HYDRAULIC SYSTEM
IMPIANTO IDRAULICO

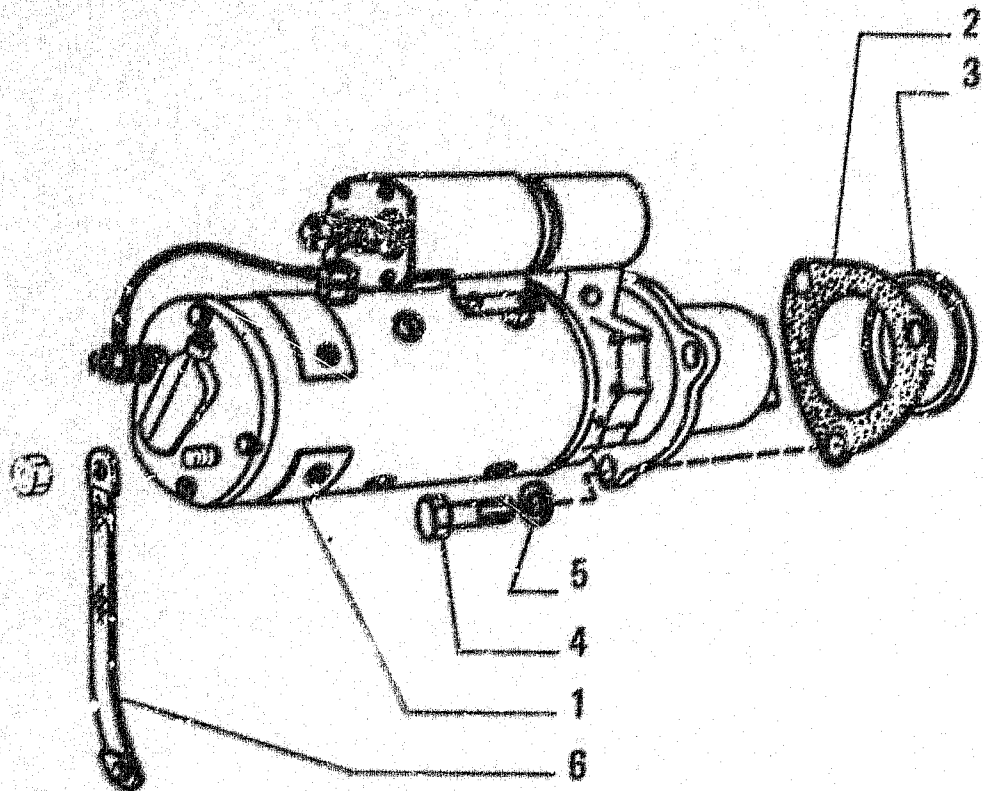
ITEM	PART NUMBER	QTY	TRANS CODE	DESCRIPTION	DESCRIZIONE
	1 79060310	1	67G	COUPLING	GIUNTO

79071288

PUMP - POMPA - POMPE - PUMPE - BOMBA

E3.29

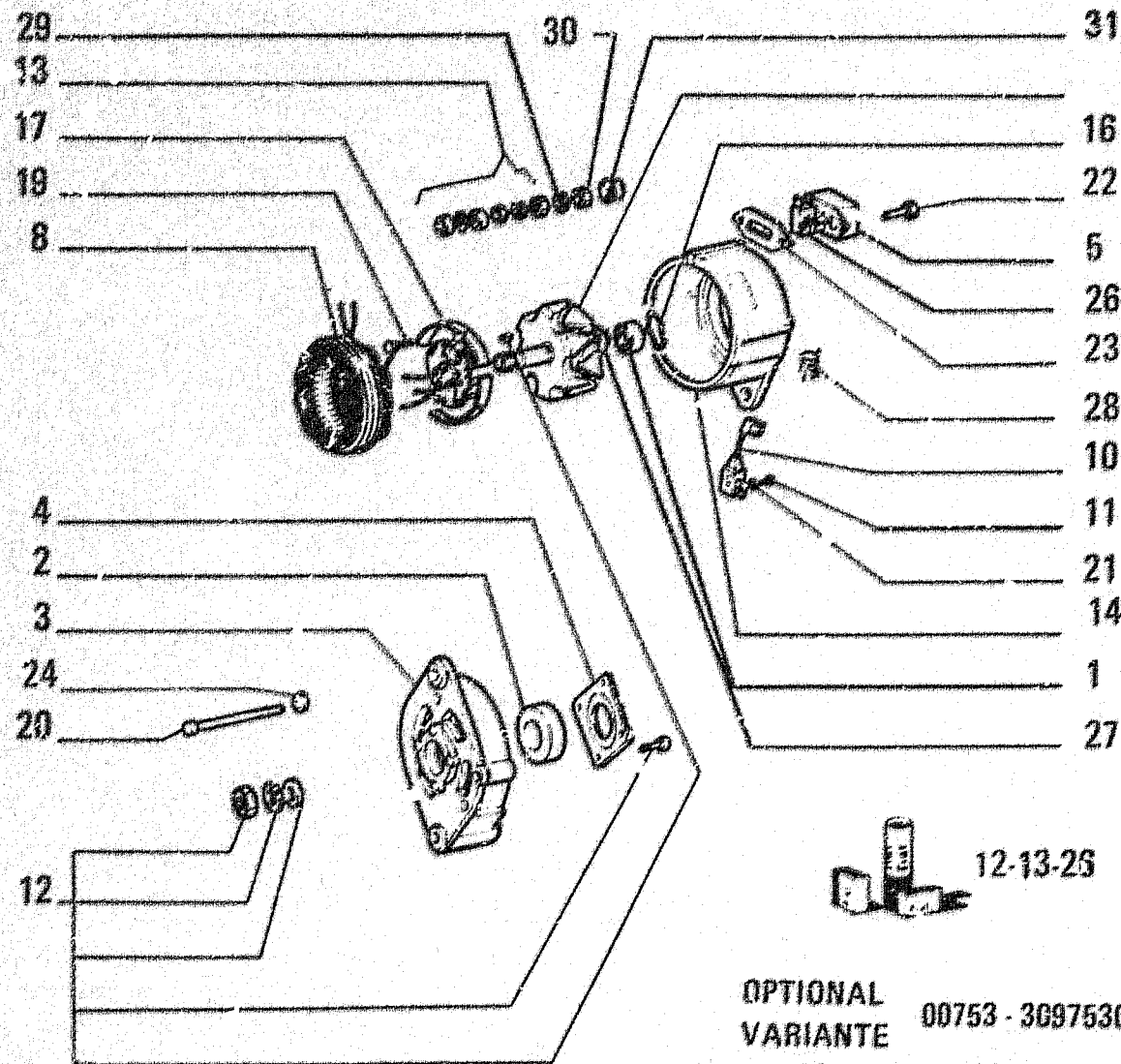
2



ITEM	PART NUMBER	QTY	TRANS CODE	DESCRIPTION	DESCRIZIONE
1	4816170	1	133M	STARTER MOTOR - ASSEMBLY SEE SGR. F2.05	MOTORINO AVVIAMENTO - COMPLETO VEDERE SGR. F2.05
2	73039072	1	120G	GASKET	GUARNIZIONE PIANA
3	4749164	1	45A	RING	ANELLO
4	11255831	3	40Y	SCREW 14x1,5x40	VITE 14x1,5x40
5	10517171	3	170R	LOCKWASHER 14,2x3,5	ROSETTA EL. 14,2x3,5
6	79020354	1	112C	GROUND CABLE	CAVO MASSA

ENGINE STARTING EQUIPMENT - AVVIAMENTO MOTORE - LANCEMENT DU MOTEUR
 ANLASSEN DES MOTORS - ARRANQUE DEL MOTOR

F2.01



OPTIONAL
 VARIANTE 00753 - 309753011
 C 2760 → Tel.n. 595864

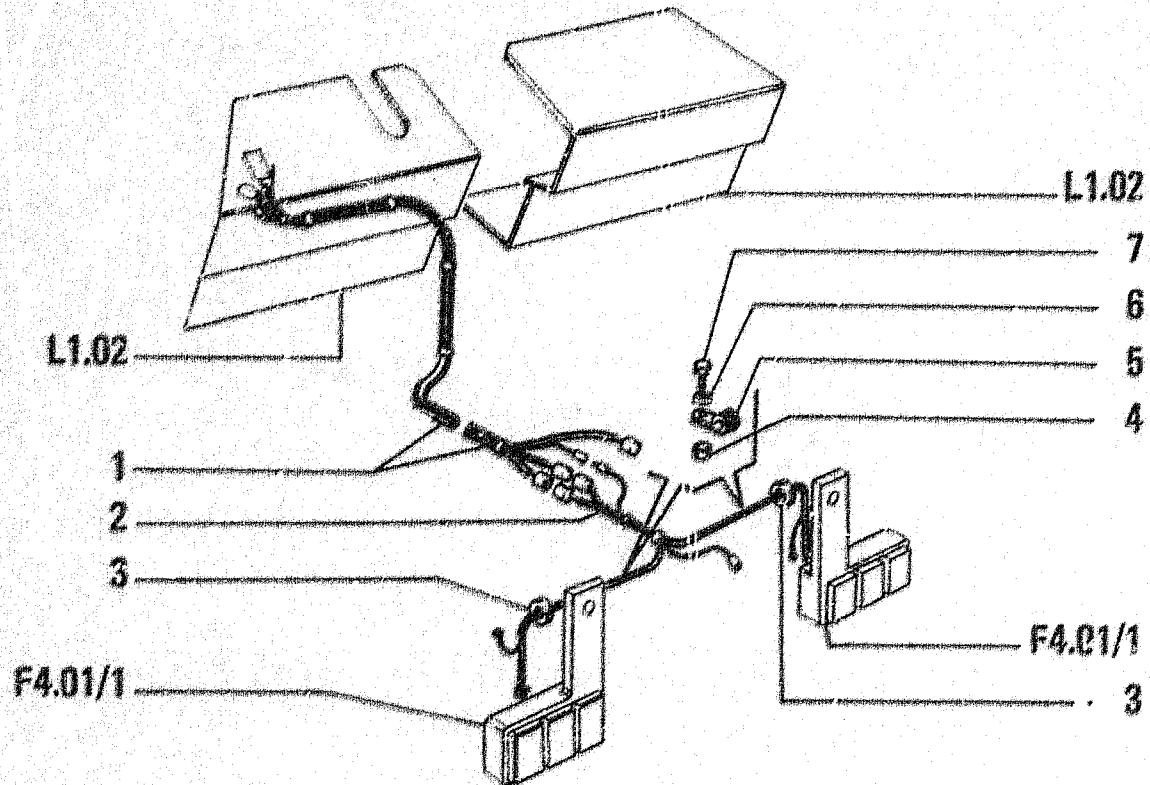
FIATALLIS PR159

F3.03/ 1 TAV. 1 PA3.2

ITEM	PART NUMBER	QTY	TRANS CODE	DESCRIPTION	DESCRIZIONE
22	79075583	2	40V SCREW		VITE
23	79074714	1	122G SEAL D3364		GUARNIZIONE D3364
24	14497821	4	131R WASHER C3364		ROSETTA C3364
26	79078924	1	1K KIT SEE PAGE 9 D3363		KIT VED. PAG.9 D3364
27	79078921	1	45A RING D3364		ANELLO D3364
28	79045521	2	100M SPRING D3364		MOLLA D3364
29	79074710	3	170R LOCKWASHER D3364		ROSETTA EL. D3364
30	15898211	3	10D NUT 6x1x5 D3364		DADO 6x1x5 D3364
31	79107986	1	65C BOOT D3364		CAPPUCIO D3364

4757193 (BOSCH) - 55A
 ALTERNATOR - ALTERNATORE - ALTERNATEUR - DREHSTROM - LICHT - MASCHINE - ALTERNADOR

F3.03/1
 N.T.R. 203 - 30.01.1991
 604.01.151.03



I T E M	PART NUMBER	Q T Y	TRANS CODE	DESCRIPTION	DESCRIZIONE
1	76014286	1	111C	CABLE C251F	CAVO C251F
	76016163	1	111C	CABLE B251F	CAVO B251F
2	76012229	1	111C	CABLE	CAVO
3	70912765	2	45A	RING	AHELLO
4	70933621	4	100	NUT	DADO
5	10441190	4	231S	CLIP 52x7	STAFFETTA 52x7
6	70928190	4	131R	WASHER	ROSETTA
7	70927401	4	40V	SCREW	VITE

ELECTRICAL SYSTEM - IMPIANTO ELETTRICO - INSTALLATION ELECTRIQUE - ELEKTRISCHE
ANLAGE - INSTALACION ELECTRICA

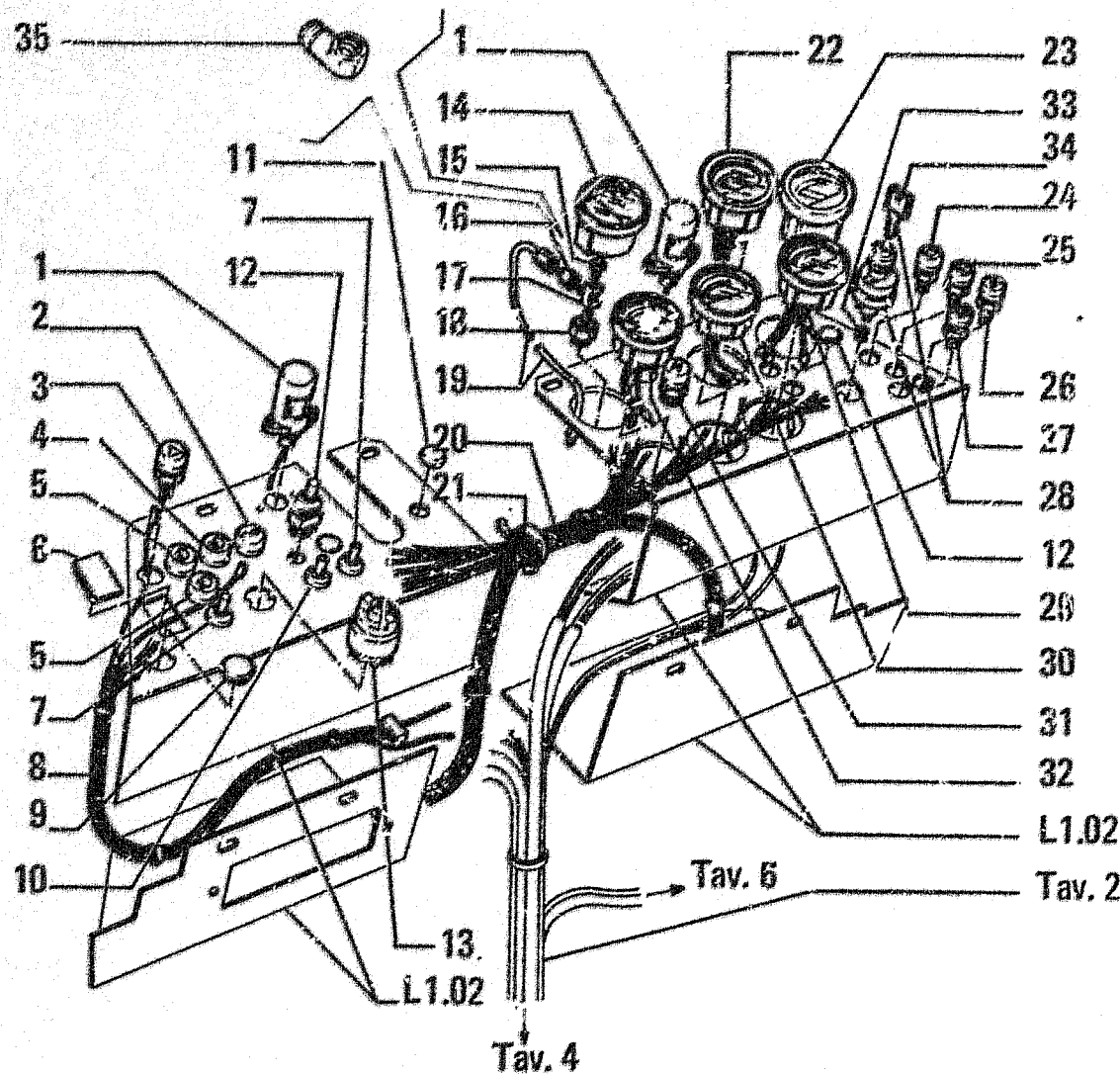
F4.01

8

N.T.R. 173 - 30.11.1988

804.01.151.01

Q7



ITEM	PART NUMBER	QTY	TRANS CODE	DESCRIPTION	DESCRIZIONE
1	79057458	2	9F	LIGHT	FANALE
2	79053523	1	35I	INDICATOR	INDICATORE
3	79056429	1	35I	INDICATOR	INDICATORE
4	79053520	1	35I	INDICATOR	INDICATORE
5	79053522	2	35I	INDICATOR	INDICATORE
6	79035411	1	50T	PLUG	TAPPO
7	79053891	2	75I	SWITCH	INTERRUTTORE
8	76012117	1	111C	CABLE	CAVO
9	79034082	1	50T	PLUG	TAPPO
10	79056866	1	27D	DIVERTER VALVE	DEVIATORE
11	76009609	4	50T	PLUG	TAPPO
12	79079745	1	210C	SWITCH	COMMUTATORE
13	79057366	1	210C	SWITCH	COMMUTATORE
14	79060274	1	41M	AIR PRESSURE GAUGE	MANOMETRO ARIA
15	70911015	1	20R	FITTING	RACCORDO
16	76007914	1	20R	FITTING	RACCORDO
17	70920992	1	20R	FITTING	RACCORDO
18	79060000	1	75I	SWITCH	INTERRUTTORE
19	73059072	1	193T	TUBE -TRANSMISSION OIL	TUBO RIGIDO -TRANSMISSION OIL
20	76012439	1	111C	CABLE C2021	CAVO C2021
	76015443	1	111C	CABLE D2021	CAVO D2021
21	79013422	45	31F	CLAMP	FASCETTA

ELECTRICAL SYSTEM -- IMPIANTO ELETTRICO -- INSTALLATION ELECTRIQUE -- ELEKTRISCHE ANLAGE -- INSTALACION ELECTRICA

F4.01


1

N.T.R. 188 - 30.11.1389

604.01.151.02

Q17

ITEM	PART NUMBER	QTY	TRANS CODE	DESCRIPTION	DESCRIZIONE
1	79060111	2		171R REFLECTOR	PROIETTORE



PARTS MARKED * ARE NOT SUPPLIED AS SPARES
 I PARTICOLARI CONTRASSEGNA TI CON * NON
 VENGONO FORNITI DI RICAMBIO

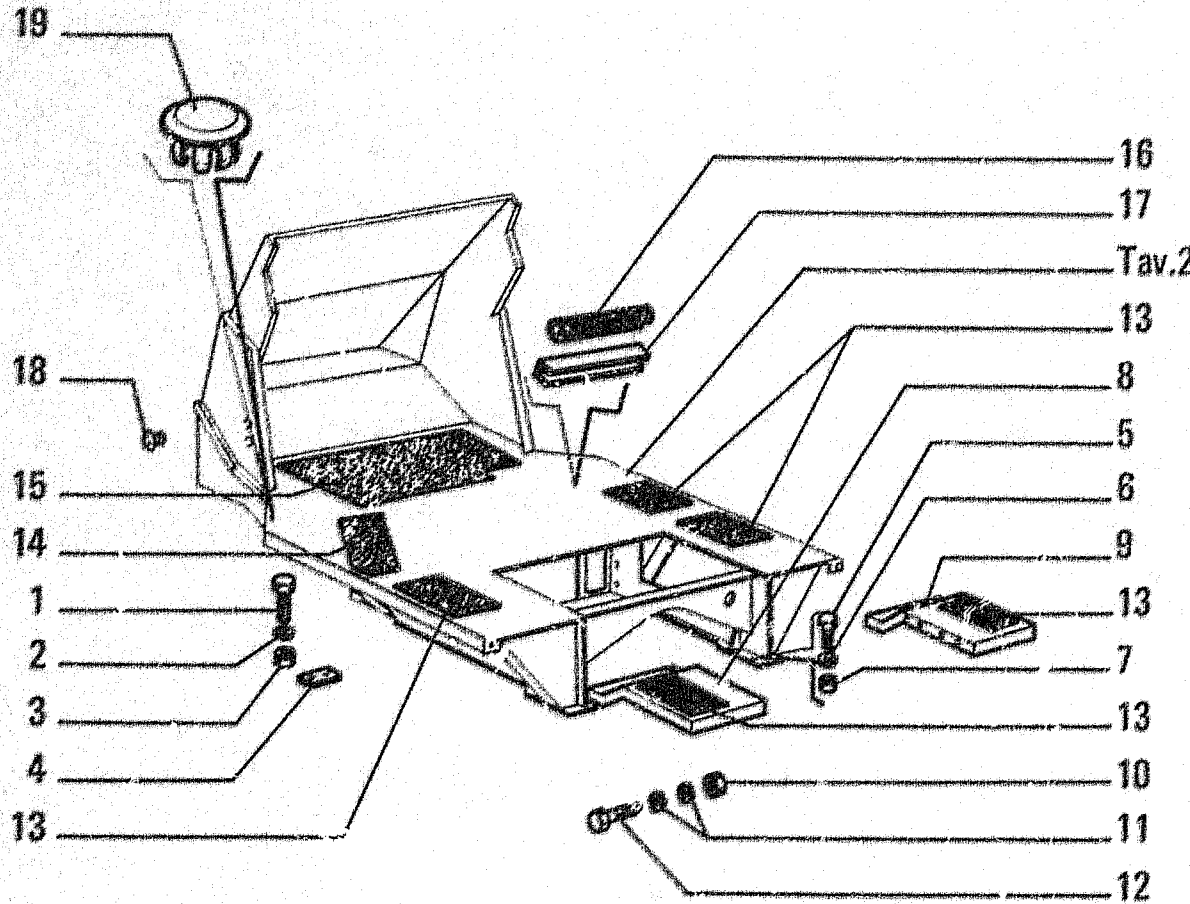
REAR
 POSTERIORE

D 2697 Tel.n. 595694 →

79003993 DS - 79097888 SN
 HEADLAMP - PROIETTORE - PROJECTEUR - SCHEINWERFER - PROYECTOR

F4.05/1A
 N.T.R. 203 - 30.01.1991
 604.01.151.03

R10



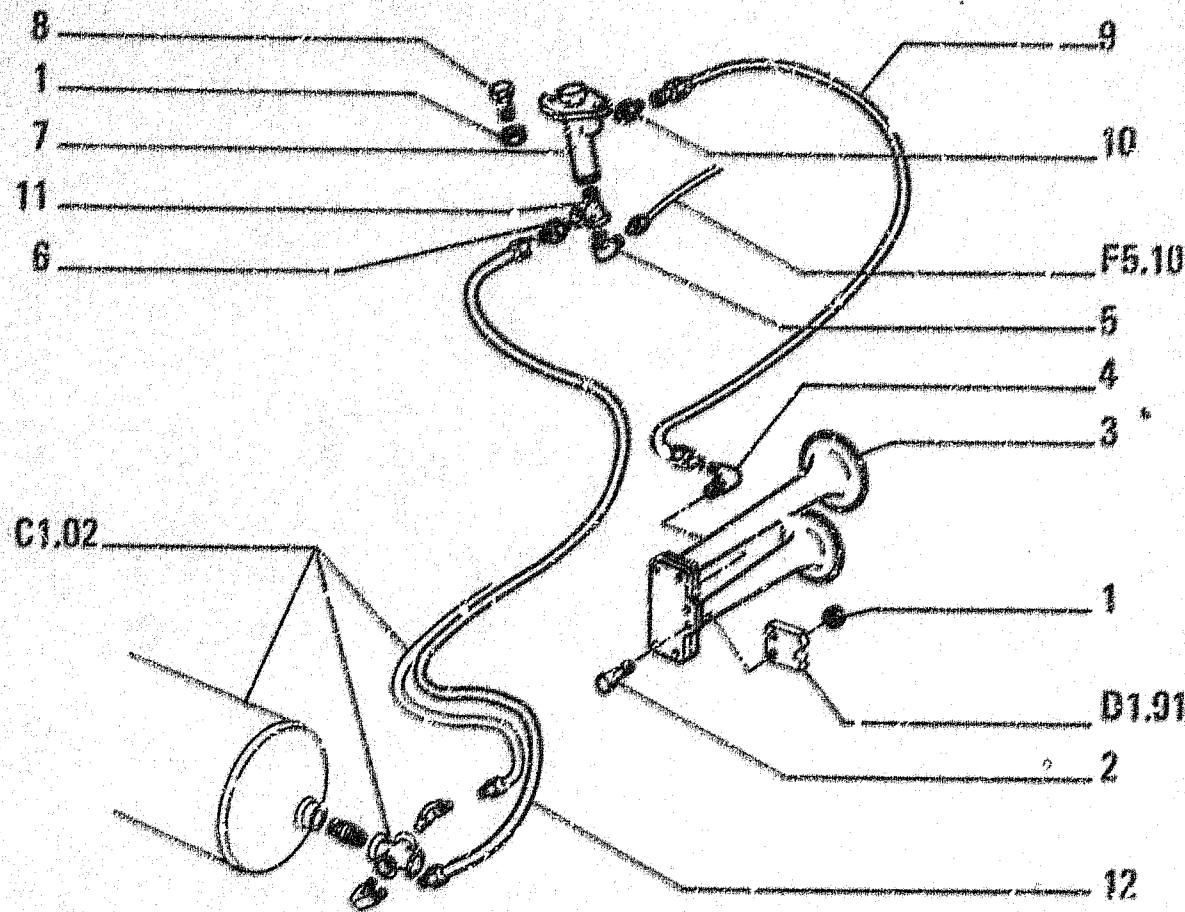
ITEM	PART NUMBER	QTY	TRANS CODE	DESCRIPTION	DESCRIZIONE
1	70921597	6	40V	SCREW .625-11X3	VITE .625-11X3
2	70928142	12	131R	WASHER .656	ROSETTA .656
3	70915256	6	16D	NUT .625-11	DADO .625-11
4	73135028	4	196S	SHIM	S'ESSORE
5	70922544	4	40V	SCREW .750-10X2.75	VITE .750-10X2.75
6	70929188	8	131R	WASHER .812X1.500	ROSETTA .812X1.500
7	70916170	4	10D	NUT .750-10	DADO .750-10
8	76009841	1	64P	FLOOR PLATE - LEFT	PEDANA - SINISTRO
9	76009842	1	64P	FLOOR PLATE - RIGHT	PEDANA - DESTRO
10	70933037	10	10D	NUT .500-13	DADO .500-13
11	70928188	20	131R	WASHER .531	ROSETTA .531
12	70920582	10	40V	SCREW .500-13X1.250	VITE .500-13X1.250
13	45015482	5	407S	ANTI-SKID	STRISCIA ANTISDRUCCIOLO
14	73073119	1	407S	ANTI-SKID	STRISCIA ANTISDRUCCIOLO
15	73075584	1	407S	ANTI-SKID	STRISCIA ANTISDRUCCIOLO
16	70731647		120G	GASKET L=310 MM.	GUARNIZIONE PIANA L=310 MM.
17	73057828		215P	CHANNEL L=185 MM.	PROFILATO L=185 MM.
18	14592187	2	120B	BUTTON 11.2x24.5	BOTTONE 11,2x24,5
19	70926604	4	50T	PLUG	TAPPO

HOOD ASSY - COFANATURA - CAPOTAGE - HAUBE - CAPOT

4

L1.01

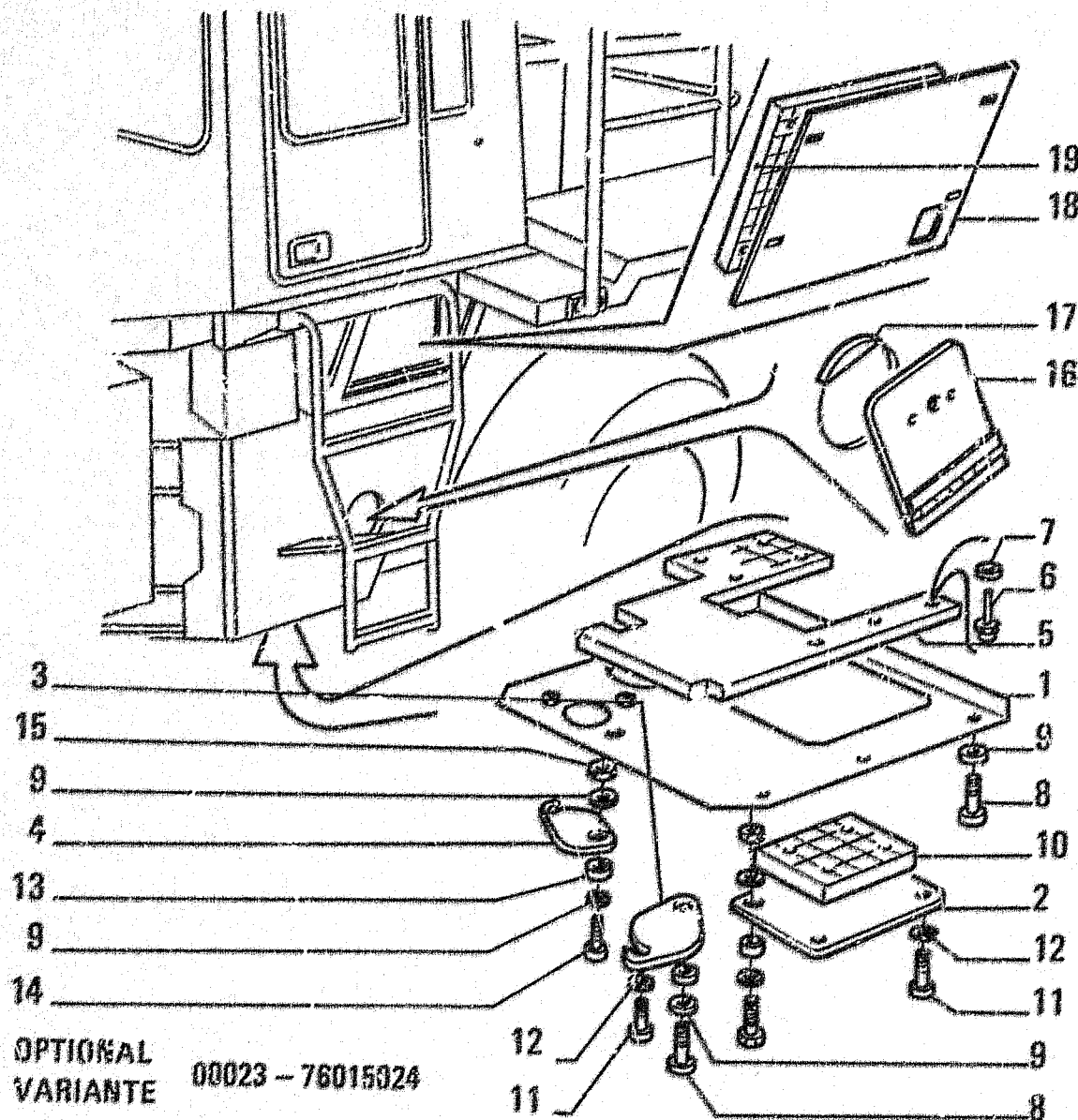
5



ITEM	PART NUMBER	QTY	TRANS CODE	DESCRIPTION	DESCRIZIONE
1	70833821	4	10D NUT		DADO
2	70827336	2	40V SCREW		VITE
3	73051921	1	105G HOSEA		AVVISATORE ACUSTICO
4	70811918	1	20R FITTING		RACCORDO
5	70821165	1	20R FITTING		RACCORDO
6	70824816	1	20R FITTING		RACCORDO
7	70181478	1	10V VALVE		VALVOLA
8	70827541	2	40V SCREW		VITE
9	73057030	1	192T HOSE ASSY		TUBO FLESS.C/RACCORDI
10	70814828	1	20R FITTING		RACCORDO
11	70821104	1	20R FITTING		RACCORDO
12	70740657	1	192T HOSE ASSY		TUBO FLESS.C/RACCORDI

HORN SYSTEM - AVVISATORE E SUO COMANDO - AVERTISSEUR ET SA COMMANDE - SIGNALHORN UND
 DESSEN BETAETIGUNG - AVISADOR Y SU MANDO

G5.03



OPTIONAL
VARIANTE 00023 - 76015024

ITEM	PART NUMBER	QTY	TRANS CODE	DESCRIPTION	DESCRIZIONE
1	73075239	1	265C	COVER	COPERCHIO
2	76006910	1	105P	PLATE	PIASTRA
3	73076082	1	265C	COVER	COPERCHIO
4	73075245	1	265C	COVER	COPERCHIO
5	76006890	1	25P	PANEL	PANNELLO
6	14642295	30	65R	RIVET 2,3x15,7	RIBATTINO 2,3x15,7
7	12842801	30	131R	WASHER 4,15x12,5	ROSETTA 4,15x12,5
8	70920585	6	40V	SCREW	VITE
9	70930349	10	131R	WASHER	ROSETTA
10	76006886	1	25P	PANEL	PANNELLO
11	70922733	5	40V	SCREW	VITE
12	70677036	5	131R	WASHER	ROSETTA
13	73075283	3	75D	SPACER	L'ISTANZIALE
14	70920582	2	40V	SCREW	VITE
15	70933037	2	10D	NUT	DADO
16	73072294	1	265C	COVER - TO BE WELDED C2641	COPERCHIO - DA SALDARE C2641
17	73072293	1	265C	COVER - TO BE WELDED C2641	COPERCHIO - DA SALDARE C2641
18	76008758	1	265C	COVER - LEFT	COPERCHIO - SINISTRO
	76008760	1	265C	COVER - RIGHT C2641	COPERCHIO - DESTRO C2641
	76016007	1	265C	COVER - RIGHT D2641	COPERCHIO - DESTRO D2641
19	76008759	1	25P	PANEL - RIGHT C2641	PANNELLO - DESTRO C2641
	76008761	1	25P	PANEL - LEFT	PANNELLO - SINISTRO
	76016008	1	25P	PANEL - RIGHT D2641	PANNELLO - DESTRO D2641

SOUND SUPPRESSION - TUV
INSONORIZZAZIONE - TUV

HOOD ASSY - COFANATURA - CAPOTAGE - HAUBE - CAPOT

L1.01/2

1

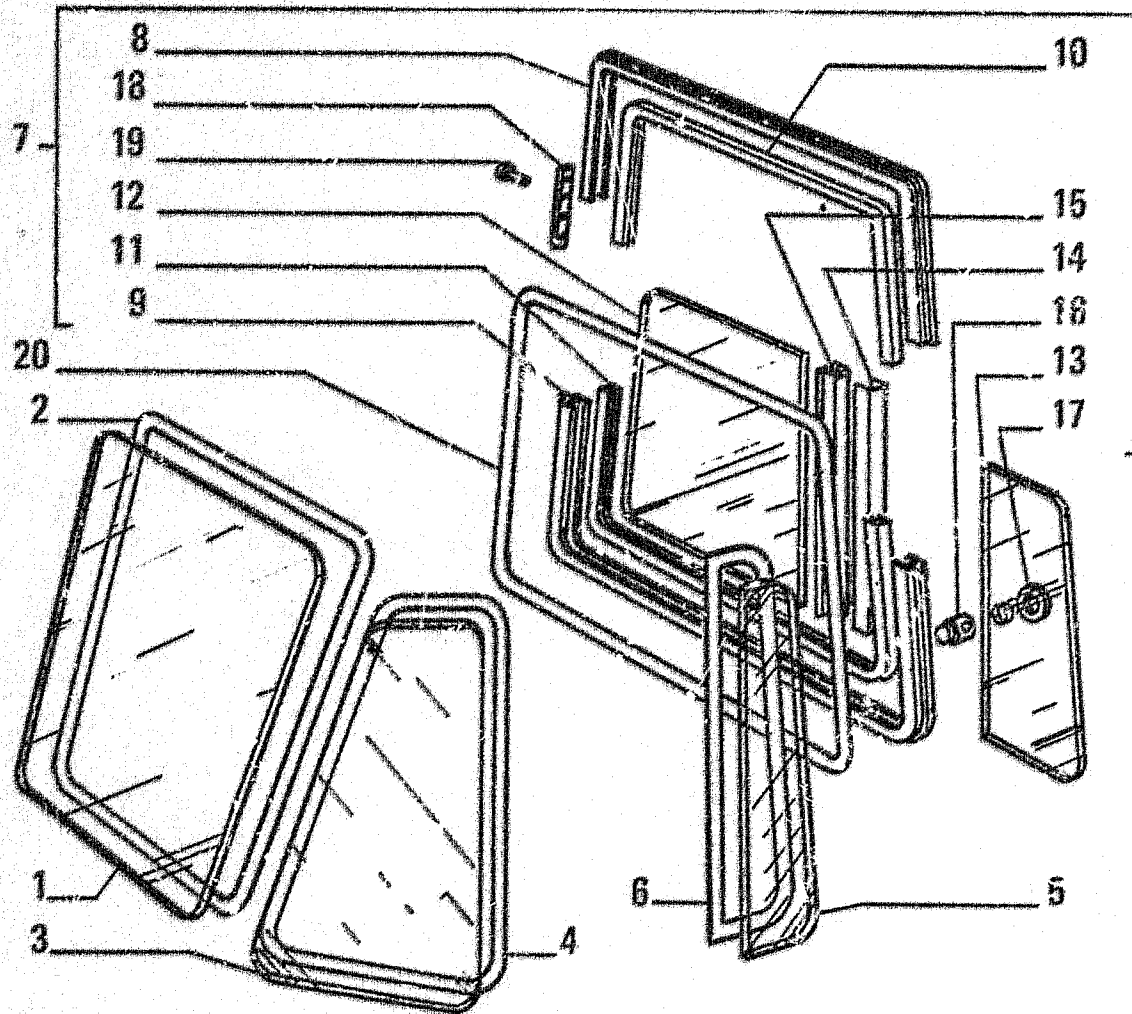
N.T.R. 188 - 30.11.1999

604.01.151.02

ROPS CAB
CABINA DI SICUREZZA

FIATALLIS FR15B

L1.04 TAV. 2 PAG.1



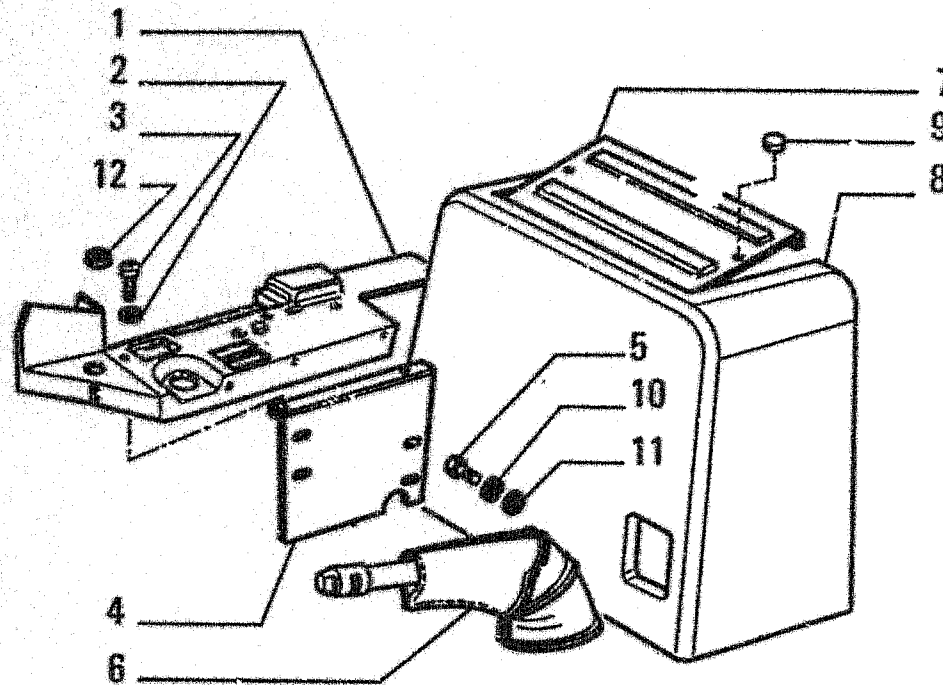
ITEM	PART NUMBER	QTY	TRANS CODE	DESCRIPTION	DESCRIZIONE
1	79046076	1	315C	GLASS PANE - FRONT	CRISTALLO - ANTERIORE
2	79045216	1	216P	RUBBER SECTION	PROFILATO DI GOMMA
3	79044783	2	315C	GLASS PANE - SIDE FRONT	CRISTALLO - LATERALE ANTERIORE
4	79045217	2	216P	RUBBER SECTION	PROFILATO DI GOMMA
5	76008156	2	315C	GLASS PANE - SIDE	CRISTALLO - LATERALE
6	76008158	2	216P	RUBBER SECTION	PROFILATO DI GOMMA
7	79046140	1	69F	WINDOW - REAR ASSEMBLY	FINESTRA - POSTERIORE COMPLETO
8	79051033	1	295C	BEZEL - UPPER	CORNICE - SUPERIORE
9	79051034	1	295C	BEZEL - LOWER	CORNICE - INFERIORE
10	79051035	1	120G	GASKET - UPPER	GUARNIZIONE PIANA - SUPERIORE
11	79051036	1	120G	GASKET - LOWER	GUARNIZIONE PIANA - INFERIORE
12	79051037	1	315C	GLASS PANE	CRISTALLO
13	79051038	1	315C	GLASS PANE	CRISTALLO
14	76015604	1	215P	CHANNEL D3353	PROFILATO D3353
	79051039	1	215P	CHANNEL C3353	PROFILATO C3353
15	76015605	1	120G	GASKET D3353	GUARNIZIONE PIANA D3353
	79051040	1	120G	GASKET C3353	GUARNIZIONE PIANA C3353
16	79046604	1	20M	HAND	MANIGLIA
17	79051055	1	131R	WASHER	ROSETTA
18	79050736	2	110P	PLAQUE	PIASTRINA
19	14641392	8	55R	RIVET 1,8x9	RIBATTINO 1,8x9
20	79045218	1	216P	RUBBER SECTION	PROFILATO DI GOMMA

OPTIONAL 00580 - 309580211
VARIANTE

CAB - CABINA - CABINE - FAHRERHAUS - CABINA

L1.04 2
N.T.R. 203 - 30.01.1991
604.01.151.03

ROPS CAB
CABINA DI SICUREZZA



OPTIONAL
VARIANTE 00580 - 309580211

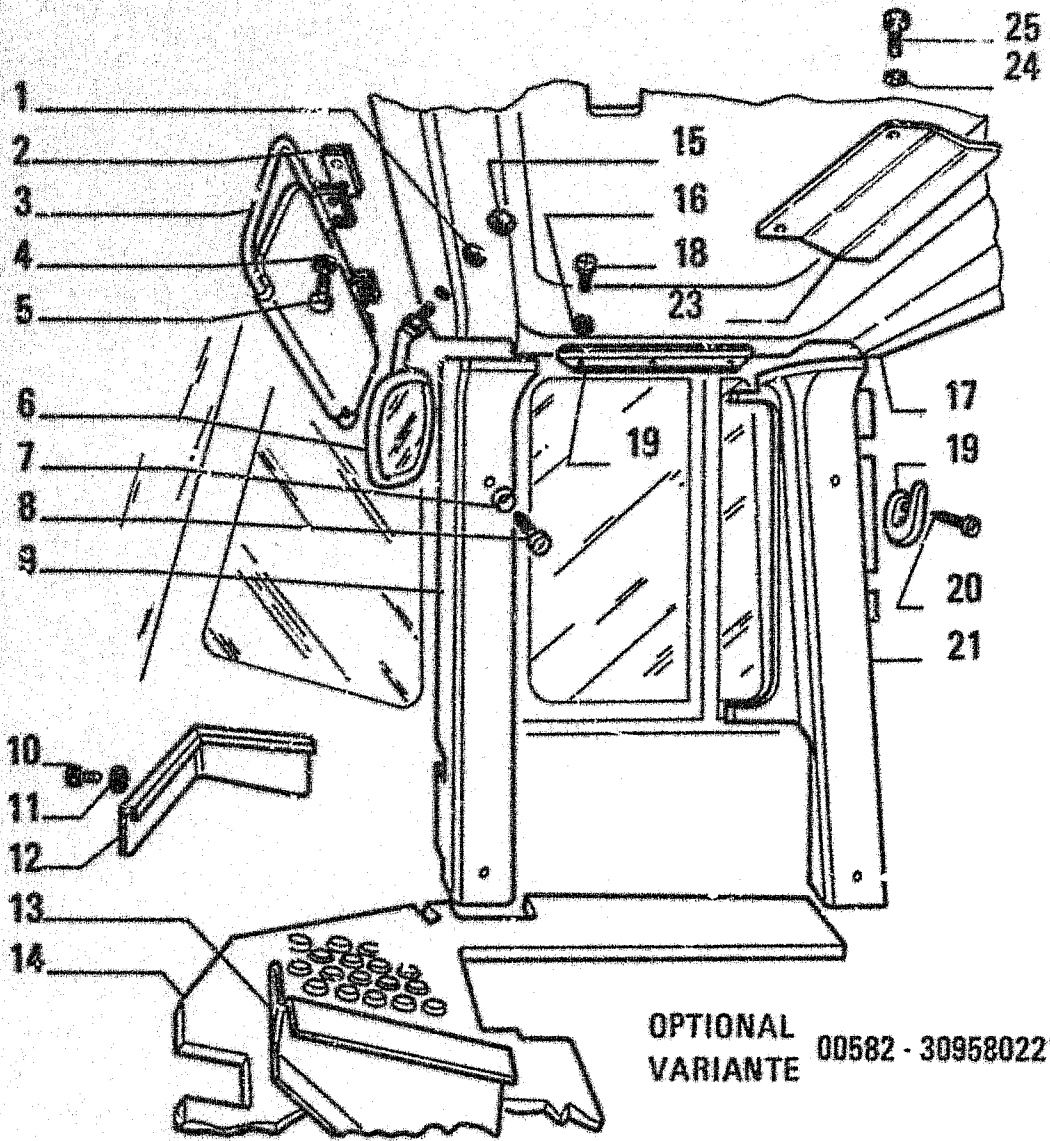
ITEM	PART NUMBER	QTY	TRANS CODE	DESCRIPTION	DESCRIZIONE
1	76013754	1	116R	COVERING	RIVESTIMENTO
2	14496401	2	131R	WASHER 6,4x12,5	ROSETTA 6,4x12,5
3	13276216	2	40V	SCREW 6x1x16	VITE 6x1x16
4	79045095	1	116R	COVERING	RIVESTIMENTO
5	10902231	4	40V	SCREW 6x1x16	VITE 6x1x16
6	76012987	1	334C	DUST BOOT	CUFFIA PARAPOLVERE
7	76013748	1	116R	COVERING	RIVESTIMENTO
8	76013749	1	265C	COVER	COPERCHIO
9	76012988	2	150P	KNOB	POMELLO
10	10571579	4	170R	LOCKWASHER 6,1x1,6	ROSETTA FL. 6,1x1,6
11	10519401	4	131R	WASHER 6,15x12	ROSETTA 6,15x12
12	76015021	1	131R	WASHER	ROSETTA

76015208

CAB - CABINA - CABINE - FAHREIRHAUS - CABINA

H9

DESIGNAZIONE BASE	BASIC DESIGNATION	DESIGNATIONS-BASES	GRUNDBEZEICHNUNGEN	DENOMINACIONES BASE
1016	GRIGLIA	GRID	SCHUTZGITTER	REJILLA
1011	FORCELLE	STRUTS	STREBEN	
1012	FORCELLE RINFORZATE	STRUTS H.D	STREBEN VERSTAERKTE AUSFUEHRUN	
102B	BOMBOLETTA	BOTTLE	FLASCHE	ENVASE DE GAS
102E	ELEVATORE	ELEVATOR	FOERDERER	ELEVADOR
102G	GRU	CRANE	KRAN	GRUA
102P	PIANALE	PLATFORM	PLATTE	PLATAFORMA
1022	LASERPLANE-TRASMETTITORE		LASERPLANE-SENDER	
1023	LASERPLANE-RICEVITORE		LASERPLANE-EMPAENGER	
103A	ASTUCCIO PORTARULLI	ROLLER CASING	HUELSE	CARTER PORTARRO- DILLOS
103A				
103E	ESPULSORE	EJECTOR		
103M	MOLLA A DIAFRAMMA	DISC SPRING	RONDELLE-RESSORT	FEDERSCHEIBE
103M				
103P	PIANTONE	STEERING COLUMN	COLONNE DIRECTION	LENKSAEULE
103S	SEMICUSCINETTO	HALF BEARING	DEMI-ROULEMENT	LAGGERHALBSHALEN
1030	CILINDRI ANGOLAZIONE	ANGLE CYLINDERS	CYLINDRES AD	SCHWENKZYLINDER
104A	ATTACCO PER ATTREZZI	EQUIPMENT MOUNTING	ATTELAGE DES OU- TILS	SCHWENKZYLINDER GERAETEKUPPLUNG
104A				
104G	GRUPPO COMANDO DI DISTRIBUZIONE	CAMSHAFT DRIVE SET	JEU DE COMMANDE DE DISTRIBUTION	ENGANCHE DE ROS UTILES
104G				
104S	SEMIDISCO	HALF DISC	DEMI-DISQUE	STEUERUNGSANTRIEB- SATZ
1040	BRACCI E TIRANTI (HSU-HS)	PUSHBEAMS AND STRUTS (HSU-HS)	BRAS ET TIRANTS (HSU-HS)	HALBSCHEIBE
1041	BRACCI E TIRANTI (HS-L)	PUSHBEAMS AND STRUTS (HS-L)	BRAS ET TIRANTS (HS-L)	SCHUBARME UND STREBEN(HSU-HS)
1042	BRACCI E TIRANTI (HS)	PUSHBEAMS AND STRUTS (HS)	BRAS ET TIRANTS (HS)	SCHUBARME UND STREBEN(HS-L)
1043	BRACCI E TIRANTI (TILT-PITCH)	PUSHBEAMS & STRUTS(TILT-PITCH)	BRAS ET TIRANTS (TILT-PITCH)	SCHUBARME UND STREBEN(HS)
105A	AVVISATORE ACUSTICO	HORN	AVVERTISSEUR	SCHUBARME STREBEN(TILT-PITCH)
105F	FUNE	CABLE	CABLE	HUPE
105G	GRUPPO DI ROTAZIONE	ROTATION UNIT	GROUPE DE ROTATION	DRABTSEIL
105M	MOLLETTA	SPRING FASTENER	AGRAFE	DRAHTSEIL
105P	PIASTRA	PLATE	PLAQUE	DREHAGGREGAT
105R	RISCALDATORE	HEATER	RECHAUFFEUR	KLEMMSTUECK
105S	SEMIGIUNTO	HALF COUPLING	DEMI-JOINT	PLATTE
106B	BORDINO	MOLDING	PROFILE	HEIZUNG
106G	GRUPPO AMMORTIZZANTE	SHOCK ABSORBING UNIT	GROUPE AMORTISSEUR	HALBGELENK
106R	RISCALDATORE ELETTRICO	HEATING ELEMENT	RECHAUFFEUR ELEC- TRIQUE	PROFIL
106R				STOSSDAEMPFER
106S	SEMIGUARNIZIONE	HALF GASKET	DEMI-JOINT	ELEKTRISCHE
1065	CILINDRO TILT (ALL-HYDRAULIC)	TILT CYLINDER (ALL-HYDRAULIC)	CYLINDRE DE TILT(ALL-HYDRAULIC)	HEIZGERAET
107B	BORDO DI GOMMA	WEATHERSTRIP	CAOUTCHOUC	DICHTUNGSHAELFTE
				TILT ZYLINDER (ALL-HYDRAULIC)
				PROFILGUMMI
				GOMA



OPTIONAL
VARIANTE 00582 - 309580221

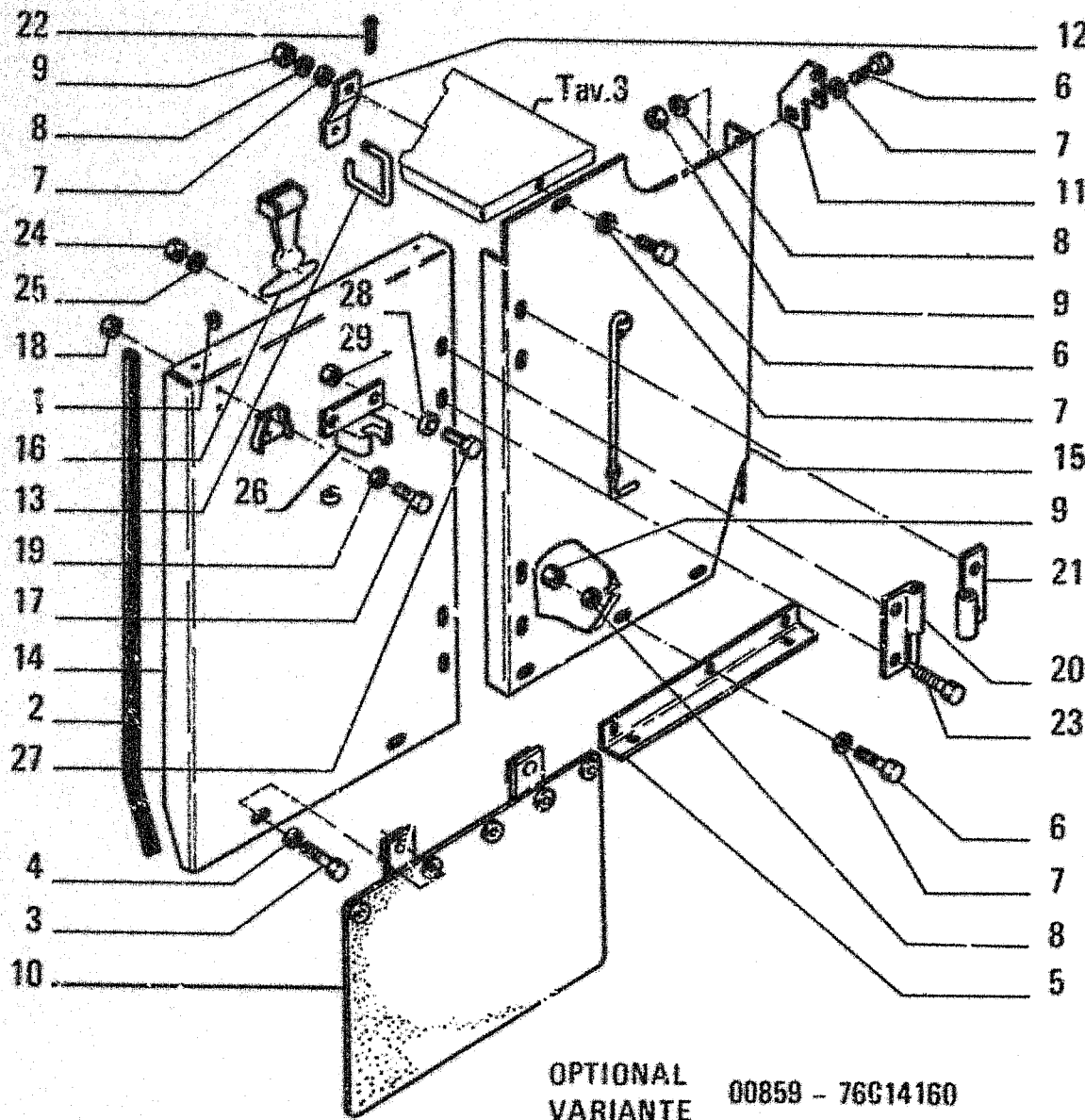
I T E M	PART NUMBER	Q T Y	TRANS CODE	DESCRIPTION	DESCRIZIONE
23	78015589	1	20SS	DOOR D2130	SPORTELLO D2130
24	79076208	2	131R	WASHER D2130	ROSETTA D2130
25	15916306	2	40V	SCREW D2130	VITE D2130

ROPS CAB - SPECIAL
CABINA DI SICUREZZA - SPECIAL

76015212
CAB - CABINA - CABINE - FAHRERHAUS - CABINA

L1.04/1	7
N.T.R. 173 - 30.11.1988	
604.91.151.01	

DESIGNAZIONE BASE	BASIC DESIGNATION	DESIGNATIONS-BASES	GRUNDBEZEICHNUNGEN	DENOMINACIONES BASE	
1170	INDICATORE POSIZIONE BENNA	BUCKET LEVEL INDICATOR	MISE A NIVEAU DU GODET	SCHAUFELSTELLUNGSANZEIGER	NIVELACION DE LA CUCHARA
1171	POSIZIONATORE AUTOMATICO BENNA	BUCKET LEVELER	MISE A NIVEAU AUTOMAT. GODET	AUTOMAT.SCHAUFEL-RUECKSTELLUNG	NIVELACION AUTOMATICA CUCHARA
118F	PIASTRA MAGNETICA	MAGNETIC PLAQUE	PLAQUETTE MAGNETI- QUE	MAGNETBLECH	IMAN
118P	SERRAFILO	TERMINAL SCREW	SERR-FIL	ANSCHLUSS-HELMME	BORNE
118S	DISPOSITIVO KICK-OUT	HOOK KICK-OUT	ARRET AUTOMATIQUE BRAS	AUTOMAT.HUBAB-SCHALTUNG	LIMITE AUTOMATICO DEL BRAZO
119M	MORSETTIERA	CONNECTION BLOCK	PLAQUE DE JONCTION	KLEMMLEISTE	CAJA DE CONTACTOS
119T	TESTA	HEAD	TETE	KOPF	CABEZA
120A	AUTOPILOTA	AUTOPILOT	AUTOPILOTE	SCHALTSTEUERGRUPPE	AUTOPILOTO
120B	BOTTONE	BUTTON	BOUTON	KNOPF	BOTON
120C	GUARNIZIONE PIANA	GASKET	JOINT	FLACHDICHTUNG	GUARNICION
120M	MORSETTO ELETTRICO	TERMINAL CONNECTOR	BORNE	KABELKLEMME	AGARRADERA
120P	PIATTELLO	PLATE	COUPELLE	TELLERSCHEIBE	PLATILLO
120R	ROCCETTO	REEL	BOBINE	ZUENDSPULE	BOBINA
120S	SERRATURA	LOCK	SERRURE	SCHLOSS	CERRADURA
120T	TESTA DI REGISTRO	ADJUSTING SLEEVE	EMBOUT DE REGLAGE	EINSTELLBUECHSE	TUERCA DE REGLAJE
1200	BRACCI CARICATORE LUNGI	LONG BOOM	BRAS LONG	LANGER LADEARM	
121B	BOTTONE DI GOMMA	RUBBER STUD	BOUTON CAOUTCHOUC	GUMMIBOLZEN	PITON DE CAUCHO
121C	CHIUSURA LAMPO	SLIDE FASTENER	FERMETURE ECLAIR	REISSVERSCHLUSS	CIERRE DE CREMA- LLERA
121G					
121M	MORSETTO A MANO	HAND VICE	EILAU A MAIN	KLEMMBACKE	TORNILLO DE MANO
121P	PIATTELLO DELLA PUNTERIA	TAPPET PLATE	PASTILLE DE POUSSOIR	DISTANZSCHEIBE	PLATILLO DE EMPU
121P					
121S	SEPARATORE DI CONDENSA	WATER SEGREGATOR	SEPARATEUR D'EAU	KONDENSWASSER- ABSCHIEDER	SEPARADOR DE AGUA
121S			CONDENSEE		
122F	FINO AL MOTORE IDRAULICO...	UP TO HYDRAULIC MOTOR...	JUSQU'AU MOTEUR HYDRAULIQUE...	BIS HYDRAULIKMOTOR...	HASTA EL MOTOR HIDRAULICO...
122G	GUARNIZIONE	SEAL	GARNITURE	DICHTUNG	GUARNICION
122P	PIGNONE	PINION	PIGNON	RITZEL	PINON
123F	FINO AL RIDUTTORE...	UP TO REDUCTION GEAR...	JUSQU'AU REDUCTEUR...	BIS UNTERSETZUNGSGETRIEBE...	HASTA EL REDUCTOR...
123G	GUARNIZIONE TENUTA FRONTALE	SEAL ASSY	GARNITURE FRONTAL	LIFE TIME-DICHTUNG	SELLO
123P	PIGNONE CONICO	BEVEL PINION	PIGNON CONIQUE	KEGELRITZEL	PINON CONICO
123S	SERVOCOMANDO	SERVO-CONTROL	SERVO-COMMANDE	SERVOSTEUERUNG	SERVOMANDO
124B	BRACCIOLO SEDILE	ARMREST	ACCOUDOIR DE SIEGE	ARMLEHNE	APOYABRAZO
124F	FINO AL ...	UP TO ...	JUSQU'AU...	BIS ...	HASTA EL ...
124M	MOTOPOMPA	MOTOR PUMP	POMPE A MOTEUR	PUMPENAGGREGAT	BOMBA DE MOTOR
124P	PINZA AUTOCENTRANTE	COLLET	PINCE FENDUE	SPANNZANGE	PASADOR DE MUELLE
124S	SERVODISTRIBUTORE	SERVO-VALVE	SERVO-DISTRIBUTEUR	VORSTEUERVENTIL	SERVOVALVULA
125F	FORCA	FORK			
125P	PINZA	PLIERS	PINCES	ZANGE	ALICATES
125S	SERVOFRENO	BRAKE BOOSTER	SERVO-FREIN	SERVOBREMSE	SERVOFRENO



FIATALLIS FR15B

L3.04 TAV. 4 PAG.2

ITEM	PART NUMBER	QTY	TRANS CODE	DESCRIPTION	DESCRIZIONE
18	70817385	6	100 NUT		DADO
		4	100 NUT C3303		DADO C3303
19	70917395	6	131R WASHER		ROSETTA
		4	131R WASHER Z3303		ROSETTA C3303
20	70738583	2	140C HINGE		CERNIERA
21	70738566	2	140C HINGE		CERNIERA
22	10795101	2	270C COTTER PIN 1,3x23,7		COPIGLIA 1,3x23,7
23	70822763	16	40V SCREW		VITE
24	70833623	16	100 NUT		DADO
25	70677066	16	131R WASHER		ROSETTA
26	76010686	2	60T BLOCK D3303		TASSELLO D3303
27	13272111	4	40V SCREW 4x0,7x14 D3303		VITE 4x0,7x14 D3303
28	12642801	4	131R WASHER 4,15x12,5 D3303		ROSETTA 4,15x12,5 D3303
29	12574011	4	100 NUT 4x0,7x6 D3303		DADO 4x0,7x6 D3303

MUDGUARDS AND FOOTBOARDS - PARAFANGHI E PEDANE - AILES ET MARCHEPIEDS - KOTFLUEGEL
UND TRITTBRETER - GUARDABARROS U PISO

L3.04

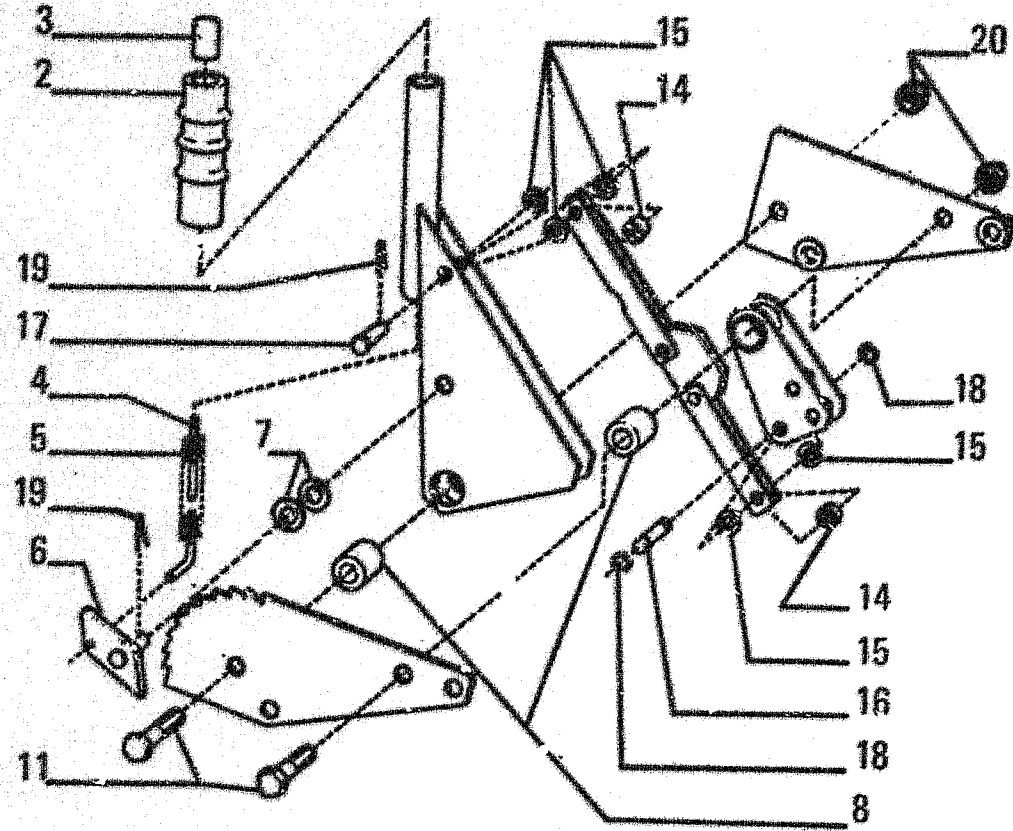
4

N.T.R. 203 - 30.01.1991

604.01.151.03

L9

DESIGNAZIONE BASE	BASIC DESIGNATION	DESIGNATIONS-BASES	GRUNDBEZEICHNUNGEN	DENOMINACIONES BASE
1500	CHIAVE	KEY	CLE	LLAVE
1508	GUIDA DELLA VALVOLA	VALVE GUIDE	GUIDE-SOUPAPE	GUIA DE VALVULA
1509	POMELLO	KNOB	BOUTON	BOTON
150R	RUBINETTO	COCK	ROBINET	GRIFO
1506	SIGLA	TRADE MARK	SIGLE	SIGLA
150T	TIMER	TIMER	TIMER	TIMER
1501	BARRA PORTATTREZZI	TOOL BAR	BARRE PORTEOUTIL	
1518	BARRA	BAR	BARRE	BARRA
151C	CHIAVE A TUBO	PIPE WRENCH	CLE A TUBE	LLAVE DE TUBO
151G	GUIDA DELLA VALVOLA DI ASPIRAZIONE	INTAKE VALVE GUIDE	GUIDE DE SOUPAPE D'ADMISSION	GUIA DE LA VALVULA DE ADMISION
151P	POMELLO DI FISSAGGIO	RETAINING KNOB	POMMEAU DE FIXATION	POMO DE FIJACION
151P				
151S	SIGLA TRATTORE	TYPE PLATE	TYPE	SIGLA TRACTOR
152B	BENNA DA CAVA	QUARRY BUCKET	GODET DE CARRIERE	CUCHARA PARA CANTERA
152G	GUIDA DELLA VALVOLA DI SCARICO	EXHAUST VALVE GUIDE	GUIDE DE SOUPAPE D'ECHAPPEMENT	GUIA DE LA VALVULA DE ESCAPE
152G				
152P	POMPA ACQUA	WATER PUMP	POMPE A EAU	BOMBA DE AGUA
153B	BENNA MORDENTE	CLAMSHELL BUCKET	BENNE PRENEUSE	CUCHARA MORDIENTE
153G	GUIDA DI SCORRIMENTO	SLIDE GUIDE	COULISSE	GUIA DESLIZANTE
153P	POMPA OLIO	OIL PUMP	POMPE A HUILE	BOMBA DE ACEITE
154C	CHIAVE SERRATURA	LOCK KEY	CLE DE SERRURE	LLAVE DE CERRADURA
154P	POMPA ALIMENTAZIONE	FUEL PUMP	POMPE D'ALIMENTATION	BOMBA DE ALIMENTACION
155B	BENNA DA ROCCIA	ROCK BUCKET	GODET DE ROCHE	CUCHARA PARA ROCAS
155G	GIUNTO RAPIDO	QUICK-CONNECTING COUPLING	ACCOUPEMENT RAPID	JUNTA RAPIDA
155P	POMPA	PUMP	POMPE	BOMBA
155R	RULLINO	NEEDLE ROLLER	AIGUILLE	RODILLITO
155S	SILENTBLOC	SILENTBLOC	SILENTBLOC	SILENTBLOC
156B	BENNA TRAPEZOIDALE	TRAPEZOIDAL BUCKET	GODET TRAPEZE	CUCHARA TRAPEZOIDAL
156G	GOLFARE	EYEBOLT	OEIL	ARSOLLA
156P	POMPA A MANO	HAND PUMP	POMPE A MAIN	BOMBA DE MANO
157B	BENNA 4 IN 1	4-IN-1 BUCKET	GODET MULTIPLES	CUCHARA MULTI-USO
157G	GUARNIZIONE ALBERO ROTANTE	LIP SEAL	GARNITURE D'ETANCHEITE	JUNTA
157P	POMPA ARIA	AIR PUMP	POMPE A AIR	BOMBA DE AIRE
157R	RULLO	ROLLER	GALET	RODILLO
158B	BUSTA	ENVELOPE	ENVELOPPE	SOBRE
158C	LINGUETTA A DISCO	WOODRUFF KEY	CLAVETTE	CHAVETA
158G	GUARNIZIONE O-R	O-RING	O-RING	GUARNICION TORICA
158P	POMPA INIEZIONE	INJECTION PUMP	POMPE D'INJECTION	BOMBA DE INYECCION
158T	TRASFORMATORE	TRANSFORMER	TRANSFORMATEUR	TRANSFORMADOR



Q T E M	PART NUMBER	Q T Y	TRANS CODE	DESCRIPTION	DESCRIZIONE
2	73068586	1	20M	HANDLE	MANIGLIA
3	73068594	1	120B	BUTTON	BOTTONE
4	73068585	1	90A	ROD	ASTA
5	73068588	1	100M	SPRING	MOLLA
6	73068593	1	50N	PAWL	NOTTOLO
7	73068588	2	75D	SPACER	DISTANZIALE
8	73068597	2	95B	BUSHING	BOCCOLA
11	73068589	2	40V	SCREW	VITE
14	73068586	2	75D	SPACER	DISTANZIALE
15	73068587	5	75D	SPACER	DISTANZIALE
16	73068592	1	80P	PIN	PERNO
17	73068598	1	80P	PIN	PERNO
18	73068582	2	187A	SNAP RING	ANELLO ELASTICO
19	73068590	2	270C	COTTER PIN	CHIAVETTA
20	73068591	2	10D	NUT	DADO

OPTIONAL
VARIANTE 00026 - 76011991

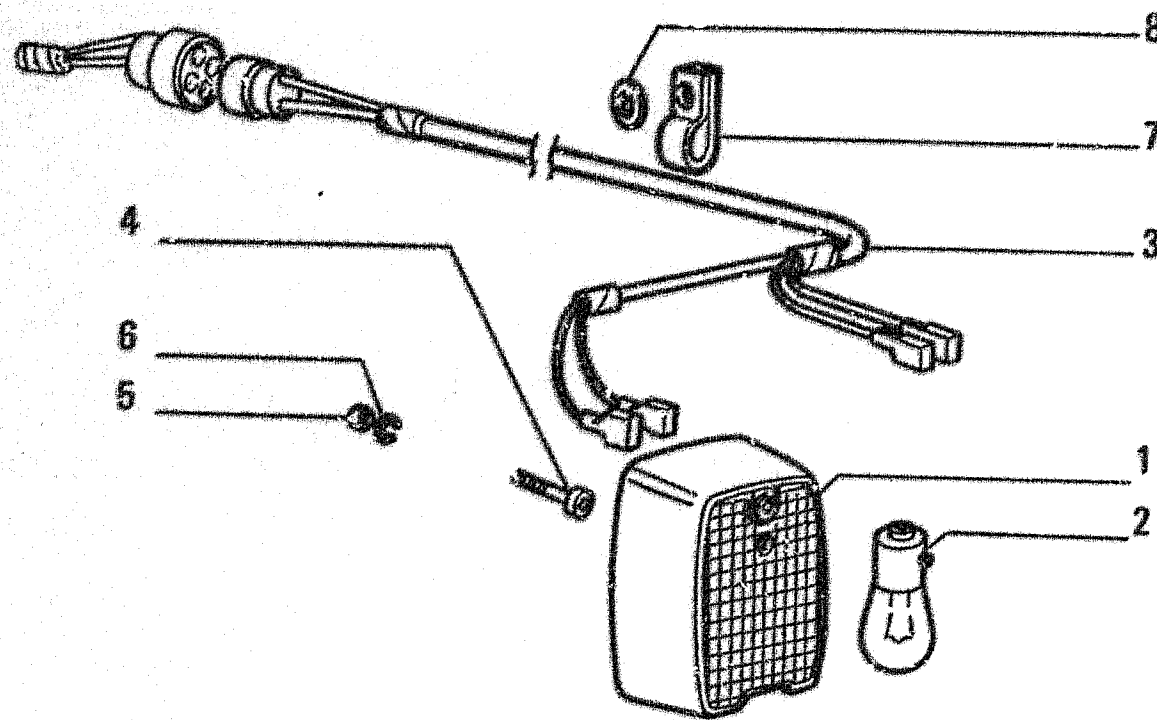
HAND BRAKE
FRENO A MANO

TUV VERSION - VERSIONE TUV - VERSION TUV - TÜV-ZULASSUNG - ANCLASES PARA TUV

M1.02

3

DESIGNAZIONE BASE	BASIC DESIGNATION	DESIGNATIONS-BASES	GRUNDBEZEICHNUNGEN	DENOMINACIONES BASE	
1821	SULLEVATORE IDRAULICO (VELOCE)		RELEVAGE HYDRAULIQUE (RAPIDE)	KRAFTHEBER HYDRAULISCH-SCHNELL	
183P	PORTACENERE	ASHTRAY	CENDRIER	ASCHENBECHER	CENICERO
184C	COLONNETTA	STUD	COLONNETTE	SCHRAUBENBOLZEN	COLUMNA
184S	SPECCHIO	MIRROR	MIROIR	SPIEGEL	ESPEJO
185C	CHIODO	NAIL	CLOU	NIET	CLAVO
185P	PORTACONTATTI	CONTACT CARRIER	PORTE-CONTACTS	KLEMMENHALTER	CAJA DE BORNAS
185S	SPECCHIO RETROVISORE	REAR VIEW MIRROR	RETROVISEUR	RUECKSPIEGEL	ESPEJO RETROVISOR
186A	ALBERO RETROMARCIA	REVERSE SHAFT	ARBRE ARRIERE	WELLE-RUECKWAERTSGANG	ARBOL MARCHA ATRAS
187A	ANELLO ELASTICO	SNAP RING	ARRETOIR	SPANNRING	AROS ELASTICOS
187C	COMANDO CADUTA LIBERA DI EMERGENZA	FREE FALL CONTROL	COMMANDE DE CHUTE GENCE	NOTSTEUERUNG DES F	MANDO DE CAIDA LIB EMERGENCIA
188A	APPENDIABITI	COAT-HOOK	PORTEMANTOUX	KLEIDERHAKEN	COLGADOR
188C	COLLETORE	MANIFOLD	COLLECTEUR	KRUEMMER	COLECTOR
188P	PORTAFUSIBILE	FUSE HOLDER	PORTE-FUSIBLE	SICHERUNGSSHALTER	PORTAFUSIBILE
189A	ATTUATORE DI ROTAZIONE	SLEWING ACTUATOR	GROUPE DE ROTATION	DREHAGGREGAT	MECANISMO DE ROTACION
189C	COMANDO	CONTROL	COMMANDE	BETAETIGUNGS-VORRICHT.	MANDO
189G					
1967	TUBAZIONI MOTORE-FILTRO ARIA	ENGINE TO AIR CLEANER LINES		LEITUNGEN FUER MOTORLUFTFILTER	
190A	ARRICCHIATORE	EXCESS FUEL	DISPOSITIF CONTROLE INTRODUCTION	MEHRMENGENSYSTEM	SUPLEMENTO DE INYECCION
190C	COMANDO A MANO SPECIALE PER RICAMBI	HAND CONTROL SPECIFIC FOR REPLACEMENTS	COMMANDE A MAIN SPECIAL POUR RECHANGES	HANDBETAETIGUNG EXTRA FUER DEN ERSATZ	MANDO MANUAL ESPECIAL PARA RE-CAMBIOS
190S					
190T	TUBAZIONE	LINE	TUYAU	LEITUNG	TUBO
191C	COMANDO A PEDALE	FOOT CONTROL	COMMANDE AU PIED	FUSSHEBEL	PEDAL
192C	COMANDO DELL'AVVISATORE	HORN BUTTON	COMMANDE D'AVERTISSEUR	HORNBETAETIGUNG	PULSADOR DE BOCINA
192C					
192P	PORTAOGGETTI	UTILITY HOLDER	PORTE-OBJETS	ABLAGE	PORTAOBJETOS
192T	TUBO FLESS.C/RACCORDI	HOSE ASSY	TUYAU FLEXIBLE	SCHLAUCH MIT STUTZEN	TUBO FLEXIBLE
193C	COMANDO PNEUMATICO	AIR CONTROL	COMMANDE PNEUMATIQUE	PNEUMAT.BETAETIGUNG	MANDO NEUMATICO
193C					
193P	PORTALAMPADA	BULB HOLDER	PORTE-LAMPE	LAMPENF.ASSUNG	SCORTE DE LAMPARA
193T	TUBO FUGIDO	TUBE	TUYAU	ROHR	TUBO
194C	COMANDO ELETTROPNEUMATICO	ELECTRO-PNEUMATIC CONTROL	COMMANDE ELECTRO-PNEUMATIQUE	ELEKTROPNEUMATISCHE BETAETIGUNG	MANDO ELECTRO-NEUMATICO
194C					
195C	COMANDO FLESSIBILE	BOWDEN ASSY.	TIRETTE DE COMMANDE	BOWDENZUG	MANDO FLEXIBLE
195C					
195P	PORTAPOLVERIZZATORE	NOZZLE HOLDER	PORTE-PULVERISATEUR	DUESENSTOCK	PORTAINVECTOR
195T	TUBETTO	TUBE	TUBE	ROHR	TUBO
196P	PORTASATELLITI	PLANETARY HUB	PORTE-SATELLITES	PLANETENTRAEGER	EJE DE SATELITES



ITEM	PART NUMBER	QTY	TRANS CODE	DESCRIPTION	DESCRIZIONE
1	79059588	1	9F	LIGHT - LEFT	FANALE - SINISTRO
	79069589	1	9F	LIGHT - RIGHT	FANALE - DESTRO
2	79051018	2	30L	LAMP	LAMPADA
3	76012127	1	111C	CABLE	CAVO
4	13274417	4	40V	SCREW	VITE
5	10718021	4	100	NUT	DADO
6	10571471	4	170R	LOCKWASHER 5,1x1,2	ROSETTA EL. 5,1x1,2
7	70225019	4	231S	CLIP	STAFFETTA
8	12638101	4	131R	WASHER 5,15x14	ROSETTA 5,15x14

OPTIONAL
VARIANTE D9116 - 76014447

FANA VERSION -- VERSIONE FANA -- VERSION FANA -- FANA-ZULASSUNG -- ANCLASES PARA FANA

M1.02/1

2

CLICK HERE TO **DOWNLOAD** THE COMPLETE MANUAL

- Thank you very much for reading the preview of the manual.
- You can download the complete manual from: www.heydownloads.com by clicking the link below



- Please note: If there is no response to CLICKING the link, please download this PDF first and then click on it.

CLICK HERE TO **DOWNLOAD** THE COMPLETE MANUAL