



WD2300 SERIES PARTS MANUAL



Order Number: 812712-006
Revision: B • Printed in Germany



CLICK HERE TO **DOWNLOAD** THE COMPLETE MANUAL

- Thank you very much for reading the preview of the manual.
- You can download the complete manual from: www.heydownloads.com by clicking the link below





- Please note: If there is no response to CLICKING the link, please download this PDF first and then click on it.

CLICK HERE TO **DOWNLOAD** THE COMPLETE MANUAL



COVERS







HYDRAULIC SYSTEM

INDEX	PART NUMBER	PART NAME	NUMBER REQUIRED
1	050006-075	Screw	2
2	050008-065	Nut	2
3	807255	Spinner	1
4	807243	Pin	8
5	807274	Spring	4
6	807256	Cage	1
7	N/A	Ledge	2
8	050067-024	Screw	4
9	810584	Sleeve Nut	4
10	050008-026	Nut	4
11	050017-019	Screw	4
12	054011-007	Grease Nipple	2
13	808473	Plate	4
14	050017-013	Screw	2
15	811697	Sheet	1
16	811698	Sheet	2
17	050009-003	Washer	4
18	050008-001	Nut	4
19	807657	Drive Unit Assembly (see next Page's)	1
20	050005-044	Screw	2
21	807588	Stop	2
22	050068-004	Nut	2
23	805961-001*	Drive Tyre (Vulkollan)	1
	805961-002*	Drive Tyre (Rubber)	1
24	050062-002	Nut	5
25	050006-054	Screw	5
	053050-006	Adhesive	AR
26	804676-003	Brake Assembly (see Section 5)	1
27	050005-082	Screw	3
	050009-012	Washer	3
7/B	807277-001	Ledge Assembly (included 7, 9, 12, 14)	1
7/C	807277-002	Ledge Assembly (included 7, 9, 12, 14)	1
	053002-001	Grease	AR
	053002-005	Grease (Freezer/Corrosion)	AR

* To select appropriate part number, refer to truck data number.
 The truck data number represents truck features.
 Refer to Introduction.

Always Specify Model, Data & Serial Number



ELECTRICAL SYSTEM



ELECTRICAL SYSTEM

Contactor

INDEX	PART NUMBER	PART NAME	NUMBER REQUIRED
0	802820	Contact.	2
1	803689	Contact	4
2	803690	Movable contact.	2
3	803691	Coil.	2
4	803692-001	Spring.	2
5	803693	Cover	2
6	803694	Screw	4

Always Specify Model, Data & Serial Number



ELECTRICAL SYSTEM Instrument

INDEX	PART NUMBER	PART NAME	NUMBER REQUIRED
1	115478	Lens.	1
2	802833	Instrument	1
3	804774	O-Ring	1
4	050025-018*	Screw	2
	819219*	Tube	2
	050025-004*	Screw (Platform)	2
5	807769	Bracket	1
6	050073-002	Spring Nut	2
7	050068-002	Nut	2

* To select appropriate part number, refer to truck data number.
The truck data number represents truck features.
Refer to Introduction.



Always Specify Model, Data & Serial Number

INDEX	PART NUMBER	PART NAME	NUMBER REQUIRED
1	*	1st Mast Stage (see Table)	1
2	*	2nd Mast Stage (see Table)	1
3	050067-058	Screw	2
4	807407	Washer	2
5	807323	Shim	AR
6	050017-023	Screw	2
7	813627	Nut	2
8	803915-001	Shim (0.5 mm)	AR
	803915-002	Shim (1.0 mm)	AR
	803915-003	Shim (1.5 mm)	AR
9	810691	Roller	4
10		Cylinder (see Section 8)	1
11	050008-056	Nut	2
12	802766	Chain Tensioner	1
13	050001-023	Cotter Pin	1
14	802767-001	Chain Pin	2
15	050001-013	Cotter Pin	4
16	*	Chain (see Table)	1
17	050012-006	Retaining Ring	1
18	050012-009	Retaining Ring	2
19	060030-085	Washer	2
20	810669	Chain Pulley	1
21	811467	Axle	1
22	816163	Guard (Yoke)	1
23	050071-012	Screw	2

Lift Height	Index 1	Index 2	Index 16
1700 mm	813588-001	813599-001	051061-021
2010 mm	813588-002	813599-002	051061-015

* To select appropriate part number, refer to truck data number.
 The truck data number represents truck features.
 Refer to Introduction.

Always Specify Model, Data & Serial Number



CYLINDERS

CLICK HERE TO **DOWNLOAD** THE COMPLETE MANUAL

- Thank you very much for reading the preview of the manual.
- You can download the complete manual from: www.heydownloads.com by clicking the link below



- Please note: If there is no response to CLICKING the link, please download this PDF first and then click on it.

CLICK HERE TO **DOWNLOAD** THE COMPLETE MANUAL