



# TC 3000 SERIES PARTS MANUAL



Order Number: 812741-006  
Revision: A • Printed in Germany



CLICK HERE TO **DOWNLOAD** THE COMPLETE MANUAL

- Thank you very much for reading the preview of the manual.
- You can download the complete manual from: [www.heydownloads.com](http://www.heydownloads.com) by clicking the link below



- Please note: If there is no response to CLICKING the link, please download this PDF first and then click on it.

CLICK HERE TO **DOWNLOAD** THE COMPLETE MANUAL



# **COVERS**

---



# COVERS

## Covers Part 4 - 4



---

INDEX	PART NUMBER	PART NAME	NUMBER REQUIRED
1	818674	Bumper	1
2	050009-026	Washer	6
3	050006-050	Nut	6
4	050008-021	Nut	5
5	050009-018	Washer	5
6	818672	Writing Board	1
	804834-004	Rubber Cord	1

Always Specify Model, Data & Serial Number

---

TC 3000



***DRIVE UNIT***





# ELECTRICAL SYSTEM

## Connector Housing and Connectors

INDEX	PART NUMBER	PART NAME	NUMBER REQUIRED
1	803450-001	Connector Housing 2 Pin	AR
	803450-002	Connector Housing 4 Pin	AR
	803450-003	Connector Housing 6 Pin	AR
	803450-004	Connector Housing 8 Pin	AR
	803450-014	Connector Housing 16 Pin	AR
2	803450-010	Connector AWG 18	AR
	803450-011	Connector AWG 24	AR
3	803450-005	Connector Housing 2 Pin	AR
	803450-006	Connector Housing 4 Pin	AR
	803450-007	Connector Housing 6 Pin	AR
	803450-008	Connector Housing 8 Pin	AR
	803450-015	Connector Housing 10 Pin	AR
	803450-009	Connector Housing 12 Pin	AR
	116851	Connector Housing 16 Pin	AR
	803450-013	Connector Housing 24 Pin	AR
4	116858	Connector AWG 18	AR
	803450-012	Connector AWG 24	AR
5	803450-016	Connector Housing 3 Pin	AR
	803450-017	Connector Housing 6 Pin	AR
	803450-018	Connector Housing 8 Pin	AR
6	803450-013	Connector AWG 18	AR

### TOOL (not shown)

117615	Extractor	1
117636	Crimping tool	1

Always Specify Model, Data & Serial Number





# ELECTRICAL SYSTEM

## Control Handle Part 2 - 3

INDEX	PART NUMBER	PART NAME	NUMBER REQUIRED
1	818595	Control Handle Wire	1
2	812894-002	Screw	3
3	808986	Shell	1
4	792940	Nut	2
5	812893-003	Screw	2
6	812893-005	Screw	6
7	808985	Shell	1
8	808987-002	Hand Grip	1
9	808987-001	Hand Grip	1
10	812894-005	Screw	2
11	811932-003	Horn Switch HNS1	1
	811931	Horn Wire	1
12	810336	Cap	2
13	811932-004	Horn Switch HNS2	1
14	814286	Nut	2
15	814287	Washer	2
16	812893-004	Screw	2
17		Control Handle Cap (see next page)	1

Always Specify Model, Data & Serial Number

TC 3000



# ***BRAKE SYSTEM***

---



# PLATFORM Floor Assembly

INDEX	PART NUMBER	PART NAME	NUMBER REQUIRED
1	814574	Mat	1
2	050006-036	Screw	8
3	816890	Flange Sleeve	4
4	055062-004	Cable Bushing	4
5	819205	Base Plate	1
6	050006-031	Screw	4
	053050-006	Threadlocker	AR
7	050009-020	Washer	8
8	055058-007	Buffer	4
9	818207	Spring	2
10	819206	Bezel	2
11	050005-001	Screw	4
	053050-006	Threadlocker	AR
	050009-004	Washer	4
12	819204-002	Bracket	1
13	793288	Bracket	2
14	050003-012	Screw	2
15	055058-008	Buffer	2
16	050006-002	Screw	4
	053050-006	Threadlocker	AR
	050009-001	Washer	4
17	050078-012	Tapered Nut	4
	050009-017	Screw (0.5 mm)	AR
	050009-018	Screw (1.6 mm)	AR
	050009-020	Screw (2.0 mm)	AR
18	811378-007	Sensor	2
19	820764	Bezel	2
20	050008-008	Nut	2
21	050068-003	Nut	4
22	819204-001	Bracket	1

Always Specify Model, Data & Serial Number

CLICK HERE TO **DOWNLOAD** THE COMPLETE MANUAL

- Thank you very much for reading the preview of the manual.
- You can download the complete manual from: [www.heydownloads.com](http://www.heydownloads.com) by clicking the link below



- Please note: If there is no response to CLICKING the link, please download this PDF first and then click on it.

CLICK HERE TO **DOWNLOAD** THE COMPLETE MANUAL