

All rights reserved by **CNHi**.

The information contained in this catalogue is intended to be of a general nature only. **CNHi** may at any time and from time to time, for technical or other necessary reasons, modify any of the details or specifications of the product described in this catalogue.

To be sure of getting accurate, detailed and up-to-date information, an intending buyer should consult his nearest **CNHi** dealer or distributor.

Single item numeration method used in this catalogue may not be used without written consent from **CNHi**.

CLICK HERE TO **DOWNLOAD** THE COMPLETE MANUAL

- Thank you very much for reading the preview of the manual.
- You can download the complete manual from: www.heydownloads.com by clicking the link below



- Please note: If there is no response to CLICKING the link, please download this PDF first and then click on it.

CLICK HERE TO **DOWNLOAD** THE COMPLETE MANUAL

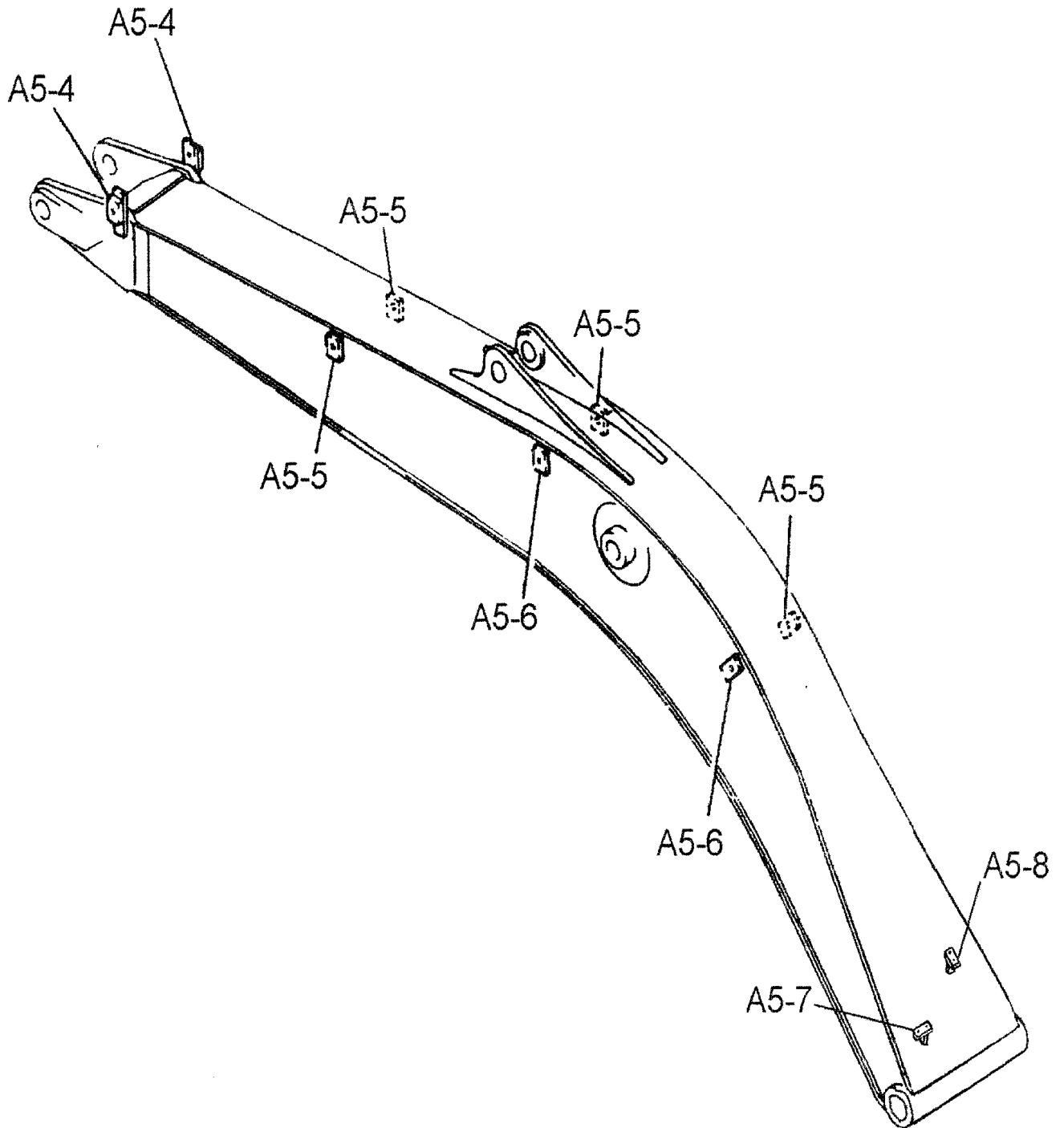
BOOM ASSEMBLY 5.65M (18ft 6in)

REF FN	PART NUMBER	YR/SN	QTY DESCRIPTION
	YN02B00139F1		AR BOOM BOOM GROUP
C1	2444R1117D092		2 HOSE 6.40mm ID x 920mm L (PT1/4-PF1/4) 920mm Long (36-7/32 in)
C2	2444R1117D240		1 HOSE 6.40mm ID x 2400mm L (PT1/4-PF1/4) 2400mm Long (94-1/2 in)
C3	2444R1117D250		1 HOSE 6.40mm ID x 2500mm L HOSE
C4	2444R1117D302		1 HOSE 6.40mm ID x 3020mm L (PT1/4-PF1/4) 3020mm Long (118-57/64 in)
C5	ZH32Z04000		2 90 ELBOW Male, 30 Deg Fl, PF 1/4" x PF 1/4" 90° -- (1/4" PT - 1/4" PT), (Incls. O-Ring ZD12P01100)
C6	ZG91S02000		6 LUBE NIPPLE Straight, PT 1/8" 1/8" PT -- Straight
C7	2445R220D6		2 SEAL 90mm ID x 105mm OD x 6mm Thk Dust -- ID 90 X OD 105 x Th 6mm
	{YN02B00085F1}		AR CYLINDER, INSTALLATION
D1	YN02B01185P1		2 PIN PIN
D2	YN02B01186P1		1 PIN PIN
D3	HS18C16150G1		4 SCREW M16x2.0x150mm
D4	YN02B01108P1		2 BOSS BOSS
D5	ZN18C16013		8 NUT M16 x 2.0 M16x2.0mm
D6	B16T0442D13		1 SHIM 160mm OD x 92mm ID x 1.2mm Thk ID 92 x OD 160 x Th 1.2mm
D7	B16T0442D14		1 SHIM 92mm ID x 160mm OD x 1.6mm Thk ID 92 x OD 160 x Th 1.6mm
D8	B16T0442D15		1 SHIM 160mm OD x 92mm ID x 2.3mm Thk ID 92 x OD 160 x Th 2.3mm
D9	B16T0442D53		1 SHIM 92mm ID x 160mm OD x 0.5mm Thk ID 92 x OD 160 x Th 0.5mm
D10	B16T0442D40		1 SHIM 92mm ID x 160mm OD x 0.9mm Thk ID 92 x OD 160 x Th 0.9mm
D11	YN02B01109D3		1 SHIM 87mm ID x 120mm OD x 1.2mm Thk ID 87 x OD 120 x Th 1.2mm

SK210LC-DYNAMIC ACERA EXCAVATOR ASN YQ07U0101

BOOM ASSY 5.5M (HD)

YQ07U0101~



HYD LINES BOOM (NIBBLER & BREAKER, BREAKER) 5.5M

REF FN	PART NUMBER	YR/SN	QTY DESCRIPTION
	{ }		BOOM HYDRAULIC LINES (NIBBLER & BREAKER, BREAKER)
01	YN01V00037F1		1 BUCKET CYLINDER CYLINDER ASSY, RH BOOM
02	YN01V00038F1		1 HYDRAULIC CYLINDER CYLINDER ASSY, LH BOOM
03	YN01V00039F1		1 CYLINDER CYLINDER ASSY, ARM
	{YN42H00101F1}		AR HYDRAULIC LINES, BOOM
A1	YN42H01510P1		1 RIGID TUBE TUBE
A2	YN42H01511P1		1 RIGID TUBE TUBE
A3	YN42H01508P1		1 RIGID TUBE TUBE
A4	YN42H01509P1		1 RIGID TUBE TUBE
A5	2432T2434		3 CLAMP 38mm W x 129mm L x 15mm Thk Double Line -- 129x38x15mm (Ø29xØ36mm)
A6	ZC26X28014		4 CLAMP Single Line -- 75x37x38mm (Ø28mm)
A7	ZC36X28014		3 CLAMP Double Line -- 100x38x16mm (Ø30mm)
A8	ZD12A01800		10 O-RING 18.77mm ID x 22.33mm OD x 1.78mm Thk ID 18.77 ± 0.12 x OD 22.33mm
A9	ZD12A02100		2 O-RING 23.52mm ID x 27.08mm OD x 1.78mm Thk ID 23.52 ± 0.15 x OD 27.08mm
A10	ZS18C12055		10 SCREW Hex, M12 x 1.75 x 55mm M12x1.75x55mm
A11	ZW26X12000		10 LOCK WASHER 12mm ID x 21mm OD x 3.0mm Thk ID 12 x OD 21 x Th 3.0mm
A12	YN42H01295P1		2 RIGID TUBE TUBE
A13	HG23T12012G1		2 HYD CONNECTOR 1 3/16" - 12 UN x 1 3/16" - 12 UN x 103mm L CONNECTOR
	{YN42H00081F1}		AR HYD LINES, BOOM CYLINDER
B1	YN42H01443P1		1 TUBE TUBE

SK210LC-DYNAMIC ACERA EXCAVATOR ASN YQ07U0101

03-005

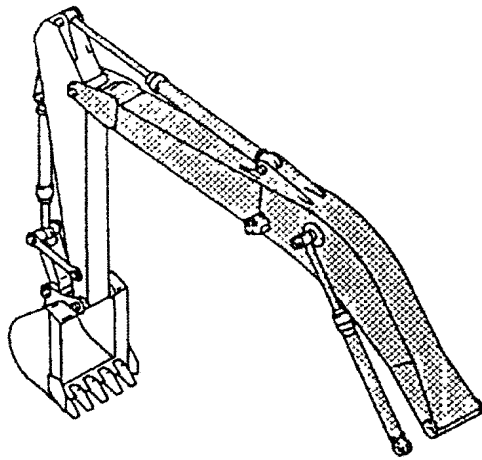
02

p1

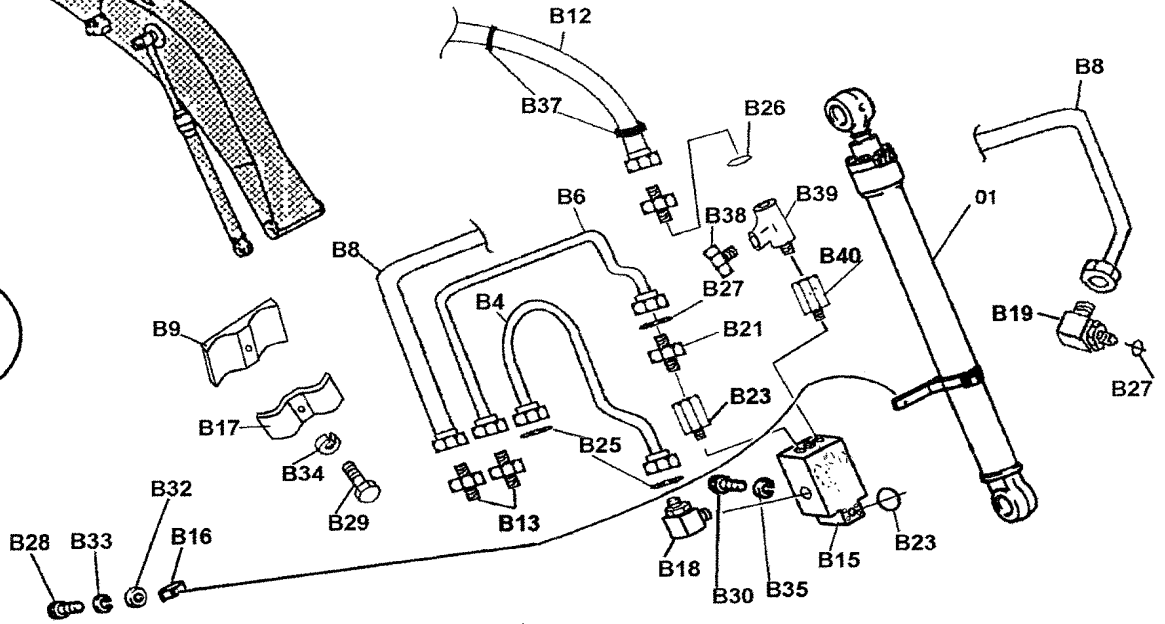
4/2021

HYD LINES BOOM (OPT) 5.5M

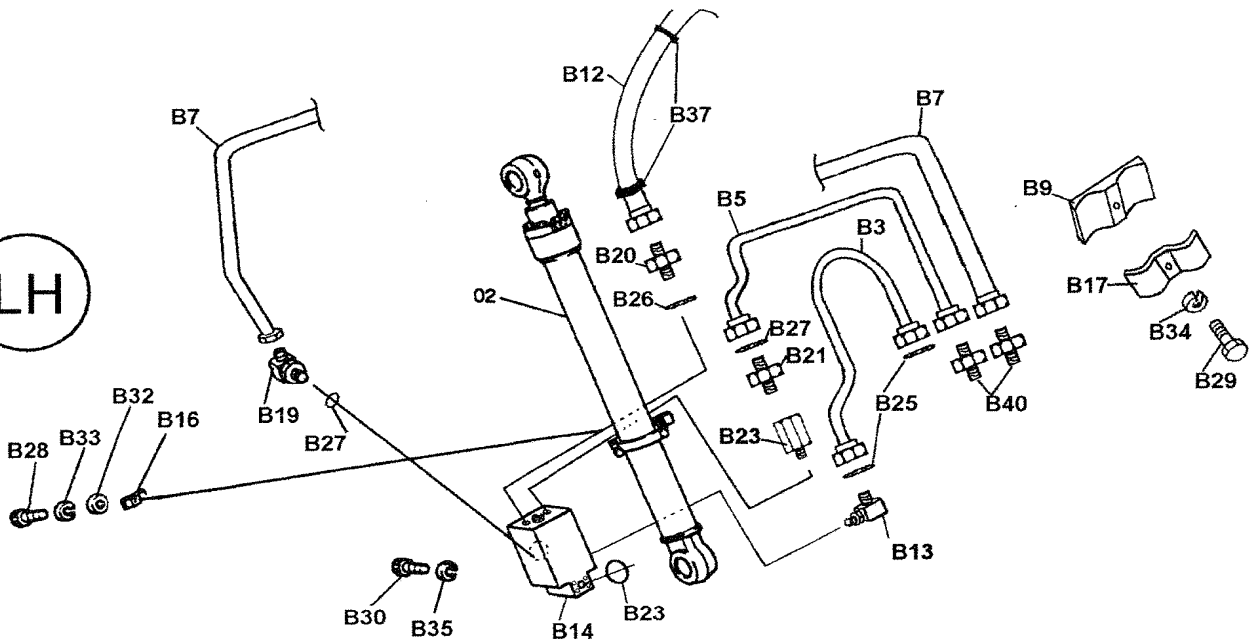
YQ07U0101~



RH



LH



C

03-006

01

p5

4/2021

BOOM HYDRAULIC LINES 5.65M (18ft 6in) (BOOM SAFETY-N AND B) (OPT)

REF FN	PART NUMBER	YR/SN	QTY DESCRIPTION
C8	ZS28C12040		8 SCREW Hex Socket Head, M12 x 1.75 x 40mm M12x1.75x40mm
C9	ZS18C12055		1 SCREW Hex, M12 x 1.75 x 55mm M12x1.75x55mm
C10	ZD12P03400		2 O-RING 33.7mm ID x 40.7mm OD x 3.5mm Thk ID 33.70 ± 0.33 x OD 40mm
C11	ZD12A01800		1 O-RING 18.77mm ID x 22.33mm OD x 1.78mm Thk ID 18.77 ± 0.12 x OD 22.33mm
C12	ZW26K12000		4 LOCK WASHER 12mm ID x 17.8mm OD x 2.5mm Thk ID 12 x OD 17.8 x Th 2.5mm
C14	ZW26X12000		1 LOCK WASHER 12mm ID x 21mm OD x 3.0mm Thk ID 12 x OD 21 x Th 3.0mm
	{YN42H00059F1}		HYD LINES, BOOM
D1	YN42H01345P1		1 TUBE TUBE
D2	YN42H01346P1		1 RIGID TUBE TUBE
D3	YN42H01347P1		1 RIGID TUBE TUBE
D4	YN42H01348P1		1 TUBE TUBE
D5	ZE72X16000		2 PLUG PF 1" (Incls. O-Ring ZD12P02900)
D6	ZD12A01800		1 O-RING 18.77mm ID x 22.33mm OD x 1.78mm Thk ID 18.77 ± 0.12 x OD 22.33mm
D7	ZD12A02100		1 O-RING 23.52mm ID x 27.08mm OD x 1.78mm Thk ID 23.52 ± 0.15 x OD 27.08mm
D8	2432T6122		2 CLAMP 50mm W x 75mm L x 25mm Thk Single Block -- 75x50x25mm
D9	2432T5924		7 CLAMP 50mm W x 80mm L x 25mm Thk Single Block -- 80x50x25mm
D10	YN42H01366P1		1 CLAMP CLAMP
D11	ZE13X16000		8 FLANGE Clamp, Half -- (Incls. Capscrew & Lockwasher)
D12	ZS18C12060		18 SCREW Hex, M12 x 1.75 x 60mm M12x1.75x60mm

SK210LC-DYNAMIC ACERA EXCAVATOR ASN YQ07U0101

03-006

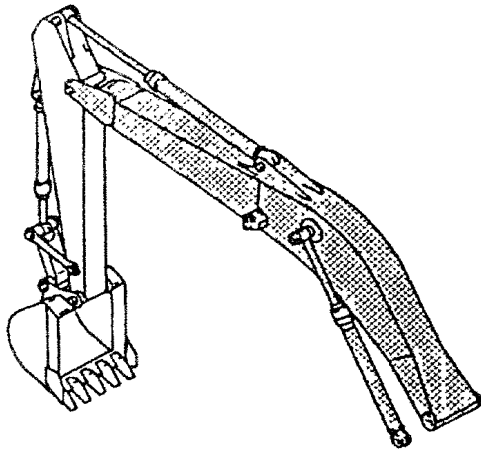
03

p3

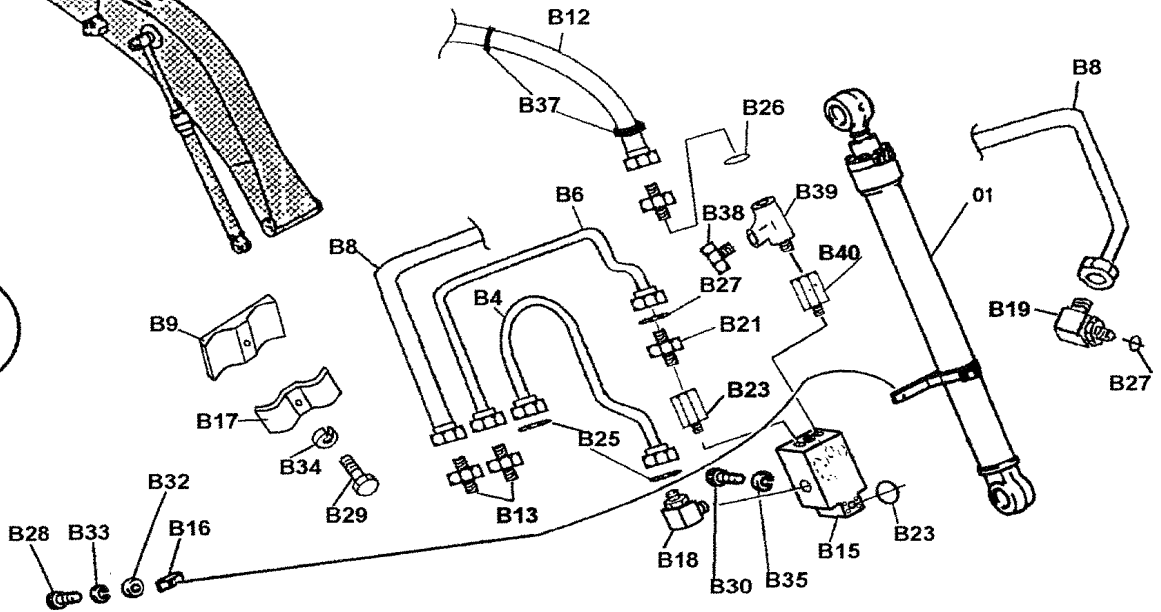
4/2021

HYD LINES BOOM SAFETY-NIBBLER & BREAKER (OPT) 5.5M

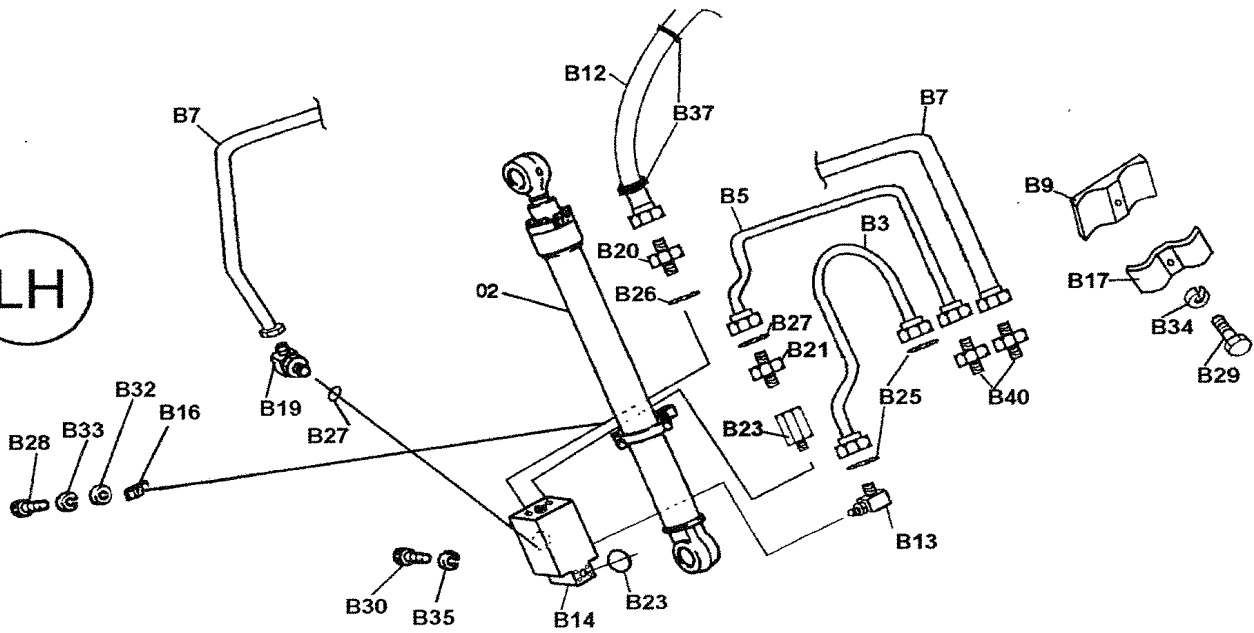
YQ07U0101~



RH



LH



C

03-007

01

p6

4/2021

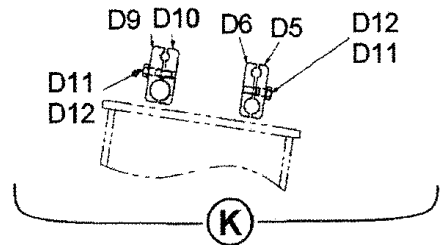
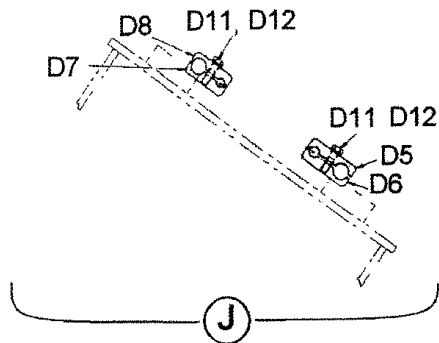
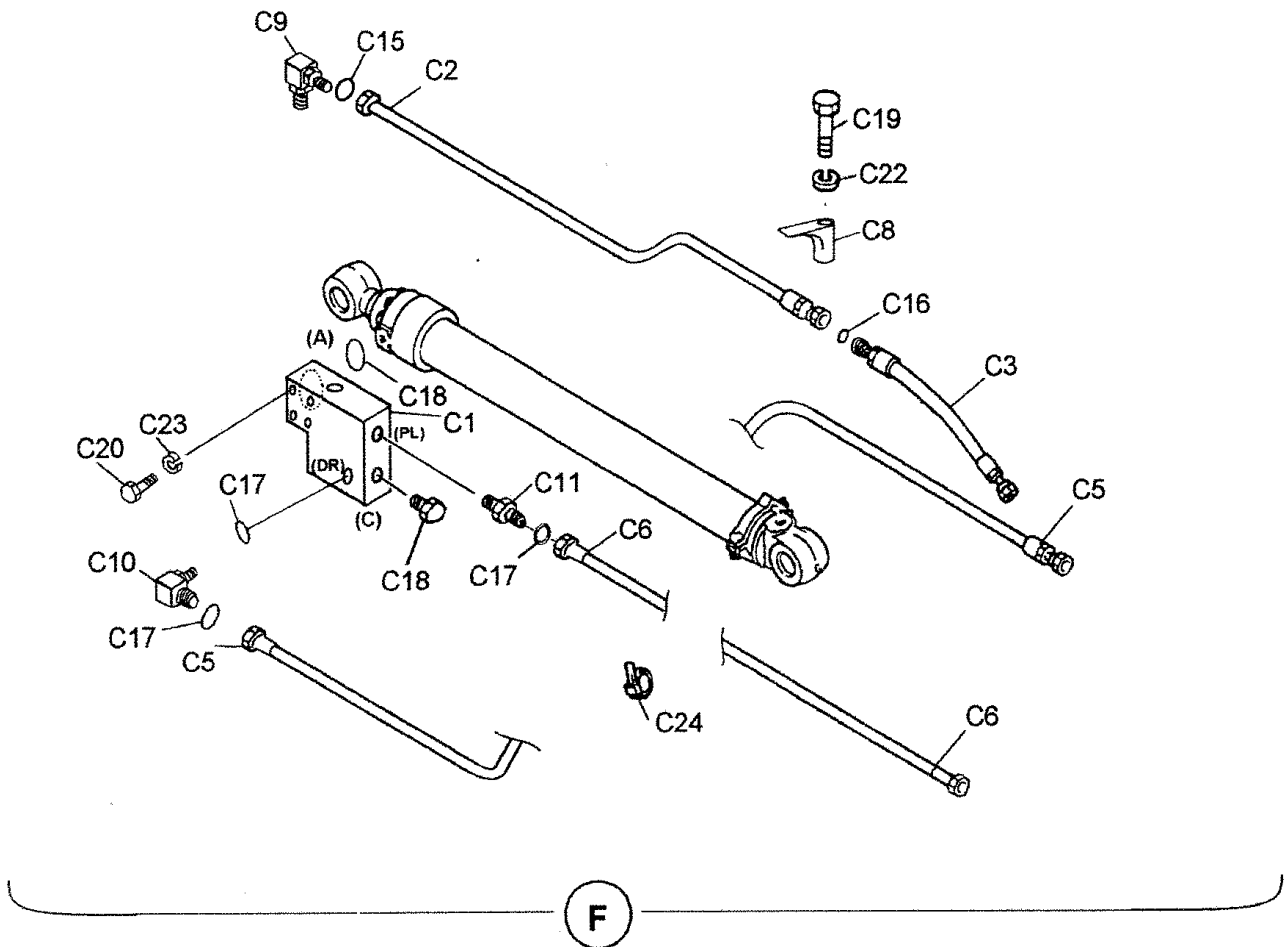
BOOM HYDRAULIC LINES 5.65M (18ft 6in) (BOOM AND ARM SAFETY) (OPT)

REF FN	PART NUMBER	YR/SN	QTY DESCRIPTION
D8	2432T5532		1 CLAMP 32mm W x 82mm L x 19mm Thk Double -- 82x32x19mm Hole Only
D9	2432T5625		3 CLAMP 38mm W x 98mm L x 22mm Thk Double -- 98x38x22mm Hole Only
D10	2432T5626		3 CLAMP 38mm W x 98mm L x 22mm Thk Double -- 98x38x22mm Threaded M12
D11	ZS18C12045		8 SCREW Hex, M12 x 1.75 x 45mm M12x1.75x45mm
D12	ZW26X12000		8 LOCK WASHER 12mm ID x 21mm OD x 3.0mm Thk ID 12 x OD 21 x Th 3.0mm

SK210LC-DYNAMIC ACERA EXCAVATOR ASN YQ07U0101

HYD LINES BOOM & ARM SAFETY (OPT) 5.5M

YQ07U0101~



03-008

01

p7

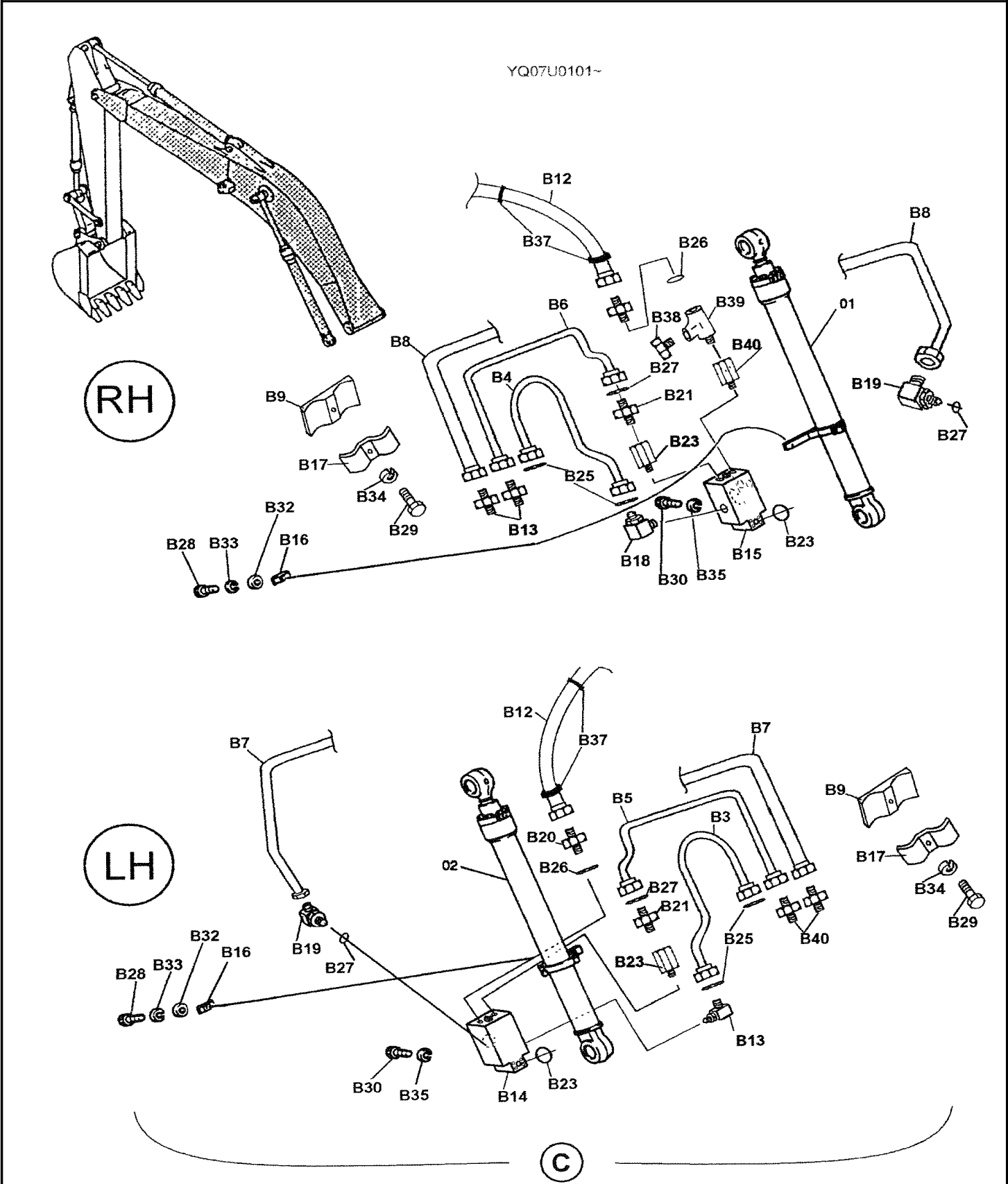
4/2021

BOOM HYDRAULIC LINES 5.65M (18ft 6in) (BOOM AND ARM SAFETY-N AND B) (OPT)

REF FN	PART NUMBER	YR/SN	QTY DESCRIPTION
E15	ZW26K12000		16 LOCK WASHER 12mm ID x 17.8mm OD x 2.5mm Thk ID 12 x OD 17.8 x Th 2.5mm
E16	ZS28C12050		16 CAPSCREW Hex Socket Head, M12 x 1.75 x 50mm SCREW M12x1.75x50mm
E17	ZD12P03400		4 O-RING 33.7mm ID x 40.7mm OD x 3.5mm Thk ID 33.70 ± 0.33 x OD 40mm

SK210LC-DYNAMIC ACERA EXCAVATOR ASN YQ07U0101

HYD LINES BOOM & ARM SAFETY-NIBBLER & BREAKER (OPT) 5.5M



03-008

04

p5

4/2021

HYD LINES BOOM & ARM SAFTY-NIBBLER & BREAKER (OPT) 5.5M

REF FN	PART NUMBER	YR/SN	QTY DESCRIPTION
C16	ZD12A01800		1 O-RING 18.77mm ID x 22.33mm OD x 1.78mm Thk ID 18.77 ± 0.12 x OD 22.33mm
C17	ZD12P01400		2 O-RING 13.8mm ID x 18.6mm OD x 2.4mm Thk ID 13.80 ± 0.19 x OD 18mm
C18	ZD12G03500		1 O-RING 34.40mm ID x 40.60mm OD x 3.10mm ID 34.40 ± 0.33 x OD 40mm
C19	ZS18C12055		1 SCREW Hex, M12 x 1.75 x 55mm M12x1.75x55mm
C20	ZS28C12065		4 SCREW Hex Socket Head, M12 x 65mm M12x1.75x65mm
C21	ZS28C12040		4 SCREW Hex Socket Head, M12 x 1.75 x 40mm M12x1.75x40mm
C22	ZW26X12000		1 LOCK WASHER 12mm ID x 21mm OD x 3.0mm Thk ID 12 x OD 21 x Th 3.0mm
C23	ZW26K12000		8 LOCK WASHER 12mm ID x 17.8mm OD x 2.5mm Thk ID 12 x OD 17.8 x Th 2.5mm
C24	PY01P01043D3		15 CABLE TIE 4.6mm W x 202mm L Wire Ties -- 188mm Long, Not Shown
C25	ZE72X08000 {YN42H00110F2}		1 PLUG PF 1/2" 1/2" PF, (Incls. O-Ring ZD12P01800) HYD LINES, BOOM
D3	2444Z3251		1 FITTING PF 3/8" x M26 x 1.5 x 39mm L 3/8"PF - M26x1.50 x 39mm Long
D4	2444Z3499		1 HYD CONNECTOR 3/8"PF - M22x1.50 x 39mm Long
D5	2432T3993		4 CLAMP 38mm W x 95mm L x 19mm Thk Double Line -- 95x38x19mm Hole Only
D6	2432T3994		4 CLAMP 38mm W x 95mm L x 19mm Thk Double Line -- 95x38x19mm Threaded M12
D7	2432T5531		1 CLAMP 32mm W x 82mm L x 19mm Thk Double -- 82x32x19mm Threaded M12
D8	2432T5532		1 CLAMP 32mm W x 82mm L x 19mm Thk Double -- 82x32x19mm Hole Only
D9	2432T5625		3 CLAMP 38mm W x 98mm L x 22mm Thk Double -- 98x38x22mm Hole Only

SK210LC-DYNAMIC ACERA EXCAVATOR ASN YQ07U0101

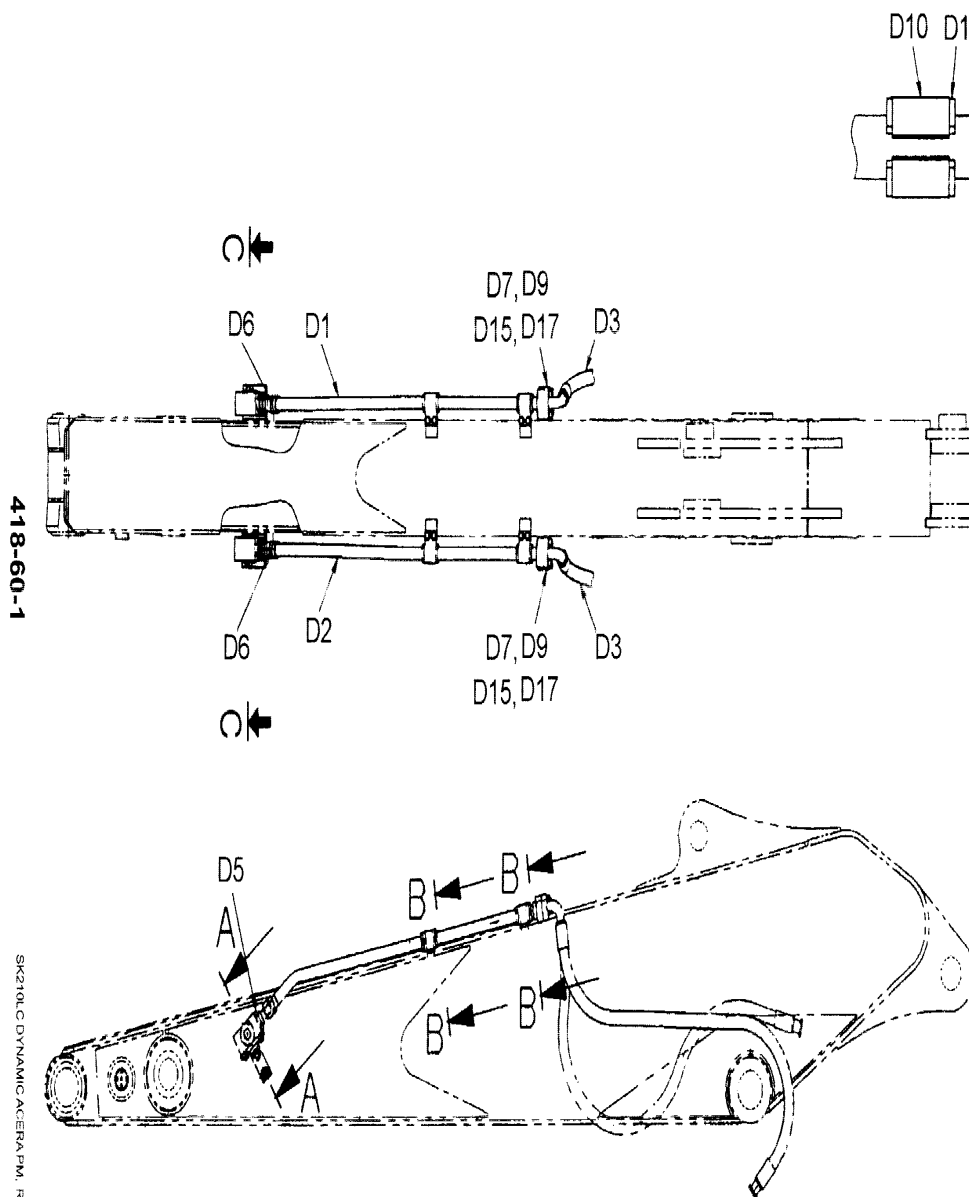
03-012

01

p2

4/2021

ARM HYDRAULIC LINES 2.94M (9ft 7in) (NIBBLER AND BREAKER REWORK) (OPTIONAL)



418-60-1

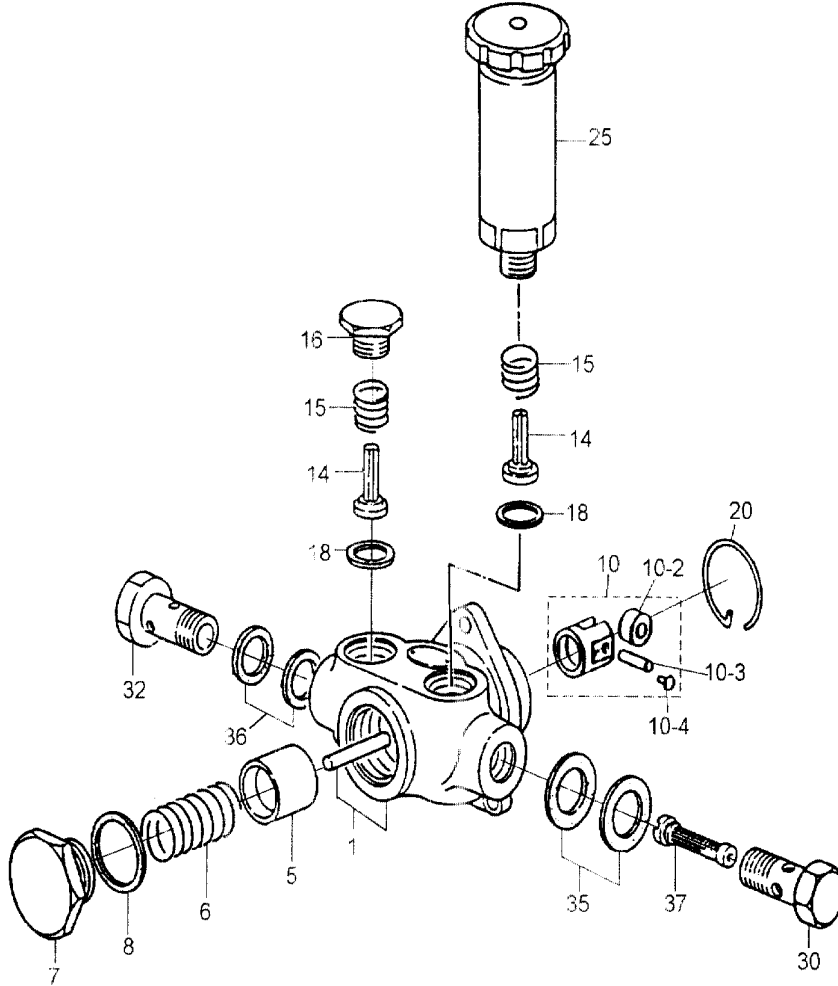
SK210L C DYNAMIC ACERA FM, REV.1 03/00

Y007U0101-
ARM HYDRAULIC LINES 2.94M (9ft 7in)
(NIBBLER & BREAKER REWORK) (OPTIONAL)

DETAIL OF CLAMP

FUEL FEED PUMP

FUEL FEED PUMP (ME730303)

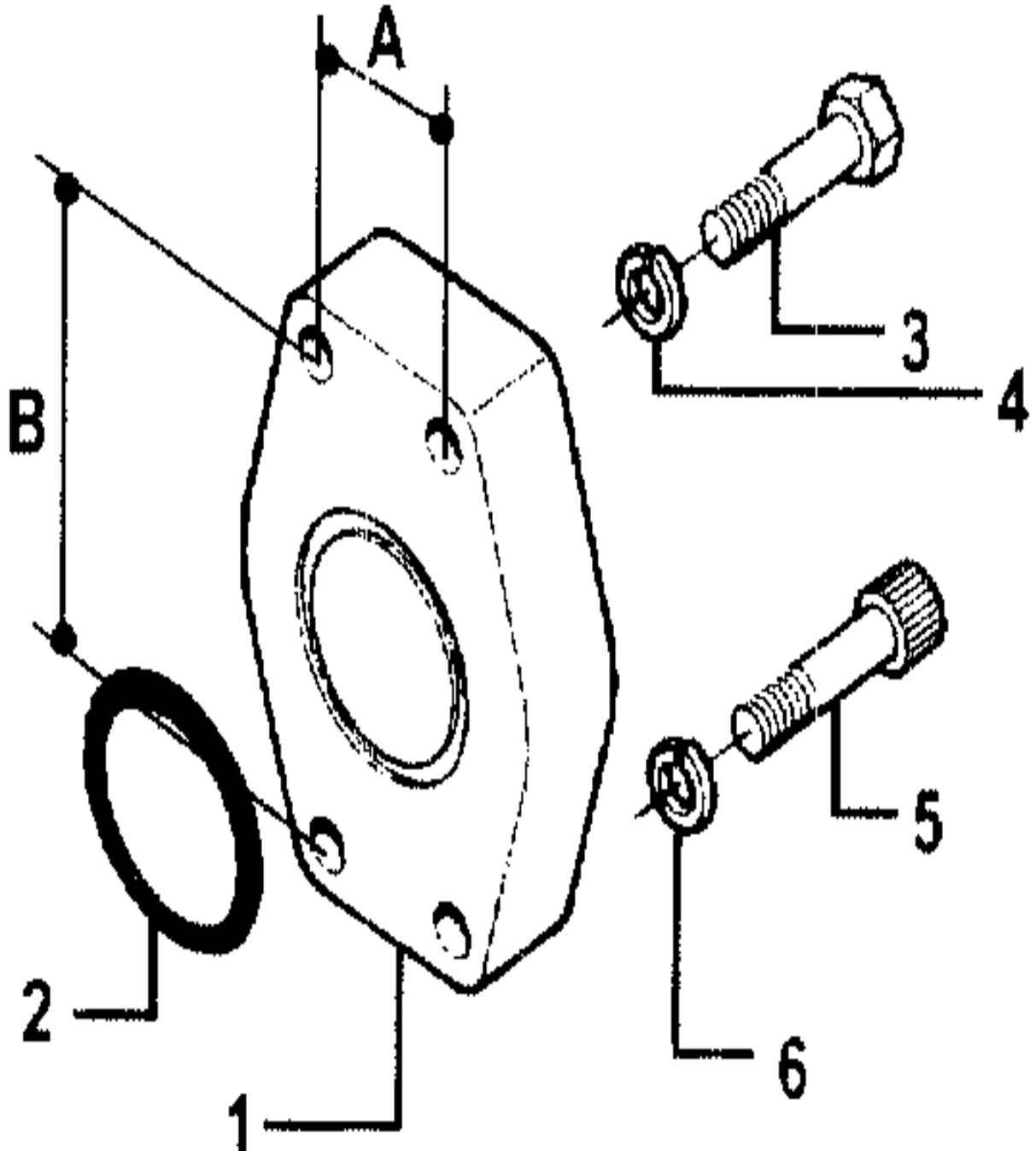


HYDRAULIC SERVICE COMPONENTS--TUBE SLEEVES

REF FN	PART NUMBER	YR/SN	QTY DESCRIPTION
	{		AR TUBE SLEEVES, TYPE: NIPPON A.M.C., TUBE O.D. (0): 8
	ZA93S10000		AR FERRULE 10mm - Tube OD TUBE SLEEVES, TYPE: NIPPON A.M.C., TUBE O.D. (0): 10
	{		AR TUBE SLEEVES, TYPE: NIPPON A.M.C., TUBE O.D. (0): 12
	ZA93S15000		AR FERRULE 15mm - Tube OD TUBE SLEEVES, TYPE: NIPPON A.M.C., TUBE O.D. (0): 15
	ZA93S18000		AR FERRULE 18mm - Tube OD TUBE SLEEVES, TYPE: NIPPON A.M.C., TUBE O.D. (0): 18
	ZA93S22000		AR FERRULE 22mm - Tube OD TUBE SLEEVES, TYPE: NIPPON A.M.C., TUBE O.D. (0): 22
	ZA93S28000		AR FERRULE 28mm - Tube OD TUBE SLEEVES, TYPE: NIPPON A.M.C., TUBE O.D. (0): 28
	{		AR TUBE SLEEVES, TYPE: NIPPON A.M.C., TUBE O.D. (0): 32
	ZA93S35000		AR FERRULE 35mm - Tube OD TUBE SLEEVES, TYPE: NIPPON A.M.C., TUBE O.D. (0): 35
	{		AR TUBE SLEEVES, TYPE: NIPPON A.M.C., TUBE O.D. (0): 38

SK210LC-DYNAMIC ACERA EXCAVATOR ASN YQ07U0101

4-BOLT FLANGE CAPS



PILOT VALVE ASSEMBLY (PROPELLING)

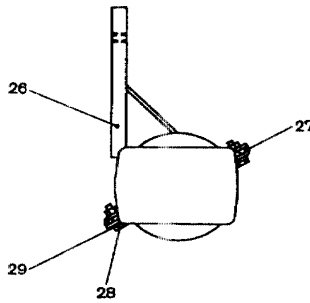
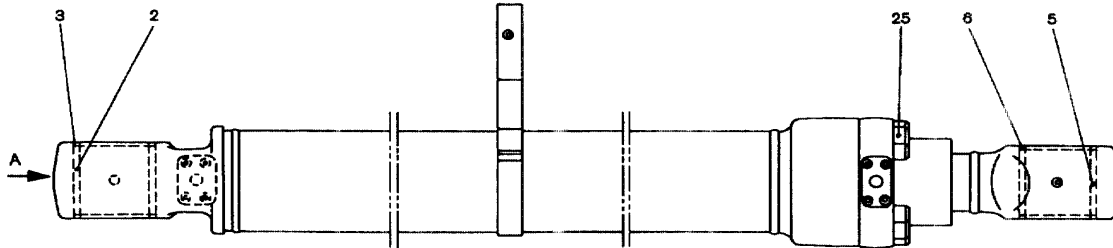
REF FN	PART NUMBER	YR/SN	QTY DESCRIPTION
	LC30V00004F1		AR PILOT VALVE VALVE ASSY, PILOT (LH)
	LC30V00004F2		AR PILOT VALVE VALVE ASSY, PILOT (RH)
1	2436U1142S13		2 SHIM 0.1mm Thk SHIM, t=0.1
2	2436U1487S7		2 SHIM 0.2mm Thk SHIM, t=0.2
3	2436U2755S4		1 SEAT SHEET
4	NSS		2 NOT SOLD SEPARAT SPOOL
5	2436U1354S5		2 SLEEVE SLEEVE
6	2436U1354S6		1 COVER COVER
7	NSS		2 NOT SOLD SEPARAT ROD, PUSH
8	NSS		1 NOT SOLD SEPARAT BODY, FOR F1 ONLY
9	YR30V00004S012		2 SPRING SPRING
10	YR30V00013S009		2 SPRING SPRING
11	NSS		1 NOT SOLD SEPARAT NAME PLATE
12	2436U1354S25		2 SHIM 0.2mm Thk SHIM, t=0.2
13	YR30V00013S012		2 SHIM 0.1mm Thk SHIM, t=0.1
14	YN30V00022S015		1 CAM CAM
15	YN30V00022S016		1 BOOT BOOT
16	YN30V00022S017		1 PIN PIN
18	2436U2412S26		1 PLUG 1/4" PF 1/4"PF
19	ZS23C12020		1 CAPSCREW Hex Socket Head, M12 x 20mm SCREW M12x1.75x20mm
20	2436U1354S15		2 FLANGE BOLT CAPSCREW
21	ZS83C08008		2 SET SCREW M8 x 1.25 x 08mm Set -- M08x1.25x08mm
22	2436U1354S16		2 WASHER WASHER
23	2436U1487S35		2 RIVET SCREW
24	2436U1354S19		2 PIN PIN, SPRING
25	NSS		1 NOT SOLD SEPARAT BALL
26	NSS		3 NOT SOLD SEPARAT BALL
27	ZD11P01000		2 O-RING 9.8mm ID x 13.6mm OD x 1.9mm Thk ID 9.8 ± 0.17 x OD 13.6mm

SK210LC-DYNAMIC ACERA EXCAVATOR ASN YQ07U0101

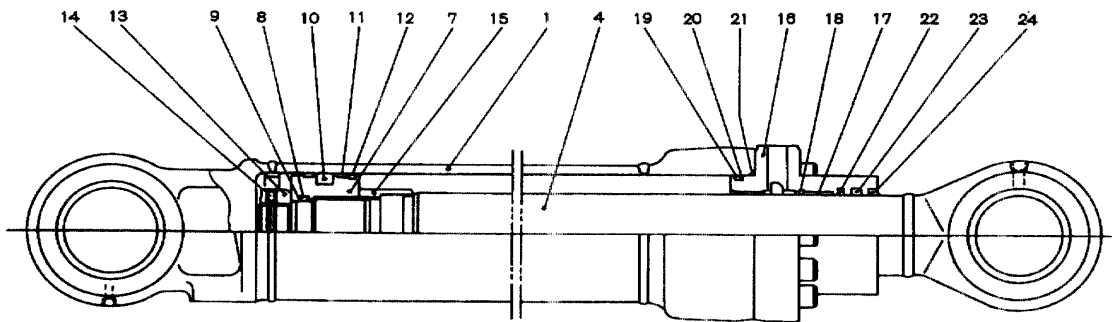
R.H. BOOM CYLINDER ASSEMBLY (P/N YN01V00037F1)

YQ07U0101~

R.H. BOOM CYLINDER ASSEMBLY
YN01V00037F1



VIEW A



PUMP ASSEMBLY (P/N YN10V00007F1)

REF FN	PART NUMBER	YR/SN	QTY DESCRIPTION
	YN10V00007F1		AR PUMP ASSY
1	YN10V00013F1		AR PUMP ASSY, Remarks: NOT SERVICABLE, See P. YN10V00013-1
2	YN10V00014F1		1 PUMP ASSY, GEAR, Remarks: See P. YN10V00014-1
2	YN10V00014F2R		1 REMAN-HYD PUMP GEAR SK210LC DYNAMIC ACERA EXCAVATOR ASN YQ07U0101, ASSY, GEAR, Reman for New PN YN10V00014F1
2	YN10V00014F2C		1 CORE-HYDRAULIC PUMP GEAR Return Number
3	YN10V01004F1		2 VOLTAGE REGULATOR ASSY, Remarks: See P. YN10V01004-1
4	YN35V00018F2		2 SOLENOID VALVE ASSY, Remarks: See P. YN35V00018-1

SK210LC-DYNAMIC ACERA EXCAVATOR ASN YQ07U0101

08-015

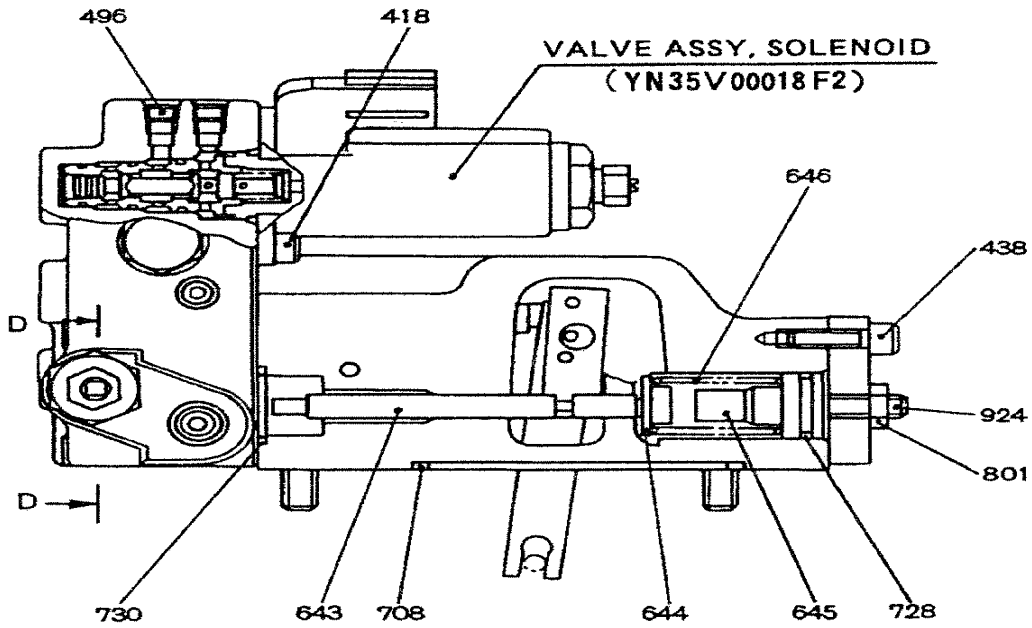
02

p1

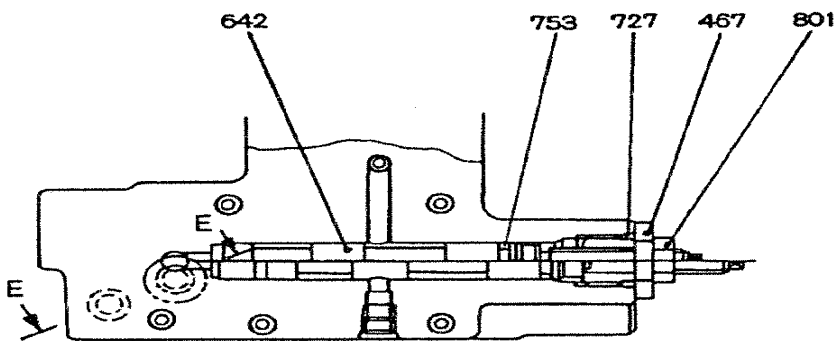
4/2021

REGULATOR ASSEMBLY (P/N YN10V01004F1)

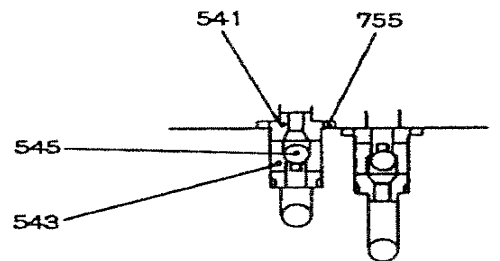
YQ07U0101~



SECTION B-B



SECTION D-D



SECTION E-E

SWING MOTOR ASSEMBLY (P/N YN15V00002F4)

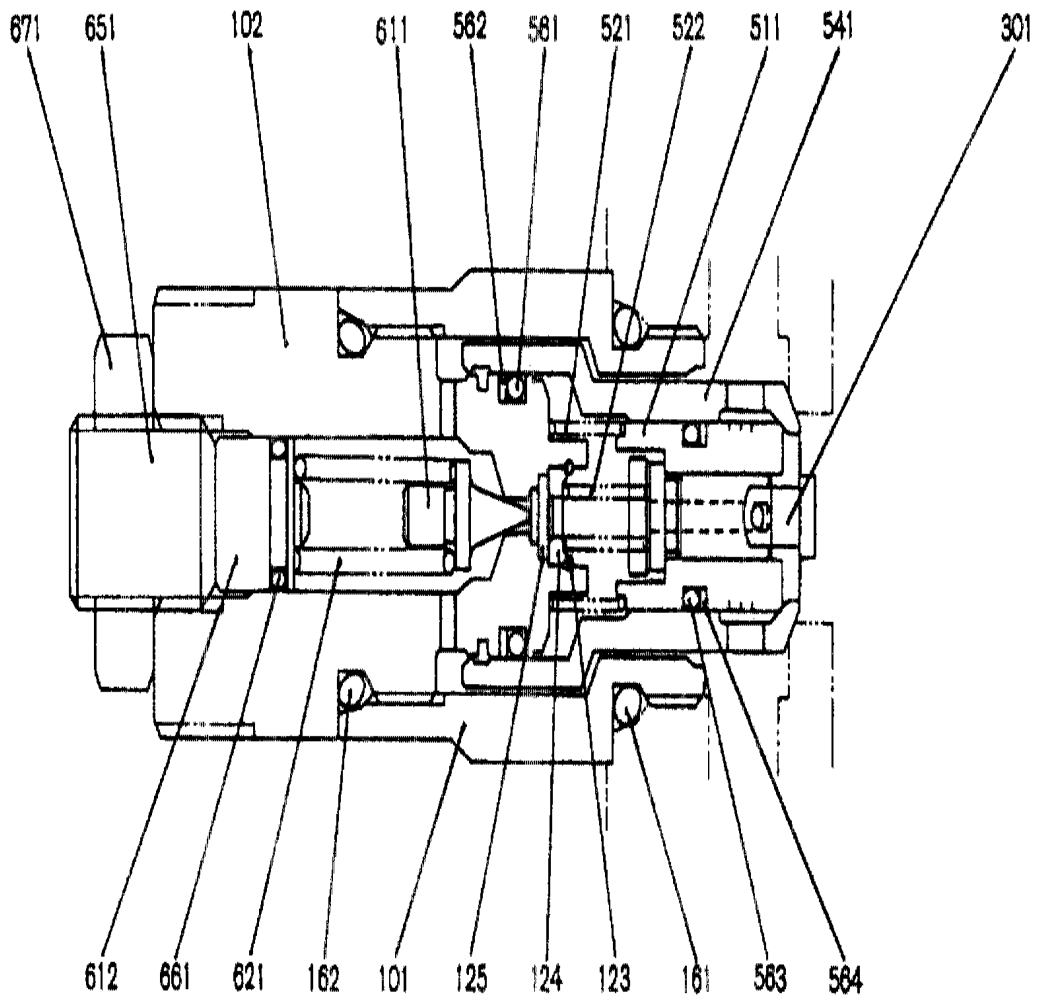
REF FN	PART NUMBER	YR/SN	QTY DESCRIPTION
	YN15V00002F4		AR HYDRAULIC MOTOR SWING MOTOR ASSY
011	YN15V00002S011		1 ROLLER BEARING BEARING, ROLLER
012	YN15V00002S012		2 PLUG PLUG
013	YN15V00002S013		1 GASKET OIL SEAL
014	YN15V00002S014		1 PISTON PISTON, BRAKE
054	YN20V00004F1		1 VALVE VALVE ASSY, SWING-SHOCKLESS, Remarks: See P. YN20V00004-1
20	YN22V00014F1		2 VALVE VALVE ASSY, RELIEF, Remarks: Pre-set at 285 kgf/cm2
20-1	ZD12G03000		1 O-RING 29.40mm ID x 35.60mm OD x 3.10mm ID 29.4 ± 0.29 x OD 35mm
101	YN15V00002S101		1 SHAFT SHAFT
111	YN15V00002S111		1 BLOCK CYLINDER
113	YN15V00002S113		1 BUSHING BUSHING
114	YN15V00002S114		1 SPRING SPRING
116	YN15V00002S116		12 PUSH ROD ROD, PUSH
117	YN15V00002S117		1 SPACER SPACER
118	YN15V00002S118		2 SPACER SPACER
121	NSS		9 NOT SOLD SEPARAT PISTON, Remarks: INCL IN KIT
122	NSS		9 NOT SOLD SEPARAT SHOE, Remarks: INCL IN KIT
123	YN15V00002S123		1 PLATE PLATE, SET
124	YN15V00002S124		1 PLATE PLATE, SHOE
131	YN15V00002S131		1 PLATE PLATE, VALVE
301	YN15V00002S301		1 BODY CASE
303	NSS		1 NOT SOLD SEPARAT CASE, VALVE, Remarks: INCL IN KIT
305	YN15V00002S305		1 BODY COVER
351	YN15V00002S351		2 HYDRAULIC VALVE PLUNGER
355	YN15V00002S355		2 SPRING SPRING
390	2437U407S981		1 LABEL NAMEPLATE

SK210LC-DYNAMIC ACERA EXCAVATOR ASN YQ07U0101

YQ07U0101~

PORT RELIEF VALVE ASSEMBLY

YN22V00002F1, F2, F3, F4, F5, F6, F7, F8, F9

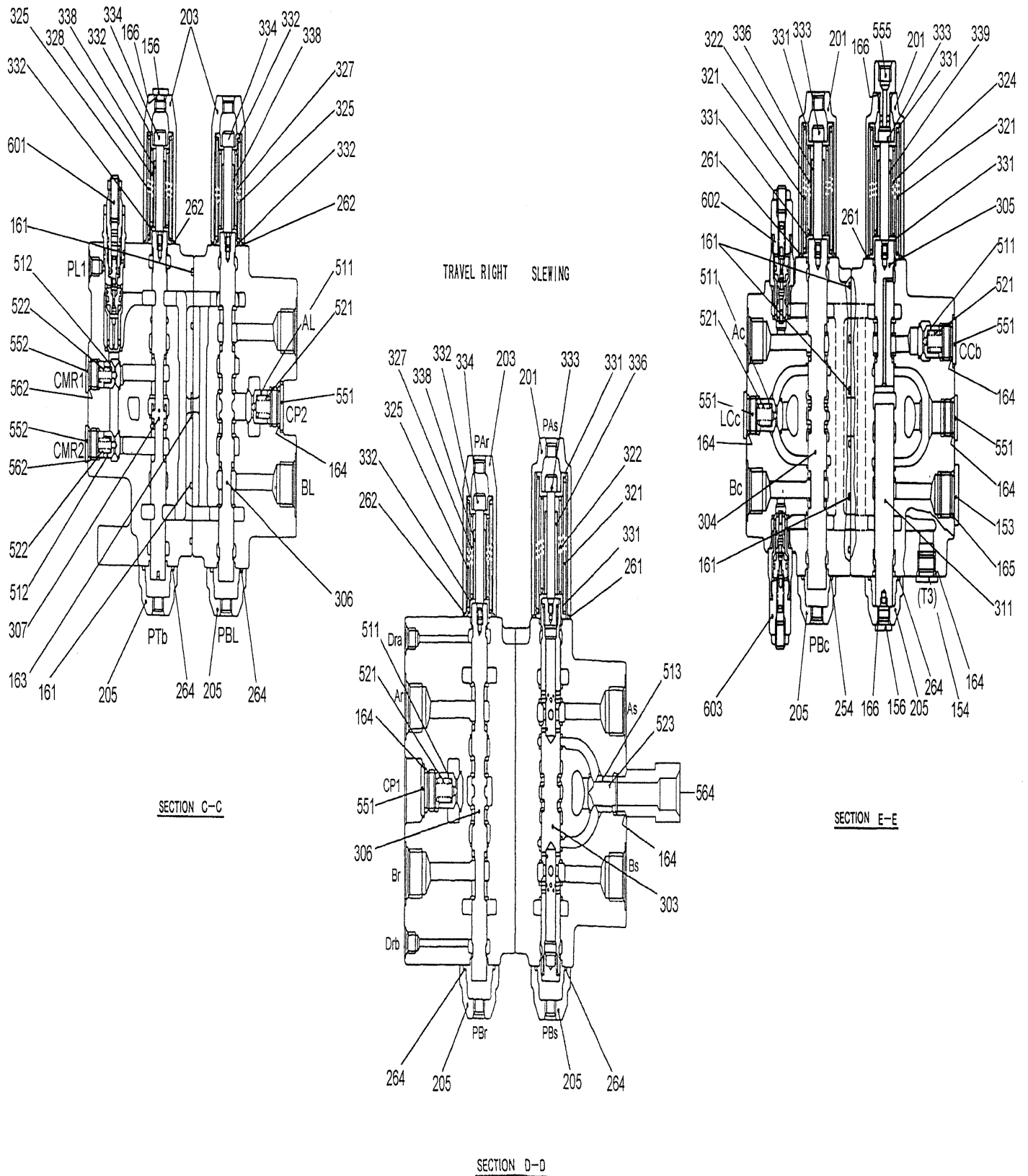


HOLDING VALVE ASSEMBLY (YN28V00009F1 & YN28V00009F2)

REF FN	PART NUMBER	YR/SN	QTY DESCRIPTION
511	NSS		1 NOT SOLD SEPARAT SPOOL
512	NSS		1 NOT SOLD SEPARAT SPOOL
541	NSS		1 NOT SOLD SEPARAT BUSHING
611	2436R682S521		1 SEAT SEAT, SPRING
631	YM28V00001S631		1 PISTON PISTON
641	NSS		1 NOT SOLD SEPARAT SEAT
651	2436R683S651		1 SET SCREW SETSCREW
671	ZN18C12007		1 NUT M12 x 1.75 M12x1.75mm
691	NSS		1 NOT SOLD SEPARAT FILTER
901	NSS		1 NOT SOLD SEPARAT NAME PLATE
902	NSS		2 NOT SOLD SEPARAT PIN
K	YN28V00009R100		1 REPAIR KIT CONSIST OF REF 311, 324,512
K	YN28V00008R200		1 REPAIR KIT CONSISTS OF REF 164, 511,541
K	YN28V00008R300		1 REPAIR KIT (39.7 MPa), (FOR F1 ONLY), CONSISTS OF REF 162, 165,202,312,323,611,641, 651,671,691
K	YN28V00009R400		1 REPAIR KIT (37.8 MPa), (FOR F2 ONLY), CONSISTS OF REF 162, 165,202,312,323,611,641, 651,671,691

SK210LC-DYNAMIC ACERA EXCAVATOR ASN YQ07U0101

CONTROL VALVE ASSEMBLY (P/N YN30V00055F2)



SOLENOID VALVE ASSEMBLY (P/N YN35V00021F1)

REF FN	PART NUMBER	YR/SN	QTY DESCRIPTION
	YN35V00021F1		AR SOLENOID VALVE VALVE ASSY, SOLENOID
311	NSS		1 NOT SOLD SEPARAT SPOOL
312	NSS		1 NOT SOLD SEPARAT SLEEVE
324	NSS		1 NOT SOLD SEPARAT SPRING
361	YN35V00004S361		1 O-RING O-RING
362	YN35V00004S362		1 O-RING O-RING
363	YN35V00004S363		1 O-RING O-RING
801	NSS		1 NOT SOLD SEPARAT SOLENOID
802	YN35V00018S802		1 NUT NUT
861	ZD12P02000		1 O-RING 19.8mm ID x 24.6mm OD x 2.4mm Thk ID 19.80 ± 0.22 x OD 24mm
901	NSS		1 NOT SOLD SEPARAT NAMEPLATE
902	NSS		1 NOT SOLD SEPARAT NAMEPLATE

SK210LC-DYNAMIC ACERA EXCAVATOR ASN YQ07U0101

SECTION INDEX

NAME-PLATE

06-001	01	NAME PLATE INSTALLATION, (YN22T00128F1 & YN22T00128F2), PAGE 1 OF 5
06-001	02	NAME PLATE INSTALLATION, (YN22T00128F1 & YN22T00128F2), PAGE 2 OF 5
06-001	03	NAME PLATE INSTALLATION, (YN22T00128F1 & YN22T00128F2), PAGE 3 OF 5
06-001	04	NAME PLATE INSTALLATION, (YN22T00128F1 & YN22T00128F2), PAGE 4 OF 5
06-001	05	NAME PLATE INSTALLATION, (YN22T00128F1 & YN22T00128F2), PAGE 5 OF 5
06-002	01	NAME PLATE INSTALLATION (CAB)
06-002	02	NAME PLATE INSTALLATION (CAB)
06-002	03	NAME PLATE INSTALLATION (CAB)
06-002	04	NAME PLATE INSTALLATION (CAB)
06-002	05	NAME PLATE INSTALLATION (CAB)
06-002	06	NAME PLATE INSTALLATION (CAB)
06-003	01	NAME PLATE INSTALLATION (YN22T00150F4), PAGE 1 OF 2
06-003	02	NAME PLATE INSTALLATION (YN22T00150F4), PAGE 2 OF 2
06-004		NAME PLATE INSTALLATION (ATTCHMENTS)
06-005	01	NAME PLATE ASSEMBLY (SUNBELT RENTALS)
06-005	02	NAME PLATE ASSEMBLY (SUNBELT RENTALS)
06-005	03	NAME PLATE ASSEMBLY (SUNBELT RENTALS)
06-005	04	NAME PLATE ASSEMBLY (SUNBELT RENTALS)
06-005	05	NAME PLATE ASSEMBLY (SUNBELT RENTALS)
06-005	06	NAME PLATE ASSEMBLY (SUNBELT RENTALS)

NAME PLATE INSTALLATION (CAB)

REF FN	PART NUMBER	YR/SN	QTY DESCRIPTION
B1	YN20T01346P1		1 LABEL LABEL (HEAVY LIFT)
B2	{YN20T01345P1} {YN22T00170F2}		1 N/A LABEL- SUB'D LABEL AR NAME PLATE INSTAL (50ft LONG RANGE) (LIFTING CAPACITY)
B3	YN20T01455P1		1 LABEL LABEL
B4	YN20T01456P1		AR LABEL LABEL (HEAVY LIFT)

SK210LC-DYNAMIC ACERA EXCAVATOR ASN YQ07U0101

NAME PLATE INSTALLATION (CAB)

YQ07U0101-

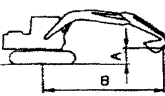
NAME PLATE INSTALLATION (CAB)

(B1) YN20T01346P1

SK210LC-VI LIFTING CAPACITIES (HEAVY LIFT)

Based on machine equipped with
 Arm 9' 8" (2940mm) arm
 Bucket SAE heaped 1.05cu. yd (0.80m³) bucket
 Shoe 31.5" (800mm) triple grouser shoe

A \ B		LOAD RADIUS				
		5' (1.5m)	10' (3.0m)	15' (4.6m)	20' (6.1m)	25' (7.6m)
25' (7.6m)	lb				* 7370	* 7370
	kg				* 3340	* 3340
20' (6.1m)	lb					
	kg					
15' (4.6m)	lb				* 12090	10830
	kg				* 5480	4820
10' (3.0m)	lb	* 27130	* 27130	* 17710	15960	* 14100
	kg	* 12300	* 12300	* 8020	7240	* 6390
5' (1.5m)	lb	* 7850	* 7850	* 22100	14760	15480
	kg	* 3550	* 3550	* 10020	6680	7020
GROUND LEVEL	lb	* 18180	* 18180	24140	14000	14980
	kg	* 8290	* 8290	10920	6350	6800
-5'	lb	* 15470	* 15470	25200	23800	13710
	kg	* 7010	* 7010	11420	10790	6210
-10'	lb	* 23680	* 23680	34920	27360	13760
	kg	* 10740	* 10740	15630	12410	6240
-15'	lb			* 28080	28080	14150
	kg			* 12730	* 12730	6420



- 1 Do not attempt to lift or hold any load that is greater than these rated values at their specified load radius and height. Weight of all accessories must be deducted from the above lifting capacities.
- 2 Lifting capacities are based on machine standing on level, firm, and uniform ground. User must make allowance for job conditions such as soft or uneven ground, out of level conditions, side loads, sudden stoppage of loads, hazardous conditions, experience of operator, etc.
- 3 Radius at bucket lift hook.

- 4 The above rated loads are in compliance with SAE Hydraulic Excavator Lift Capacity Rating Standard J 1097. They do not exceed 85% of hydraulic lifting capacity at 75% of tipping load.
- 5 Rated loads marked with an asterisk (*) are limited by hydraulic capacity rather than tipping load.
- 6 Operator should be fully acquainted with the operator's and Maintenance instructions before operating this machine and rules for safe operation of equipment should be adhered to at all times.
- 7 Capacities apply to only machine as originally manufactured and normally equipped by KOMATSU America, Inc.

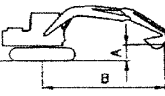
YN20T01346P1

(B2) YN20T01345P1

SK210LC-VI LIFTING CAPACITIES

Based on machine equipped with
 Arm 9' 8" (2940mm) arm
 Bucket SAE heaped 1.05cu. yd (0.80m³) bucket
 Shoe 31.5" (800mm) triple grouser shoe

A \ B		LOAD RADIUS				
		5' (1.5m)	10' (3.0m)	15' (4.6m)	20' (6.1m)	25' (7.6m)
25' (7.6m)	lb				* 6540	* 6540
	kg				* 2960	* 2960
20' (6.1m)	lb					
	kg					
15' (4.6m)	lb				* 10650	10630
	kg				* 4840	4820
10' (3.0m)	lb	* 24210	* 24210	* 15730	* 15730	* 12470
	kg	* 10970	* 10970	* 7130	* 7130	* 5650
5' (1.5m)	lb	* 7160	* 7160	* 8900	14760	14400
	kg	* 3250	* 3250	* 4000	6680	6530
GROUND LEVEL	lb	* 16380	* 16380	* 22040	14000	14980
	kg	* 7430	* 7430	* 9980	6350	6800
-5'	lb	* 13900	* 13900	* 22760	22560	13710
	kg	* 6300	* 6300	* 10320	10230	6210
-10'	lb	* 21370	* 21370	* 31030	27360	13760
	kg	* 9690	* 9690	* 14070	12410	6240
-15'	lb			* 24850	24850	14150
	kg			* 11270	* 11270	6420



- 1 Do not attempt to lift or hold any load that is greater than these rated values at their specified load radius and height. Weight of all accessories must be deducted from the above lifting capacities.
- 2 Lifting capacities are based on machine standing on level, firm, and uniform ground. User must make allowance for job conditions such as soft or uneven ground, out of level conditions, side loads, sudden stoppage of loads, hazardous conditions, experience of operator, etc.
- 3 Radius at bucket lift hook.

- 4 The above rated loads are in compliance with SAE Hydraulic Excavator Lift Capacity Rating Standard J 1097. They do not exceed 85% of hydraulic lifting capacity at 75% of tipping load.
- 5 Rated loads marked with an asterisk (*) are limited by hydraulic capacity rather than tipping load.
- 6 Operator should be fully acquainted with the operator's and Maintenance instructions before operating this machine and rules for safe operation of equipment should be adhered to at all times.
- 7 Capacities apply to only machine as originally manufactured and normally equipped by KOMATSU America, Inc.

YN20T01345P1

NAME PLATE ASSEMBLY (SUNBELT RENTALS)

REF FN	PART NUMBER	YR/SN	QTY DESCRIPTION
	{YN22TU0002F1}		AR NAMEPLATEASSY (SUNBELT RENTALS)
3	YN20T01221P1		2 DANGER DECAL Decal, Danger, Do not use counterweight lifting eyes to lift whole machine...
4	2432T6111		1 WARNING DECAL Decal, Warning, When servicing or repairing machine. Keep surface free of oil...
5	YN20T01405P1		1 WARNING DECAL Decal, Warning, Pressurized hot oil can cause burns. Depress stem or ...
6	{YN20TU1002P1}		3 Decal, SUNBELT Rentals Logo
7	2432P3055		1 LABEL 130mm OD Decal, No Step
8	YN20T01003P2		2 DANGER DECAL Decal, Danger, Keep clear of swing area ...
9	YN20T01337P1		2 DANGER DECAL Decal, Danger, Keep Clear of Machine
11	YN20T01015P2		1 WARNING DECAL Decal, Warning, Improper booster cable connection can cause an explosion...
12	YN20T01010P1		1 WARNING DECAL Decal, Warning, Steam of hot coolant can cause injury or blindness...
13	YN20T01009P1		1 WARNING DECAL Decal, Warning, Rotating parts can cause personal injury...
15	YN20T01220P1		1 CAUTION DECAL Decal, Caution, Engine may be hot which could cause burns...
16	YN20T01216P1		1 LABEL Decal, Warning, Greasing Swing Bearing...
17	2432P2689		1 LABEL 53mm W x 105mm L Decal, Greasing Swing Bearing ...
18	YN20T01213P1		1 LABEL Decal, Diesel Fuel Only

SK210LC-DYNAMIC ACERA EXCAVATOR ASN YQ07U0101

06-005

06

p1

4/2021

NAME PLATE ASSEMBLY (SUNBELT RENTALS)


NAME PLATE ASSEMBLY
(SUNBELT RENTALS)

YQ07U0101~


(22)2432T5613




(24)YN20T01290P2




(25)YN20T01012P1



(27)YN20T01338P1



(28)YN20T01028P1



05-007

p1

4/2021

SPARE PARTS KIT (HIGH RATIO PULLY)

REF FN	PART NUMBER	YR/SN	QTY DESCRIPTION
	YN32T00011F1		AR PULLEY PARTS KIT, SPARE
1	VAME088387		1 PULLEY PULLEY (Ratio-1.16)
2	VAMH014385		1 SET OF 2 BELTS 1170mm L V-BELT
3	VAMH000715		4 SCREW BOLT

SK210LC-DYNAMIC ACERA EXCAVATOR ASN YQ07U0101

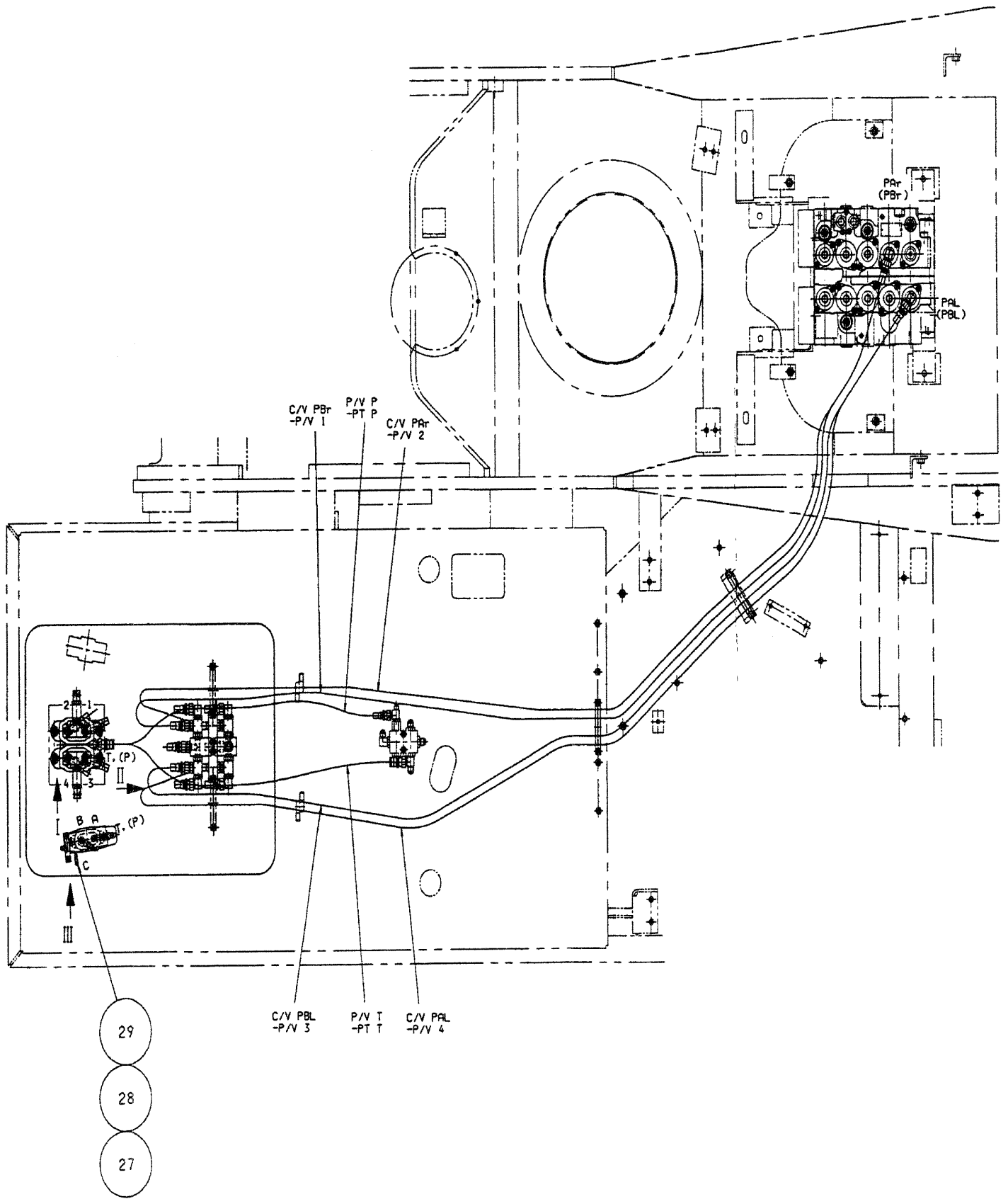
05-013

01

p2

4/2021

SINGLE TAVEL PEDAL



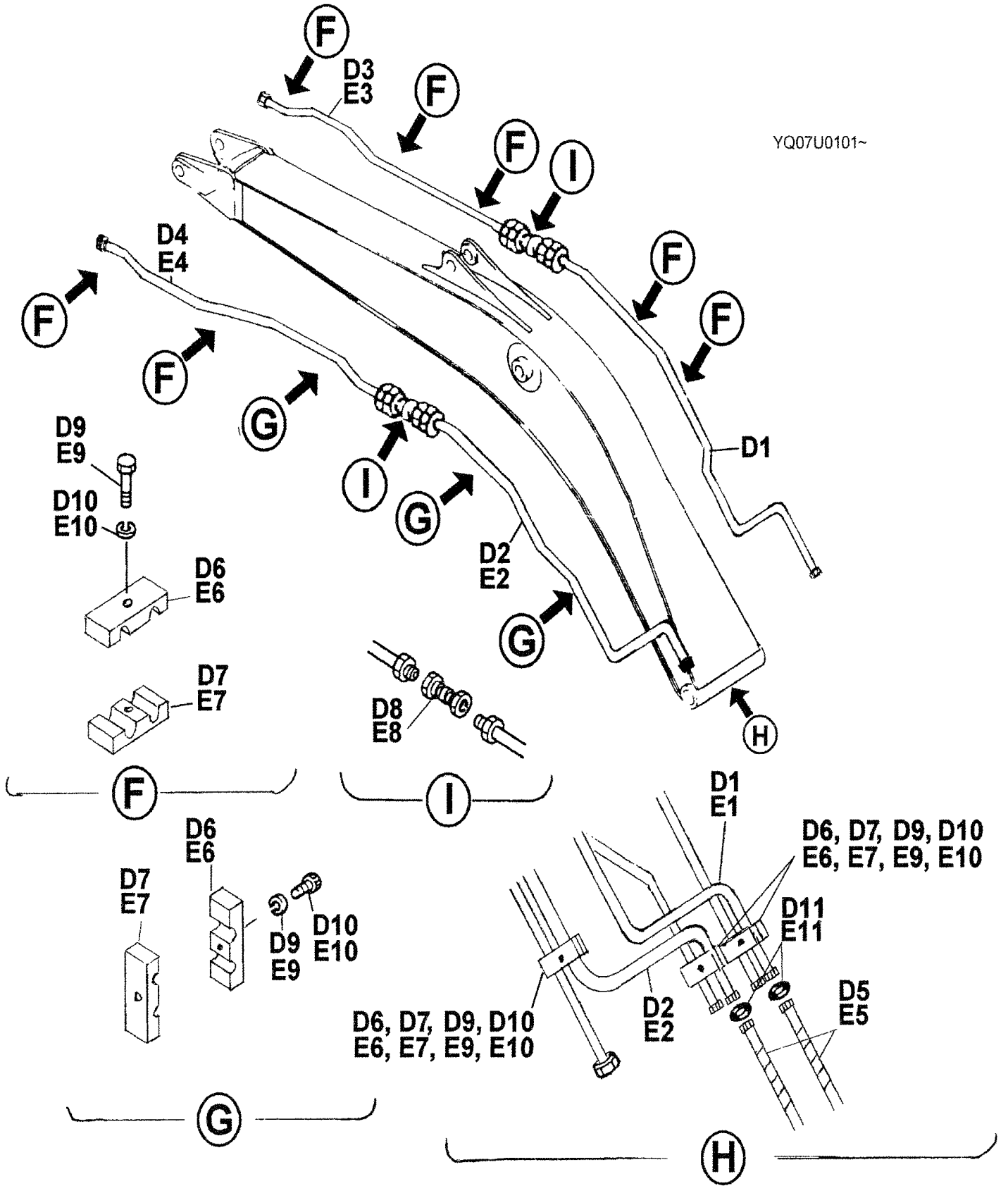
HYD LINES, BOOM 8.75M (28ft 9in) (50 ft LONG RANGE)

REF FN	PART NUMBER	YR/SN	QTY DESCRIPTION
B1	YN42H01443P1		1 TUBE TUBE
B2	YN42H01444P1		1 TUBE TUBE
B3	YN42H01445P1		1 RIGID TUBE TUBE
B4	YN42H01446P1		1 RIGID TUBE TUBE
B5	ZX20H10080		2 HOSE 27.6mm OD x 800mm L 800mm Long (31-1/2 in)
B6	ZX20H12080		2 HOSE 31.2mm OD x 800mm L 800mm Long (31-1/2 in)
B7	2432T2242		2 CLAMP 38mm W x 106mm L x 10mm Thk Double -- 106x38x12mm (Ø23xØ29mm)
B8	ZS18C12050		2 SCREW Hex, M12 x 1.75 x 50mm M12x1.75x50mm
B9	ZS28C10030		16 SCREW Hex Socket Head, M10 x 1.50 x 30mm M10x1.50x30mm
10	ZH22Z04000		2 HYD CONNECTOR Male, 30 Deg Fl, 1/4" PT x 1/4" PF x 37mm L 1/4"PTx1/4"PFx37mm Long
B11	ZG91S02000		2 LUBE NIPPLE Straight, PT 1/8" 1/8" PT -- Straight
B12	ZD12P02600		4 O-RING 25.7mm ID x 32.7mm OD x 3.5mm Thk ID 25.70 ± 0.26 x OD 32mm
B13	ZD12A01600		2 O-RING 15.60mm ID x 19.16mm OD x 1.78mm Thk ID 15.60 ± 0.12 x OD 19.16mm
B14	ZD12A01800		2 O-RING 18.77mm ID x 22.33mm OD x 1.78mm Thk ID 18.77 ± 0.12 x OD 22.33mm
B15	ZW26X12000		2 LOCK WASHER 12mm ID x 21mm OD x 3.0mm Thk ID 12 x OD 21 x Th 3.0mm
	YN42H00058F1		AR HYD TUBE HYD LINES, ARM CYL
C1	YN42H01271P1		1 RIGID TUBE TUBE
C2	ZX20H12090		1 HOSE 31.2mm OD x 900mm L 900mm Long (35-7/16 in)

SK210LC-DYNAMIC ACERA EXCAVATOR ASN YQ07U0101

HYD LINES, BOOM 5.65M (18ft 6in) (ROTATION-STD & N & B)

YQ07U0101~



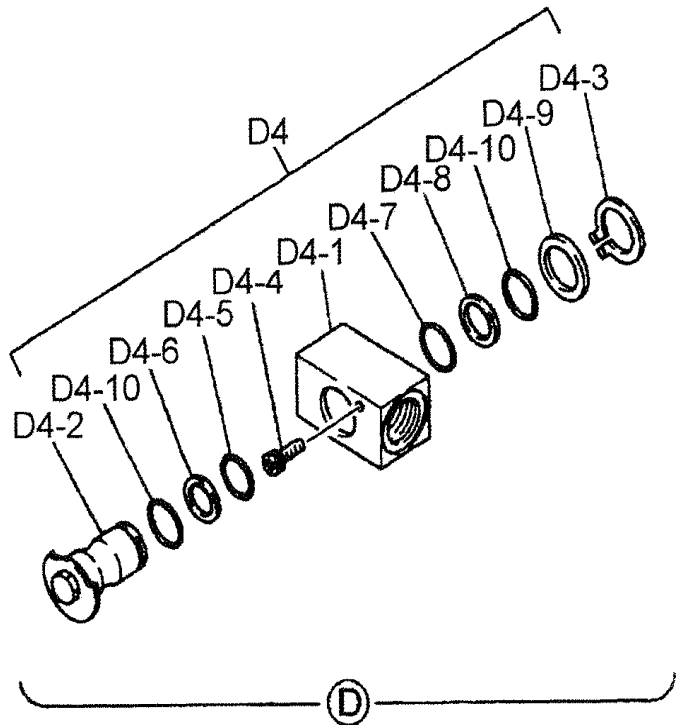
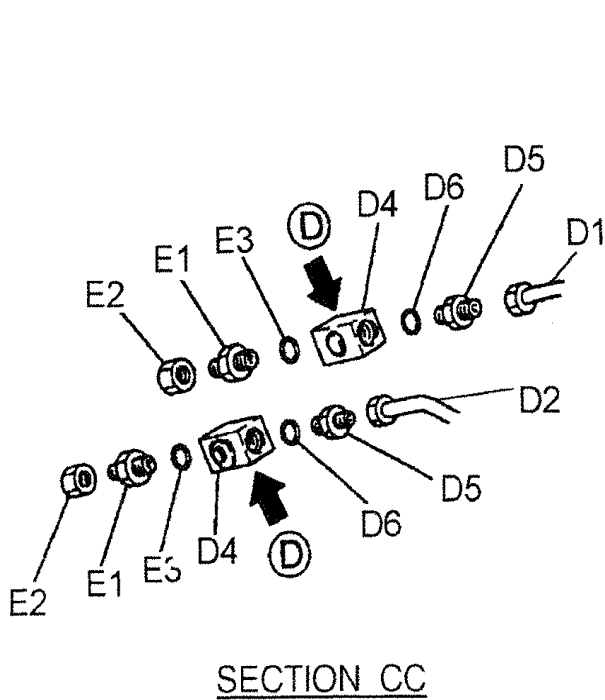
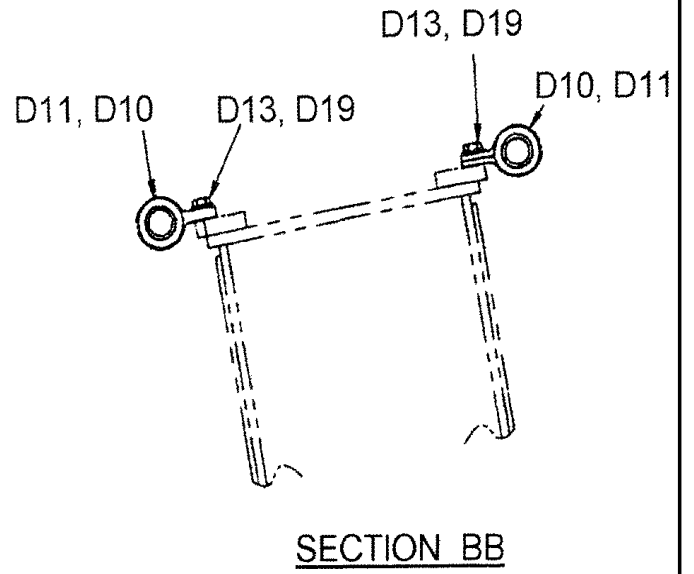
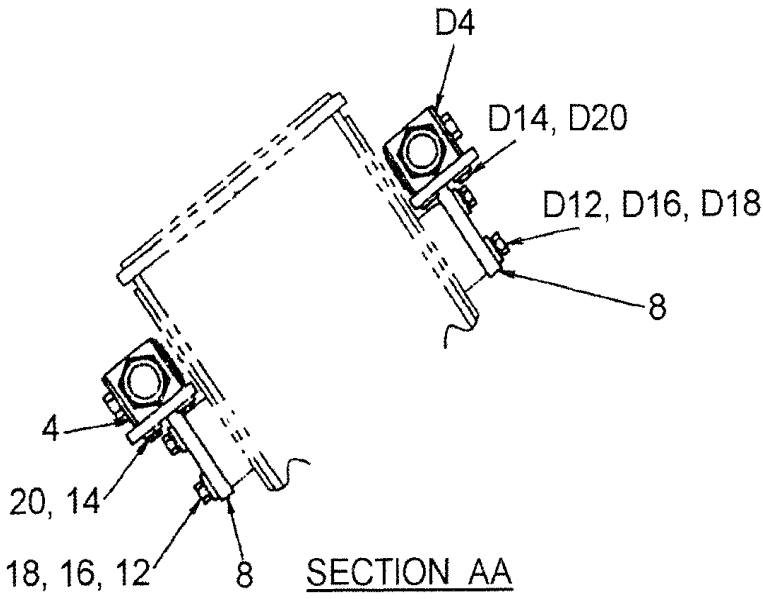
ARM ASSEMBLY 2.94M (9 ft. 8in.) (HD, HD/N AND B)

REF FN	PART NUMBER	YR/SN	QTY DESCRIPTION
A23	YN12B01321P1		1 LINK LINK, IDLER (RH)
A24	YN12B01322P1		1 LINK LINK, IDLER (LH)
A25	YN12B01296F1		1 LINK LINK ASSY, BUCKET
A25-1	{YN12B01295P1}		1 LINK, BUCKET
A25-2	YN12B01230P1		2 BUSHING BUSHING
A25-3	YN12B01083P1		2 BUSHING BUSHING
	YN12B00185F3		AR ARM ARM ASSY (HD, HD/N&B)
B2	YN12B01213P1		2 BUSHING BUSHING
B3	YN12B01079P1		2 BUSHING 70mm ID x 85mm OD x 67mm W BUSHING
B4	YN12B01328P1		2 BUSHING BUSHING
B6	{YN12B00263P1}		1 ARM
B6-2	YN43H01051P1		2 BLOCK BLOCK, TAPPED
B6-3	LC02B01024P1		4 BLOCK BLOCK, TAPPED
B6-23	{YN12B00183P1023}		1 PLATE
B6-24	YN12B01308D1		1 PLATE PLATE
B6-25	YN12B01308D2		2 PLATE PLATE
	{YN12B00120F2}		AR ARM INSTAL
C1	YN02B01042P1		1 PIN PIN
C3	2418T12469		1 PLATE 50mm W x 150mm L x 12mm Thk 150 x 50 x Th 12mm, 2-Ø16 Holes
C4	HS18C16150G1		1 SCREW M16x2.0x150mm
C5	ZS18C14025		2 SCREW Hex, M14 x 2.0 x 25mm M14x2.0x25mm
C6	ZN18C16013		2 NUT M16 x 2.0 M16x2.0mm
C7	B16T0442D53		1 SHIM 92mm ID x 160mm OD x 0.5mm Thk ID 92 x OD 160 x Th 0.5mm
C8	B16T0442D40		1 SHIM 92mm ID x 160mm OD x 0.9mm Thk ID 92 x OD 160 x Th 0.9mm
C9	B16T0442D78		1 SHIM 87mm ID x 140mm OD x 0.5mm Thk ID 87 x OD 140 x Th 0.5mm

SK210LC-DYNAMIC ACERA EXCAVATOR ASN YQ07U0101

ARM HYDRAULIC LINES 2.94M (9ft. 8in.) (HD-N & B REWORK)

YQ07U0101~



05-024

02

p2

4/2021

SHORT ARM HYDRAULIC LINES, 2.4M (7ft 11in) (N&B REWORK)

REF FN	PART NUMBER	YR/SN	QTY DESCRIPTION
D5	YN43H01005P1		2 HYD CONNECTOR 1-7/16"-12UNS x 1-1/4" PF x 87.5mm L 1-7/16"-12UNS x 1-1/4" PF x 87.5mm Long (Incls. O-Ring ZD12P03800)
D6	ZD12A02100		2 O-RING 23.52mm ID x 27.08mm OD x 1.78mm Thk ID 23.52 ± 0.15 x OD 27.08mm
D7	ZD12P03400		2 O-RING 33.7mm ID x 40.7mm OD x 3.5mm Thk ID 33.70 ± 0.33 x OD 40mm
D3	YN43H01150P1		2 U-BRACKET BRACKET
D9	ZE13X16000		4 FLANGE Clamp, Half -- (Incls. Capscrew & Lockwasher)
D10	LS43H01005P1		4 CLAMP 43mm ID, 12mm Bolt Hole, J Type CLAMP
D11	LC42H01020P1		2 BUSHING 34mm ID x 53mm OD x 68mm L BUSHING
D12	ZS18C12045		4 SCREW Hex, M12 x 1.75 x 45mm M12x1.75x45mm
D13	ZS18C10030		4 SCREW Hex, M10 x 1.50 x 30mm M10x1.50x30mm
D14	ZS18C08025		8 SCREW Hex, M8 x 1.25 x 25mm M08x1.25x25mm
D15	ZS28C12050		8 CAPSCREW Hex Socket Head, M12 x 1.75 x 50mm SCREW M12x1.75x50mm
D16	ZW26X12000		4 LOCK WASHER 12mm ID x 21mm OD x 3.0mm Thk ID 12 x OD 21 x Th 3.0mm
D17	ZW26K12000		8 LOCK WASHER 12mm ID x 17.8mm OD x 2.5mm Thk ID 12 x OD 17.8 x Th 2.5mm
D18	YN43H01163P1		4 WASHER 13mm ID x 30mm OD x 6.0mm Thk ID 13 x OD 30 x Th 6.0mm
D19	ZW16H10000		4 WASHER 11mm ID x 24mm OD x 3.2mm Thk ID 11 x OD 24 x Th 3.2mm
D20	YN43H01151P1		8 WASHER 8.5mm ID x 23mm OD x 4.5mm Thk ID 8.5 x OD 23 x Th 4.5mm
	YN43H00004F1		AR HYD CONNECTOR Assembly

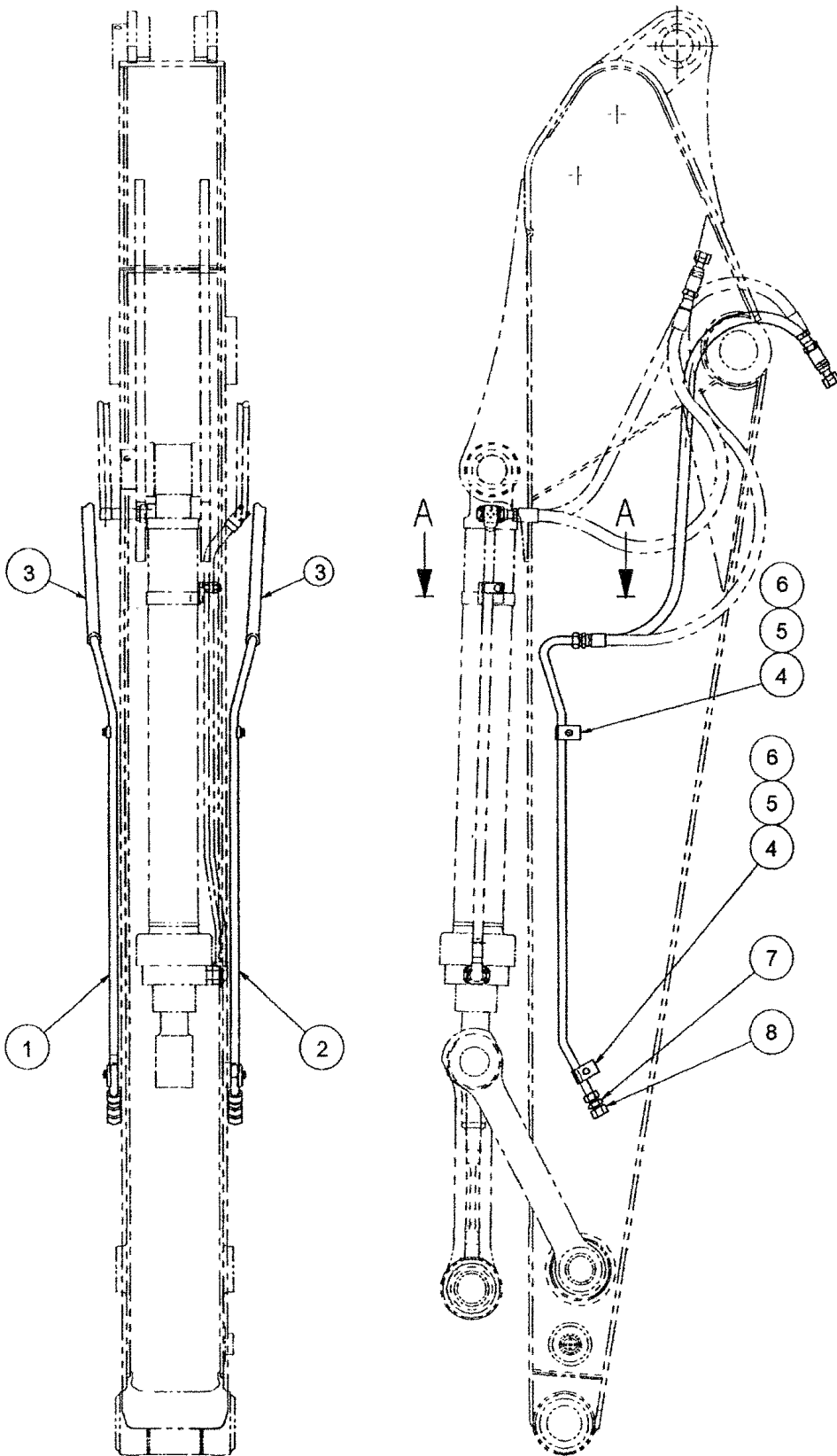
SK210LC-DYNAMIC ACERA EXCAVATOR ASN YQ07U0101

05-027

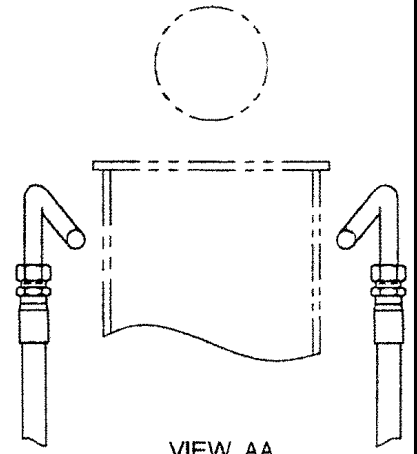
p1

4/2021

ARM HYDRAULIC LINES 2.94M (9ft 8in) (ROTATION-STD REWORK)



YQ07U0101~



VIEW AA

ARM ASSEMBLY, 6.35M (20ft 11in) (50ft LONG REACH)

REF FN	PART NUMBER	YR/SN	QTY DESCRIPTION
B3	YW12B01042P1		2 BUSHING BUSHING
B4	YN12B01328P1		2 BUSHING BUSHING
	{YN12B00209F1}		AR ARM INSTAL
C1	YN12B01103P1		1 PIN PIN
C2	YN12B01217P1		1 PIN PIN
C3	HS18C16150G2		1 SCREW M16 x 2.0 x 150mm M16x2.0x150mm
C4	ZN18C16013		2 NUT M16 x 2.0 M16x2.0mm
C5	2420Z1047		1 SLOTTED NUT M56x5.5mm Castle
C6	ZP15D08100		1 SPRING Cotter -- OD 08 x 100mm Long
C7	2418Z715		1 WASHER ID 58 x OD 105 x Th 9.0mm
C8	B16T0442D53		1 SHIM 92mm ID x 160mm OD x 0.5mm Thk ID 92 x OD 160 x Th 0.5mm
C9	B16T0442D78		1 SHIM 87mm ID x 140mm OD x 0.5mm Thk ID 87 x OD 140 x Th 0.5mm
C10	B16T0442D40		1 SHIM 92mm ID x 160mm OD x 0.9mm Thk ID 92 x OD 160 x Th 0.9mm
C11	B16T0442D77		1 SHIM 87mm ID x 140mm OD x 0.9mm Thk ID 87 x OD 140 x Th 0.9mm
C12	B16T0442D76		1 SHIM 140mm OD x 87mm ID x 1.2mm Thk ID 87 x OD 140 x Th 1.2mm
C13	B16T0442D62		1 SHIM 87mm ID x 140mm OD x 1.6mm Thk ID 87 x OD 140 x Th 1.6mm

SK210LC-DYNAMIC ACERA EXCAVATOR ASN YQ07U0101

SECTION INDEX

ENGINE

09-001	SHORT ENGINE ASSY
09-002	SERVICE CYLINDER HEAD ASSY
09-003	SERVICE CYLINDER BLOCK ASSY
09-004	LINER AND PISTON KIT
09-005	SERVICE CRANKSHAFT ASSY
09-006	ENGINE OVERHAUL GASKET KIT
09-007	ROCKER COVER AND BREATHER
09-008	CYLINDER HEAD
09-009	CYLINDER BLOCK
09-010	OIL PAN, FILLER AND GAUGE
09-011	FLYWHEEL AND HOUSING
09-012	PISTON, CONNROD AND CRANKSHAFT
09-013	CAMSHAFT AND VALVE
09-014	TIMING GEAR
09-015	ATTACHING PARTS
10-001	OIL PUMP AND STRAINER
10-002	OIL FILTER
10-003	OIL COOLER
10-004	OIL LINE
12-001	WATER PUMP AND FAN
12-002	WATER PIPE AND THERMOSTAT
13-001	INLET MANIFOLD
13-002	EXHAUST MANIFOLD
13-003	TURBOCHARGER
15-001.	POWER STEERING OIL PUMP
16-001	PLATE AND LABEL
17-001	FUSE AND RELAY BOX
17-002	CHASSIS HARNESS EQUIPMENT

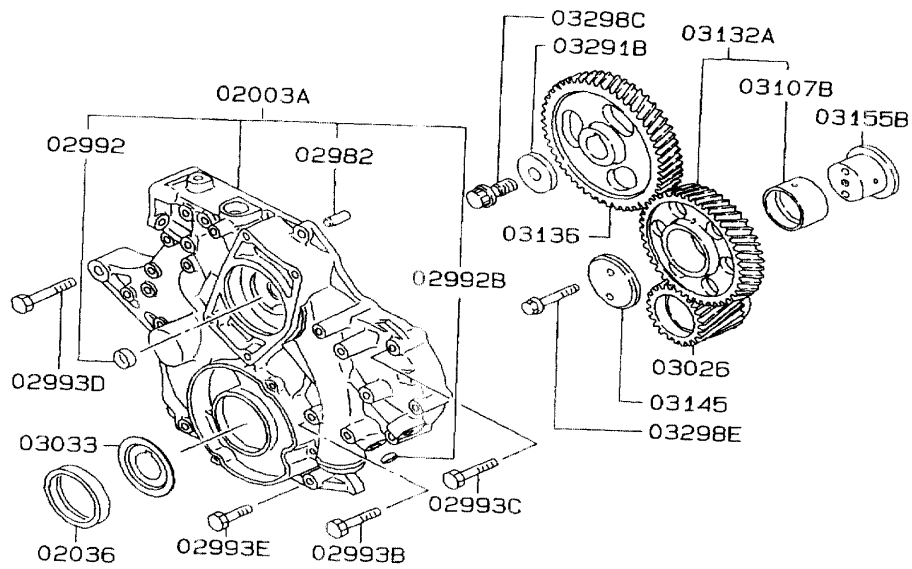
CYLINDER HEAD

REF FN	PART NUMBER	YR/SN	QTY DESCRIPTION
01207 B	VAME011012		1 GUIDE DIRECTOR, CYLINDER HEAD WATER, FROM-UP TO: 9904.1-, MODEL TYPE: ALL
01210	VAME081734		1 GASKET GASKET, CYLINDER HEAD, FROM-UP TO: 9904.1-, MODEL TYPE: ALL
01282 B	VAMH002174		12 STUD M10 x 33 EXHUST MANIFOLD M10x33mm Long, FROM-UP TO: 9904.1, MODEL TYPE: ALL
01296 B	VAMS666132		6 CAP CAP, CYLINDER HEAD, FROM-UP TO: 9904.1-, MODEL TYPE: ALL, Remarks: SEALING, 14
01296 C	VAMS666136		11 CAP CAP, CYLINDER HEAD, FROM-UP TO: 9904.1-, MODEL TYPE: ALL, Remarks: SEALING, D=22
01296 D	VAMS666138		8 CAP CAP, CYLINDER HEAD, FROM-UP TO: 9904.1-, MODEL TYPE: ALL, Remarks: SEALING, D=28
01296 E	VAMS666137		6 CAP CAP, CYLINDER HEAD, FROM-UP TO: 9904.1-, MODEL TYPE: ALL, Remarks: SEALING, 25
01298 B	VAME012429		18 BOLT M14 x 122.5 BOLT, CYLINDER HEAD, FROM-UP TO: 9904.1-, MODEL TYPE: ALL, Remarks: 14X122.5
01298 C	VAME012430		7 BOLT M14 x 180.5 BOLT, CYLINDER HEAD, FROM-UP TO: 9904.1-, MODEL TYPE: ALL, Remarks: 14X180.5
03407	VAME013188		6 VALVE SEAT SEAT, EXHAUST VALVE, FROM-UP TO: 9904.1-, MODEL TYPE: ALL
03411	VAME013297		6 SEAT, VALVE SEAT, INLET VALVE, FROM-UP TO: 9904.1-, MODEL TYPE: ALL
03460	VAME031886		6 GUIDE GUIDE, INLET VALVE, FROM-UP TO: 9904.1-, MODEL TYPE: ALL
03470	VAME031888		6 GUIDE GUIDE, EXHAUST VALVE, FROM-UP TO: 9904.1-, MODEL TYPE: ALL

SK210LC-DYNAMIC ACERA EXCAVATOR ASN YQ07U0101

TIMING GEAR

11-240 TIMING GEAR



603
*
*
*

2R010C

S= */*	ILLUST	*S
F N E	No.	
DET *	Gr. No.	11-240
J.W *	DATE	96 5/20 (1)

OIL LINE

REF FN	PART NUMBER	YR/SN	QTY DESCRIPTION
04997 F	VAMH000931		2 BOLT BOLT, ENG OIL LINE, FROM-UP TO: 9904.1-, MODEL TYPE: ALL, Remarks: FLANGE, 10X18
04998 D	VAMF660063		8 GASKET GASKET, ENG OIL LINE, FROM-UP TO: 9904.1-, MODEL TYPE: ALL, Remarks: 10
12537	VAME078273		1 GASKET GASKET, T/C OIL RETURN TUBE, FROM-UP TO: 9904.1-, MODEL TYPE: ALL
12617	VAME088874		1 TUBE TUBE, T/C OIL FEED, FROM-UP TO: 9904.1-, MODEL TYPE: ALL
12621	VAME088921		1 TUBE TUBE, T/C OIL RETURN, FROM-UP TO: 9904.1-, MODEL TYPE: ALL

SK210LC-DYNAMIC ACERA EXCAVATOR ASN YQ07U0101

PLATE AND LABEL

42-550 PLATE & LABEL

01911F



01911J



01913B



2Z01SL

6D1
*
*
*

S= */* ILLUSTR *S
F.N E No.
DET * Gr. No. 42-550
J.W * DATE 99 3/5 (0)

LOWER INSTALLATION (HIGH & WIDE)

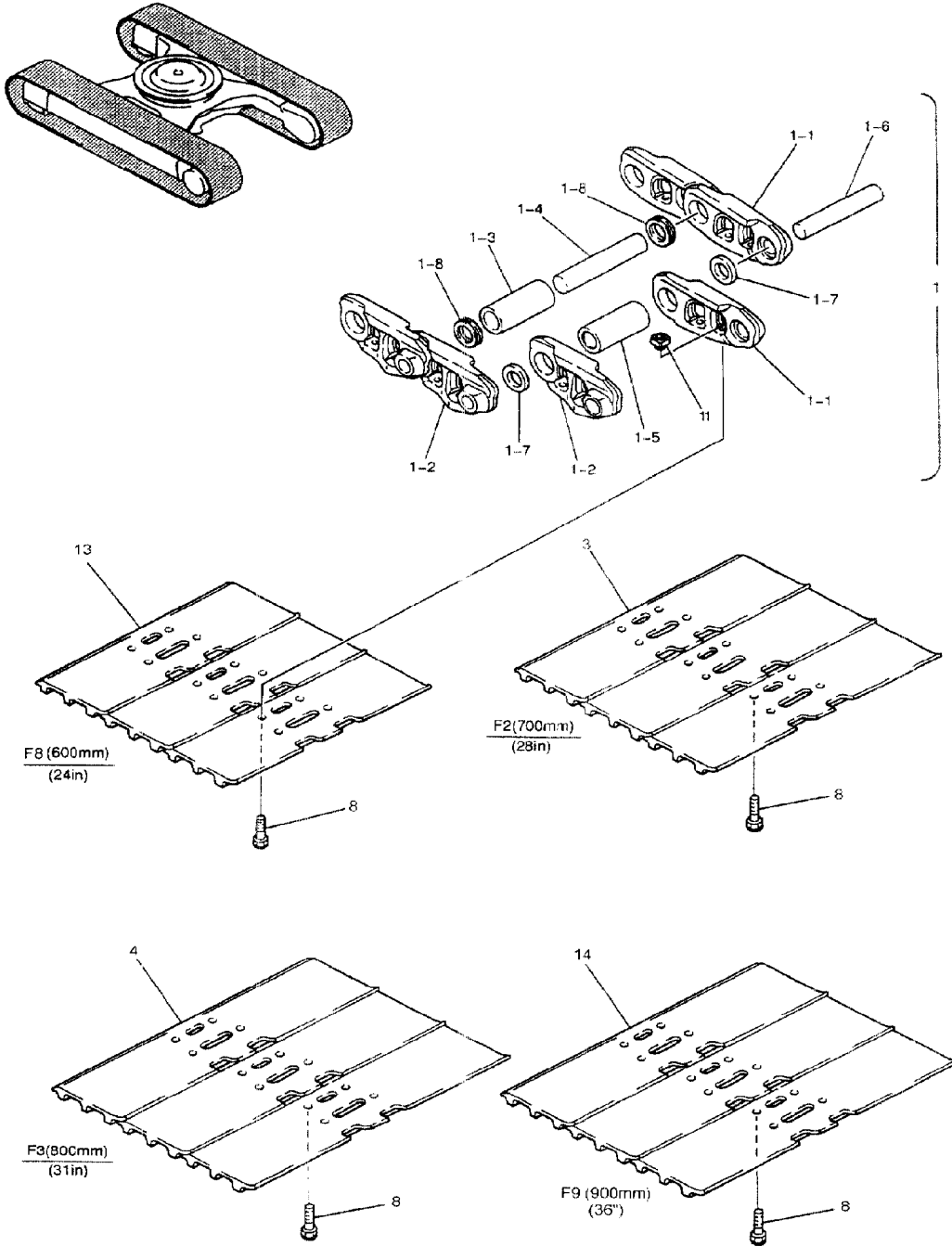
REF FN	PART NUMBER	YR/SN	QTY DESCRIPTION
	{ }		AR LOWER INSTALLATION (HIGH & WIDE)
0 1	YN15V00011F1		2 HYDRAULIC MOTOR PROPELLING MOTOR ASSY
A1	{YN02FU0013P1}		1 LOWER FRAME ASSY (HIGH & WIDE)
A1-1	2429P1137		2 GUIDE (LH)
A1-2	2429P1138		2 GUIDE GUIDE, (RH)
A1-3	{YN02FU1040P1}		4 SUPPORT
A1-4	YN41C00011P1		4 STEP
A1-5	{YN07FU1013P1}		4 PLATE
A1-6	LB07FU1007P1		2 PLATE (RH)
A1-7	{LB07FU1008P1}		2 PLATE, (LH)
A1-8	2418P51129		2 PLATE
A1-9	YN41CU0003P1		4 STEP
	{YN01FU0001F1}		AR LOW GROUP (HIGH & WIDE)
B1	{YN01FU1001P1}		1 COVER ASSY, LH -- Date 03/03/2000 08/31/2001
B1	{YN01FU1002P2}		1 COVER ASSY, LH -- Date 08/31/2001 - UP
B2	{YN01FU1002P1}		1 COVER ASSY, RH -- Date 03/03/2000 08/31/2001
B2	{YN01FU1001P2}		1 COVER ASSY, RH -- Date 08/31/2001 - UP
B3	YN01F01039P1		6 GUIDE
B4	2422T556		1 PLATE 50mm ID x 90mm OD x 6mm Thk 90x50x Th 06mm
B5	2418T12274		1 PACKING 50mm ID x 90mm OD x 5mm Thk 90x50x Th 05mm -- Rubber
B6	2420P1580D1		24 SCREW M18 x 1.5 x 40mm M18x1.50x40mm
B7	2420T6786		10 BOLT M12 x 1.75 x 25mm M12x1.75x25mm (Incls. Washer & Lockwasher)
B8	ZS18C10014		2 SCREW Hex, M10 x 1.5 x 14mm M10x1.50x14mm
(1)	SEE C.P.M		

SK210LC-DYNAMIC ACERA EXCAVATOR ASN YQ07U0101

SHOE ASSEMBLY

YQ07U0101~

SHOE ASSEMBLY



340-01-1

SK210LC DYNAMIC ACERA PM, REV.1 03/00

SECTION INDEX

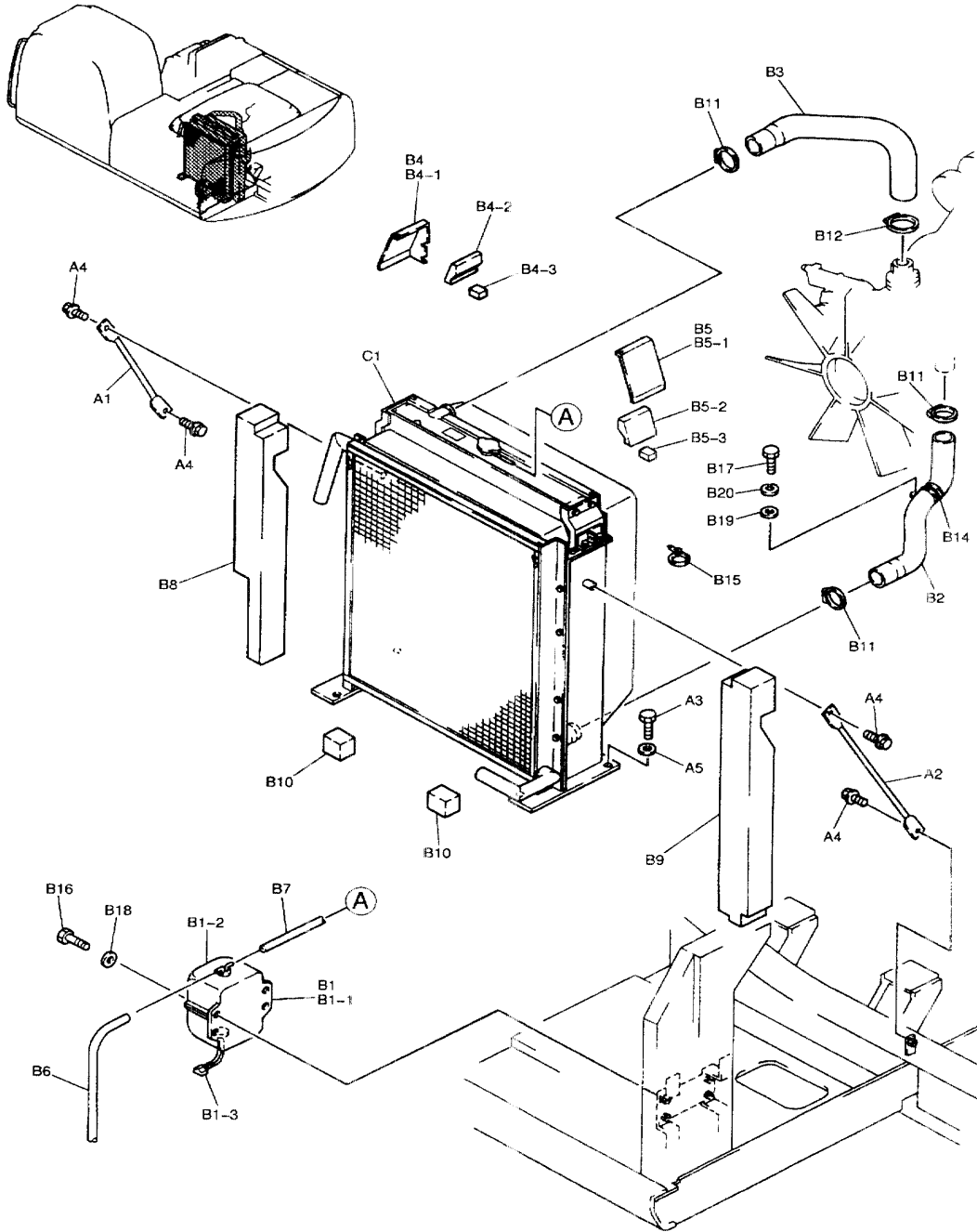
SUPERSTRUCTURE

01-026	03	OPERATOR'S CONTROLS
01-027		CONTROL BOX ASSEMBLY
01-028		PROPEL LEVER ASSEMBLY
01-029	01	REMOTE CONTROL LINES
01-029	02	REMOTE CONTROL LINES
01-029	03	REMOTE CONTROL LINES
01-030	01	REMOTE CONTROL LINES (NIBBLER AND BREAKER)
01-030	02	REMOTE CONTROL LINES (NIBBLER AND BREAKER)
01-030	03	REMOTE CONTROL LINES (NIBBLER AND BREAKER)
01-031	01	REMOTE CONTROL LINES (BREAKER)
01-031	02	REMOTE CONTROL LINES (BREAKER)
01-031	03	REMOTE CONTROL LINES (BREAKER)
01-032	01	REMOTE CONTROL LINES (BOOM AND ARM SAFETY)
01-032	02	REMOTE CONTROL LINES (BOOM AND ARM SAFETY)
01-032	03	REMOTE CONTROL LINES (BOOM AND ARM SAFETY)
01-033	01	REMOTE CONTROL LINES (BOOM AND ARM SAFETY) (N&B)
01-033	02	REMOTE CONTROL LINES (BOOM AND ARM SAFETY) (N&B)
01-033	03	REMOTE CONTROL LINES (BOOM AND ARM SAFETY) (N&B)
01-034	01	REMOTE CONTROL LINES (BOOM AND ARM SAFETY) (BREAKER)
01-034	02	REMOTE CONTROL LINES (BOOM AND ARM SAFETY) (BREAKER)
01-034	03	REMOTE CONTROL LINES (BOOM AND ARM SAFETY) (BREAKER)
01-035	01	REMOTE CONTROL LINES (VALVE)
01-035	02	REMOTE CONTROL LINES (VALVE)
01-035	03	REMOTE CONTROL LINES (VALVE)
01-035	04	REMOTE CONTROL LINES (VALVE)
01-036		REMOTE CTRL LINES(VALVE)(B&A SFTY-N&B,BRK)
01-037	01	REMOTE CONTROL LINES (TRAVEL)
01-037	02	REMOTE CONTROL LINES (TRAVEL)
01-037	03	REMOTE CONTROL LINES (TRAVEL)
01-038	01	CTRL LINES, REMOTE TRAVEL (STD)
01-038	02	CTRL LINES, REMOTE TRAVEL (STD)
01-038	03	CTRL LINES, REMOTE TRAVEL (STD)
01-039	01	REMOTE CONTROL LINES (REWORK) NIBBLER AND BREAKER, BREAKER

RADIATOR INSTALLATION

YQ07U0101-

RADIATOR INSTALLATION



HYDRAULIC TANK ASSEMBLY

REF FN	PART NUMBER	YR/SN	QTY DESCRIPTION
.	{		HYDRAILIC TANK ASSY
.	YN33H00013F1		AR TANK HYDRAILIC TANK ASSY (STD, 50' LONG REACH, ROTARY CIRCUIT), QTY-F1: F1
.	{YN33H00013F2}		AR HYDRAILIC TANK ASSY (N&B), QTY-F2: F2
17-2	ZD11G20000		1 O-RING 199.3mm ID x 210mm OD x 5.7mm Thk, 70 Duro
17-6	ZS18C10020		12 SCREW Hex, M10 x 1.50 x 20mm
17-7	ZW16X10000		12 WASHER 11mm ID x 21mm OD x 2.0mm Thk
A2	YW50V00004F3		STRAINER ASSY. SUCTION, QTY-F1: 1, QTY-F2: 1
A2-1	YN50V00002S001		HYDRAULIC OIL FILTER 150mm OD x 90mm H SUCTION, QTY-F1: 1, QTY-F2: 1
A2-2	45Z91D6		1 O-RING 97.79mm ID x 108.45mm OD x 5.33mm Thk
A2-3	ZN11C10008		1 NUT M10 x 1.50
A2-6	YW50V00004S006		1 BOLT M10 x 1.50 x 365mm
A4	2446R131		1 VALVE
A5	LC33H01009P1		1 SPRING
A9	YN57V00002F4		1 BREATHER ASSY. BREATHER ASSY, QTY-F1: 1, QTY-F2: 1
A9-1	2446U260S1		1 BODY QTY-F1: 1, QTY-F2: 1
A9-4	2446U260S5		1 NUT M12 x 1.25 QTY-F1: 1, QTY-F2: 1
A9-6	2446U260S8		1 PACKING 55mm ID x 90mm OD x 1.5mm Thk QTY-F1: 1, QTY-F2: 1
A9-7	YN57V00002S007		1 IDENTITY PLATE Plate, Caution, QTY-F1: 1, QTY-F2: 1
A9-10	YN57V00002S010		1 ELEMENT 55mm OD x 38mm H BREATHER, QTY-F1: 1, QTY-F2: 1
A9-11	YN57V00002S011		1 COVER QTY-F1: 1, QTY-F2: 1
A9-12	YN57V00002S012		1 CAP QTY-F1: 1, QTY-F2: 1
A10	ZS28C06016		4 SCREW Hex Socket Head, M6 x 1.0 x 16mm

SK210LC-DYNAMIC ACERA EXCAVATOR ASN YQ07U0101

CLICK HERE TO **DOWNLOAD** THE COMPLETE MANUAL

- Thank you very much for reading the preview of the manual.
- You can download the complete manual from: www.heydownloads.com by clicking the link below



- Please note: If there is no response to CLICKING the link, please download this PDF first and then click on it.

CLICK HERE TO **DOWNLOAD** THE COMPLETE MANUAL

01-019

01

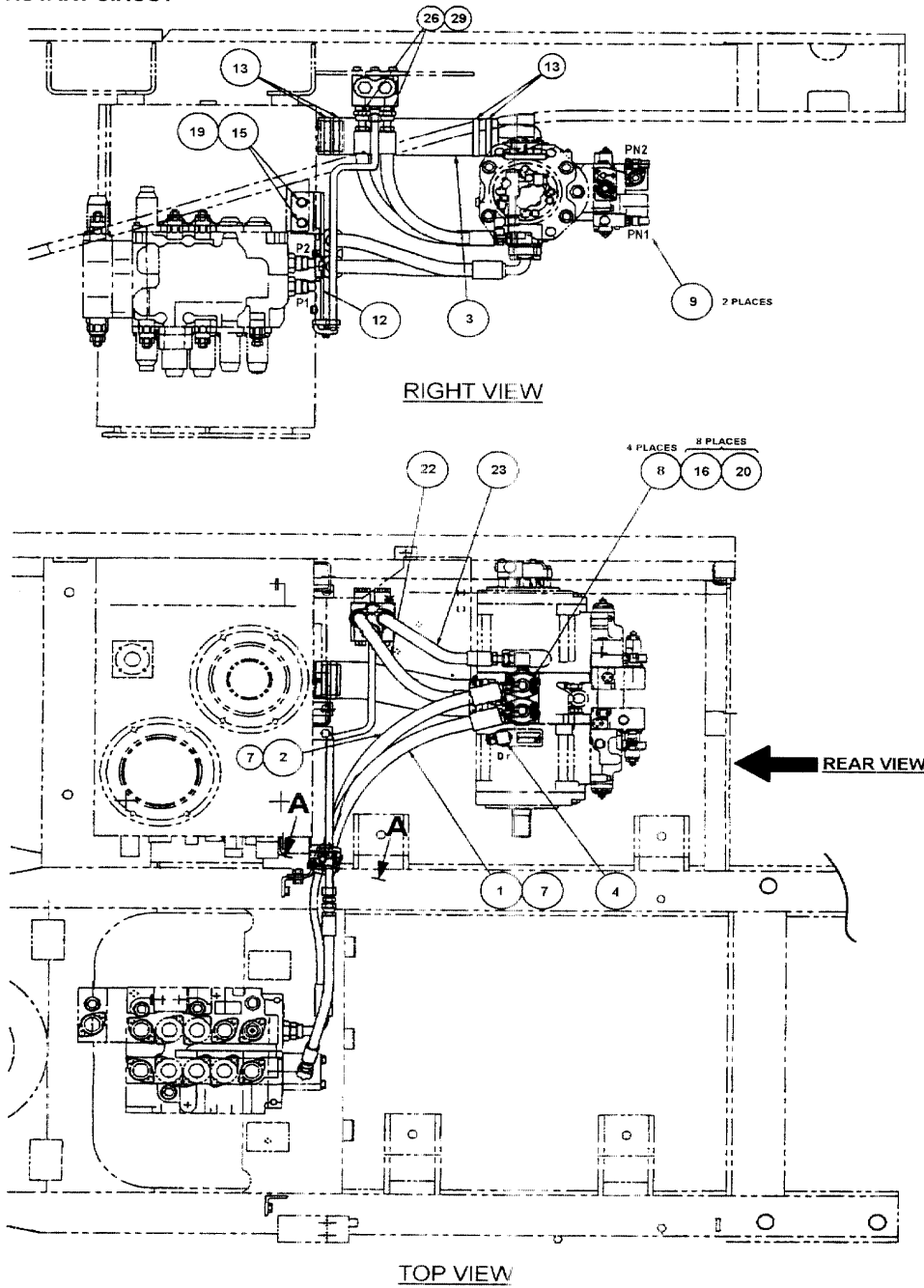
p1

4/2021

UPPER HYDRAULIC LINES (SUCTION DELIVERY)

YQ07U0101-
F1: STD
F2: ROTARY CIRCUIT

UPPER HYDRAULIC LINES
(SUCTION DELIVERY)



082-01-1

SK210LC DYNAMIC ACERA PM, REV.1 03/00

01-019

03

p2

4/2021

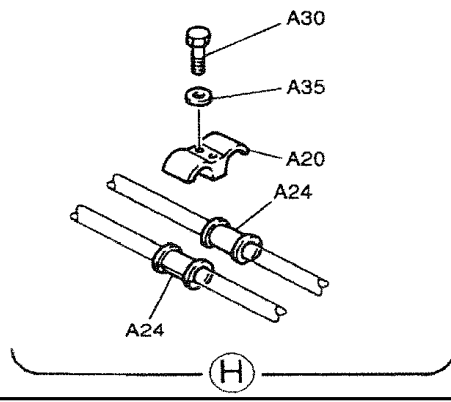
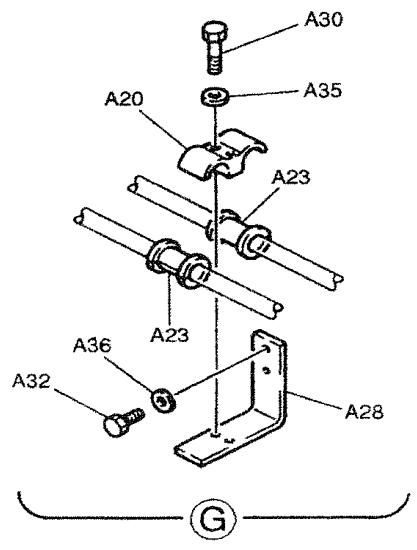
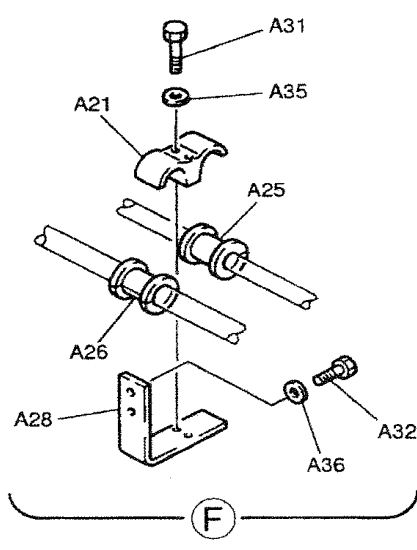
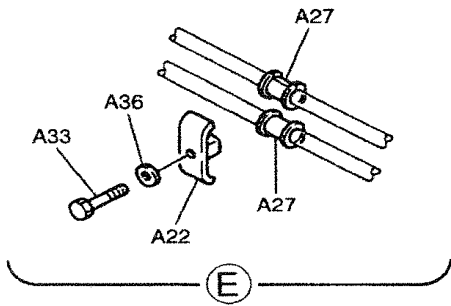
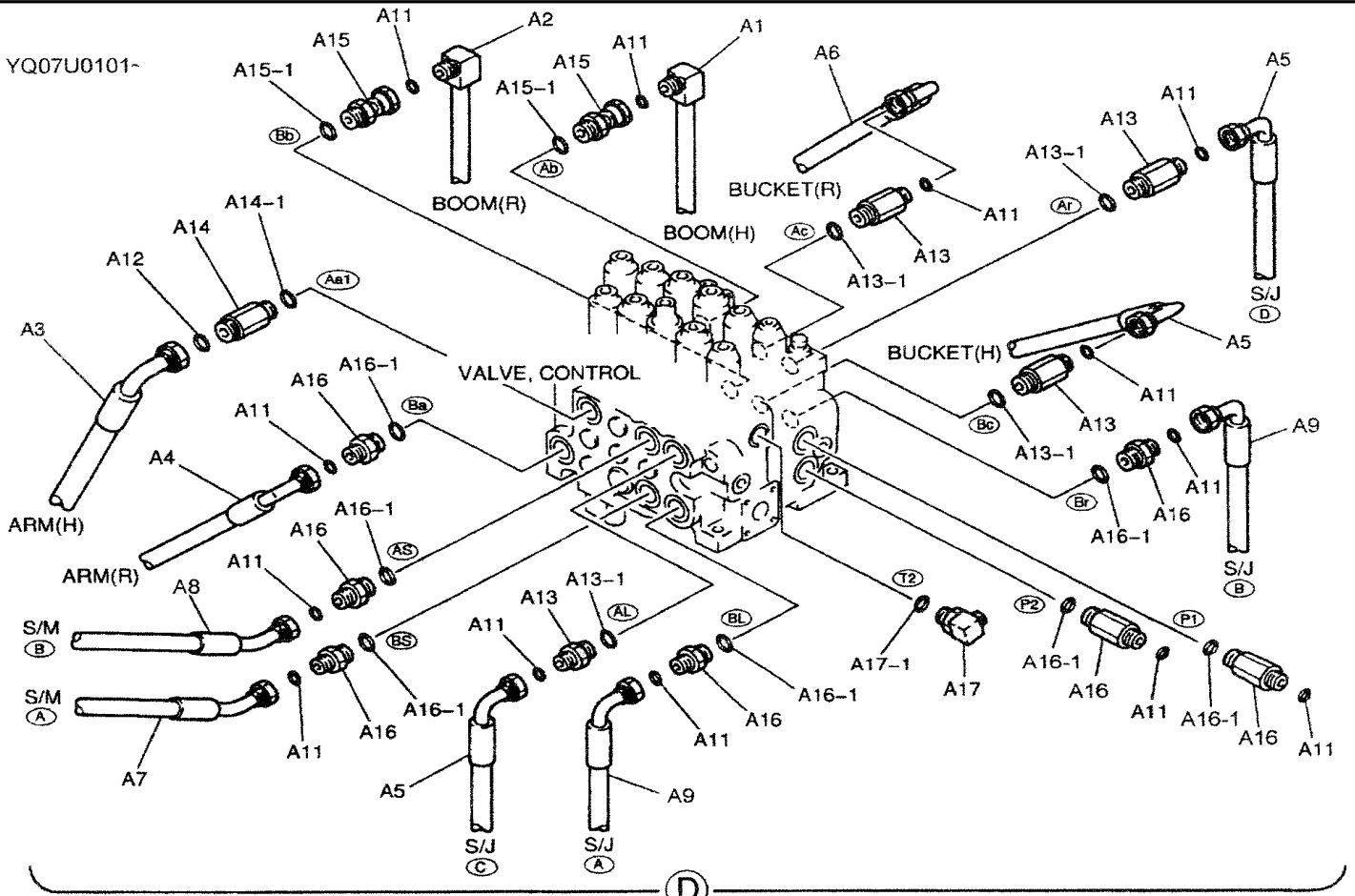
UPPER HYDRAULIC LINES (SUCTION DELIVERY)

REF FN	PART NUMBER	YR/SN	QTY DESCRIPTION
9	LS52S00015P1		2 SENSOR 0 - 50MPa, 3 Terminal, PF 3/8" (New part #) (Added by SB S030-41-K003)
9-0	YY52S00033F2		1 SENSOR Kit Includes Ref 9 - 9-4 (Refer to SB S030-41-K003)
9-1	ZD12P01400		1 O-RING 13.8mm ID x 18.6mm OD x 2.4mm Thk ID 13.80 ± 0.19 x OD 18mm
9-2	YN13E01610P1		1 HARNESS (Added with new part # press switch)
9-3	LS30H01024P1		1 HYD CONNECTOR (Added with new part # press switch)
9-4	YT42H01128P1		1 90 ELBOW 3/8" PF x 39mm L (Added with new part # press switch)
10	YN03H01427P1		1 CLAMP 122.5mm x 50mm x 48mm 122.5x50x48mm
11	YN03H01432P1		2 BUSHING 28mm ID x 56mm OD x 70mm L Split -- ID 28 x OD 38 x 70mm Long
12	YN30H01050P1		1 SUPPORT SUPPORT
13	ZC16X09100		4 HOSE CLAMP 80mm - 101mm Clamp, Hose -- Min 80 x Max 101mm
14	ZS18C10075		2 SCREW Hex, M10 x 1.50 x 75mm M10x1.50x75mm
15	ZS18C12030		2 CAPTIVE WASHER SCREW Hex, M12 x 1.75 x 30mm M12x1.75x30mm
16	ZS18C10090		8 SCREW Hex, M10 x 90mm M10x1.50x90mm, FOR F1, F2 Only
17	ZS28C12030		4 SCREW Hex Socket Head, M12 x 1.75 x 30mm Screw -- M12x1.75x30mm
18	ZW16H10000		5 WASHER 11mm ID x 24mm OD x 3.2mm Thk ID 11 x OD 24 x Th 3.2mm
19	ZW16H12000		2 WASHER 13mm ID x 26mm OD x 3.2mm Thk ID 13 x OD 26 x Th 3.2mm
20	ZW26X10000		8 LOCK WASHER 10mm ID x 18mm OD x 2.5mm Thk ID 10 x OD 18 x Th 2.5mm, FOR F1 & F2 Only

SK210LC-DYNAMIC ACERA EXCAVATOR ASN YQ07U0101

UPPER HYDRAULIC LINES (MAIN)

YQ07U0101-



01-022

02

p2

4/2021

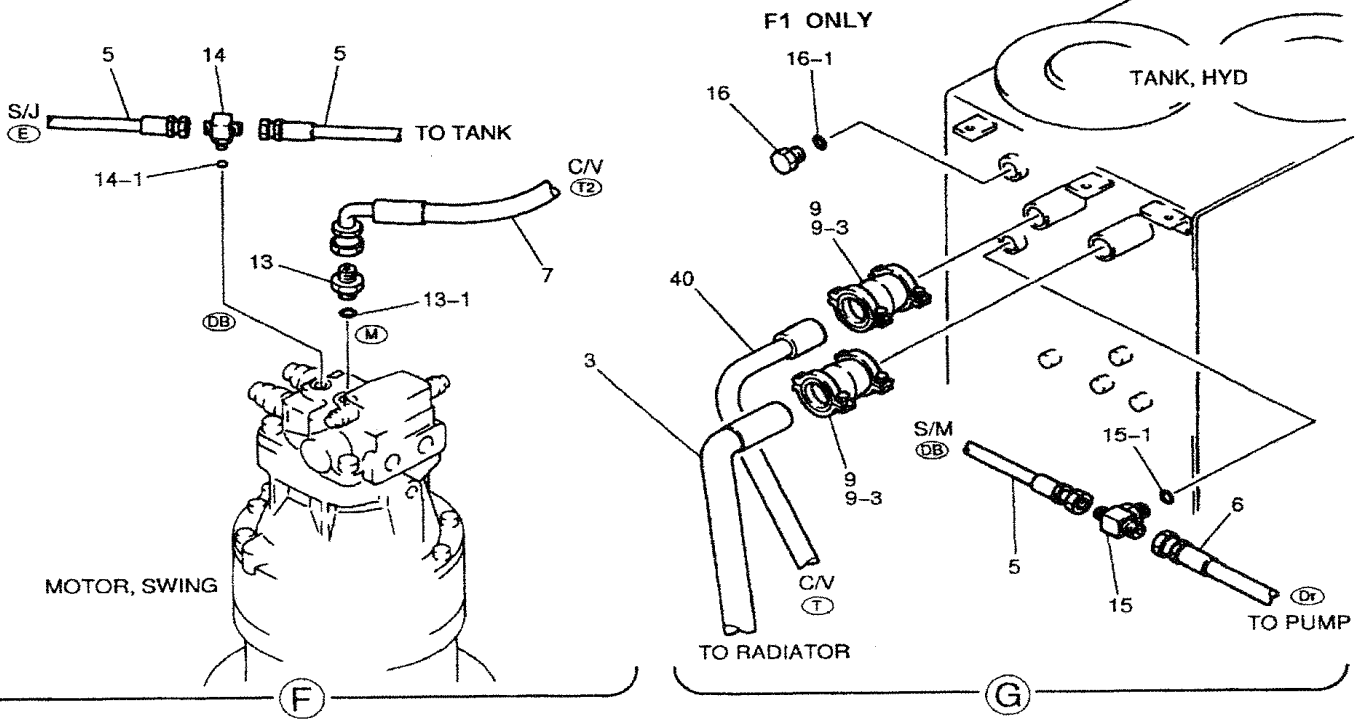
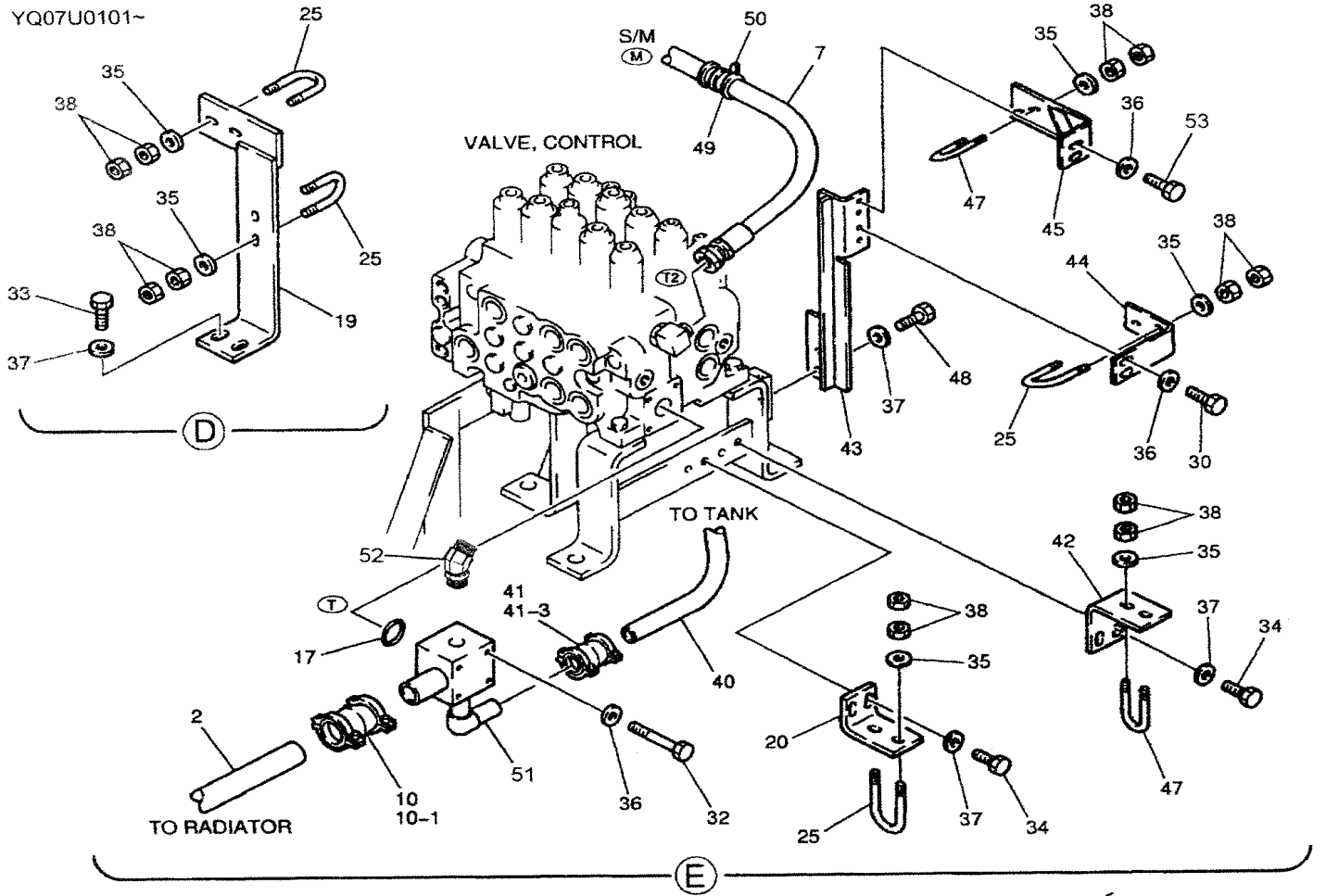
UPPER HYDRAULIC LINES (NIBBLER & BREAKER)

REF FN	PART NUMBER	YR/SN	QTY DESCRIPTION
10-3	2418T8945D1		SPACER 40mm ID x 60mm OD x 3.2mm Thk ID 40 x OD 60 x Th 3.2mm, QTY-F1: 1, QTY-F2: -
10-4	ZR16X04000		SNAP RING 37mm ID x 40mm OD x 1.8mm Thk Retaining -- ID 37 x OD 40 x Th 1.8mm, QTY-F1: 1, QTY-F2: -
10-5	ZS23C06010		SCREW Hex Socket Head, M6 x 1.0 x 10mm M06x1.0x10mm, QTY-F1: 1, QTY-F2: -
10-6	ZD11G04000		O-RING 39.4mm ID x 45.6mm OD x 3.1mm Thk ID 39.40 ± 0.37 x OD 45mm, QTY-F1: 2, QTY-F2: -
10-7	ZD12G04000		O-RING 39.40mm ID x 45.60mm OD x 3.10mm ID 39.40 ± 0.37 x OD 45mm, QTY-F1: 1, QTY-F2: -
10-8	ZD75G04000		BACK-UP RING 40mm ID x 45mm OD x 1.25mm Thk ID 40 x OD 45 x Th 1.25mm, QTY-F1: 1, QTY-F2: -
10-9	ZD12G03500		O-RING 34.40mm ID x 40.60mm OD x 3.10mm ID 34.40 ± 0.33 x OD 40mm, QTY-F1: 1, QTY-F2: -
10-10	ZD85G03500		BACK-UP RING 35mm ID x 40mm OD x 1.25mm Thk Back-Up - ID 35 x OD 40 x Th 1.25mm, QTY-F1: 1, QTY-F2: -
11	YN03H01466P1		BRACKET BRACKET, QTY-F1: 1, QTY-F2: 1
12	YN03H01369P1		SUPPORT SUPPORT, QTY-F1: 1, QTY-F2: 11
13	YN43H01097P1		1 CLAMP Single -- 58x30x38mm (Ø28mm), QTY-F1: 1, QTY-F2: 1
14	ZE13X16000		FLANGE Clamp, Half -- (Incls. Capscrew & Lockwasher), QTY-F1: 4, QTY-F2: 4
15	ZD12P03400		O-RING 33.7mm ID x 40.7mm OD x 3.5mm Thk ID 33.70 ± 0.33 x OD 40mm, QTY-F1: 2, QTY-F2: 2

SK210LC-DYNAMIC ACERA EXCAVATOR ASN YQ07U0101

UPPER HYDRAULIC LINES (RETURN)

YQ07U0101~



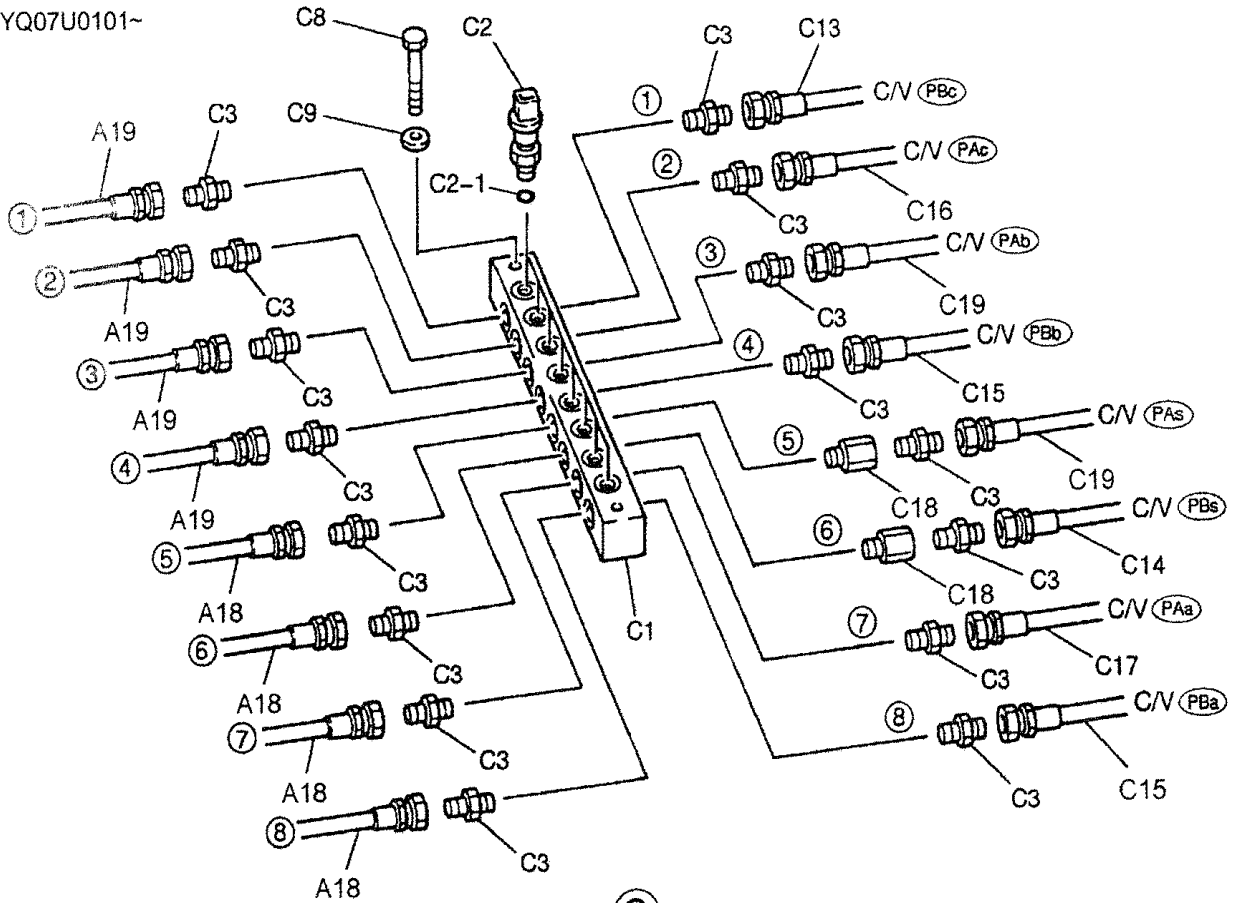
OPERATOR'S CONTROLS

REF FN	PART NUMBER	YR/SN	QTY DESCRIPTION
11	YN03M01369F1		GRIP GRIP ASSY, LH (HORN), QTY-F1: 1, QTY-F5: 1
11-1	YN03M01358P1		GRIP GRIP, QTY-F1: 1, QTY-F5: 1
11-4	YN03M01361P1		LEVER LEVER, QTY-F1: 1, QTY-F5: 1
11-6	YN50E00007P1		SWITCH ASSY SWITCH ASSY, QTY-F1: 1, QTY-F5: 1
11-7	YN03M01370P1		BOLT M3 x 0.5 x 08mm M03x0.5x08mm (Incls. Washer), QTY-F1: 1, QTY-F5: 1
12	YN03M01369F3		GRIP GRIP ASSY, QTY-F1: -, QTY-F5: 1, Remarks: F5 only
12-3	YN03M01360P1		GRIP GRIP, QTY-F1: -, QTY-F5: 1, Remarks: F5 only
12-5	YN03M01362P1		LEVER LEVER, QTY-F1: -, QTY-F5: 1, Remarks: F5 only
12-7	YN03M01370P1		BOLT M3 x 0.5 x 08mm M03x0.5x08mm (Incls. Washer), QTY-F1: -, QTY-F5: 1, F5 Only
13	YN03M01040P1		GRIP GRIP, QTY-F1: 2, QTY-F5: 2
15	ZM46C06020		BOLT M6 x 1.0 x 20mm M06x1.0x20mm (Incls. Washer & Lockwasher), QTY-F1: 6, QTY-F5: 6
16	ZM22C10020		BOLT M10 x 1.50 x 20mm M10x1.50x20mm (Incls. Washer & Lockwasher), QTY-F1: 4, QTY-F5: 4
17	ZM22C10025		BOLT M10 x 1.50 x 25mm M10x1.50x25mm (Incls. Washer & Lockwasher), QTY-F1: 4, QTY-F5: 4
18	ZN18C14011		NUT M14 x 2.0 M14x2.0mm, QTY-F1: 2, QTY-F5: 2
19	2420Z1232		NUT M12 x 1.25 M12x1.25mm, QTY-F1: 2, QTY-F5: 2
20	PH32H01007P1		CLAMP CLAMP, QTY-F1: 2, QTY-F5: 2
21	ZM22C10040		BOLT M10 x 1.50 x 40mm M10x1.50x40mm (Incls. Washer & Lockwasher), QTY-F1: 2, QTY-F5: 2

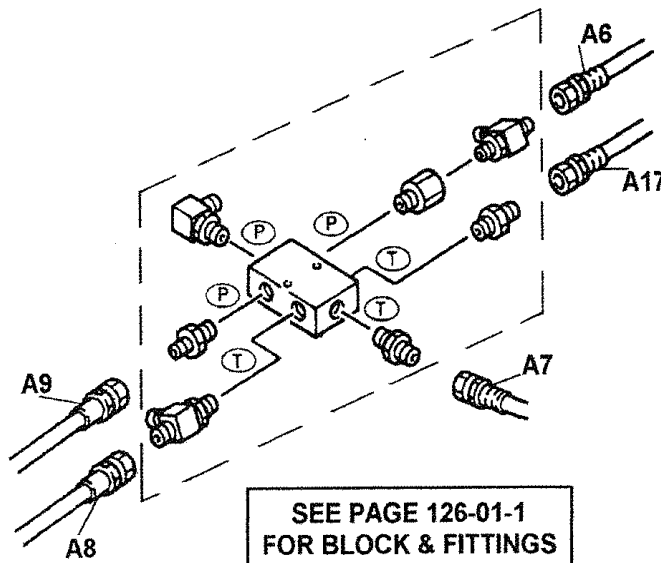
SK210LC-DYNAMIC ACERA EXCAVATOR ASN YQ07U0101

REMOTE CONTROL LINES

YQ07U0101~



C



D

01-030

01

p2

4/2021

REMOTE CONTROL LINES (NIBBLER AND BREAKER)

REF FN	PART NUMBER	YR/SN	QTY DESCRIPTION
A15	ZH22X06000		11 HYD CONNECTOR Male, 30 Deg FI, PF 3/8" x PF 3/8" x 37.5mm L, O-Ring (Incls. O-Ring ZD12P01400) (PF 3/8)
A16	HH25X04004G2		2 HYD CONNECTOR PF 1/4" x PF 1/4" x 36mm L PF 1/4, (Incls. O-Ring ZD12P01100)
A17	2444R1119D115		1 HOSE PF 3/8", 9.5mm ID x 15.9mm OD x 1150mm L PF 3/8, 1150mm Long (45-17/64 in)
A18	2420R537D205		4 FLEXIBLE HOSE PF 3/8", 9.5mm ID x 14mm OD x 2050mm L PF 3/8, 2050mm Long (80-45/64 in)
A19	2420R537D215		4 HYDRAULIC HOSE PF 3/8", 9.5mm ID x 14mm OD x 2150mm L PF
	{YN64H00063F1}		AR CONTROL LINES, BLOCK
C1	YN64H01075P1		1 BLOCK BLOCK
C2	YX52S00005P1		8 PRESSURE SWITCH PF 1/4", 0 - 2.94 MPa (0 - 30 kgf/cm) 3 wire SENSOR, PRESS
C2-1	ZD12P01100		1 O-RING 10.8mm ID x 15.6mm OD x 2.4mm Thk ID 10.8mm x OD 13.2mm
C3	ZH22X06000		16 HYD CONNECTOR Male, 30 Deg FI, PF 3/8" x PF 3/8" x 37.5mm L, O-Ring (Incls. O-Ring ZD12P01400) (PF 3/8)
C4	ZS18C08065		2 SCREW Hex, M8 x 1.25 x 65mm M08x1.25x65mm
C5	ZW16X08000		2 WASHER 9mm ID x 17mm OD x 1.6mm Thk ID 08 x OD 17 x Th 1.6mm
C6	YN06H01006P1		2 CONNECTION PF 3/8" CONNECTOR (PF 3/8)
C7	YN68H01035P1		2 CLAMP CLAMP
C8	ZS18C08055		2 CAPSCREW Hex, M8 x 1.25 x 55mm SCREW M08x1.25x55mm
C9	ZW16H08000		2 WASHER 8.5mm ID x 18mm OD x 3.2mm Thk ID 08 x OD 18 x Th 3.2mm
C10	YN64H01018P1		1 GROMMET GROMMET

SK210LC-DYNAMIC ACERA EXCAVATOR ASN YQ07U0101

01-030

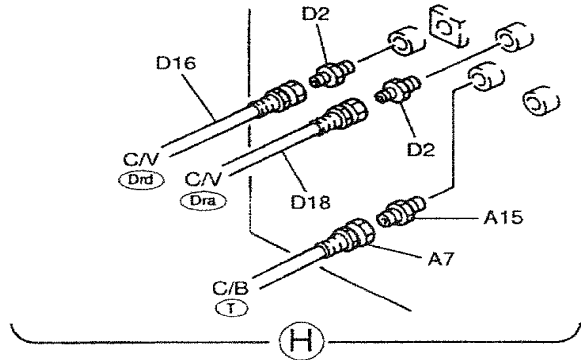
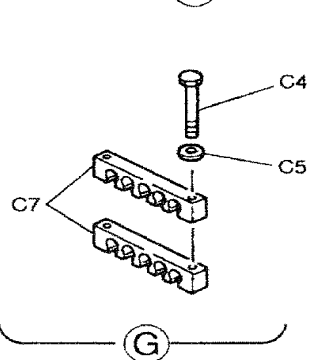
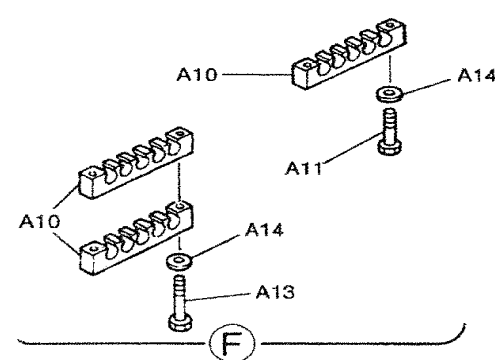
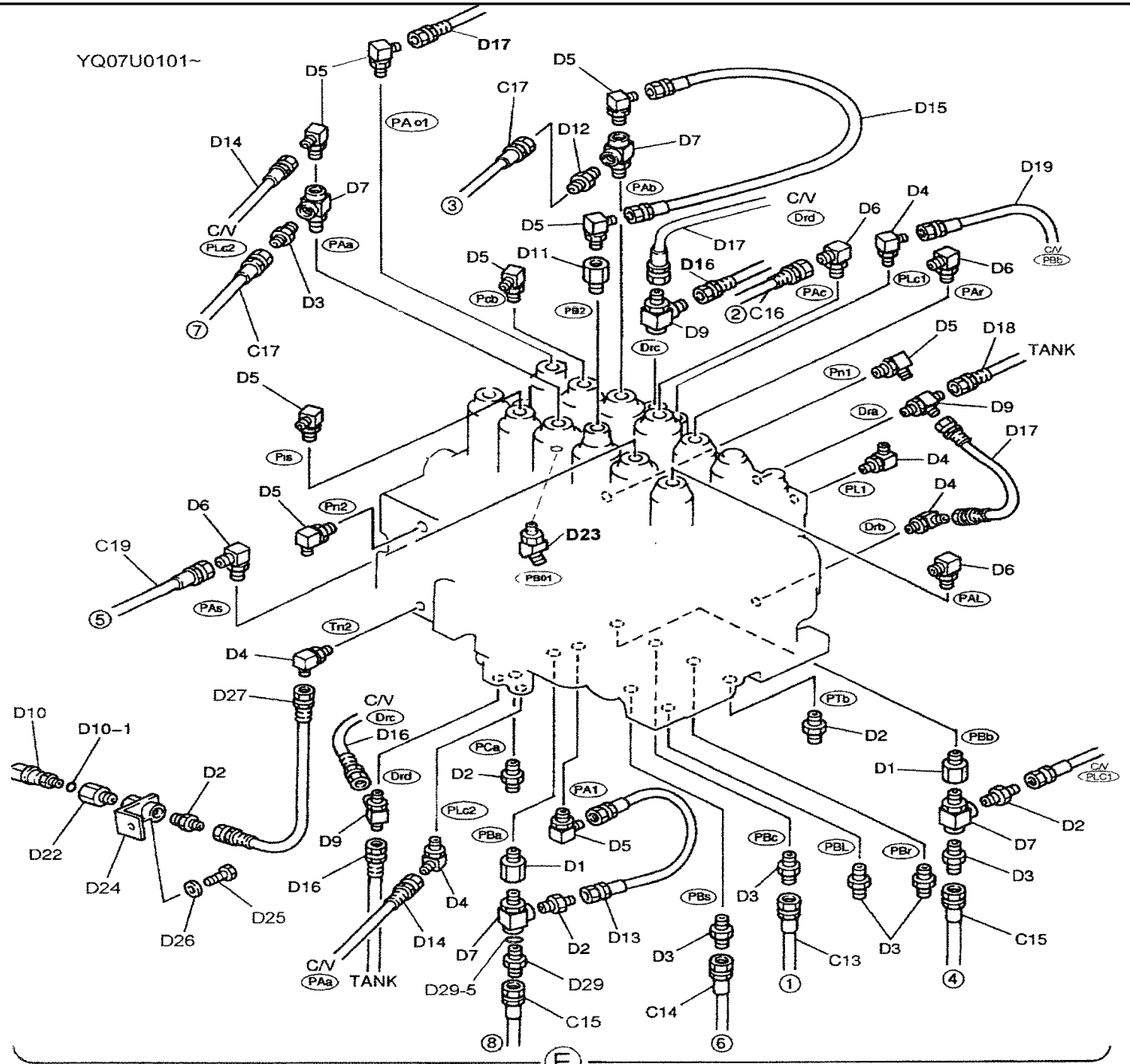
03

p2

4/2021

REMOTE CONTROL LINES (NIBBLER AND BREAKER)

YQ07U0101~



REMOTE CONTROL LINES (BREAKER)

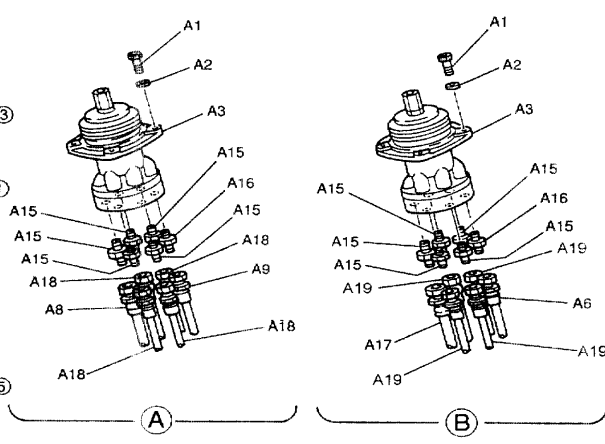
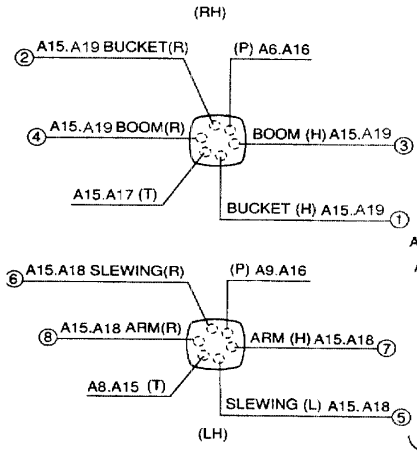
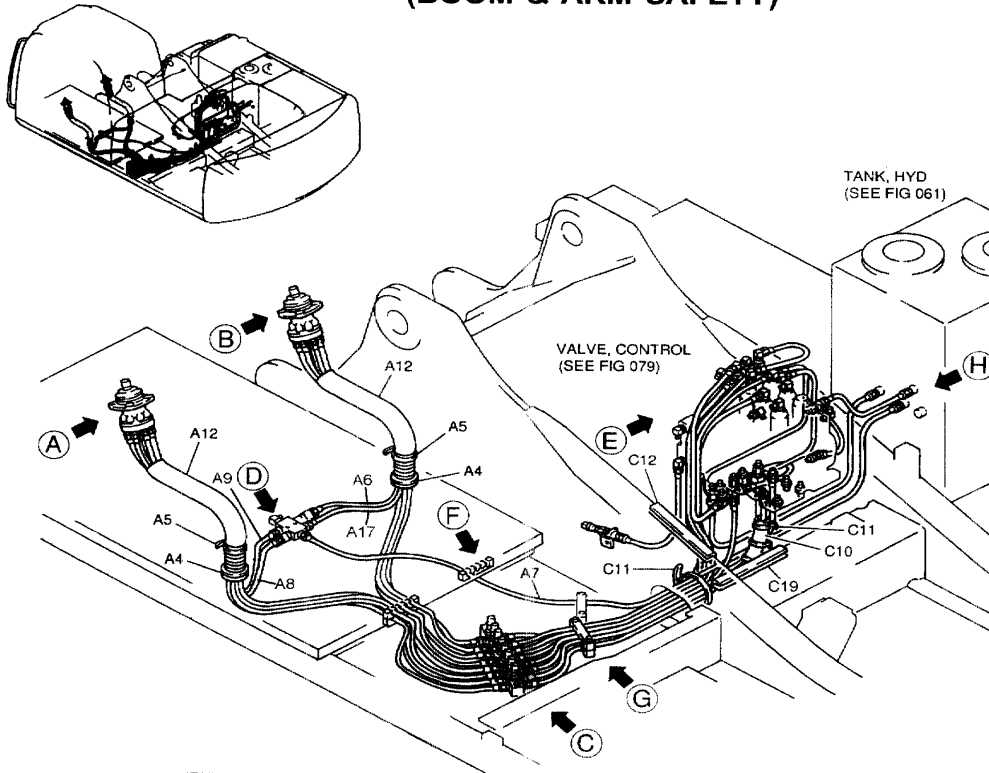
REF FN	PART NUMBER	YR/SN	QTY DESCRIPTION
	∅		REMOTE CONTROL LINES (BREAKER)
	YN68H00042F1		AR TUBE CONTROL LINES, REMOTE
A1	ZS28C06025		8 SCREW Hex Socket Head, M6 x 1.0 x 25mm M06x1.0x25mm
A2	ZW16X06000		8 WASHER 6.6mm ID x 12.5mm OD x 1.6mm Thk ID 06 x OD 12.5 x Th 1.6mm
A3	YT30V00008F2		2 VALVE VALVE, PILOT, Remarks: SEE CPM
A4	PH03M01250P1		2 BOOT 52mm ID x 82mm OD x 100mm L BOOT
A5	PY01P01043D6		2 CABLE TIE 4.8mm W x 383mm L Wire Ties -- 368mm Long
A6	2420R349D110		1 HOSE PF 1/4", 6.4mm ID x 10.4mm OD x 1100mm L (PF1/4; 1100mm Long (43-19/64 in))
A7	2444R1119D240		1 FLEXIBLE HOSE PF 3/8", 9.5mm ID x 15.9mm OD x 2400mm L PF 3/8, 2400mm Long (94-1/2 in)
A8	2444R1119D105		1 HOSE PF 3/8", 9.5mm ID x 15.9mm OD x 1050mm L PF 3/8, 1050mm Long (41-21/64 in)
A9	2420R349D105		1 HOSE PF 1/4", 6.4mm ID x 10.4mm OD x 1050mm L 1/4" PF, 1050mm Long (41-21/64 in)
A10	YN68H01035P1		3 CLAMP CLAMP
A11	ZS18C08040		2 SCREW Hex, M8 x 1.25 x 40mm M08x1.25x40mm
A12	YR68H01016D3		2 HOSE 60mm ID x 65mm OD x 650mm L, Black 650mm Long (25-1/2 in)
A13	ZS18C08065		2 SCREW Hex, M8 x 1.25 x 65mm M08x1.25x65mm
A14	ZW16X08000		4 WASHER 9mm ID x 17mm OD x 1.6mm Thk ID 08 x OD 17 x Th 1.6mm

SK210LC-DYNAMIC ACERA EXCAVATOR ASN YQ07U0101

REMOTE CONTROL LINES (BOOM AND ARM SAFETY)

YQ07U0101~

REMOTE CONTROL LINES
(BOOM & ARM SAFETY)



01-032

02

p5

4/2021

REMOTE CONTROL LINES (BOOM AND ARM SAFETY)

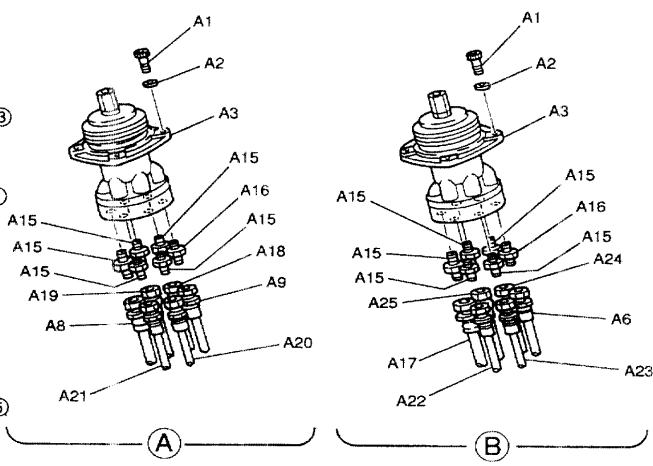
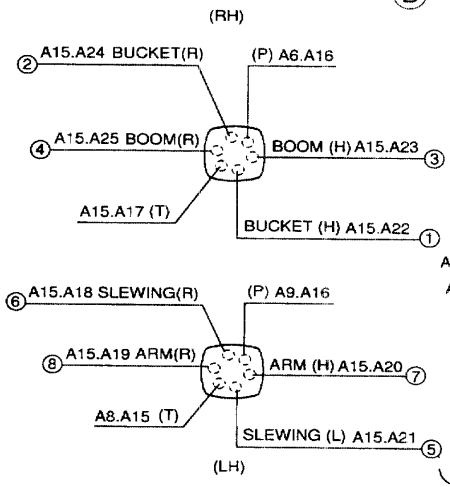
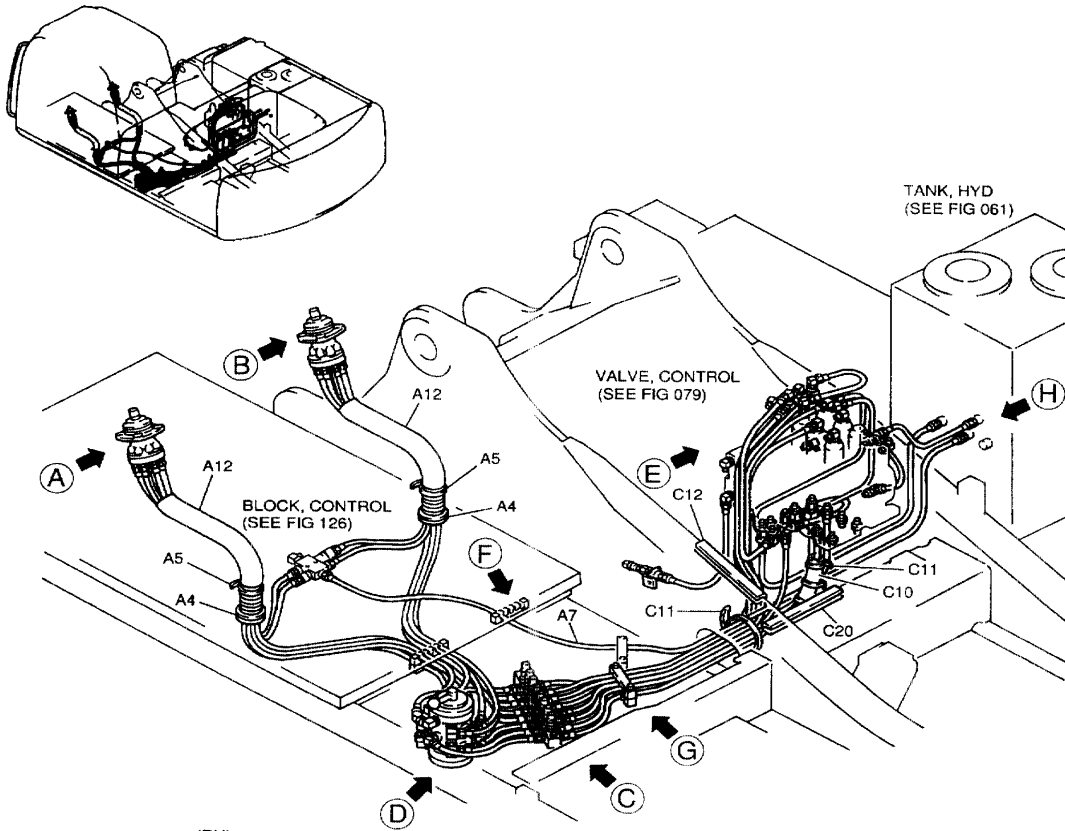
REF FN	PART NUMBER	YR/SN	QTY DESCRIPTION
D17	2444R1120D030		2 HOSE PF 1/4", 6.3mm ID x 12.7mm OD x 300mm L PF 1/4, 300mm Long (11-13/16 in)
D18	2444R1120D035		1 HOSE PF 1/4", 6.3mm ID x 12.7mm OD x 350mm L PF 1/4, 350mm Long (13-49/64 in)
D19	2420R349D065		1 HOSE PF 1/4", 6.4mm ID x 10.4mm OD x 650mm L PF 1/4, 650mm Long (25-1/2 in)
D22	2444T2505		1 HYD CONNECTOR PF 1/4" - PF 3/8" x 35mm L 1/4" PF - 3/8" PF x 35mm Long (Incls. O-Ring ZD12P01400)
D23	ZH42X04006		1 45 ELBOW Male, 30 Degree Fl, PF 1/4" x PF 3/8", O-Ring 45° -- 1/4"PFx3/8"PFx53.5mm Long (Incls. O-Ring 237-6006)
D24	YN64H01022P1		1 CONNECTION PF 3/8" CONNECTOR (PF 3/8)
D25	ZS18C10025		1 SCREW Hex, M10 x 1.50 x 25mm M10x1.50x25mm
D26	ZW16H10000		1 WASHER 11mm ID x 24mm OD x 3.2mm Thk ID 11 x OD 24 x Th 3.2mm
D27	ZX23M04046		1 HOSE PF 1/4", 14mm OD x 460mm L HOSE (PF 1/4, L=460mm)
D28	PY01P01043D3		2 CABLE TIE 4.6mm W x 202mm L Wire Ties -- 188mm Long, Not shown
D29	YN21V00005F1		1 CHECK VALVE PF 3/8 x PF 3/8 Check, PF 3/8, (Incls. O-Ring ZD12P01400)
D29-5	ZD12P01400		1 O-RING 13.8mm ID x 18.6mm OD x 2.4mm Thk ID 13.80 ± 0.19 x OD 18mm
D30	2444Z2359		3 TEE PF 3/8" x PF 3/8" x PF 3/8" 3/8" PT (Incls. O-Ring ZD12P01400)
D31	2444T2580		1 TEE 3/8" PF x 61mm L 3/8" PF x 61mm Long (No O-Ring supplied)

SK210LC-DYNAMIC ACERA EXCAVATOR ASN YQ07U0101

REMOTE CONTROL LINES (BOOM AND ARM SAFETY) (N&B)

YQ07U0101~

REMOTE CONTROL LINES
(BOOM & ARM SAFETY) (N&B)



115-60-1

SK210LC DYNAMIC ACERA PM, REV.1 03/00

01-033

03

p4

4/2021

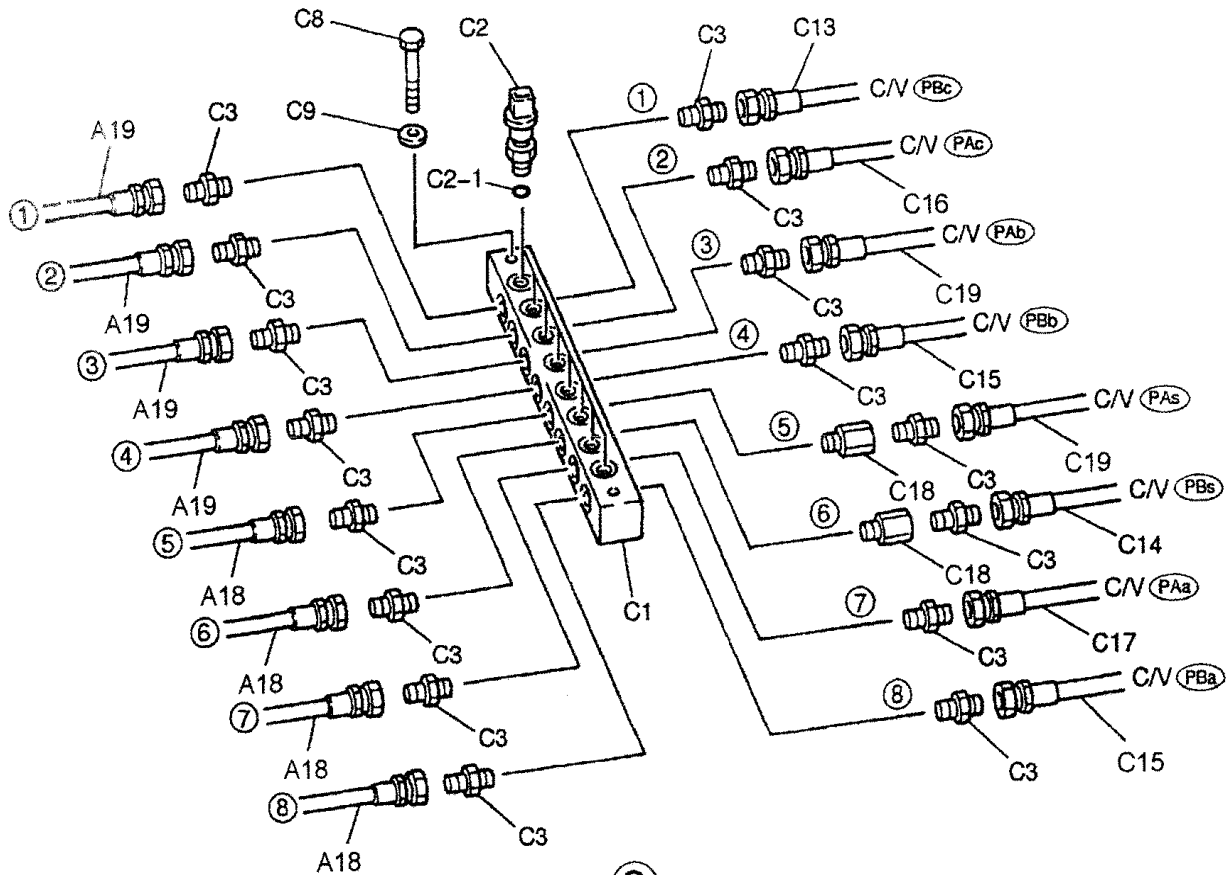
REMOTE CONTROL LINES (BOOM AND ARM SAFETY) (N&B)

REF FN	PART NUMBER	YR/SN	QTY DESCRIPTION
D5	ZH32X04006		10 90 ELBOW Male, 30 Degree Fl, PF 1/4" x PF 3/8", O-Ring 90° -- 1/4"x3/8"PF (Incls. O-Ring 237-6006 Alternate ZD12P01400)
D6	ZH32X06000		4 90 ELBOW Male, 30 Degree Fl, PF 3/8" x PF 3/8", O-Ring Elbow, 90° -- (Incls. O-Ring ZD12P01400) Alternate O-Ring 237-6006
D7	HH55Q06006G1		5 TEE PF 3/8" x PF 3/8" x PF 3/8" 3/8" PF (Incls. O-Ring ZD12P01400)
D9	2444Z2336		3 TEE PF 1/4" x 3/8" x 3/8" Tee -- 1/4"x3/8"x3/8"PF (Incls. O-Ring ZD12P01100)
D10	YX52S00005P1		1 PRESSURE SWITCH PF 1/4", 0 - 2.94 MPa (0 - 30 kgf/cm) 3 wire SENSOR, PRESS (PF 1/4)
D10-1	ZD12P01100		1 O-RING 10.8mm ID x 15.6mm OD x 2.4mm Thk ID 10.8mm x OD 13.2mm
D11	YN06H01017P1		1 HYD CONNECTOR 3/8" PF - 3/8" PF x 35mm L 3/8" PF - 3/8" PF x 35mm Long (Incls. O-Rings ZD12P01400)
D12	YN21V00005F2		1 CHECK VALVE PF 3/8 x PF 3/8 Check, PF 3/8, (Incls. O-Ring ZD12P01400)
D13	2420R349D040		1 HOSE PF 1/4", 6.4mm ID x 10.4mm OD x 400mm L 1/4" PF, 400mm Long (15-3/4 in)
D14	2420R349D070		1 HOSE PF 1/4", 6.4mm ID x 10.4mm OD x 700mm L PF 1/4, 700mm Long (27-9/16 in)
D15	2420R349D042		1 HOSE ASSY. PF 1/4", 6.4mm ID x 10.4mm OD x 420mm L PF 1/4, 420mm Long (16-1/2 in)
D16	2444R1120D090		2 HOSE PF 1/4", 6.3mm ID x 12.7mm OD x 900mm L HOSE ASSY (PF 1/4, L=900mm)

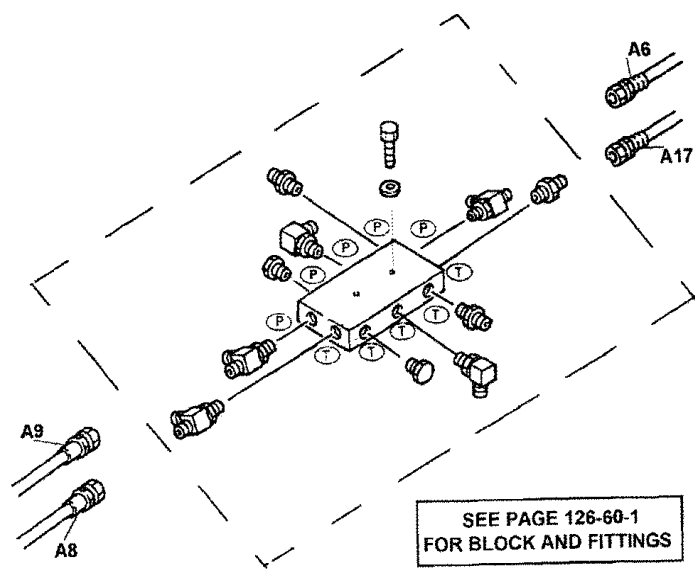
SK210LC-DYNAMIC ACERA EXCAVATOR ASN YQ07U0101

REMOTE CONTROL LINES (BOOM AND ARM SAFETY) (BREAKER)

YQ07U0101~



C



D

01-035

01

p3

4/2021

REMOTE CONTROL LINES (VALVE)

REF FN	PART NUMBER	YR/SN	QTY DESCRIPTION
B4	ZW16H08000		2 WASHER 8.5mm ID x 18mm OD x 3.2mm Thk ID 08 x OD 18 x Th 3.2mm
B5	ZW16H10000		2 WASHER 11mm ID x 24mm OD x 3.2mm Thk ID 11 x OD 24 x Th 3.2mm
B6	HH35X04004G3		1 90 ELBOW 1/4" PF 90° -- 1/4" PF (Incls. O-Ring ZD12P01100)
B7	ZH32X04000		2 90 ELBOW Male, 30 Degree FI, PF 1/4" x PF 1/4", O-Ring Elbow, 90° -- PF 1/4, (Incls. O-Ring 237-6004)
B8	2444R963D27		1 FLEXIBLE HOSE 6.4mm ID x 10.4mm OD x 1700mm L HOSE PF1/4, 1700mm Long (66-59/64 in)
B9	2444R1120D040		1 HOSE PF 1/4", 6.3mm ID x 12.7mm OD x 400mm L PF 1/4, 400mm Long (15-3/4 in)
B10	2420R349D170		1 FLEXIBLE HOSE PF 1/4", 6.4mm ID x 10.4mm OD x 1700mm L (PF 1/4, 1700mm Long (66-59/64 in))
B11	YM35V00001F1		1 VALVE VALVE ASSY, SOLENOID, Remarks: SEE CPM
B12	PY01P01043D6		2 CABLE TIE 4.8mm W x 383mm L Wire Ties -- 368mm Long, Not Shown

SK210LC-DYNAMIC ACERA EXCAVATOR ASN YQ07U0101

REMOTE CONTROL LINES (TRAVEL)

REF FN	PART NUMBER	YR/SN	QTY DESCRIPTION
B15	ZW16X08000		8 WASHER 9mm ID x 17mm OD x 1.6mm Thk ID 08 x OD 17 x Th 1.6mm
	YN64H00069F1		AR SPARE PART CONTROL LINES, BLOCK (STD, 50FT LONG REACH ROTARY CIRCUIT)
C1	YR64H01009P1		1 BLOCK BLOCK
C2	ZS18C08040		2 SCREW Hex, M8 x 1.25 x 40mm M08x1.25x40mm
C3	ZW16H08000		2 WASHER 8.5mm ID x 18mm OD x 3.2mm Thk ID 08 x OD 18 x Th 3.2mm
C4	2444Z2336		1 TEE PF 1/4" x 3/8" x 3/8" Tee -- 1/4"x3/8"x3/8"PF (Incls. O-Ring ZD12P01100)
C5	2444Z2359		1 TEE PF 3/8" x PF 3/8" x PF 3/8" 3/8" PT (Incls. O-Ring ZD12P01400)
C6	ZH22X06000		2 HYD CONNECTOR Male, 30 Deg FI, PF 3/8" x PF 3/8" x 37.5mm L, O-Ring (Incls. O-Ring ZD12P01400) (PF 3/8)
C7	2444Z2457		1 TEE TEE (2X PF 1/4 PF 3/8)
C8	2444T2505		1 HYD CONNECTOR PF 1/4" - PF 3/8" x 35mm L 1/4" PF - 3/8" PF x 35mm Long (Incls. O-Ring ZD12P01400)
C9	ZH32X06000		1 90 ELBOW Male, 30 Degree FI, PF 3/8" x PF 3/8", O-Ring Elbow, 90° -- (Incls. O-Ring ZD12P01400) Alternate O-Ring 237-6006

SK210LC-DYNAMIC ACERA EXCAVATOR ASN YQ07U0101

01-038

03

p4

4/2021

CTRL LINES, REMOTE TRAVEL (STD)

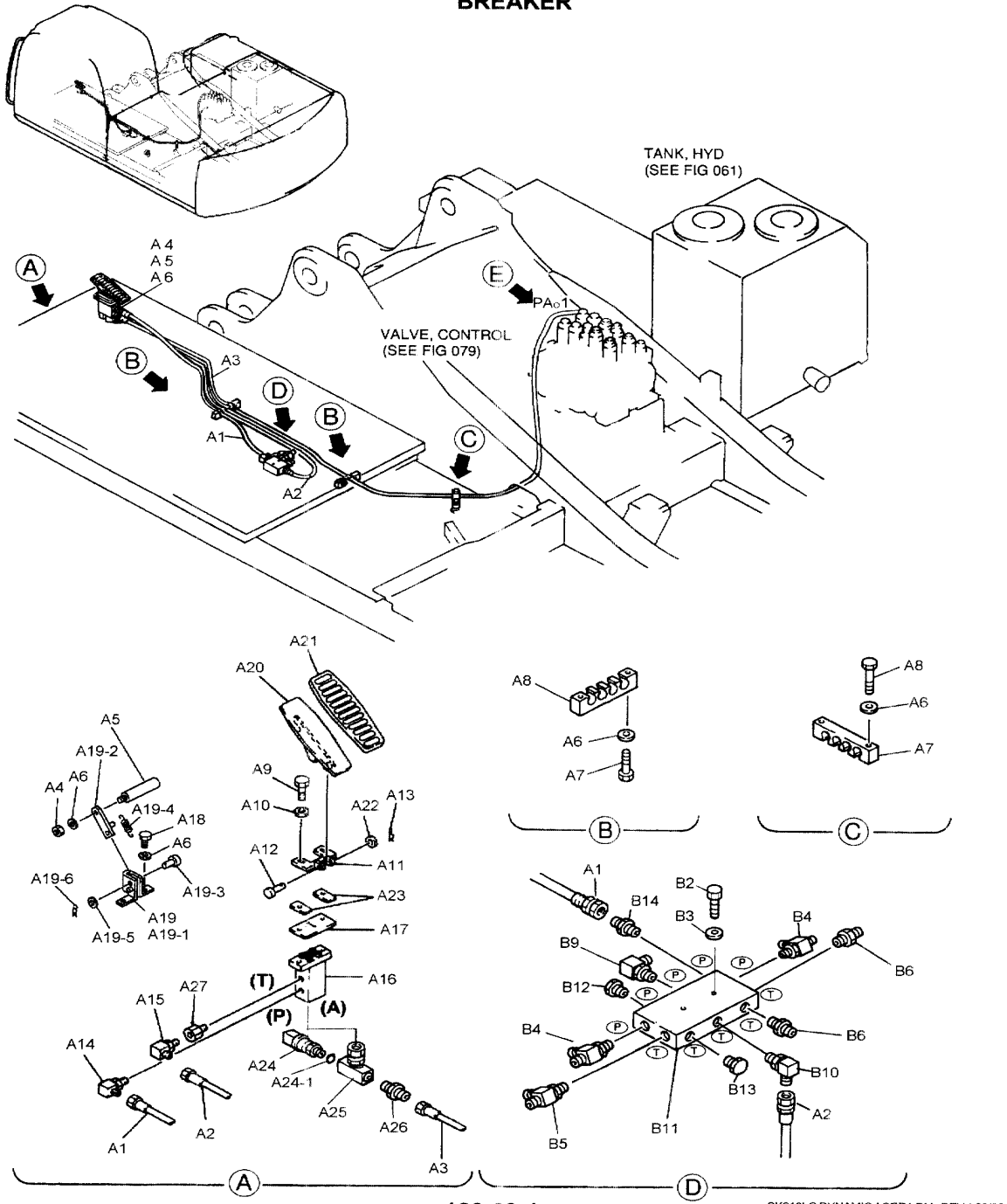
REF FN	PART NUMBER	YR/SN	QTY DESCRIPTION
A41	PU13E01002DH		2 PROTECTIVE SLEEVE 13.2mm ID x 17.5mm OD x 1150mm L TUBE, PROTECTION (L=1150mm)
	YN62H00007F1		AR TUBE CONTROL LINES, PROPEL
B1	YX30V00004F1		1 VALVE VALVE, PILOT
B2	HH25X04004G2		1 HYD CONNECTOR PF 1/4" x PF 1/4" x 36mm L PF 1/4, (Incls. O-Ring ZD12P01100)
B3	PY01P01043D3		4 CABLE TIE 4.6mm W x 202mm L Wire Ties -- 188mm Long
B4	ZH22X06000		1 HYD CONNECTOR Male, 30 Deg FI, PF 3/8" x PF 3/8" x 37.5mm L, O-Ring (Incls. O-Ring ZD12P01400) (PF 3/8)
B5	ZH32X06000		4 90 ELBOW Male, 30 Degree FI, PF 3/8" x PF 3/8", O-Ring Elbow, 90° -- (Incls. O-Ring ZD12P01400) Alternate O-Ring 237-6006
B6	ZS28C10025		4 SCREW Hex Socket Head, M10 x 25mm M10x1.50x25mm
B7	ZW16K10000		4 WASHER 10.5mm ID x 18mm OD x 2.0mm Thk ID 10.5 x OD 18 x Th 2.0mm
B8	YX52S00005P1		2 PRESSURE SWITCH PF 1/4", 0 - 2.94 MPa (0 - 30 kgf/cm) 3 wire SENSOR, PRESSURE (PF 1/4)
B8-1	ZD12P01100		1 O-RING 10.8mm ID x 15.6mm OD x 2.4mm Thk ID 10.8mm x OD 13.2mm
B9	2420R349D090		1 HOSE PF 1/4", 6.4mm ID x 10.4mm OD x 900mm L PF1/4, 900mm Long (35-7/16 in)
E10	2444R1119D100		1 HOSE PF 3/8", 9.5mm ID x 15.9mm OD x 1000mm L 3/8" PF, 1000mm Long (39-3/8 in)
B11	2420R537D300		2 HOSE PF 3/8", 9.5mm ID x 14mm OD x 3000mm L PF 3/8

SK210LC-DYNAMIC ACERA EXCAVATOR ASN YQ07U0101

REMOTE CONTROL LINES (REWORK) BREAKER

YQ07U0101-

REMOTE CONTROL LINES (REWORK) BREAKER



126-63-1

SK210LC DYNAMIC ACERA PM, REV.1 03/00

CAB ASSEMBLY

REF FN	PART NUMBER	YR/SN	QTY DESCRIPTION
26	YN03M01159P1		1 GROMMET GROMMET
27	YT02C01109F1		1 CATCH CATCH ASSY, DOOR
28	YT02C01124P1		1 COVER COVER
29	YN02C01807P2		1 LEVER LEVER
30	YT02C01207P1		1 SPRING SPRING
31	YT02C01276P1		1 COVER COVER
32	YN02C01823P1		2 STOP STOPPER
33	YT02C01233P1		1 CAP CAP
34	2418Z726D3		2 WASHER, LOCK 6mm ID x 12.2mm OD x 1.5mm Thk ID 06 x OD 12.2 x Th 1.5mm
35	YN02C01811P1		2 PLATE PLATE
36	YN02C01656P1		1 LOCK ASSY LOCK ASSY
37	YN02C01764P1		2 RUBBER SLEEVE RUBBER
38	YT51C01021P1		1 HOOK HOOK
39	ZM66C05012		4 BOLT M5 x 0.8 x 12mm M05x0.8x12mm (Incls. Washer & Lockwasher)
40	YN02C01763P1		2 BRACKET BRACKET
41	YT02C01261D1		5 PLATE PLATE
42	YT54C00001P1		1 WINDSHIELD WASHER WASHER ASSY, WINDOW
43	YT02C01126D1		1 TUBE 6mm OD x 3500mm L 3500mm Long (137-51/64 in)
44	YT02C01274P1		1 COVER COVER
45	YN02C01567P1		1 GLASS GLASS
46	YN02C01787P1		1 GLASS GLASS
47	YT02C01390P1		4 WASHER 9mm ID x 20mm OD x 0.8mm Thk ID 09 x OD 20 x Th 0.8mm
48	YN55C00005P1		1 SUN VISOR SUN VISOR
49	YN02C01562P1		1 GLASS GLASS
50	YN02C01788P1		1 GLASS Square lower corners
50	YN02C02082P1		1 GLASS Rounded lower corners

SK210LC-DYNAMIC ACERA EXCAVATOR ASN YQ07U0101

01-045

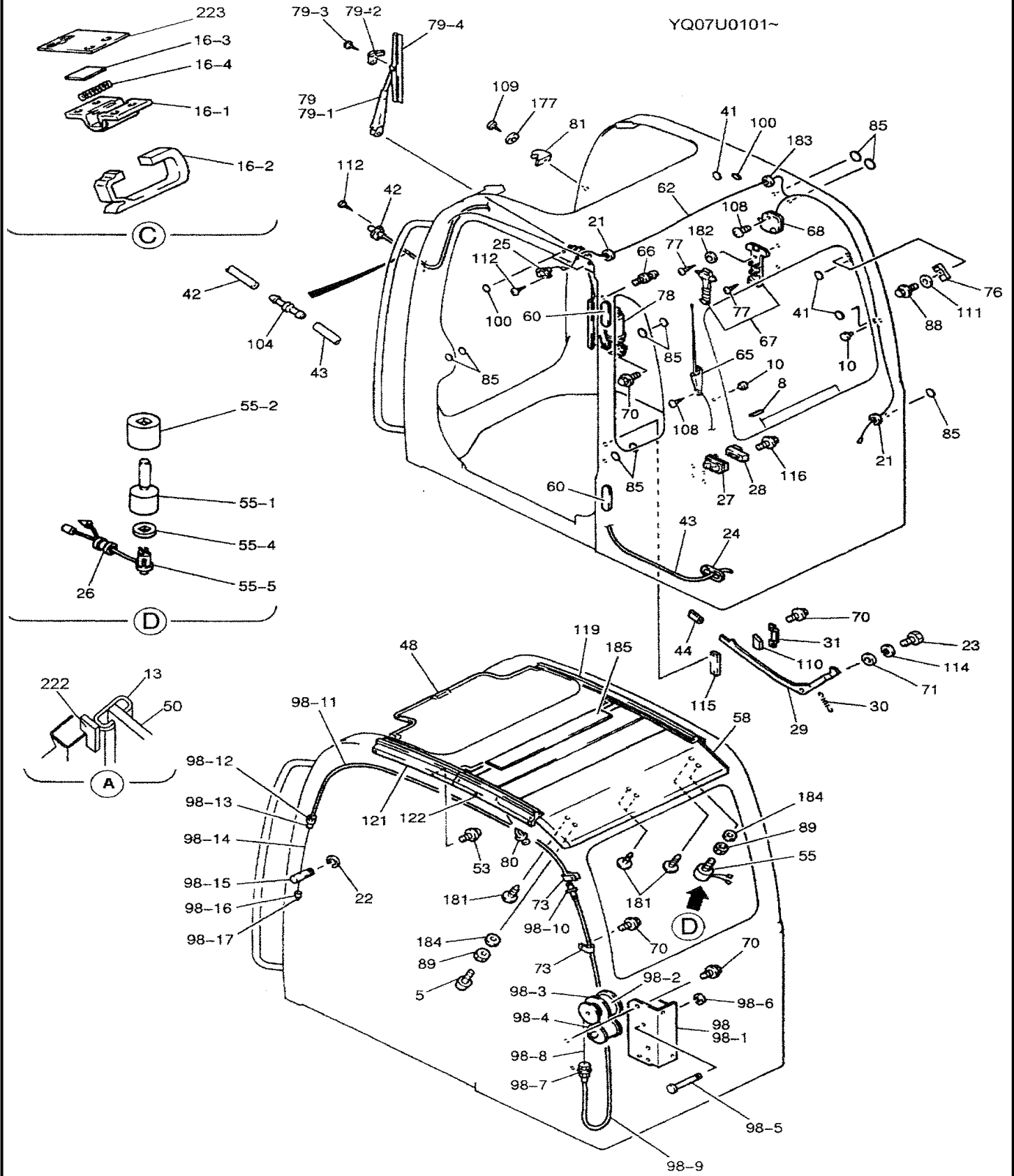
02

p5

4/2021

CAB ASSEMBLY

YQ07U0101~



01-045

03

p7

4/2021

CAB ASSEMBLY

REF FN	PART NUMBER	YR/SN	QTY DESCRIPTION
196	YN02C01913F1		1 PLATE PLATE ASSY
197	YN02C01914P2		1 WASHER WASHER
222	YN02C01513P1		2 SEAL RUBBER
223	YN02C01888P1		2 PACKING PACKING

SK210LC-DYNAMIC ACERA EXCAVATOR ASN YQ07U0101

01-046

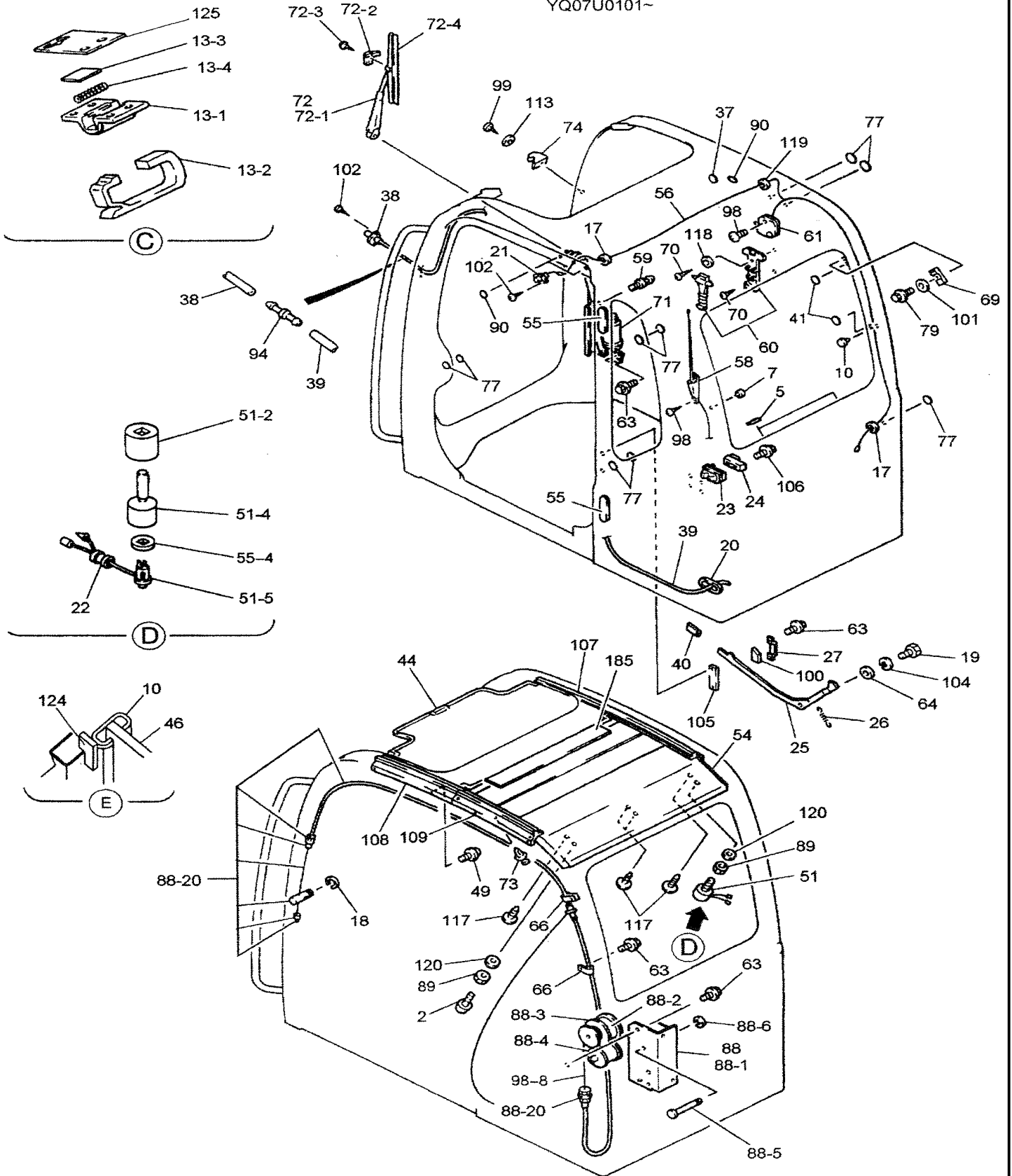
02

p4

4/2021

CAB ASSEMBLY

YQ07U0101~



FRONT WINDOW ASSEMBLY

REF FN	PART NUMBER	YR/SN	QTY DESCRIPTION
	YN50C00001F1		WINDOW FRONT WINDOW ASSY
1	YN50C01012P1		1 FRAME FRAME ASSY
2	YN02C01563P1		1 GLASS GLASS
3	YN50C01023P1		1 SEAL SEAL
4	YJ21C01149P1		2 CLIP CLIP
5	YT50C01020P1		3 RETAINER RETAINER
6	YT50C01042P1		2 BLOCK BLOCK, TAPPED
7	YT50C01043P1		2 PLATE PLATE
8	YN50C01030P1		1 FLEXIBLE JOINT JOINT
10	YN50C01024P1		1 SEAL 834.4mm L 834.4mm Long (32-55/64 in)
11	YT50C01023P1		6 RUBBER 23mm W x 30mm L RUBBER
12	YR21C01161P1		3 WASHER 9mm ID x 22mm OD x 2.3mm Thk ID 09 x OD 22 x Th 2.3mm
13	YT50C01063F2		HANDLE HANDLE ASSY, LH
13-2	YT50C01065F1		1 LEVER ASSY. LEVER ASSY
13-2A	YT50C01055P1		1 LEVER ASSY. LEVER ASSY
13-2B	YT50C01056P1		1 LEVER LEVER ASSY
13-2C	ZR36X00800		1 SNAP RING 8mm ID x 16mm OD x 0.8mm Thk RING, SNAP
13-3	ZR36X00800		2 SNAP RING 8mm ID x 16mm OD x 0.8mm Thk RING, SNAP
13-4	YT50C01059P1		1 SHIM 1.0mm Thk SHIM
13-5	YT50C01044F2		1 HANDLE HANDLE ASSY
13-5B	YT50C01053P1		1 BRACKET BRACKET
13-5C	YT50C01057P1		1 SPRING SPRING
13-5D	ZR36X00800		1 SNAP RING 8mm ID x 16mm OD x 0.8mm Thk RING, SNAP
13-5E	YT50C01058P1		1 SHIM SHIM
13-5F	{YN50C01032P1}		1 HANDLE ASSY
14	YT50C01064F2		1 HANDLE HANDLE ASSY, RH
14-2	YT50C01065F1		1 LEVER ASSY. LEVER ASSY
14-2A	YT50C01055P1		1 LEVER ASSY. LEVER ASSY

SK210LC-DYNAMIC ACERA EXCAVATOR ASN YQ07U0101

01-049

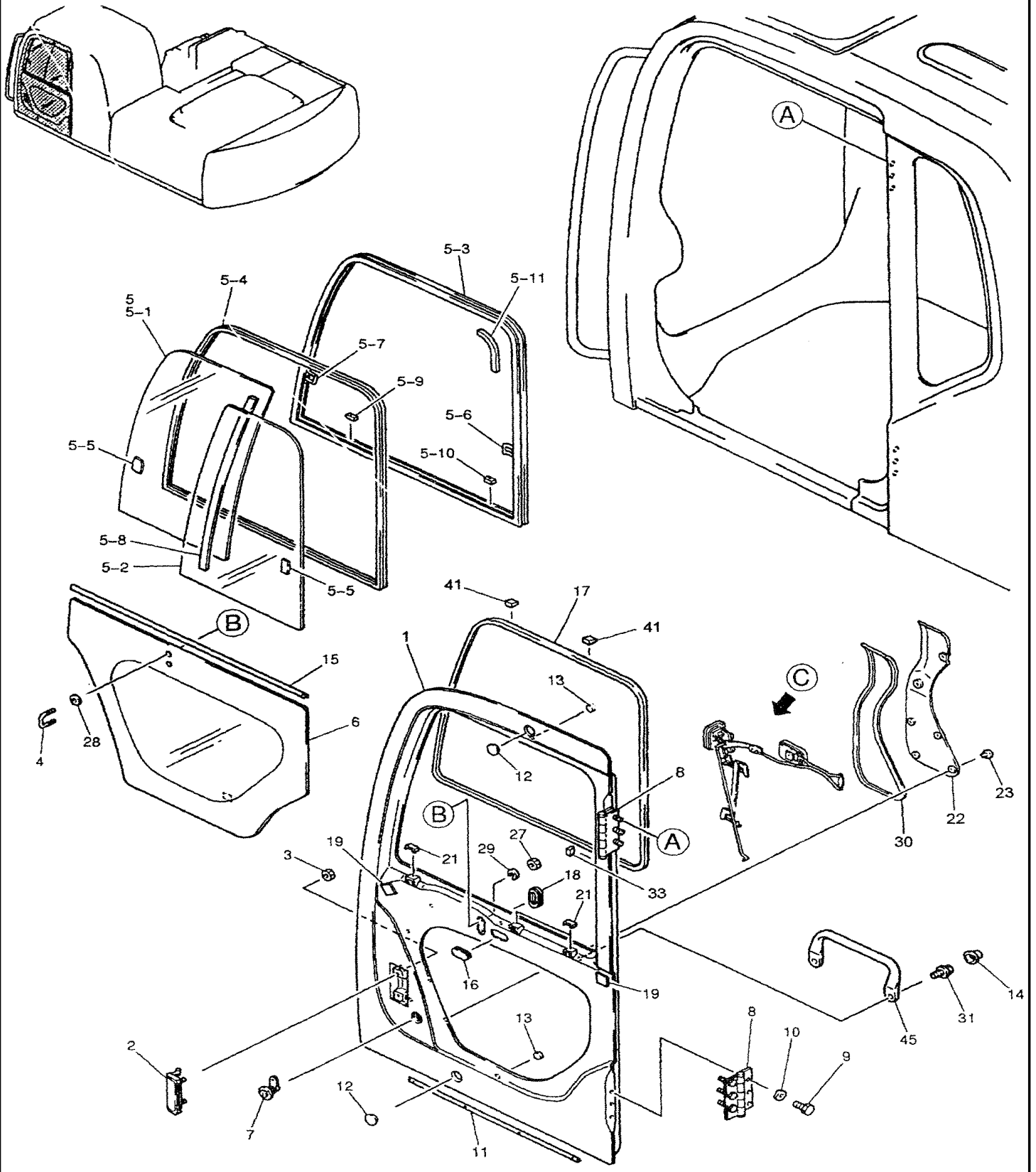
01

p3

4/2021

DOOR ASSY, CAB - AFTER 4-15-2001

YQ07U0101~



GUARD INSTALLATION

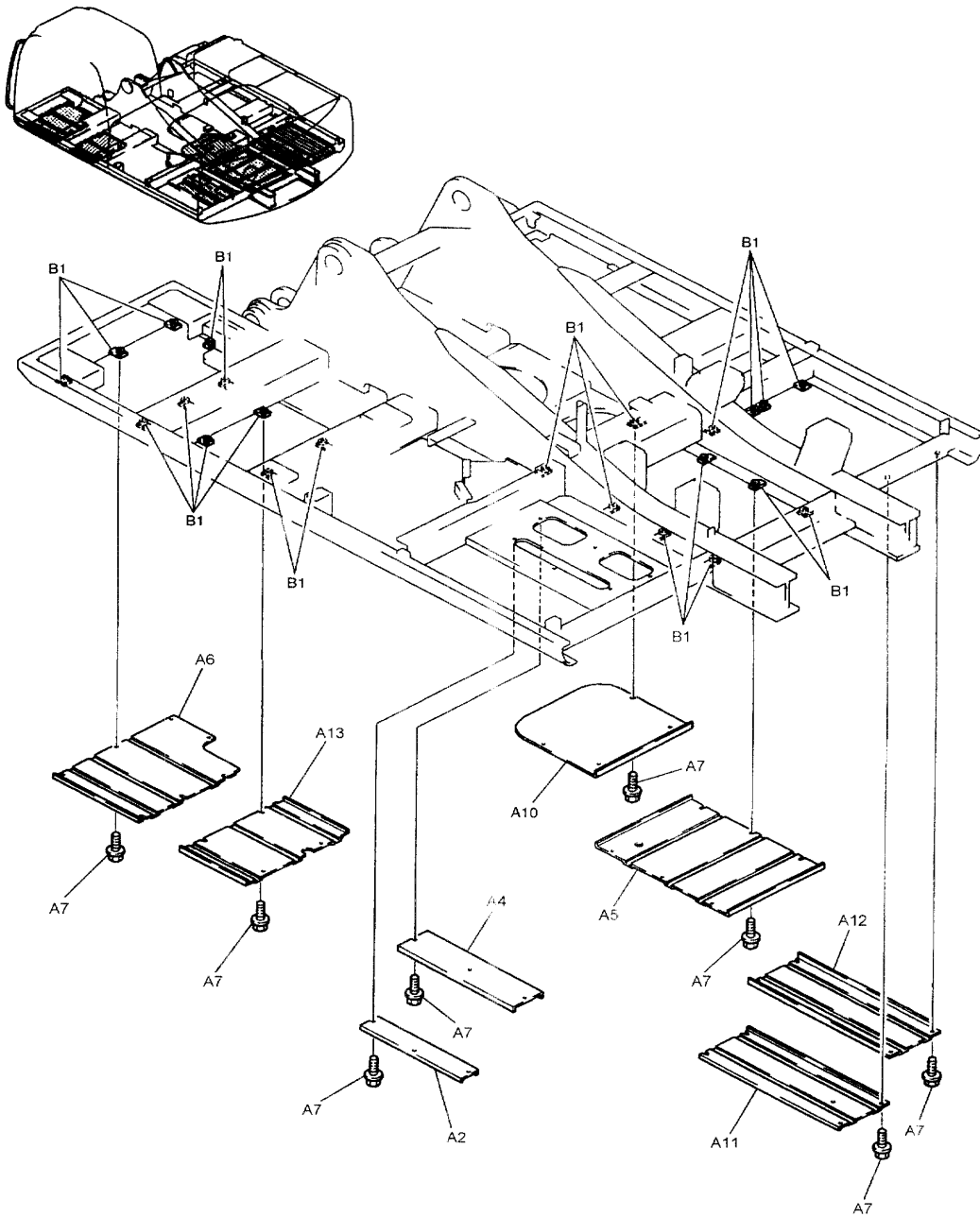
REF FN	PART NUMBER	YR/SN	QTY DESCRIPTION
26	YN21C01715P1		1 STRIKER PLATE
27	YN21C01716P1		1 PLATE
28	YN21C01717P1		1 SPRING
29	YN21C01820P1		1 HANDRAIL
31	2416T6289D2		3 STAY Stay
32	2419R9D2		3 PIN 1.6mm OD x 27.7mm L OD 08mm x 27.7mm Long
33	2419R9D6		1 PIN 2mm OD x 43.8mm L Snap -- OD 16mm x 43.8mm Long
34	YN21C01321P1		4 STOP M10 x 1.25 x 33mm L
35	ZM32C12025		44 BOLT M12 x 1.75 x 25mm M12x1.75x25mm (Incls. Washer & Lockwasher)
36	ZM32C12030		31 BOLT M12 x 1.75 x 30mm M12x1.75x30mm (Incls. Washer & Lockwasher)
37	YN02C01299P1		13 BOLT M12 x 1.75 x 35mm M12x1.75x35mm (Incls. Washer & Lockwasher)
38	ZS18C08025		12 SCREW Hex, M8 x 1.25 x 25mm M08x1.25x25mm
40	ZN18C08007		4 NUT M8 x 1.25 M08x1.25mm
41	ZN18C10008		12 NUT M10 x 1.50 M10x1.50mm
42	ZN18F10008		4 NUT M10 x 1.25 M10x1.25mm
43	ZN18C12010		4 NUT M12 x 1.75 M12x1.75mm
44	ZW26X08000		12 LOCK WASHER 8mm ID x 15mm OD x 2.0mm Thk Lock -- ID 08 x OD 15 x Th 2.0mm
45	ZW26X10000		12 LOCK WASHER 10mm ID x 18mm OD x 2.5mm Thk ID 10 x OD 18 x Th 2.5mm
46	ZW26X12000		7 LOCK WASHER 12mm ID x 21mm OD x 3.0mm Thk ID 12 x OD 21 x Th 3.0mm
47	ZW16X08000		8 WASHER 9mm ID x 17mm OD x 1.6mm Thk ID 08 x OD 17 x Th 1.6mm
48	ZW16H08000		8 WASHER 8.5mm ID x 18mm OD x 3.2mm Thk ID 08 x OD 18 x Th 3.2mm

SK210LC-DYNAMIC ACERA EXCAVATOR ASN YQ07U0101

UNDER COVER ASSEMBLY

YQ07U0101-

UNDER COVER ASSEMBLY



222-01-1

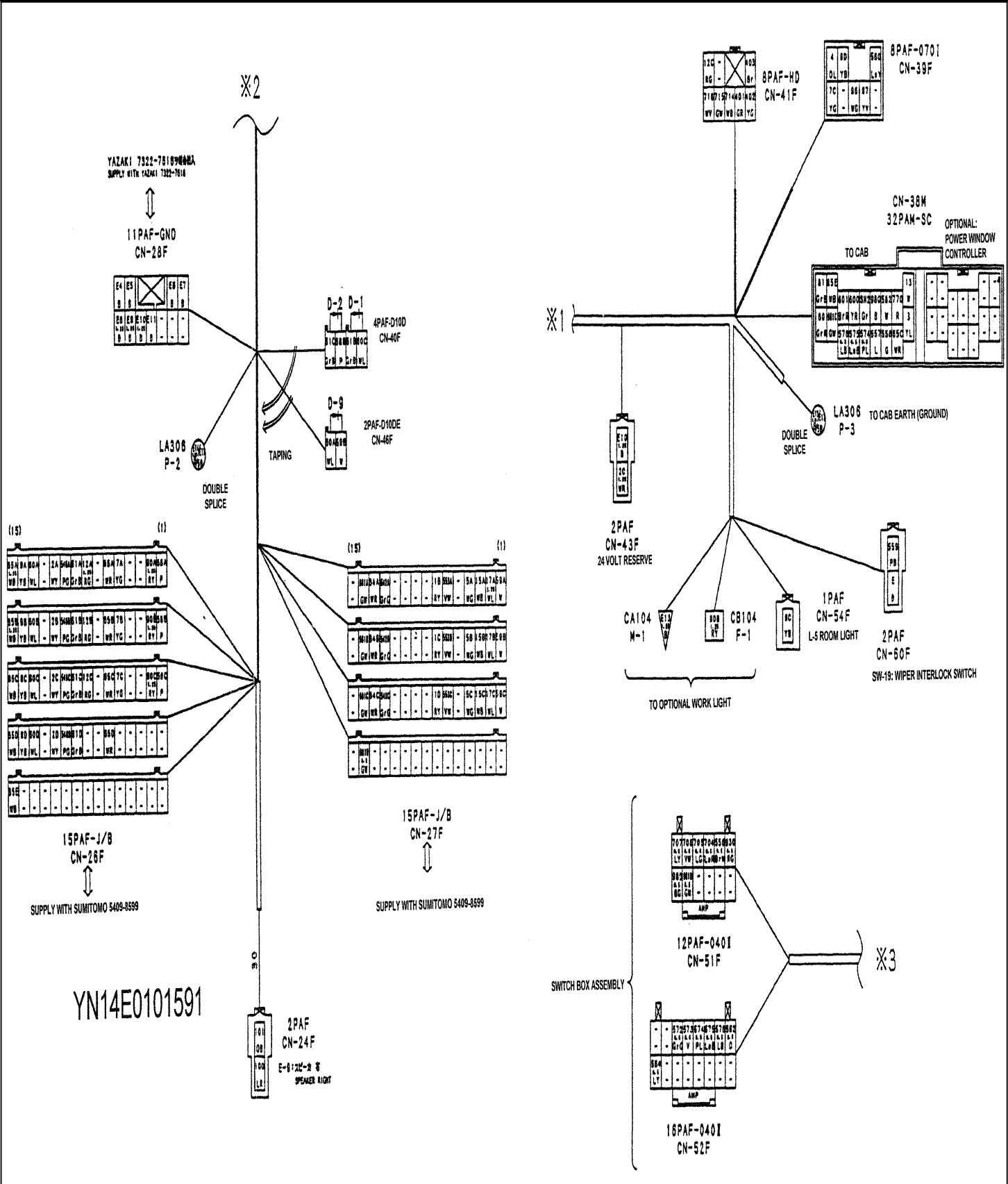
SK210LC DYNAMIC ACERA PM, REV.1 03/00

CONTROLLER GROUP

REF FN	PART NUMBER	YR/SN	QTY DESCRIPTION
.	⌋		CONTROLLER GROUP
.	YN22E00057F6		AR CONTROL CONTROLLER ASSY (STD, Rotary Circuit)
.	YN22E00057F7		AR CONTROL UNIT CONTROLLER ASSY (50FT Reach)
A1	YN22E01033P2		1 BOX BOX
A2	YN22E01027P1		1 PLATE PLATE
A3	YN50E00004F1		1 SWITCH ASSY SWITCH BOX ASSY (C-3)
A4	VAME077148		1 RELAY STARTER SAFETY (R-4) -- MITSUBISHI COMPONENTS
A6	LC22E01001D1		1 RESISTOR 16ohm 16 Ohm, (E-4)
A7	LC73E00001F1		1 FUSE BOX FUSE BOX ASSY (E-1)
A7-1	YN73E00001S001		1 BASE BASE
A7-2	YN73E00001S002		1 COVER COVER
A7-3	2479R655S10		6 FUSE 5A 5 Amp
A7-4	2479R655S8		4 FUSE 10 Amp 10 Amp
A7-5	2479R655S9		8 FUSE 20 Amp 20 Amp
A7-6	LC73E00001S006		1 WIRE HARNESS HARNESS HARNESS
A7-7	YN73E01010P1		1 LABEL LABEL
A8	YR24S00002P1		2 RELAY RELAY (R-6, R-5)
A9	YN14E00015F1		1 WIRE HARNESS HARNESS ASSY (CAB)
A9-1	YN14E01015P1		1 WIRE HARNESS HARNESS HARNESS
A9-2	ZS18C06016		2 SCREW Hex, M6 x 1.0 x 16mm M06x1.0x16mm
A9-3	ZM66C06020		4 BOLT M6 x 1.0 x 20mm M06x1.0x20mm (Incls. Washer & Lockwasher)
A9-4	YN03E01001D5		10 CLIP 195mm L 195mm Long (7-43/64 in) -- Black
A9-5	PY01P01043D3		1 CABLE TIE 4.6mm W x 202mm L Wire Ties -- 188mm Long
A9-6	ZW26X06000		2 LOCK WASHER 6mm ID x 12mm OD x 1.5mm Thk ID 06 x OD 07 x Th 1.5mm
A9-7	ZW16X06000		2 WASHER 6.6mm ID x 12.5mm OD x 1.6mm Thk ID 06 x OD 12.5 x Th 1.6mm

SK210LC-DYNAMIC ACERA EXCAVATOR ASN YQ07U0101

CONTROLLER GROUP



YN14E0101591

CONTROLLER GROUP

REF FN	PART NUMBER	YR/SN	QTY DESCRIPTION
A9-8	2432R233D1		1 CLIP 37mm x 12mm x 40mm 37x12x40mm
A10	YN50S01003P1		1 SWITCH SWITCH, KPSS RELEASE (SW-5)
A11	YX50E00002F1		1 SWITCH SWITCH, SWING PARKING RELEASE (SW-4)
A12	YN22M01013P1		1 LABEL LABEL
A13	YN22M01014P1		1 LABEL Decal, Swing Parking Brake Release Lock and Normal
A14	ZM41C04016		1 BOLT M4 x 0.7 x 16mm M04x0.7x16mm (Incls. Washer & Lockwasher)
A15	ZM61C06016		7 BOLT M6 x 1.0 x 16mm M06x1.0x16mm (Incls. Washer & Lockwasher)
A16	ZM61C06020		3 BOLT M6 x 1.0 x 20mm M06x1.0x20mm (Incls. Washer & Lockwasher)
A17	YT24E00001F1		1 RELAY RELAY ASSY, WIPER (R-7)
A18	ZM61C06030		2 BOLT M6 x 1.0 x 30mm M06x1.0x30mm (Incls. Washer & Lockwasher)
A19	2420Z699		1 GROMMET GROMMET
A20	YN22E01012P1		1 RUBBER RUBBER
A21	ZM61C06035		2 BOLT M6 x 1.0 x 35mm M06x1.0x35mm (Incls. Washer & Lockwasher)
A22	YN24S00001P1		1 RELAY 24V, 10 Amp RELAY, TRAVEL ALARM (R-8)
A29	YN22E00055F3		1 CONTROL CONTROLLER (C-1 KPSS), Remarks: F6 only
A30	YN22E00089F2		1 CONTROL UNIT CONTROLLER (C-1 KPSS), Remarks: F7 only
A30	YN22E00108F1R		1 REMAN ELECT CONTROL ELECT CONTROL SK210LC DYNAMIC ACERA EXCAVATOR ASN YQ07U0101, Reman for New P/N YN22E00089F2
A30	YN22E00108F1C {YN22E00060F1}		CORE-ELECTRONIC CONT ELECT CONTROL Return Number AR CONTROLLER INSTAL

SK210LC-DYNAMIC ACERA EXCAVATOR ASN YQ07U0101

01-058

10

p3

4/2021

CONTROLLER GROUP

YN14E01015P3

CONNECTORS SELECTION TABLE

CONNECTOR NAME (IF IN MUX.)	MANUFAC.	PART NUMBER					
		HOUSING	TERMINAL	HARNESS SEAL	RETAINER LOCK PLATE	SEALING PLUG	CLIP
3PAF	YAZAKI	7122-2237	7116-2090				
2PAF	YAZAKI	7123-2228	7116-2090				
			7116-2092				
1PAF	YAZAKI	7123-2215	7116-2090				
11PAF-GND	YAZAKI	7283-1118	7116-4021				
		7222-7616					
2PAF-DIDDE	YAZAKI	7122-7729-48	7116-1181P				
4PAF-DIDDE	YAZAKI	7123-7144	7116-1181P				
CA104	YAZAKI	7120-8012	7116-1820-02				
CB104	YAZAKI	7120-1010	7116-1850-02				
5PAF-PZE	PZE	VCF4-1003					
	PACKARD		12015665				
15PAF-J/B	SUMITOMO	5441-8885	8152-8485				
		5409-8598					
18PAF-ND	SUMITOMO	5098-0258	8240-4282				
12PAF-ND	SUMITOMO	5098-0251	8240-4422				
7PAF-ND305	SUMITOMO	5250-0266	8242-4050				
			8242-4068				
3PAF-ND305	SUMITOMO	5098-0208	8222-4256				6810-1205
100PAF-SAIC	AMP	178216-6	175266-2				
			175269-1				
	YAZAKI		7116-2671				
34PAF-SCCS	AMP	177611-2	175272-1				
			175273-1				
32PAF-SC	AMP	178868-1	817067-5				
			175273-1				
18PAF-SCC	AMP	17-178862-5	817067-5				
			175273-1				
12PAF-D70	AMP	176116-6	175281-1				
12PAF-D701	AMP	173851-1	173831-1				
8PAF-C701	AMP	173250-1	173831-1				
34PAF-0403	AMP	316022-6	175266-2				
			175267-2				
28PAF-0401	AMP	316016-6	175266-2				
			175267-2				
22PAF-D401	AMP	316016-6	175266-2				
			175267-2				
18PAF-0403	AMP	316012-6	175266-2				
			175267-2				
26PAF-H103	AMP	817882-6	175266-2				
			175269-1				
22PAF-H103	AMP	817889-6	175266-2				
			175269-1				
18PAF-H103	AMP	817881-6	175266-2				
			175265-1				
12PAF-D403	AMP	175885-2	173881-2				
18PAF-D403	AMP	175886-2	173881-2				
5PAF-R	AMP	7125-8153-30	7116-2871		7157-8350-20		
2PAF-BLUE	YAZAKI	7125-2228-80	7116-2090				
8PAF-NWP	MITUBISHI	PF805-86020	MT025-27250	RS220-04100	PH815-02810		
8PAF-ND	SUMITOMO	5098-0247	8240-4422				
8PAF-NK	SUMITOMO	5090-1215	8240-4422				

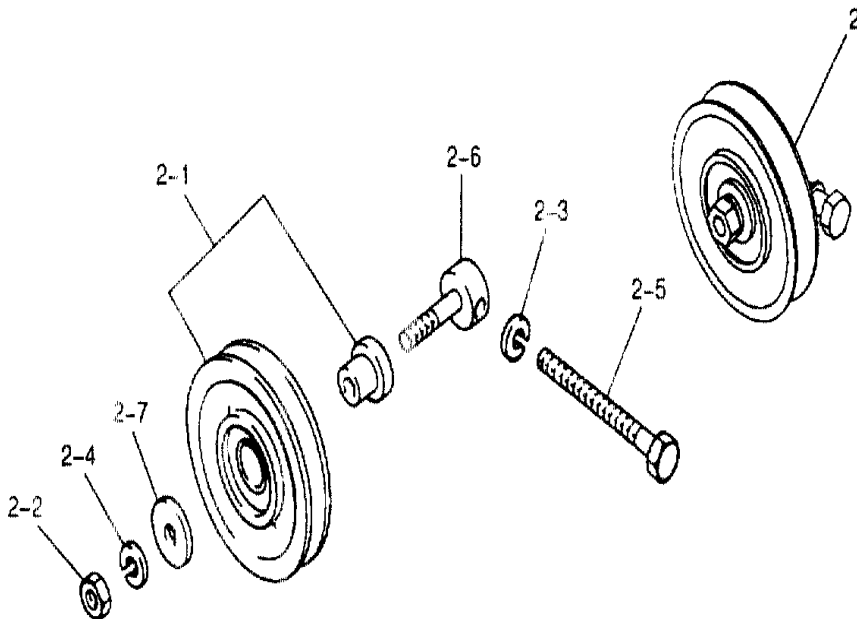
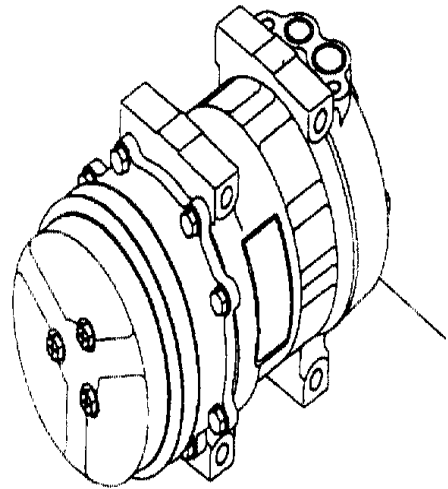
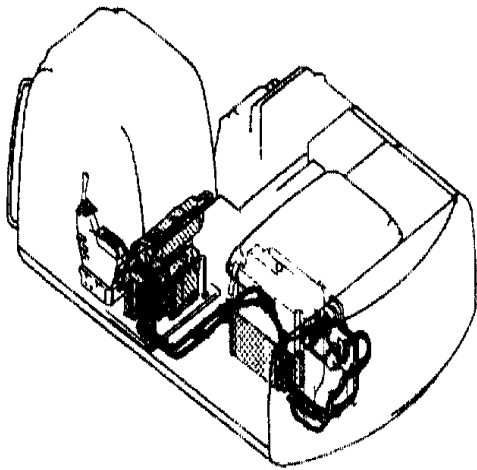
AIR CONDITIONER

REF FN	PART NUMBER	YR/SN	QTY DESCRIPTION
20	ZW16X06000		8 WASHER 6.6mm ID x 12.5mm OD x 1.6mm Thk ID 06 x OD 12.5 x Th 1.6mm
21	ZS18C10025		2 SCREW Hex, M10 x 1.50 x 25mm M10x1.50x25mm
22	YN20M01046DJ		2 PROTECTIVE SLEEVE 22.10mm ID x 27.00mm OD x 1000mm L Protective Plastic
23	2418Z1333D2		1 PROTECTIVE SLEEVE 19.5mm ID x 23.8mm OD x 900mm L Protective Plastic
24	YN20M01094D3		1 PROTECTIVE SLEEVE 25mm ID x 32mm OD x 900mm L
25	ZS18C10035		1 SCREW Hex, M10 x 1.50 x 35mm M10x1.50x35mm
26	PY01P01043D3		5 CABLE TIE 4.6mm W x 202mm L Wire Ties -- 188mm Long
27	YN21P01003P1		1 GROMMET GROMMET
29	2432R226D13		1 CLAMP 28mm ID x 20mm W Clamp, Double -- ID 28 x 82mm Long
30	2444Z3924D1		1 HOSE 25mm ID x 29mm OD x 250mm L HOSE
31	YN20M01194P1		1 BRACKET BRACKET
32	YN20M01192P1		1 SUPPORT SUPPORT
33	ZS18C10030		2 SCREW Hex, M10 x 1.50 x 30mm M10x1.50x30mm

SK210LC-DYNAMIC ACERA EXCAVATOR ASN YQ07U0101

AIR COMPRESSOR ASSEMBLY

YQ07U0101~



01-068

p1

4/2021

LIGHT INSTALLATION

REF FN	PART NUMBER	YR/SN	QTY DESCRIPTION
.	⌋		Upper Light Install YN80E00025F1
1	2456R248		1 LIGHT 28V, 60W LIGHT

SK210LC-DYNAMIC ACERA EXCAVATOR ASN YQ07U0101

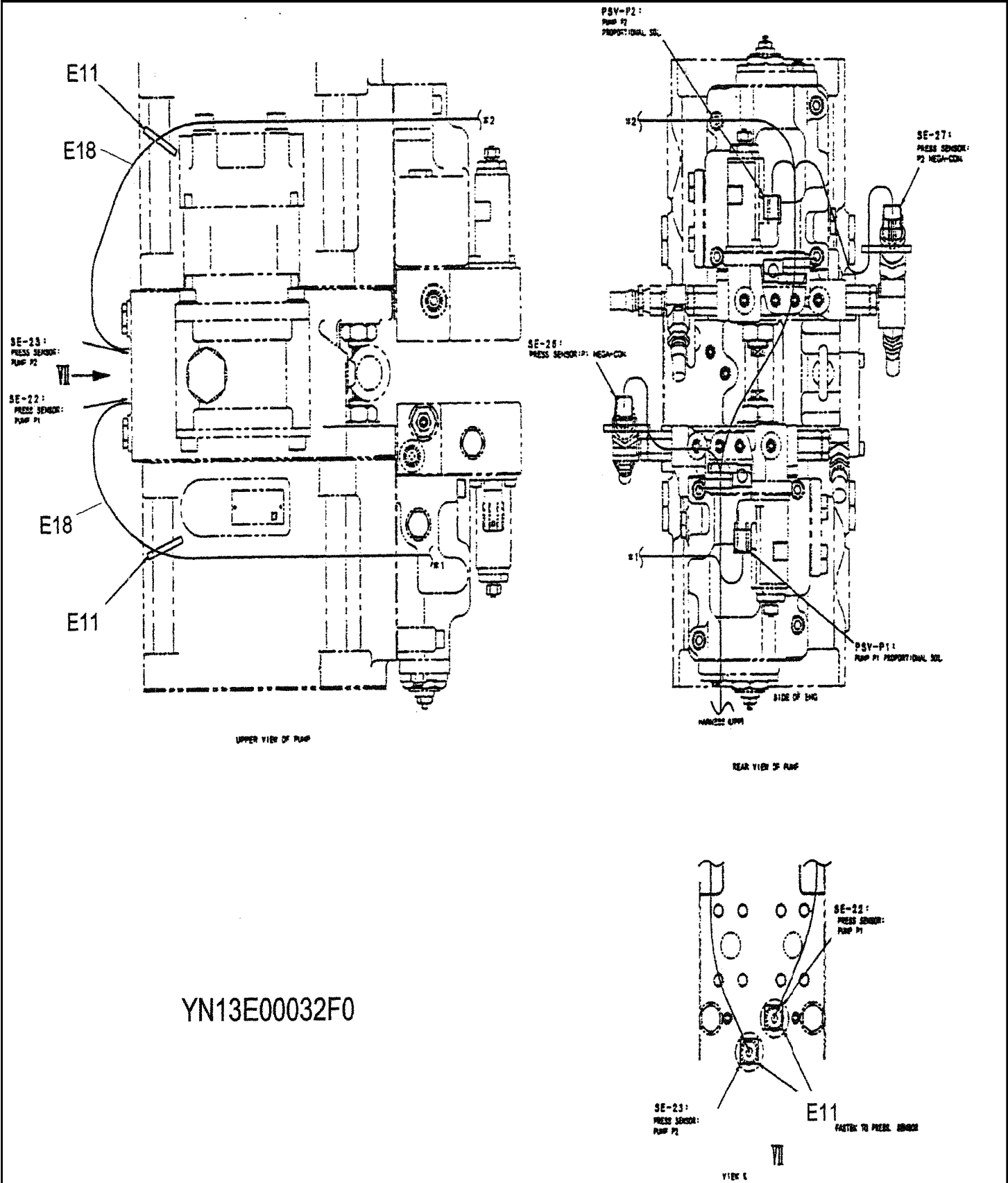
01-069

03

p2

4/2021

HARNASS ASSY



01-069

05

p3

4/2021

HARNESS ASSY

REF FN	PART NUMBER	YR/SN	QTY DESCRIPTION
D5	PY01P01043D3		5 CABLE TIE 4.6mm W x 202mm L Wire Ties -- 188mm Long
D6	2432R233D3		7 CLIP 50mm x 16mm x 60mm 50x16x60mm
D7	ZN18C10008		1 NUT M10 x 1.50 M10x1.50mm
D8	ZN18C06005		2 NUT M6 x 1.0 M06x1.0mm
D9	ZW26X10000		1 LOCK WASHER 10mm ID x 18mm OD x 2.5mm Thk ID 10 x OD 18 x Th 2.5mm
D10	2420R608D1		1 SCREW M6 x 1.0 x 10mm M06x1.0x10mm (Incls. Washer & Lockwasher)
D11	ZM66C06016		2 BOLT M6 x 1.0 x 16mm M06x1.0x16mm (Incls. Washer & Lockwasher)
D12	ZM11C08016		3 BOLT M8 x 1.25 x 16mm M08x1.25x16mm (Incls. Lockwasher)
D13	ZM22C10020		1 BOLT M10 x 1.50 x 20mm M10x1.50x20mm (Incls. Washer & Lockwasher)
D14	ZW26X06000		3 LOCK WASHER 6mm ID x 12mm OD x 1.5mm Thk ID 06 x OD 07 x Th 1.5mm
D15	ZW16X10000		2 WASHER 11mm ID x 21mm OD x 2.0mm Thk ID 10 x OD 21 x Th 2.0mm
D17	ZW26X08000		1 LOCK WASHER 8mm ID x 15mm OD x 2.0mm Thk Lock -- ID 08 x OD 15 x Th 2.0mm
D18	YN16E01012P1		1 BRACKET BRACKET
D19	ZM22C10040		2 BOLT M10 x 1.50 x 40mm M10x1.50x40mm (Incls. Washer & Lockwasher)
D20	2418T26637D1		2 SPACER ID 12.7 x OD 17.3 x 19.5mm Long
D21	ZS18C08016		1 SCREW Hex, M8 x 1.25 x 16mm M08x1.25x16mm
D22	ZS18C06010		1 SCREW Hex, M6 x 1.0 x 10mm M06x1.0x10mm
D23	ZW16X06000		1 WASHER 6.6mm ID x 12.5mm OD x 1.6mm Thk ID 06 x OD 12.5 x Th 1.6mm
	{YN13E00032D2}		HARNESS ASSY, UPPER (W/PTO)

SK210LC-DYNAMIC ACERA EXCAVATOR ASN YQ07U0101

01-069

08

p1

4/2021

HARNES ASSY

WIRE NO	WIRE COLOR	WIRE SIZE	FROM	CONNECTION	TO	FUNCTION
30	G	AVSS0.75sq	CN-30M		CN-206F	SAFETY RELAY - ALTERNATOR
32	R	AVSS0.75sq	CN-33F		CN-102M	FUSE BOX - BATTERY RELAY
33	Y	AVSS0.75sq	CN-33F		CN-102M	FUSE BOX - BATTERY RELAY
36	P	AVSS0.75sq	CN-206F		CN-105F	SAFETY RELAY - BATTERY RELAY
39	W	AVSS0.75sq	CN-30M		CN-105F	SAFETY RELAY - BATTERY RELAY
63	WY	AVSS0.75sq	CN-206F		CN-30M	STARTER RELAY - KEY SW
64	LW	AVSS0.75sq	CN-30M		CN-206F	STARTER RELAY - SAFETY RELAY
65	WR	AVSS0.75sq	CN-30M		CN-206F	SAFETY RELAY - ALTERNATOR
82	GO	AVSS0.75sq	CN-30M		CN-112F	WHEEL RELAY - WHEEL MOTOR
83A	GO	AVSS0.75sq	CN-106F	DOUBLE SPLICE	CN-106F	IGN SW - IGN SW
83B	GO	AVSS0.75sq	CN-30M		CN-106F	IGN RELAY - IGN SW
85A	WB	AVSS1.25sq	CN-30M	DOUBLE SPLICE	CN-110F	IGN SW - STOP MOTOR
85B	WB	AVSS0.75sq	CN-144F		CN-110F	FRAME BODY - STOP MOTOR
86	DW	AVSS0.75sq	CN-30M		CN-116F	IGN SW - OPERATION LIGHT SW
88	PG	AVSS0.75sq	CN-30M		CN-136F	TRAVEL ALARM - TRAVEL ALARM
150	BP	AVSS0.75sq	CN-30M		CN-133F	AIR COND. CONTROL - RECEIVER SW
155	BR	AVSS0.75sq	F-13		CN-155F	AIR COMPRESSOR - RECEIVER SW
401A	GR	AVSS0.75sq	CN-157F	DOUBLE SPLICE	CN-40M	ENGINE FLIGHT STOP - F-SENDER RELAY
401E	GR	AVSS0.75sq	CN-145F		CN-40M	ENGINE FLIGHT STOP - F-SENDER RELAY
402A	YG	AVSS0.75sq	CN-157F	DOUBLE SPLICE	CN-40M	ENGINE FLIGHT STOP - F-SENDER RELAY
402B	YG	AVSS0.75sq	CN-145F		CN-40M	ENGINE FLIGHT STOP - F-SENDER RELAY
403A	Br	AVSS0.75sq	CN-157F	DOUBLE SPLICE	CN-40M	ENGINE FLIGHT STOP - F-SENDER RELAY
403B	Br	AVSS0.75sq	CN-145F		CN-40M	ENGINE FLIGHT STOP - F-SENDER RELAY
500	LoR	AVSS0.75sq	CN-124F		CN-30M	FUEL SENSOR - FUEL SENSOR
501	LoW	AVSS0.75sq	CN-125F		CN-30M	FUEL SENSOR - FUEL SENSOR
502	LoY	AVSS0.75sq	CN-126F		CN-30M	FUEL SENSOR - FUEL SENSOR
503	LoD	AVSS0.75sq	CN-127F		CN-30M	FUEL SENSOR - FUEL SENSOR
504	PG	AVSS0.75sq	CN-130F		CN-30M	FUEL SENSOR - FUEL SENSOR
505	PL	AVSS0.75sq	CN-131F		CN-30M	FUEL SENSOR - FUEL SENSOR
507	VY	AVSS0.75sq	CN-128F		CN-30M	FUEL SENSOR - FUEL SENSOR
507	YG	AVSS0.75sq	CN-128F		CN-30M	FUEL SENSOR - FUEL SENSOR
510	GR	AVSS0.75sq	CN-113F		CN-30M	FUEL SENSOR - FUEL SENSOR
511	LY	AVSS0.75sq	CN-115F		CN-30M	FUEL SENSOR - FUEL SENSOR
512	Sb	AVSS0.75sq	CN-114F		CN-30M	FUEL SENSOR - FUEL SENSOR
513	V	AVSS0.75sq	CN-139F		CN-30M	FUEL SENSOR - FUEL SENSOR
516	L	AVSS0.75sq	CN-140F		CN-30M	FUEL SENSOR - FUEL SENSOR
544	GB	AVSS0.75sq	CN-134F		CN-30M	STARTING MOTOR - HEATING CONTROLLER
547	GB	AVSS0.75sq	CN-205F		CN-30M	ENG. WATER TEMP. SW - HEATING CONTROLLER
548	GY	AVSS0.75sq	CN-205F		CN-30M	ENG. OIL TEMP. SW - HEATING CONTROLLER
549	Lo	AVSS0.75sq	F-12		CN-30M	AIR FILTER RESTRICTION SW - HEATING CONTROLLER
550	BG	AVSS0.75sq	CN-143F		CN-30M	ENG. OIL LEVEL SW - HEATING CONTROLLER
551	GL	AVSS0.75sq	CN-132F		CN-30M	ENG. COOLANT TEMP. SW - HEATING CONTROLLER
552	BrL	AVSS0.75sq	CN-137F		CN-30M	ENG. OIL LEVEL SW - HEATING CONTROLLER
553	YW	AVSS0.75sq	CN-104F		CN-30M	FUEL SENSOR - HEATING CONTROLLER
553	D	AVSS0.75sq	F-14		CN-30M	WHEEL RELAY - HEATING CONTROLLER
580	R	MVSS0.75sq	CN-136F		CN-30M	IGN RELAY - HEATING CONTROLLER
581	W	22#-WF	CN-136F		CN-30M	IGN RELAY - HEATING CONTROLLER
582	Gr		UNCONNECTED	X	CN-30M	SWITCH
600	YR	AVSS0.75sq	CN-205F		CN-30M	CLUSTER SWITCH - CLUSTER GAUGE
601	BrR	AVSS0.75sq	CN-30M		CN-104F	CLUSTER GAUGE - FUEL SENSOR
700	WG	AVSS0.75sq	CN-103F		CN-30M	STARTER RELAY - HEATING CONTROLLER
702	LeB	AVSS0.75sq	CN-122F		CN-30M	IGN-STOP SELECT SW - HEATING CONTROLLER
703	P	AVSS0.75sq	CN-117F		CN-30M	POWER WINDOW - HEATING CONTROLLER

WIRE NO	WIRE COLOR	WIRE SIZE	FROM	CONNECTION	TO	FUNCTION
720	PB	AVSS0.75sq	CN-30M		CN-123F	ENGINE FLIGHT STOP - HEATING CONTROLLER
738	WG	AVSS0.75sq	CN-155F		CN-30M	ENGINE FLIGHT STOP - HEATING CONTROLLER
739	G	AVSS0.75sq	CN-155F		CN-30M	ENGINE FLIGHT STOP - HEATING CONTROLLER
740	BD	AVSS0.75sq	CN-118F		CN-30M	ENGINE FLIGHT STOP - HEATING CONTROLLER
741	GrR	AVSS0.75sq	CN-118F		CN-30M	ENGINE FLIGHT STOP - HEATING CONTROLLER
742	YR	AVSS0.75sq	CN-119F		CN-30M	ENGINE FLIGHT STOP - HEATING CONTROLLER
743	GrE	AVSS0.75sq	CN-119F		CN-30M	ENGINE FLIGHT STOP - HEATING CONTROLLER
744	BP	AVSS0.75sq	CN-120F		CN-30M	ENGINE FLIGHT STOP - HEATING CONTROLLER
745	PW	AVSS0.75sq	CN-120F		CN-30M	ENGINE FLIGHT STOP - HEATING CONTROLLER
746	BrG	AVSS0.75sq	CN-121F		CN-30M	ENGINE FLIGHT STOP - HEATING CONTROLLER
747	YV	AVSS0.75sq	CN-121F		CN-30M	ENGINE FLIGHT STOP - HEATING CONTROLLER
752	WV	AVSS0.75sq	CN-153F		CN-30M	ENGINE FLIGHT STOP - HEATING CONTROLLER
753	GR	AVSS0.75sq	CN-153F		CN-30M	ENGINE FLIGHT STOP - HEATING CONTROLLER
754	WL	AVSS0.75sq	CN-154F		CN-30M	ENGINE FLIGHT STOP - HEATING CONTROLLER
755	Lo	AVSS0.75sq	CN-154F		CN-30M	ENGINE FLIGHT STOP - HEATING CONTROLLER
756	BrY	AVSS0.75sq	CN-30M		CN-141F	IGN RELAY SW - HEATING CONTROLLER
757	RY	AVSS0.75sq	CN-30M		CN-141F	IGN RELAY SW - HEATING CONTROLLER
758	BrE	AVSS0.75sq	CN-30M		CN-142F	IGN RELAY SW - HEATING CONTROLLER
759	RL	AVSS0.75sq	CN-30M		CN-142F	IGN RELAY SW - HEATING CONTROLLER
771	G	MVSS0.75sq	CN-135F		CN-30M	ENGINE FLIGHT STOP - HEATING CONTROLLER
772	B	42#-WF	CN-135F		CN-30M	ENGINE FLIGHT STOP - HEATING CONTROLLER
773	R		CN-135F		CN-30M	ENGINE FLIGHT STOP - HEATING CONTROLLER
774	W		CN-135F		CN-30M	ENGINE FLIGHT STOP - HEATING CONTROLLER
SH1	Gr		UNCONNECTED	X	CN-30M	SWITCH
900	Br	AVSS0.75sq	CN-124F		CN-30M	FUEL SENSOR - HEATING CONTROLLER
901	RL	AVSS0.75sq	CN-125F		CN-30M	FUEL SENSOR - HEATING CONTROLLER
902	W	AVSS0.75sq	CN-126F		CN-30M	FUEL SENSOR - HEATING CONTROLLER
903	DB	AVSS0.75sq	CN-127F		CN-30M	FUEL SENSOR - HEATING CONTROLLER
904	DL	AVSS0.75sq	CN-130F		CN-30M	FUEL SENSOR - HEATING CONTROLLER
905	CW	AVSS0.75sq	CN-131F		CN-30M	FUEL SENSOR - HEATING CONTROLLER
906	YB	AVSS0.75sq	CN-129F		CN-30M	FUEL SENSOR - HEATING CONTROLLER
907	YG	AVSS0.75sq	CN-128F		CN-30M	FUEL SENSOR - HEATING CONTROLLER
910	WY	AVSS0.75sq	CN-115F		CN-30M	FUEL SENSOR - HEATING CONTROLLER
911	RG	AVSS0.75sq	CN-115F		CN-30M	FUEL SENSOR - HEATING CONTROLLER
912	RW	AVSS0.75sq	CN-114F		CN-30M	FUEL SENSOR - HEATING CONTROLLER
915	YL	AVSS0.75sq	CN-136F		CN-30M	FUEL SENSOR - HEATING CONTROLLER
916	YR	AVSS0.75sq	CN-140F		CN-30M	FUEL SENSOR - HEATING CONTROLLER
950	BrR	AVSS0.75sq	CN-124F		CN-30M	FUEL SENSOR - HEATING CONTROLLER
951	BL	AVSS0.75sq	CN-125F		CN-30M	FUEL SENSOR - HEATING CONTROLLER
952	BR	AVSS0.75sq	CN-126F		CN-30M	FUEL SENSOR - HEATING CONTROLLER
953	BrW	AVSS0.75sq	CN-127F		CN-30M	FUEL SENSOR - HEATING CONTROLLER
954	BrL	AVSS0.75sq	CN-130F		CN-30M	FUEL SENSOR - HEATING CONTROLLER
955	Gr	AVSS0.75sq	CN-131F		CN-30M	FUEL SENSOR - HEATING CONTROLLER
956	GrL	AVSS0.75sq	CN-129F		CN-30M	FUEL SENSOR - HEATING CONTROLLER
957	Br	AVSS0.75sq	CN-128F		CN-30M	FUEL SENSOR - HEATING CONTROLLER
960	BY	AVSS0.75sq	CN-115F		CN-30M	FUEL SENSOR - HEATING CONTROLLER
961	BW	AVSS0.75sq	CN-115F		CN-30M	FUEL SENSOR - HEATING CONTROLLER
962	GrG	AVSS0.75sq	CN-114F		CN-30M	FUEL SENSOR - HEATING CONTROLLER
965	BrE	AVSS0.75sq	CN-139F		CN-30M	FUEL SENSOR - HEATING CONTROLLER
966	BrY	AVSS0.75sq	CN-140F		CN-30M	FUEL SENSOR - HEATING CONTROLLER

WIRE NO	WIRE COLOR	WIRE SIZE	FROM	CONNECTION	TO	FUNCTION
E1A	G	MVSS0.75sq	CN-30M	DOUBLE SPLICE	CN-101M	FUSE BOX - BATTERY RELAY
E1B	R		CN-30M		CN-101M	FUSE BOX - BATTERY RELAY
E2	B		CN-30M			HEATING CONTROLLER
E3	W		CN-30M			HEATING CONTROLLER
SH3	Gr		UNCONNECTED	X		SWITCH
E16	B	AVSS1.25sq	CN-105F		Earth	Earth
E1	B	AVSS0.75sq	CN-33F		P-11	Earth - Earth
E4	B	AVSS0.75sq	CN-104F		CN-105F	FUEL SENSOR - 11PAP-0402
E5	B	AVSS0.75sq	CN-144F		CN-105F	FRAME WORKING LIGHT - 11PAP-0402
E6	B	AVSS0.75sq	CN-107F		CN-111F	IGN SW - 11PAP-0401
E7	B	AVSS0.75sq	CN-109F		CN-111F	IGN SW - 11PAP-0401
E8	B	AVSS0.75sq	CN-103F		CN-105F	BATTERY RELAY - 11PAP-0402
E9	B	AVSS0.75sq	CN-116F		CN-111F	OPERATING LIGHT - 11PAP-0401
E10	B	AVSS0.75sq	CN-117F		CN-111F	POWER WINDOW - 11PAP-0401
E11	B	AVSS0.75sq	CN-122F		CN-111F	IGN-STOP SELECT SW - 11PAP-0401
E12	B	AVSS0.75sq	CN-123F		CN-111F	ENGINE FLIGHT STOP - 11PAP-0401
E13	B	AVSS0.75sq	M-12		CN-111F	ENGINE FLIGHT STOP - 11PAP-0401
E14	B	AVSS0.75sq	CN-138F		CN-105F	TRAVEL ALARM - 11PAP-0402
E15	B	AVSS0.75sq	CN-112F		CN-111F	WHEEL MOTOR - 11PAP-0401
E16	B	AVSS0.75sq	CN-132F		CN-111F	ENGINE COOLANT TEMP. SW - 11PAP-0401
E17	B	AVSS0.75sq	CN-134F		CN-111F	STEERING MOTOR - 11PAP-0401
E19	B	AVSS0.75sq	CN-145F		CN-111F	ENG. OIL LEVEL SW - 11PAP-0401
E20	B	AVSS0.75sq	CN-137F		CN-105F	ENG. OIL LEVEL SW - 11PAP-0401
E21	B	AVSS0.75sq	CN-145F		CN-105F	ENGINE FLIGHT STOP - 11PAP-0402
E22	B	AVSS0.75sq	F-15		CN-105F	WHEEL RELAY - 11PAP-0402
E23	B	AVSS0.75sq	CN-157F		CN-105F	WHEEL RELAY - 11PAP-0402

CONNECTOR SELECTION TABLE

CONNECTION NAME	WIRE NO.	WIRE COLOR	WIRE SIZE	PART NUMBER			
				GENERAL	REPAIR	SEALING	WIRE COVER
02PAP-0401	AMP	170220-0	317007-0			170541-1	170641-1
02PAP-0402	AMP	170220-0	317007-0			170541-1	170641-1
02PAP-0403	AMP	170220-0	317007-0			170541-1	170641-1
02PAP-0404	AMP	170220-0	317007-0			170541-1	170641-1
02PAP-0405	AMP	170220-0	317007-0			170541-1	170641-1
02PAP-0406	AMP	170220-0	317007-0			170541-1	170641-1
02PAP-0407	AMP	170220-0	317007-0			170541-1	170641-1
02PAP-0408	AMP	170220-0	317007-0			170541-1	170641-1
02PAP-0409	AMP	170220-0	317007-0			170541-1	170641-1
02PAP-0410	AMP	170220-0	317007-0			170541-1	170641-1
02PAP-0411	AMP	170220-0	317007-0			170541-1	170641-1
02PAP-0412	AMP	170220-0	317007-0			170541-1	170641-1
02PAP-0413	AMP	170220-0	317007-0			170541-1	170641-1
02PAP-0414	AMP	170220-0	317007-0			170541-1	170641-1
02PAP-0415	AMP	170220-0	317007-0			170541-1	170641-1
02PAP-0416	AMP	170220-0	317007-0			170541-1	170641-1
02PAP-0417	AMP	170220-0	317007-0			170541-1	170641-1
02PAP-0418	AMP	170220-0	317007-0			170541-1	170641-1
02PAP-0419	AMP	170220-0	317007-0			170541-1	170641-1
02PAP-0420	AMP	170220-0	317007-0			170541-1	170641-1
02PAP-0421	AMP	170220-0	317007-0			170541-1	170641-1
02PAP-0422	AMP	170220-0	317007-0			170541-1	170641-1
02PAP-0423	AMP	170220-0	317007-0			170541-1	170641-1
02PAP-0424	AMP	170220-0	317007-0			170541-1	170641-1
02PAP-0425	AMP	170220-0	317007-0			170541-1	170641-1
02PAP-0426	AMP	170220-0	317007-0			170541-1	170641-1
02PAP-0427	AMP	170220-0	317007-0			170541-1	170641-1
02PAP-0428	AMP	170220-0	317007-0			170541-1	170641-1
02PAP-0429	AMP	170220-0	317007-0			170541-1	170641-1
02PAP-0430	AMP						

HARNESS ASSY

REF FN	PART NUMBER	YR/SN	QTY DESCRIPTION
C2	YN13E01053D2		1 CABLE 430mm L 430mm Long (16-59/64 in) (Battery)
C3	YN13E01097P1		1 CABLE 400mm L 400mm Long (15-3/4 in), BATTERY RELAY
C4	LB13E01020D1		1 CABLE 450mm L 450mm Long (17-23/32 in) Battery Ground
C5	YN13E01098P1		1 CABLE 3400mm Long (133-55/64 in) Starter
C6	LE13E01006P1		1 HARNESS 100mm L 100mm Long (3-15/16 in)
C7	ZW26X08000		5 LOCK WASHER 8mm ID x 15mm OD x 2.0mm Thk Lock -- ID 08 x OD 15 x Th 2.0mm
C8	ZN18C08007		4 NUT M8 x 1.25 M08x1.25mm
C9	ZS18C08016		1 SCREW Hex, M8 x 1.25 x 16mm M08x1.25x16mm
C10	LC13E01002D1		1 GROMMET 90mm ID x 150mm ID x 120mm OD x 180mm OD x 35mm Thk GROMMET
C11	PY01P01043D3		2 CABLE TIE 4.6mm W x 202mm L Wire Ties -- 188mm Long
C12	2432R233D2		2 CLIP 37mm x 12mm x 40mm 37x12x40mm
C13	2420Z1330		1 GROMMET 10mm ID x 46mm OD x 12mm Thk GROMMET
C14	2427Z1594D015		1 TRIM PANEL TRIM
C15	ZW16X08000		1 WASHER 9mm ID x 17mm OD x 1.6mm Thk ID 08 x OD 17 x Th 1.6mm
C16	2420R372D19		2 GROMMET 30mm ID x 42mm OD x 9mm Thk GROMMET
C17	YN03E01001D5		3 CLIP 195mm L 195mm Long (7-43/64 in) -- Black
	YN16E00009F1		AR HARNESS ENGINE HARNESS ASSY
D1	YN16E01016P2		1 HARNESS HARNESS
D2	YN16E01014P1		1 BRACKET BRACKET
D3	2432R233D2		2 CLIP 37mm x 12mm x 40mm 37x12x40mm
D4	2432R233D1		1 CLIP 37mm x 12mm x 40mm 37x12x40mm

SK210LC-DYNAMIC ACERA EXCAVATOR ASN YQ07U0101

01-069

12

p4

4/2021

HARNESS ASSY

WIRE NO	WIRE COLOR	WIRE SIZE	FROM	CONNECTION	TO	FUNCTION
562	O	AVSSO. 5sq	CN-44F	————	CN-52F	HORN-UP SW ← SW BOX ASSY
563	O	AVSSO. 75sq	CN-7F	————	CN-30F	HECATRO CONTROLLER → HTD OIL TEMP. SW
564	LY	AVSSO. 5sq	CN-32M	————	CN-52F	CONF/LUX/SHIELD SELECT SW ← SW BOX ASSY
566	LW	AVSSO. 75sq	CN-5F	————	CN-30F	HECATRO CONTROLLER → ENG DIVL FL-FLYER
572	GrG	AVSSO. 5sq	CN-31M	————	CN-52F	SW ASST HOOD RAISER STOP ← SW BOX ASSY
573	V	AVSSO. 5sq	CN-31M	————	CN-52F	SW ASST HOOD RAISER STOP ← SW BOX ASSY
574	PL	AVSSO. 5sq	CN-38W	————	CN-52F	SW ASST WIPER WASHER LIGHT ← SW BOX ASSY
575	LaB	AVSSO. 5sq	CN-38W	————	CN-52F	SW ASST WIPER WASHER LIGHT ← SW BOX ASSY
575	LB	AVSSO. 5sq	CN-38W	————	CN-52F	SW ASST WIPER WASHER LIGHT ← SW BOX ASSY
580	R	MVSSO. 75sq	CN-2F	————	CN-30F	HECATRO CONTROLLER → ENG REVOLUTION SENSOR
581	W	20-AF	CN-2F	————	CN-30F	HECATRO CONTROLLER → ENG REVOLUTION SENSOR
SH1	Gr		CN-2F	————	CN-30F	SHIELD
582	W	MVSSO. 75sq	CN-4F	————	CN-38M	HECATRO CONTROLLER → CLUSTER GAUGE
770	R		CN-4F	————	CN-38M	HECATRO CONTROLLER → CLUSTER GAUGE
980	B		CN-4F	————	CN-38M	HECATRO CONTROLLER → CLUSTER GAUGE
SH2	Gr		CN-4F	————	CN-38M	SHIELD
600	YR	AVSSO. 75sq	CN-38W	————	CN-30F	CLUSTER GAUGE → COOLANT THERMO SENSOR
601	BrR	AVSSO. 75sq	CN-38M	————	CN-30F	CLUSTER GAUGE → FUEL SENSOR
700	WG	AVSSO. 75sq	CN-5F	————	CN-30F	HECATRO CONTROLLER → BATTERY RELAY
701	V	AVSSO. 75sq	CN-5F	————	CN-10F	HECATRO CONTROLLER → SWING PARKING RELEASE SW
702	LaB	AVSSO. 75sq	CN-5F	————	CN-30F	HECATRO CONTROLLER → TWO-SPEED SELECT SOL.
703	P	AVSSO. 75sq	CN-5F	————	CN-30F	HECATRO CONTROLLER → POWER BOOST SOL.
704	LaR	AVSSO. 5sq	CN-4F	————	CN-51F	HECATRO CONTROLLER → SW BOX ASSY
705	LG	AVSSO. 5sq	CN-4F	————	CN-51F	HECATRO CONTROLLER → SW BOX ASSY
706	VW	AVSSO. 5sq	CN-4F	————	CN-51F	HECATRO CONTROLLER → SW BOX ASSY
707	LY	AVSSO. 5sq	CN-4F	————	CN-51F	HECATRO CONTROLLER → SW BOX ASSY
708	LR	AVSSO. 75sq	CN-4F	————	CN-29F	HECATRO CONTROLLER → WIPER RELAY ASSY
709	GB	AVSSO. 75sq	CN-4F	————	CN-29F	HECATRO CONTROLLER → WIPER RELAY ASSY
710	Gr	AVSSO. 75sq	CN-4F	————	CN-29F	HECATRO CONTROLLER → WIPER RELAY ASSY
711	GrL	AVSSO. 75sq	CN-4F	————	CN-29F	HECATRO CONTROLLER → WIPER RELAY ASSY
713	BrY	AVSSO. 75sq	CN-4F	————	CN-18F	HECATRO CONTROLLER → CORN LIGHT RELAY
714	WB	AVSSO. 75sq	CN-4F	————	CN-41F	HECATRO CONTROLLER → FLASHER RELAY
715	GW	AVSSO. 75sq	CN-7F	————	CN-41F	HECATRO CONTROLLER → FLASHER RELAY
716	WV	AVSSO. 75sq	CN-7F	————	CN-41F	HECATRO CONTROLLER → FLASHER RELAY
717	BP	AVSSO. 75sq	CN-7F	————	CN-17F	HECATRO CONTROLLER → TRAVEL ALARM RELAY
720	PB	AVSSO. 75sq	CN-10F	————	CN-30F	SWING PARKING RELEASE SW ← SWING PARKING BRAKE SOL.
736	WG	AVSSO. 75sq	CN-6F	————	CN-30F	HECATRO CONTROLLER → SWING PRIORITY PROPORTIONAL SOL.
739	G	AVSSO. 75sq	CN-6F	————	CN-30F	HECATRO CONTROLLER → SWING PRIORITY PROPORTIONAL SOL.
740	BO	AVSSO. 75sq	CN-5F	————	CN-30F	HECATRO CONTROLLER → P1 BY-PASS CUT PROPORTIONAL SOL.
741	GrR	AVSSO. 75sq	CN-5F	————	CN-30F	HECATRO CONTROLLER → P1 BY-PASS CUT PROPORTIONAL SOL.
742	VR	AVSSO. 75sq	CN-5F	————	CN-30F	HECATRO CONTROLLER → TRAPEL PRIORITY PROPORTIONAL SOL.
743	GrB	AVSSO. 75sq	CN-5F	————	CN-30F	HECATRO CONTROLLER → TRAPEL PRIORITY PROPORTIONAL SOL.
744	BP	AVSSO. 75sq	CN-5F	————	CN-30F	HECATRO CONTROLLER → P1 BY-PASS CUT PROPORTIONAL SOL.
745	PW	AVSSO. 75sq	CN-5F	————	CN-30F	HECATRO CONTROLLER → P1 BY-PASS CUT PROPORTIONAL SOL.
746	BrG	AVSSO. 75sq	CN-5F	————	CN-30F	HECATRO CONTROLLER → WIPER HOSE CONTROL PROPORTIONAL SOL.
747	YV	AVSSO. 75sq	CN-5F	————	CN-30F	HECATRO CONTROLLER → WIPER HOSE CONTROL PROPORTIONAL SOL.
748	VR	AVSSO. 75sq	CN-5F	————	CN-11F	HECATRO CONTROLLER → EPSS RELEASE SW.
749	GrG	AVSSO. 75sq	CN-5F	————	CN-11F	HECATRO CONTROLLER → EPSS RELEASE SW.
750	VW	AVSSO. 75sq	CN-5F	————	CN-11F	HECATRO CONTROLLER → EPSS RELEASE SW.
751	GY	AVSSO. 75sq	CN-5F	————	CN-11F	HECATRO CONTROLLER → EPSS RELEASE SW.
752	WV	AVSSO. 75sq	CN-6F	————	CN-30F	HECATRO CONTROLLER → P1 INTERFERE TARGE PROPORTIONAL SOL.
753	GR	AVSSO. 75sq	CN-6F	————	CN-30F	HECATRO CONTROLLER → P1 INTERFERE TARGE PROPORTIONAL SOL.
754	WL	AVSSO. 75sq	CN-6F	————	CN-30F	HECATRO CONTROLLER → P1 INTERFERE TARGE PROPORTIONAL SOL.
755	Lo	AVSSO. 75sq	CN-6F	————	CN-30F	HECATRO CONTROLLER → P1 INTERFERE TARGE PROPORTIONAL SOL.

WIRE NO	WIRE COLOR	WIRE SIZE	FROM	CONNECTION	TO	FUNCTION
756	BrY	AVSSO. 75sq	CN-11F	————	CN-30F	EPSS RELEASE SW ← PUMP P1 PROPORTIONAL SOL.
757	RY	AVSSO. 75sq	CN-11F	————	CN-30F	EPSS RELEASE SW ← PUMP P1 PROPORTIONAL SOL.
758	BrB	AVSSO. 75sq	CN-11F	————	CN-30F	EPSS RELEASE SW ← PUMP P2 PROPORTIONAL SOL.
759	RL	AVSSO. 75sq	CN-11F	————	CN-30F	EPSS RELEASE SW ← PUMP P2 PROPORTIONAL SOL.
771	G	MVSSO. 75sq	CN-5F	————	CN-30F	HECATRO CONTROLLER → STEERING MOTOR
772	B		CN-5F	————	CN-30F	HECATRO CONTROLLER → STEERING MOTOR
773	R		CN-5F	————	CN-30F	HECATRO CONTROLLER → STEERING MOTOR
774	W		CN-5F	————	CN-30F	HECATRO CONTROLLER → STEERING MOTOR
SR3	Gr		CN-5F	————	CN-30F	SHIELD
900	RB	AVSSO. 75sq	CN-1F	————	CN-30F	HECATRO CONTROLLER → PRESS. SENSOR: BUCKET DIGGING
901	RL	AVSSO. 75sq	CN-1F	————	CN-30F	HECATRO CONTROLLER → PRESS. SENSOR: BUCKET DUMP
902	W	AVSSO. 75sq	CN-1F	————	CN-30F	HECATRO CONTROLLER → PRESS. SENSOR: BOOM RAISING
903	DB	AVSSO. 75sq	CN-1F	————	CN-30F	HECATRO CONTROLLER → PRESS. SENSOR: BOOM LOWERING
904	DL	AVSSO. 75sq	CN-1F	————	CN-30F	HECATRO CONTROLLER → PRESS. SENSOR: ARM IN
905	OW	AVSSO. 75sq	CN-1F	————	CN-30F	HECATRO CONTROLLER → PRESS. SENSOR: ARM OUT
906	YB	AVSSO. 75sq	CN-1F	————	CN-30F	HECATRO CONTROLLER → PRESS. SENSOR: SWING RIGHT
907	YG	AVSSO. 75sq	CN-1F	————	CN-30F	HECATRO CONTROLLER → PRESS. SENSOR: SWING LEFT
908	YL	AVSSO. 75sq	CN-1F	————	CN-31M	HECATRO CONTROLLER → PRESS. SENSOR: TRAVEL RIGHT
909	YR	AVSSO. 75sq	CN-1F	————	CN-31M	HECATRO CONTROLLER → PRESS. SENSOR: TRAVEL LEFT
910	WY	AVSSO. 75sq	CN-2F	————	CN-30F	HECATRO CONTROLLER → PRESS. SENSOR: P1 MEGA-COM.
911	RG	AVSSO. 75sq	CN-2F	————	CN-30F	HECATRO CONTROLLER → PRESS. SENSOR: P2 MEGA-COM.
912	RW	AVSSO. 75sq	CN-3F	————	CN-30F	HECATRO CONTROLLER → PRESS. SENSOR: BACK PRESS.
913	RB	AVSSO. 75sq	CN-3F	————	CN-31M	HECATRO CONTROLLER → PRESS. SENSOR: P1 OPT.
914	RL	AVSSO. 75sq	CN-3F	————	CN-31M	HECATRO CONTROLLER → PRESS. SENSOR: P2 OPT.
915	YL	AVSSO. 75sq	CN-2F	————	CN-30F	HECATRO CONTROLLER → PRESS. SENSOR: PUMP P1
916	YR	AVSSO. 75sq	CN-2F	————	CN-30F	HECATRO CONTROLLER → PRESS. SENSOR: PUMP P2
917	WR	AVSSO. 75sq	CN-1F	————	CN-36M	HECATRO CONTROLLER → ACCEL. POTENTIAL
930	RG	AVSSO. 5sq	CN-4F	————	CN-51F	HECATRO CONTROLLER → SW BOX ASSY
950	BrR	AVSSO. 75sq	CN-1F	————	CN-30F	HECATRO CONTROLLER → PRESS. SENSOR: BUCKET DIGGING
951	BL	AVSSO. 75sq	CN-1F	————	CN-30F	HECATRO CONTROLLER → PRESS. SENSOR: BUCKET DUMP
952	BR	AVSSO. 75sq	CN-1F	————	CN-30F	HECATRO CONTROLLER → PRESS. SENSOR: BOOM RAISING
953	BrW	AVSSO. 75sq	CN-1F	————	CN-30F	HECATRO CONTROLLER → PRESS. SENSOR: BOOM LOWERING
954	BrL	AVSSO. 75sq	CN-1F	————	CN-30F	HECATRO CONTROLLER → PRESS. SENSOR: ARM IN
955	Gr	AVSSO. 75sq	CN-1F	————	CN-30F	HECATRO CONTROLLER → PRESS. SENSOR: ARM OUT
956	GrL	AVSSO. 75sq	CN-1F	————	CN-30F	HECATRO CONTROLLER → PRESS. SENSOR: SWING RIGHT
957	Br	AVSSO. 75sq	CN-1F	————	CN-30F	HECATRO CONTROLLER → PRESS. SENSOR: SWING LEFT
958	BY	AVSSO. 75sq	CN-1F	————	CN-31M	HECATRO CONTROLLER → PRESS. SENSOR: TRAVEL RIGHT
959	BG	AVSSO. 75sq	CN-1F	————	CN-31M	HECATRO CONTROLLER → PRESS. SENSOR: TRAVEL LEFT
960	BY	AVSSO. 75sq	CN-2F	————	CN-30F	HECATRO CONTROLLER → PRESS. SENSOR: P1 MEGA-COM.
961	BW	AVSSO. 75sq	CN-2F	————	CN-30F	HECATRO CONTROLLER → PRESS. SENSOR: P2 MEGA-COM.
962	GrG	AVSSO. 75sq	CN-3F	————	CN-30F	HECATRO CONTROLLER → PRESS. SENSOR: BACK PRESS.
963	BW	AVSSO. 75sq	CN-3F	————	CN-31M	HECATRO CONTROLLER → PRESS. SENSOR: P1 OPT.
964	BL	AVSSO. 75sq	CN-3F	————	CN-31M	HECATRO CONTROLLER → PRESS. SENSOR: P2 OPT.
965	BrB	AVSSO. 75sq	CN-2F	————	CN-30F	HECATRO CONTROLLER → PRESS. SENSOR: PUMP P1
966	BrY	AVSSO. 75sq	CN-2F	————	CN-30F	HECATRO CONTROLLER → PRESS. SENSOR: PUMP P2
967	BW	AVSSO. 75sq	CN-1F	————	CN-36M	HECATRO CONTROLLER → ACCEL. POTENTIAL
961A	GW	AVSSO. 75sq	CN-4F	————	CN-27F	HECATRO CONTROLLER → ISPAF-1/B
961B	GW	AVSSO. 75sq	CN-31M	————	CN-27F	SW ASST HOOD RAISER STOP → ISPAF-1/B
961C	GW	AVSSO. 75sq	CN-38M	————	CN-27F	SW ASST WIPER WASHER LIGHT → ISPAF-1/B
961D	GW	AVSSO. 5sq	CN-51F	————	CN-27F	SW BOX ASSY → ISPAF-1/B
962	BG	AVSSO. 5sq	CN-51F	————	CN-32M	SW BOX ASSY → CONF/LUX/SHIELD SELECT SW

YQ07U0101-

WIRE NO	COLOR	WIRE SIZE	FROM	CONNECTION	TO	FUNCTION
E1	B	AVSSO. 4sq	P-1	————	CN-33M	EARTH → EARTH
E2	B	AVSSO. 75sq	CN-5F	————	CN-30F	HECATRO CONTROLLER → EARTH
E3	B	AVSSO. 75sq	CN-5F	————	CN-30F	HECATRO CONTROLLER → EARTH
E4	B	AVSSO. 75sq	CN-11F	————	CN-28F	EPSS RELEASE SW → ISPAF-1/ND
E5	B	AVSSO. 75sq	CN-11F	————	CN-28F	EPSS RELEASE SW → ISPAF-1/ND
E6	B	AVSSO. 75sq	CN-29F	————	CN-28F	WIPER RELAY ASSY → ISPAF-1/ND
E7	B	AVSSO. 75sq	CN-31M	————	CN-28F	INST-PANEL 4 → ISPAF-1/ND
E8	B	AVSSO. 25sq	CN-32M	————	CN-28F	INST-PANEL 4 → ISPAF-1/ND
E9	B	AVSSO. 25sq	CN-35M	————	CN-28F	AIR CON. AMP → ISPAF-1/ND
E10	B	AVSSO. 25sq	CN-43F	————	CN-28F	RESERVE → ISPAF-1/ND
E11	B	AVSSO. 75sq	CN-12F	————	CN-28F	SAFETY RELAY → ISPAF-1/ND
E13	B	AVSSO. 25sq	M-1	DOUBLE SPLICE	P-3	OPT. WORK LIGHT → CAB EARTH
E17	B	AVSSO. 4sq	P-2	DOUBLE SPLICE	P-3	EARTH → CAB EARTH
E14	B	AVSSO. 25sq	P-2	DOUBLE SPLICE	M-2	EARTH → CAB LIGHT
E	B	AVSSO. 75sq	P-1	————	CN-60F	EARTH → WIPER INTERLOCK SW

YN14E01015P1

HARNESS ASSY

REF FN	PART NUMBER	YR/SN	QTY DESCRIPTION
	↳		HARNESS ASSY
	YN13E00034F1		AR HARNESS UPPER HARNESS ASSY (Floor Plate)
A1	YN13E01167P2		1 HARNESS HARNESS
A2	YN13E01156P1		1 HARNESS HARNESS
A3	YN13E01166P1		1 HARNESS HARNESS
A4	ZW26X08000		1 LOCK WASHER 8mm ID x 15mm OD x 2.0mm Thk Lock -- ID 08 x OD 15 x Th 2.0mm
A5	ZW16X08000		1 WASHER 9mm ID x 17mm OD x 1.6mm Thk ID 08 x OD 17 x Th 1.6mm
A6	ZN18C08007		1 NUT M8 x 1.25 M08x1.25mm
A7	YN03E01001D5		8 CLIP 195mm L 195mm Long (7-43/64 in) -- Black
A8	YN13E01190P1		1 GROMMET GROMMET
A9	PY01P01043D3		2 CABLE TIE 4.6mm W x 202mm L Wire Ties -- 188mm Long
A10	LE13E01005P1		1 CABLE 100mm L 100mm Long (3-15/16 in)
A11	YN13E01196P1		2 GROMMET GROMMET
	LB14E00003F1		AR HARNESS CAB HARNESS ASSY
B1	LB14E01004P1		1 HARNESS HARNESS
B2	YN03E01001D5		6 CLIP 195mm L 195mm Long (7-43/64 in) -- Black
B3	ZS18C06016		1 SCREW Hex, M6 x 1.0 x 16mm M06x1.0x16mm
B4	2432R233D2		1 CLIP 37mm x 12mm x 40mm 37x12x40mm
B5	ZW26X06000		1 LOCK WASHER 6mm ID x 12mm OD x 1.5mm Thk ID 06 x OD 07 x Th 1.5mm
B6	ZW16X06000		1 WASHER 6.6mm ID x 12.5mm OD x 1.6mm Thk ID 06 x OD 12.5 x Th 1.6mm
	YN13E00032F1		AR HARNESS UPPER HARNESS ASSY
C1	YN13E01155P1		1 HARNESS HARNESS

SK210LC-DYNAMIC ACERA EXCAVATOR ASN YQ07U0101

UPPER HARNESS ASSEMBLY (ROTARY CIRCUIT, N AND B)

REF FN	PART NUMBER	YR/SN	QTY DESCRIPTION
	{YN13E00055F1}		AR HARNESS ASSY, UPPER (ROTARY CIRCUIT), QTY-F1: F1
	{YN13E00055F2}		AR HARNESS ASSY, UPPER (N&B OPEN/CLOSE), QTY-F2: F2
	{YN13E00055F3}		AR HARNESS ASSY, UPPER (ROTARY CIRCUIT OPEN/CLOSE), QTY-F3: F3
1	YN14E01034P1		HARNESS QTY-F1: 1, QTY-F2: 1, QTY-F3: 1
2	YR24S00002P1		RELAY QTY-F1: 2, QTY-F2: 2, QTY-F3: 2
3	ZM61C06016		BOLT M6 x 1.0 x 16mm M06x1.0x16mm (Incls. Washer & Lockwasher), QTY-F1: 2, QTY-F2: 2, QTY-F3: 2
4	LB03M01002P1		GRIP 4 switch, 4 connector QTY-F1: 2, QTY-F2: 2, QTY-F3: 2
5	YN03M01355P1		LEVER LH, QTY-F1: 1, QTY-F2: 1, QTY-F3: 1
6	YN03M01356P1		LEVER RH, QTY-F1: 1, QTY-F2: 1, QTY-F3: 1
7	ZM46C06012		4 BOLT M6 x 12mm M06x1.0x12mm (Incls. Washer & Lockwasher)
8	YN13E01253P1		HARNESS SEMS-BOLT, QTY-F1: 4, QTY-F2: 4, QTY-F3: 4

SK210LC-DYNAMIC ACERA EXCAVATOR ASN YQ07U0101

INDEX - INDICE - INDEX - ZAHLENVERZEICHNIS - INDICE - INDICE - INDHOLD - INHOUD

Number	Figure	Sequence	Ref.	Number	Figure	Sequence	Ref.
2405P694	02-010		1-3	24100U759S	01-066	01	7
2405R312D1	01-027		11-2	24100U759S	01-066	02	7
2405R312D1	01-027		1-2	2410J268	08-001		2
2405R312D2	01-027		1-3	2410N862	02-007		1-3
2405T1256	01-001		A1-3	2410N862	02-009		1-3
2405T1256	01-001		C1-3	2411T763D3	05-017		B7-7
2406Z304	01-055		5	2411U22	01-059		B1
24100J15939	02-002	01	C1	2414P2980	08-001		4
24100J15939	02-002	02	C1	2414T1991	08-001		3
24100J15939	08-001			2414T2784	01-001		A1-4
24100J18668	00-011			2414T2784	01-001		C1-4
24100J5939F	02-001		C1	2414Z199D1	05-016	01	D11
24100P1005	01-022	01	10	2414Z199D1	05-016	01	E11
24100P1005	01-022	02	10	2414Z199D1	05-016	02	D11
24100P3133	03-012	01	D4	2414Z199D1	05-016	02	E11
24100P3133	03-012	02	D4	2415U188S7	08-017		707
24100P3133	05-022	01	D4	2416N5558	01-015		1
24100P3133	05-022	02	D4	2416N6141	01-039	01	B11
24100P3133	05-024	01	D4	2416N6141	01-039	02	B11
24100P3133	05-024	02	D4	2416N6141	01-040	01	B11
24100P3133	05-026	01	D4	2416N6141	01-040	02	B11
24100P3133	05-026	02	D4	2416P18523	01-053	01	56-1
24100P3133	05-028	01	10	2416P18523	01-053	02	56-1
24100P3133	05-028	02	10	2416T13049	01-056		B1
24100P3750	01-053	01	56	2416T13056	03-009		A2
24100P3750	01-053	02	56	2416T13274	03-001	01	A5-
24100P4490	05-001		1	2416T13274	03-001	02	A5-
24100U1176	01-065		2-1	2416T13274	03-002	01	A5-
24100U1176	01-065		2-5	2416T13274	03-002	02	A5-
24100U1176	01-065	01	3-5	2416T13274	05-014		A1-
24100U1176	01-065		2-7	2416T13435	01-055		6
24100U1176	01-065	01	3-7	2416T20618	01-001		A2
24100U1176	01-065		2-2	2416T21120	03-002	01	A5-22
24100U1176	01-065	01	3-2	2416T21120	03-002	02	A5-22
24100U1176	01-065		2-4	2416T21120	05-014		A1-36
24100U1176	01-065	01	3-4	2416T22607	03-002	01	A5-21
24100U1176	01-065		2-3	2416T22607	03-002	02	A5-21
24100U1176	01-065	01	3-3	2416T22607	05-014		A1-35
24100U1176	01-063		5	2416T6289D	01-053	01	31
24100U1176	01-066	01	67	2416T6289D	01-053	02	31
24100U1176	01-066	02	67	2416T9804	05-017		B7-8
24100U1188	01-066	01	5	2416T9804	05-029		B1-33
24100U1188	01-066	02	5	2416T9804D	05-017		B7-9
24100U157F	01-044		A4	2416T9878	03-001	01	A5-2
24100U759S	01-066	01	4	2416T9878	03-001	01	A5-23
24100U759S	01-066	02	4	2416T9878	03-001	02	A5-2

INDEX - INDICE - INDEX - ZAHLENVERZEICHNIS - INDICE - INDICE - INDHOLD - INHOUD

Number	Figure	Sequence	Ref.	Number	Figure	Sequence	Ref.
2444Z2294	05-013	02	11	2444Z2359	01-034	02	D30
2444Z2336	01-029	01	D9	2444Z2359	01-034	03	D30
2444Z2336	01-029	02	D9	2444Z2359	01-037	01	C5
2444Z2336	01-029	03	D9	2444Z2359	01-037	02	C5
2444Z2336	01-030	01	D9	2444Z2359	01-037	03	C5
2444Z2336	01-030	02	D9	2444Z2359	01-038	01	C5
2444Z2336	01-030	03	D9	2444Z2359	01-038	02	C5
2444Z2336	01-031	01	D9	2444Z2359	01-038	03	C5
2444Z2336	01-031	02	D9	2444Z2359	01-039	01	B5
2444Z2336	01-031	03	D9	2444Z2359	01-039	02	B5
2444Z2336	01-032	01	D9	2444Z2359	01-040	01	B5
2444Z2336	01-032	02	D9	2444Z2359	01-040	02	B5
2444Z2336	01-032	03	D9	2444Z2360	01-025	01	14
2444Z2336	01-033	01	D9	2444Z2360	01-025	02	14
2444Z2336	01-033	02	D9	2444Z2457	01-037	01	C7
2444Z2336	01-033	03	D9	2444Z2457	01-037	02	C7
2444Z2336	01-034	01	D9	2444Z2457	01-037	03	C7
2444Z2336	01-034	02	D9	2444Z2457	01-038	01	C7
2444Z2336	01-034	03	D9	2444Z2457	01-038	02	C7
2444Z2336	01-037	01	A16	2444Z2457	01-038	03	C7
2444Z2336	01-037	01	C4	2444Z2525	01-037	01	A15
2444Z2336	01-037	02	A16	2444Z2525	01-037	02	A15
2444Z2336	01-037	02	C4	2444Z2525	01-037	03	A15
2444Z2336	01-037	03	A16	2444Z2525	01-038	01	A15
2444Z2336	01-037	03	C4	2444Z2525	01-038	02	A15
2444Z2336	01-038	01	A16	2444Z2525	01-038	03	A15
2444Z2336	01-038	01	C4	2444Z2525	01-040	01	A27
2444Z2336	01-038	02	A16	2444Z2525	01-040	02	A27
2444Z2336	01-038	02	C4	2444Z2536	01-035	01	24
2444Z2336	01-038	03	A16	2444Z2536	01-035	03	24
2444Z2336	01-038	03	C4	2444Z2536	01-035	04	24
2444Z2336	01-039	01	B4	2444Z2544	01-037	01	A33
2444Z2336	01-039	02	B4	2444Z2544	01-037	02	A33
2444Z2336	01-040	01	B4	2444Z2544	01-037	03	A33
2444Z2336	01-040	02	B4	2444Z2544	01-038	01	A33
2444Z2337	05-013	01	18	2444Z2544	01-038	02	A33
2444Z2337	05-013	02	18	2444Z2544	01-038	03	A33
2444Z2338	05-013	01	19	2444Z2728D	00-005		
2444Z2338	05-013	02	19	2444Z2728D	00-005		
2444Z2359	01-032	01	D30	2444Z2728D	00-005		
2444Z2359	01-032	02	D30	2444Z2728D	00-005		
2444Z2359	01-032	03	D30	2444Z2728D	00-005		
2444Z2359	01-033	01	D30	2444Z2729D	00-006		
2444Z2359	01-033	02	D30	2444Z2729D	00-006		
2444Z2359	01-033	03	D30	2444Z2729D	00-006		
2444Z2359	01-034	01	D30	2444Z2729D	00-006		

INDEX - INDICE - INDEX - ZAHLENVERZEICHNIS - INDICE - INDICE - INDHOLD - INHOUD

Number	Figure	Sequence Ref.	Number	Figure	Sequence Ref.
VAMC84059	09-010	01587	VAME013362	10-003	04381
VAMC84957	01-004	10	VAME013366	09-009	01355
VAMC84957	09-011	02125	VAME013367	09-009	01355
VAMC86776	01-004	11	VAME013644	09-009	03044
VAMD00878	09-007	04903	VAME013645	09-009	03044
VAME004139	09-010	04911	VAME013646	09-009	03044
VAME007649	14-001	14650	VAME013647	09-009	03044
VAME011012	09-008	01207	VAME013687	10-003	04334
VAME011227	09-013	03450	VAME013810	09-013	03410
VAME011254	09-013	03276	VAME013832	09-013	03420
VAME011258	09-013	03302	VAME014230	10-001	04000
VAME011259	09-013	03302	VAME014258	10-001	04007
VAME011261	09-013	03356	VAME014259	10-001	04005
VAME011268	09-013	03405	VAME014290	09-009	01305
VAME011281	09-007	01182	VAME014316	09-009	01381
VAME011282	09-007	01134	VAME014349	13-002	12010
VAME011292	09-013	03323	VAME014385	09-014	03145
VAME011294	09-013	03316	VAME014473	10-001	04046
VAME011307	09-013	03302	VAME014498	12-002	10115
VAME011308	09-013	03302	VAME014499	12-002	10122
VAME011618	09-009	01387	VAME015106	09-014	03155
VAME011660	09-009	03061	VAME015113	09-014	03132
VAME011979	09-009	01396	VAME015228	09-014	03026
VAME011981	09-009	01396	VAME015254	00-001	2
VAME011983	09-009	01396	VAME015254	01-004	13
VAME012428	09-009	01397	VAME015254	11-001	05300
VAME012429	09-008	01298	VAME016539	11-004	07405
VAME012430	09-008	01298	VAME016543	11-004	07402
VAME012553	09-011	03045	VAME016571	11-006	05475
VAME012565	10-003	04338	VAME016655	11-004	07400
VAME012966	09-012	03798	VAME017081	14-001	14615
VAME013074	09-014	03107	VAME017147	09-013	03172
VAME013078	10-001	04016	VAME017208	09-014	02036
VAME013079	10-001	04042	VAME017240	09-009	03034
VAME013080	10-001	04033	VAME018087	11-006	07511
VAME013125	09-013	03146	VAME018095	12-001	10025
VAME013182	09-014	03136	VAME018185	12-001	10500
VAME013188	09-008	03407	VAME018383	09-009	01325
VAME013222	13-001	11410	VAME019926	09-015	02200
VAME013297	09-008	03411	VAME020244	09-013	03275
VAME013320	09-012	03036	VAME020359	09-011	02185
VAME013355	10-003	04385	VAME029101	09-013	03417
VAME013357	10-003	04377	VAME029102	09-013	03416
VAME013358	10-003	04346	VAME031062	09-011	02124
VAME013359	10-003	04353	VAME031088	10-003	04338
VAME013360	10-003	04322	VAME031088	13-001	11475

INDEX - INDICE - INDEX - ZAHLENVERZEICHNIS - INDICE - INDICE - INDHOLD - INHOUD

Number	Figure	Sequence	Ref.	Number	Figure	Sequence	Ref.
YN06H00028	01-037	01	.	YN06H01025	01-038	02	A22
YN06H00028	01-037	02	.	YN06H01025	01-038	03	A22
YN06H00028	01-037	03	.	YN06H01026	01-037	01	A37
YN06H00055	01-038	01		YN06H01026	01-037	02	A37
YN06H00055	01-038	02		YN06H01026	01-037	03	A37
YN06H00055	01-038	03		YN06H01026	01-038	01	A37
YN06H01006	01-029	01	C6	YN06H01026	01-038	02	A37
YN06H01006	01-029	02	C6	YN06H01026	01-038	03	A37
YN06H01006	01-029	03	C6	YN07F01026	02-001		A1-1
YN06H01006	01-030	01	C6	YN07FU1013	02-002	01	A1-5
YN06H01006	01-030	02	C6	YN07FU1013	02-002	02	A1-5
YN06H01006	01-030	03	C6	YN10V00003	08-012		K
YN06H01006	01-031	01	C6	YN10V00006	08-013		310
YN06H01006	01-031	02	C6	YN10V00006	08-013		312
YN06H01006	01-031	03	C6	YN10V00006	08-013		355
YN06H01006	01-032	01	C6	YN10V00006	08-013		433
YN06H01006	01-032	02	C6	YN10V00006	08-013		434
YN06H01006	01-032	03	C6	YN10V00006	08-013		467
YN06H01006	01-033	01	C6	YN10V00006	08-013		700
YN06H01006	01-033	02	C6	YN10V00007	01-015		0
YN06H01006	01-033	03	C6	YN10V00007	08-011		
YN06H01006	01-034	01	C6	YN10V00013	08-011		1
YN06H01006	01-034	02	C6	YN10V00013	08-012		
YN06H01006	01-034	03	C6	YN10V00013	08-012		113
YN06H01017	01-029	01	D11	YN10V00013	08-012		325
YN06H01017	01-029	02	D11	YN10V00013	08-012		546
YN06H01017	01-029	03	D11	YN10V00014	08-011		2
YN06H01017	01-030	01	D11	YN10V00014	08-013		
YN06H01017	01-030	02	D11	YN10V00014	08-014		4
YN06H01017	01-030	03	D11	YN10V00014	08-011		2
YN06H01017	01-031	01	D11	YN10V00014	08-013		
YN06H01017	01-031	02	D11	YN10V00014	08-014		4
YN06H01017	01-031	03	D11	YN10V00014	08-011		2
YN06H01017	01-032	01	D11	YN10V00014	08-013		
YN06H01017	01-032	02	D11	YN10V00014	08-014		4
YN06H01017	01-032	03	D11	YN10V00014	08-013		K
YN06H01017	01-033	01	D11	YN10V00014	08-013		435
YN06H01017	01-033	02	D11	YN10V00018	08-014		
YN06H01017	01-033	03	D11	YN10V00018	08-014		
YN06H01017	01-034	01	D11	YN10V00020	08-014		1
YN06H01017	01-034	02	D11	YN10V01004	08-011		3
YN06H01017	01-034	03	D11	YN10V01004	08-015	01	
YN06H01025	01-037	01	A22	YN10V01004	08-015	02	
YN06H01025	01-037	02	A22	YN10V01004	08-015	01	467
YN06H01025	01-037	03	A22	YN10V01004	08-015	02	467
YN06H01025	01-038	01	A22	YN10V01004	08-016	01	467

INDEX - INDICE - INDEX - ZAHLENVERZEICHNIS - INDICE - INDICE - INDHOLD - INHOUD

Number	Figure	Sequence	Ref.	Number	Figure	Sequence	Ref.
YN22V00001	08-021			YN24C00008	01-056		
YN22V00001	08-032	01	601	YN24C01094	01-056		A5
YN22V00001	08-032	01	602	YN24C01107	01-056		A10
YN22V00001	08-032	02	601	YN24C01120	01-056		A11
YN22V00001	08-032	02	602	YN24C01121	01-056		A12
YN22V00001	08-032	03	601	YN24C01122	01-056		A13
YN22V00001	08-032	03	602	YN24C01157	01-056		A2
YN22V00001	08-021		121	YN24C01158	01-056		A4
YN22V00001	08-021		122	YN24C01159	01-056		A6
YN22V00001	08-021		521	YN24E00005	01-058	01	B3
YN22V00001	08-022		521	YN24E00005	01-058	02	B3
YN22V00001	08-021		561	YN24E00005	01-058	03	B3
YN22V00001	08-022		561	YN24E00005	01-058	04	B3
YN22V00001	08-021		562	YN24E00005	01-058	05	B3
YN22V00001	08-022		562	YN24E00005	01-058	06	B3
YN22V00001	08-021		613	YN24E00005	01-058	07	B3
YN22V00001	08-021		652	YN24E00005	01-058	08	B3
YN22V00001	08-021		671	YN24E00005	01-058	09	B3
YN22V00001	08-022		671	YN24E00005	01-058	10	B3
YN22V00002	08-022			YN24E00005	01-058	11	B3
YN22V00002	08-022			YN24E00005	01-058	12	B3
YN22V00002	08-022			YN24E01004	01-058	01	B3-1
YN22V00002	08-022			YN24E01004	01-058	02	B3-1
YN22V00002	08-022			YN24E01004	01-058	03	B3-1
YN22V00002	08-022			YN24E01004	01-058	04	B3-1
YN22V00002	08-022			YN24E01004	01-058	05	B3-1
YN22V00002	08-022			YN24E01004	01-058	06	B3-1
YN22V00002	08-022			YN24E01004	01-058	07	B3-1
YN22V00002	08-032	01	603	YN24E01004	01-058	08	B3-1
YN22V00002	08-032	02	603	YN24E01004	01-058	09	B3-1
YN22V00002	08-032	03	603	YN24E01004	01-058	10	B3-1
YN22V00002	08-022		522	YN24E01004	01-058	11	B3-1
YN22V00002	08-022		563	YN24E01004	01-058	12	B3-1
YN22V00002	08-022		564	YN24S00001	01-058	01	A22
YN22V00002	08-022		612	YN24S00001	01-058	02	A22
YN22V00002	08-022		651	YN24S00001	01-058	03	A22
YN22V00013	08-019		44	YN24S00001	01-058	04	A22
YN22V00013	08-023			YN24S00001	01-058	05	A22
YN22V00014	08-017		20	YN24S00001	01-058	06	A22
YN22V00014	08-024			YN24S00001	01-058	07	A22
YN22V00014	08-024			YN24S00001	01-058	08	A22
YN22V00014	08-024			YN24S00001	01-058	09	A22
YN22V00016	08-025			YN24S00001	01-058	10	A22
YN22V00016	08-030		2	YN24S00001	01-058	11	A22
YN22V00020	08-025		1	YN24S00001	01-058	12	A22
YN22V00023	08-029		1	YN25C00003	05-008	01	

INDEX - INDICE - INDEX - ZAHLENVERZEICHNIS - INDICE - INDICE - INDHOLD - INHOUD

Number	Figure	Sequence	Ref.	Number	Figure	Sequence	Ref.
YR24S00002	01-058	02	A8	YR68H01016	01-033	01	A12
YR24S00002	01-058	03	A8	YR68H01016	01-033	02	A12
YR24S00002	01-058	04	A8	YR68H01016	01-033	03	A12
YR24S00002	01-058	05	A8	YR68H01016	01-034	01	A12
YR24S00002	01-058	06	A8	YR68H01016	01-034	02	A12
YR24S00002	01-058	07	A8	YR68H01016	01-034	03	A12
YR24S00002	01-058	08	A8	YT02C01066	01-045	01	5
YR24S00002	01-058	09	A8	YT02C01066	01-045	02	5
YR24S00002	01-058	10	A8	YT02C01066	01-045	03	5
YR24S00002	01-058	11	A8	YT02C01066	01-046	01	2
YR24S00002	01-058	12	A8	YT02C01066	01-046	02	2
YR24S00002	01-071	01	2	YT02C01066	01-046	03	2
YR24S00002	01-071	02	2	YT02C01067	01-045	01	6
YR24S00002	01-072	01	A2	YT02C01067	01-045	02	6
YR24S00002	01-072	02	A2	YT02C01067	01-045	03	6
YR24S00002	01-072	03	A2	YT02C01067	01-046	01	3
YR24S00002	01-072	04	A2	YT02C01067	01-046	02	3
YR24S00002	01-072	05	A2	YT02C01067	01-046	03	3
YR24S00002	01-072	06	A2	YT02C01070	01-045	01	10
YR24S00002	01-072	07	A2	YT02C01070	01-045	02	10
YR30V00004	08-003		9	YT02C01070	01-045	03	10
YR30V00013	08-003		10	YT02C01070	01-046	01	7
YR30V00013	08-043		8	YT02C01070	01-046	02	7
YR30V00013	08-003		13	YT02C01070	01-046	03	7
YR30V00013	08-043		11	YT02C01079	01-045	01	11
YR60C01028	01-003		C4	YT02C01079	01-045	02	11
YR60C01028	01-003		C3	YT02C01079	01-045	03	11
YR60C01028	01-003		C5	YT02C01079	01-046	01	8
YR64H01009	01-037	01	C1	YT02C01079	01-046	02	8
YR64H01009	01-037	02	C1	YT02C01079	01-046	03	8
YR64H01009	01-037	03	C1	YT02C01081	01-045	01	8
YR64H01009	01-038	01	C1	YT02C01081	01-045	02	8
YR64H01009	01-038	02	C1	YT02C01081	01-045	03	8
YR64H01009	01-038	03	C1	YT02C01081	01-046	01	5
YR68H01016	01-029	01	A12	YT02C01081	01-046	02	5
YR68H01016	01-029	02	A12	YT02C01081	01-046	03	5
YR68H01016	01-029	03	A12	YT02C01081	01-045	01	13
YR68H01016	01-030	01	A12	YT02C01081	01-045	02	13
YR68H01016	01-030	02	A12	YT02C01081	01-045	03	13
YR68H01016	01-030	03	A12	YT02C01081	01-046	01	10
YR68H01016	01-031	01	A12	YT02C01081	01-046	02	10
YR68H01016	01-031	02	A12	YT02C01081	01-046	03	10
YR68H01016	01-031	03	A12	YT02C01082	01-045	01	14
YR68H01016	01-032	01	A12	YT02C01082	01-045	02	14
YR68H01016	01-032	02	A12	YT02C01082	01-045	03	14
YR68H01016	01-032	03	A12	YT02C01082	01-046	01	11

CLICK HERE TO **DOWNLOAD** THE COMPLETE MANUAL

- Thank you very much for reading the preview of the manual.
- You can download the complete manual from: www.heydownloads.com by clicking the link below



- Please note: If there is no response to CLICKING the link, please download this PDF first and then click on it.

CLICK HERE TO **DOWNLOAD** THE COMPLETE MANUAL