
320D LN Track-Type Excavator

Powered by C6.4 Engine

**SERIAL NUMBER
KAF1-Up(Vehicle)
GDC1-Up(Engine)**

CLICK HERE TO **DOWNLOAD** THE COMPLETE MANUAL

- Thank you very much for reading the preview of the manual.
- You can download the complete manual from: www.heydownloads.com by clicking the link below



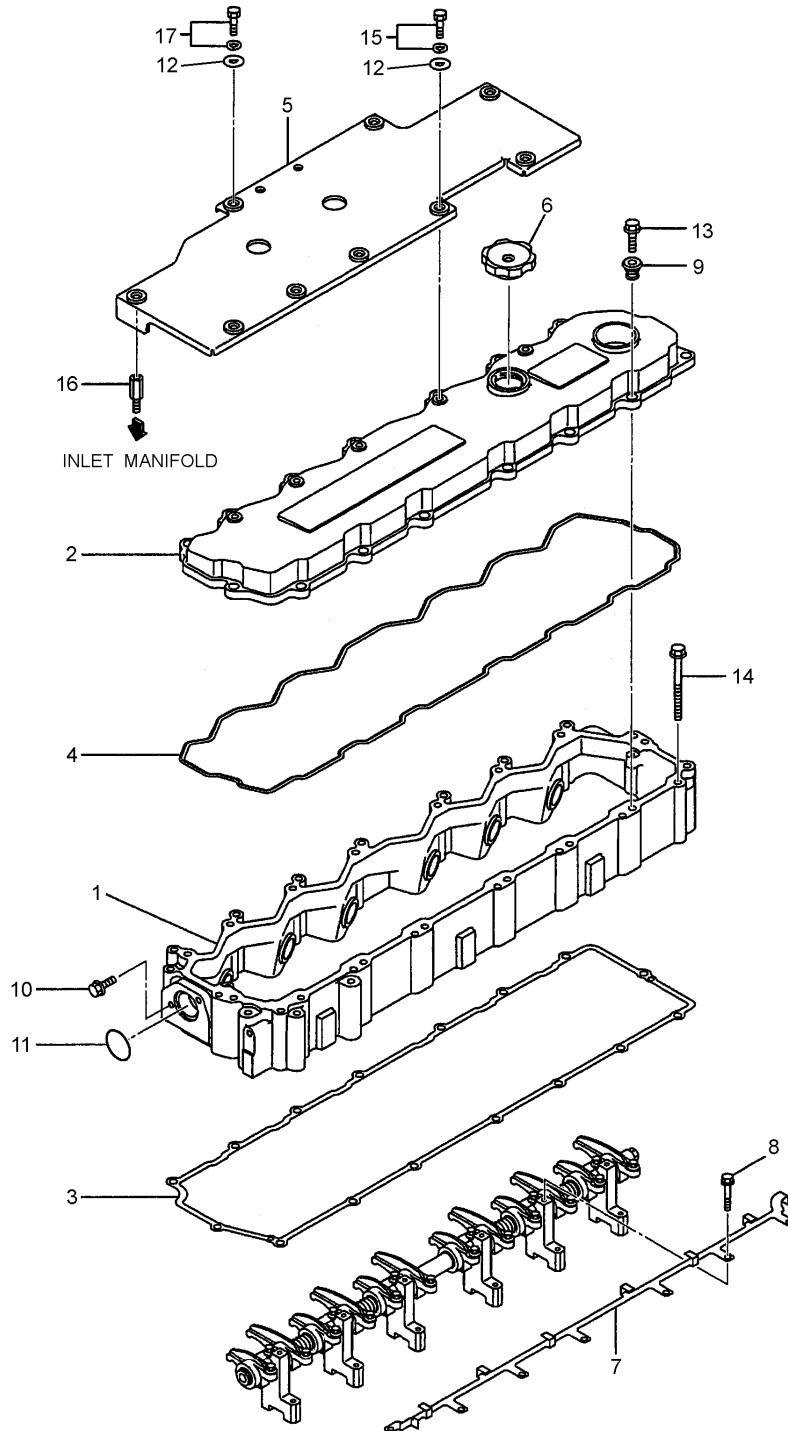
- Please note: If there is no response to CLICKING the link, please download this PDF first and then click on it.

CLICK HERE TO **DOWNLOAD** THE COMPLETE MANUAL

INDEX

Name	Page	Name	Page
DOOR GP - CAB	558	GUARD GP - TRACK GUIDE.....	282
DOOR GP	234	GUARD GP - TRAVEL MOTOR	288
DRIVE GP - PUMP	317		
DRIVE GP - SWING	436	H	
DUCT GP - AIR	648	HANDHOLD GP	256
E		HARNES AS.....	94
ELECTRONICS GP	181		108
ENGINE AR.....	13		118
ENGINE AR - COMPLETE	12		123
			126
F			138
FAN GP - CONTROL.....	54		146
FASTENER GP - SWING & FINAL DR.....	224		150
FENDER & COVER GP.....	254		159
FILM GP	732		168
FILTER & MTG GP - ENGINE OIL.....	40		172
FILTER & MTG GP - FUEL	72		178
FILTER AR.....	381		180.06
FILTER GP.....	78		216
FILTER GP - ENGINE OIL.....	35		218
FILTER GP - FUEL	68		
FILTER GP - HYDRAULIC	298	HATCH AS.....	569
	303	HATCH GP	568
FINAL DRIVE GP.....	221		570
FLOORMAT	604	HEAD GP - PUMP CONTROL.....	312
FLYWHEEL GP.....	30	HEADREST AS.....	641
FRAME AS - UNDERCARRIAGE	273	HOOD & GUARD GP.....	226
FRAME GP - UPPER.....	268	HOOD GP.....	246
		HOOD GP - ENGINE.....	232
G		HORN GP - ELECTRIC.....	599
GAUGE AS.....	297	HOUSING GP - FLYWHEEL	29
GEAR & BEARING GP - SWING.....	262	HOUSING GP - FRONT.....	26
GEAR GP - FRONT	28		
GUARD AR - OVERHEAD	592	I	
GUARD GP - BOTTOM.....	257	IDLER GP - FRONT	274
GUARD GP - CYLINDER.....	340	INJECTOR GP - FUEL.....	71.01
GUARD GP - FRONT	292	INSTALLATION AR.....	601.05
GUARD GP - FRONT WINDOW.....	594		
GUARD GP - OVERHEAD.....	593		
GUARD GP - SWIVEL	259		

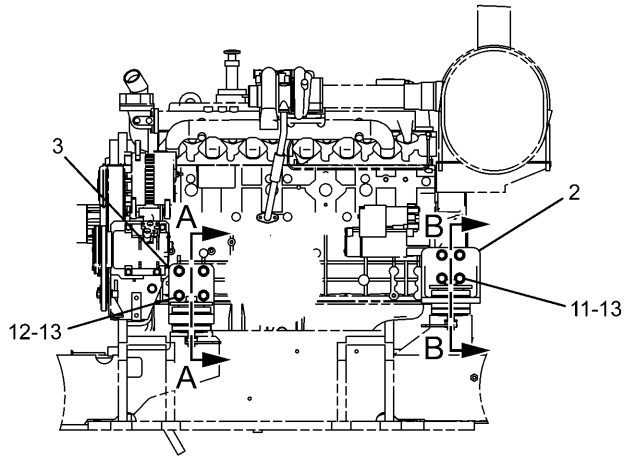
BASIC ENGINE



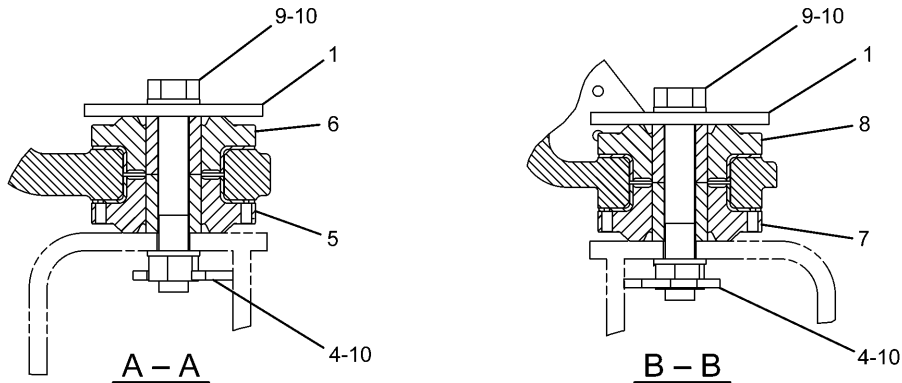
H96479E 01

296-4647 COVER GP-VALVE MECHANISM
Part of 287-0180-Page13

BASIC ENGINE



LH VIEW OF ENGINE

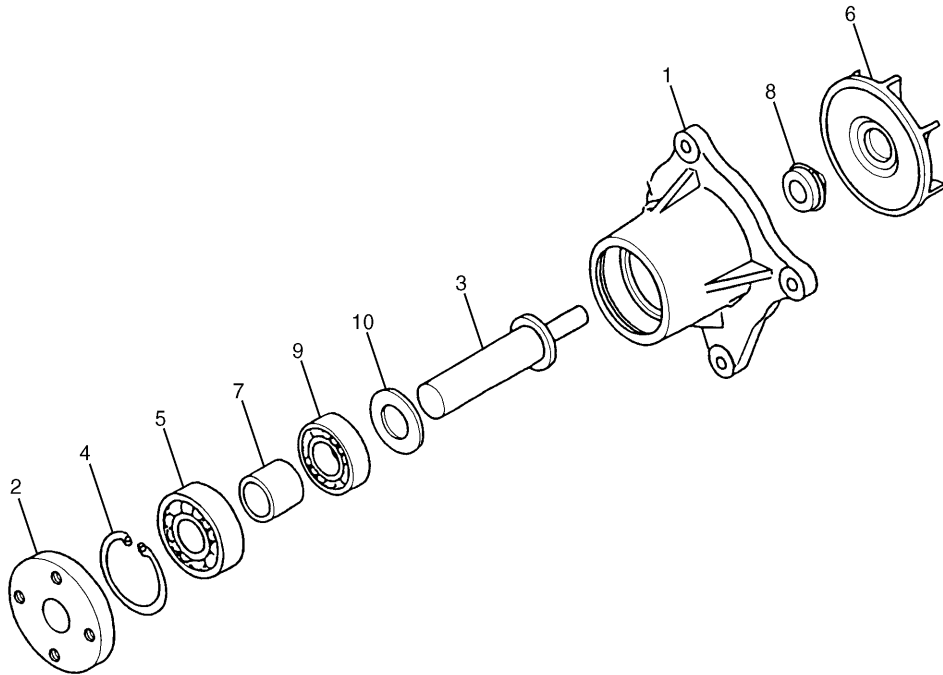


NOTE	No.	PART No.	QTY	PART NAME	NOTE	No.	PART No.	QTY	PART NAME
	1	109-9329	4	WASHER					
	2	118-9784	2	BRACKET					
	3	118-9785	2	BRACKET					
	4	118-9930	4	SUPPORT AS					
	5	266-6298	2	MOUNT					
	6	266-6299	2	MOUNT					
	7	266-6300	2	MOUNT					
	8	266-6301	2	MOUNT					
	9	7X-2532	4	BOLT (L=130mm)					
	10	8T-4123	8	WASHER					
	11	8T-4139	8	BOLT (L=30mm)					
	12	8T-4183	8	BOLT (L=40mm)					
	13	8T-4223	16	WASHER					

H96063E 99

266-6297 MOUNTING GP-ENGINE

COOLING SYSTEM



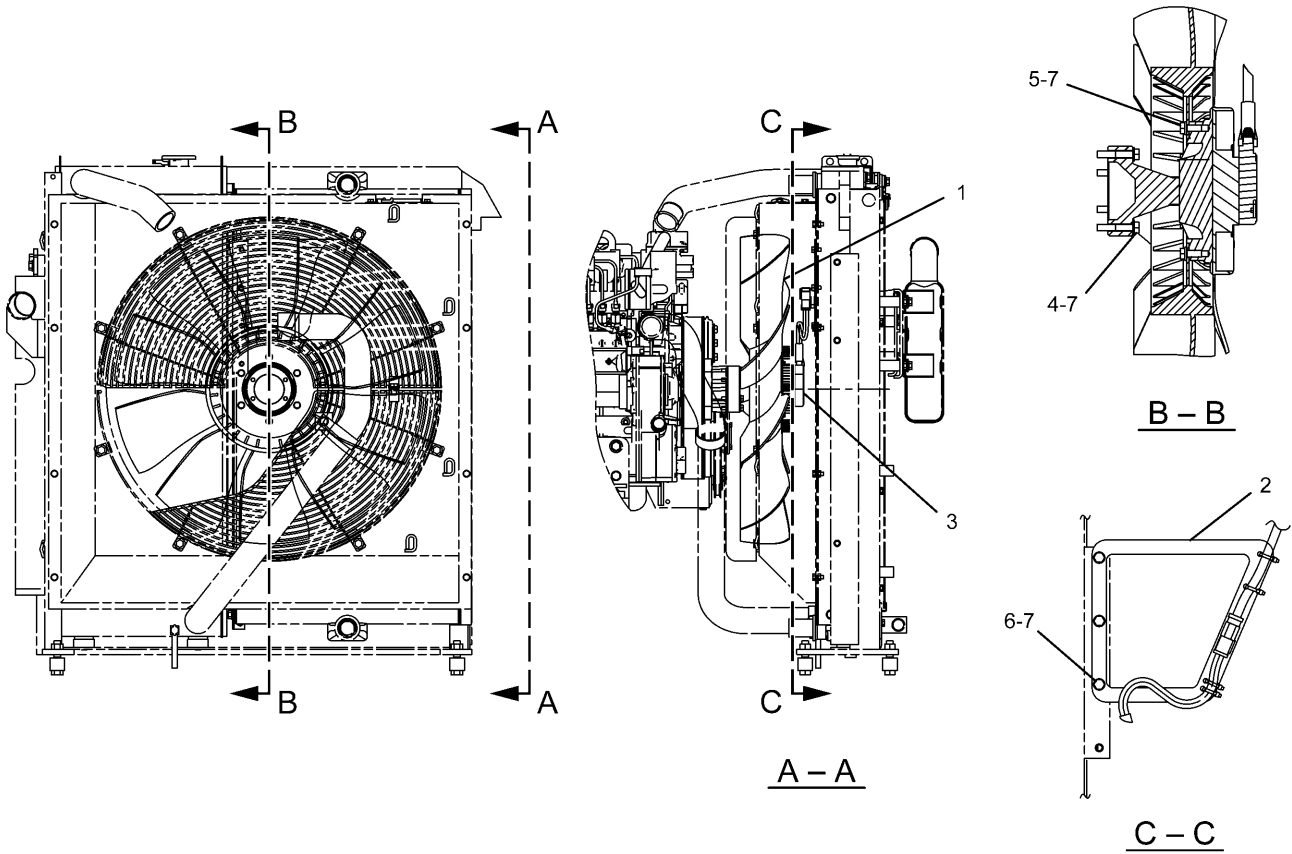
NOTE	No.	PART No.	QTY	PART NAME	NOTE	No.	PART No.	QTY	PART NAME
Z	1		1	CASE					
	2	51-7696	1	FLANGE					
	3	178-6635	1	SHAFT					
	4	8T-9598	1	RING					
	5	5L-6326	1	BEARING					
	6	178-6634	1	IMPELLER					
	7	51-7697	1	SPACER					
	8	178-6636	1	SEAL					
	9	2H-3814	1	BEARING					
	10	125-2947	1	WASHER					

Z-NOT SERVICED

H81949E 00

178-6633 PUMP AS-WATER
Part of 296-4655-Page43

COOLING SYSTEM

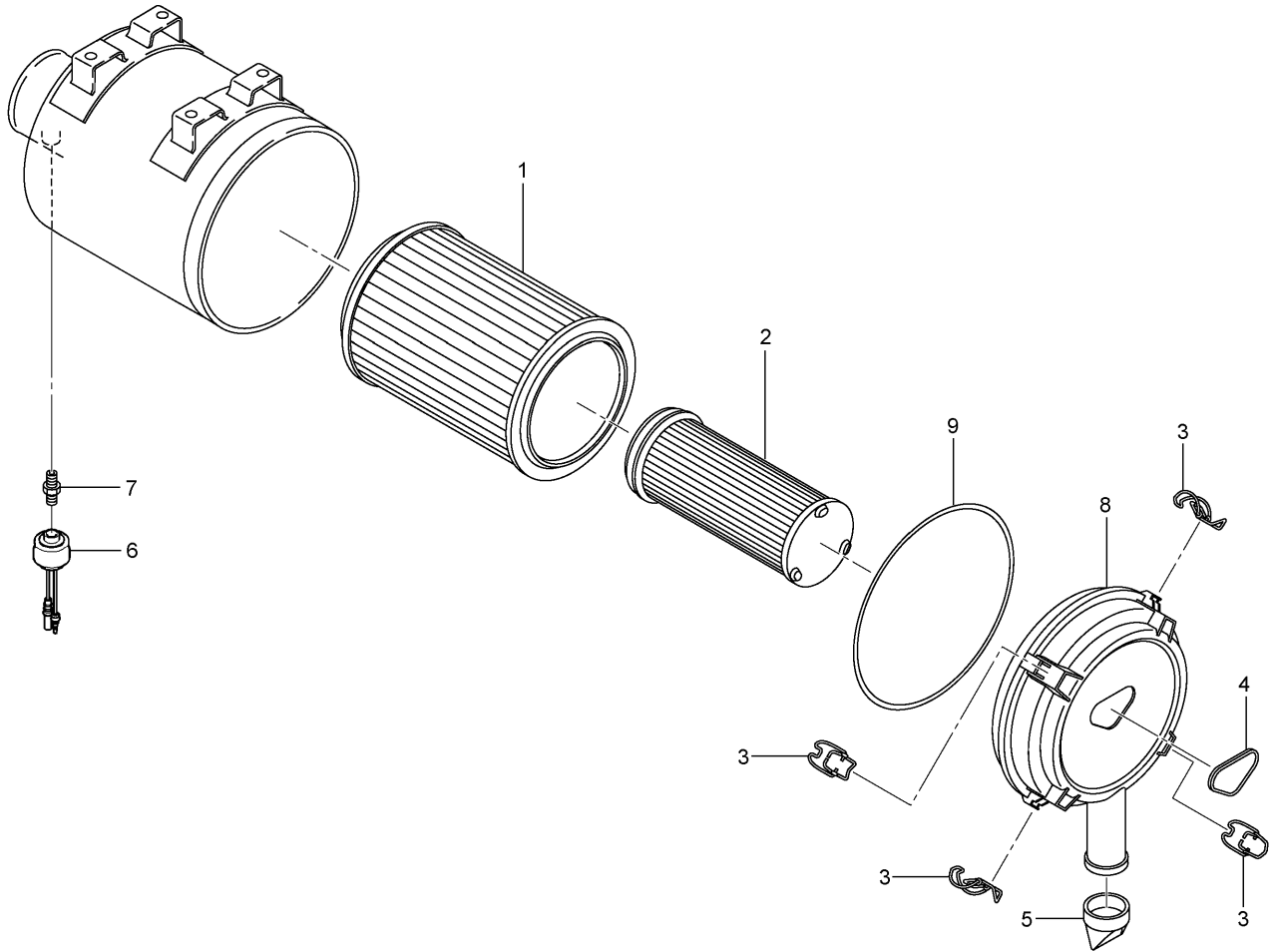


NOTE	No.	PART No.	QTY	PART NAME	NOTE	No.	PART No.	QTY	PART NAME
	1	245-9344	1	FAN AS					
	2	265-3557	1	PLATE AS					
	3	281-3588	1	DRIVE AS					
		8T-8729	6	PIN					
	4	7X-0818	6	BOLT (L=45mm)					
	5	8T-4189	6	BOLT (L=20mm)					
	6	8T-4200	3	BOLT (L=16mm)					
	7	8T-4224	15	WASHER					

HA0110E 04

265-3503 FAN GP-CONTROL
Part of 287-0178-Page12

AIR INLET AND EXHAUST SYSTEM

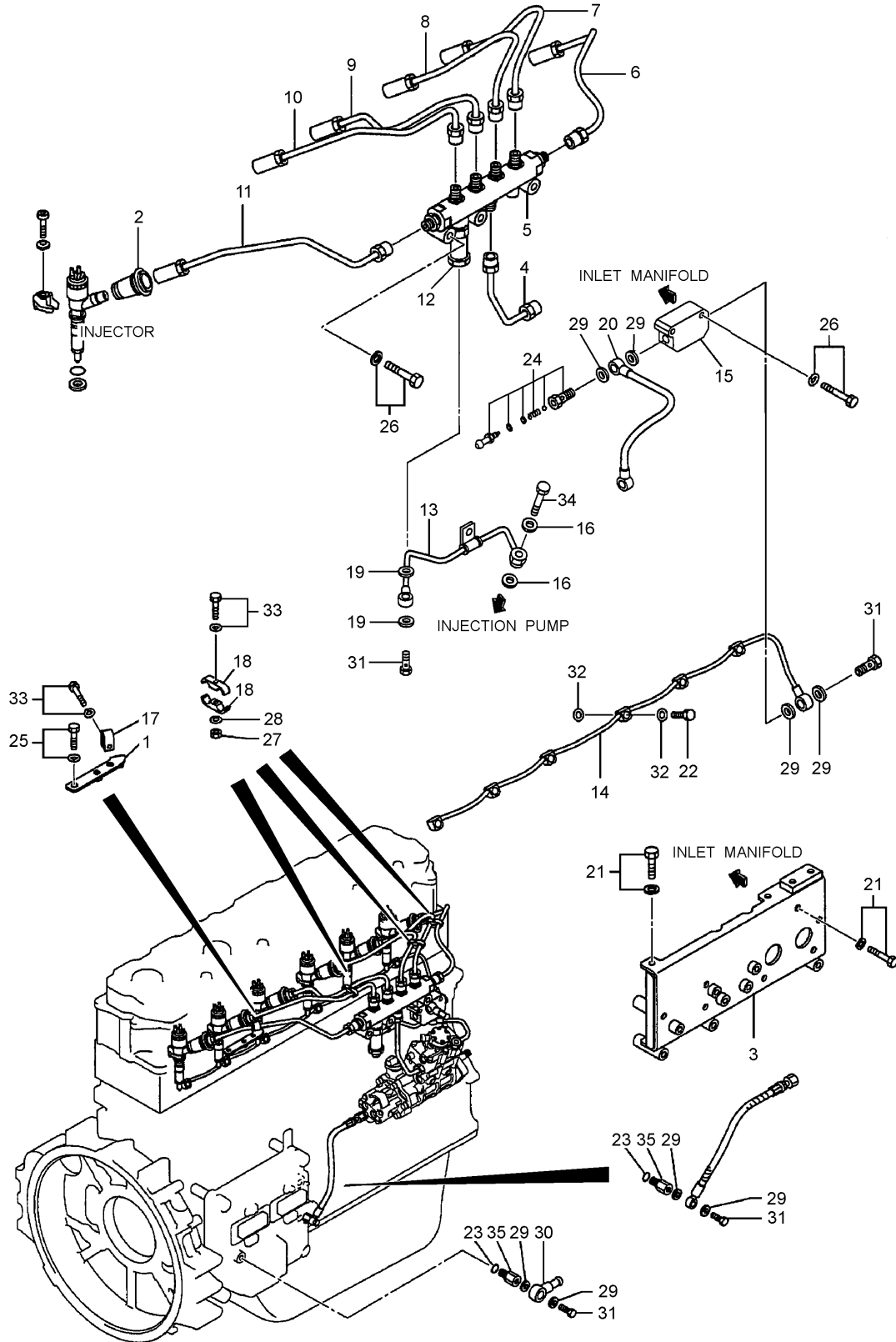


NOTE	No.	PART No.	QTY	PART NAME	NOTE	No.	PART No.	QTY	PART NAME
	1	131-8822	1	ELEMENT AS					
	2	131-8821	1	ELEMENT AS					
	3	131-8932	4	LATCH					
	4	131-8826	1	FILM					
	5	112-9717	1	VALVE (VACUATOR)					
	6	255-2966	1	INDICATOR AS					
	7	5L-3233	1	FITTING					
	8	184-3983	1	COVER AS					
	9	168-0792	1	SEAL					

H91107E 07

124-1711 AIR CLEANER GP
Part of 109-9313-Page61

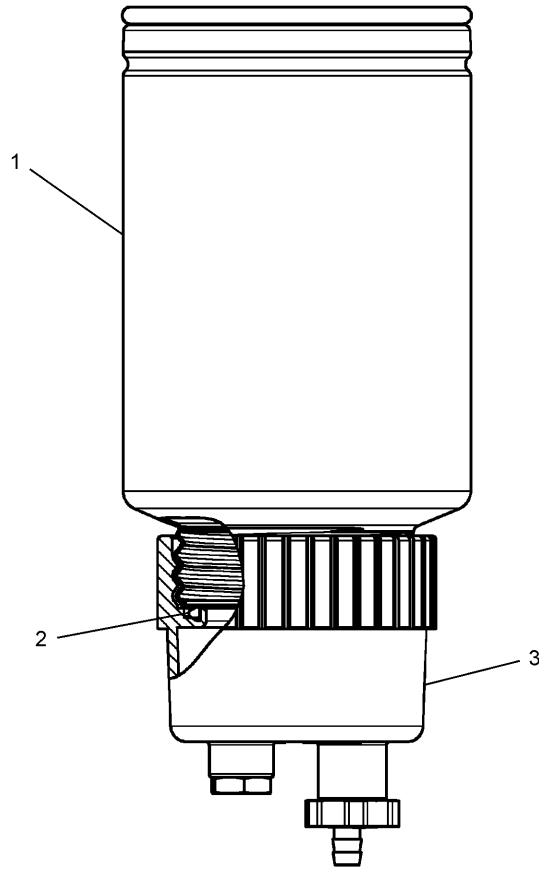
FUEL SYSTEM



H99721E 06

296-4656 LINES GP-FUEL
Part of 287-0180-Page14

FUEL SYSTEM

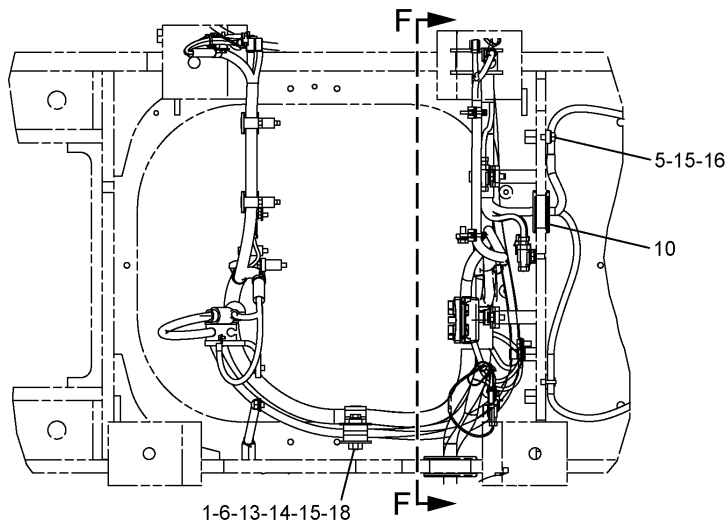


NOTE	No.	PART No.	QTY	PART NAME	NOTE	No.	PART No.	QTY	PART NAME
	1	1R-0770	1	FILTER AS					
	2	220-8678	1	SEAL					
	3	173-7126	1	BOWL AS					

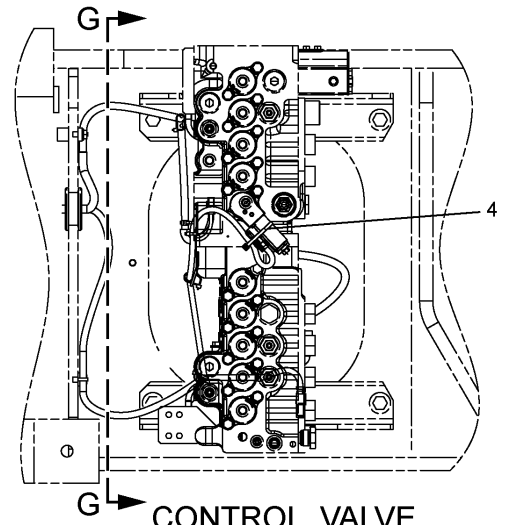
H88895E 01

174-9570 FILTER GP
Part of 289-6432-Page75

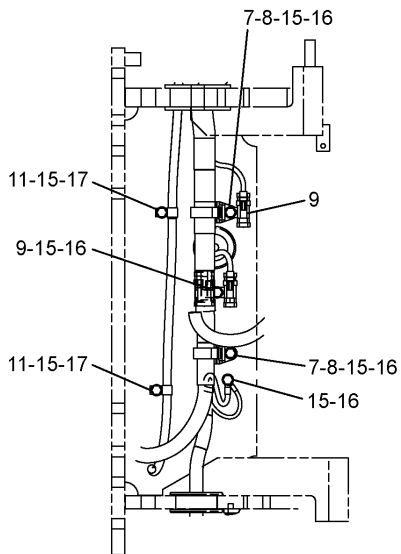
ELECTRICAL AND STARTING SYSTEM



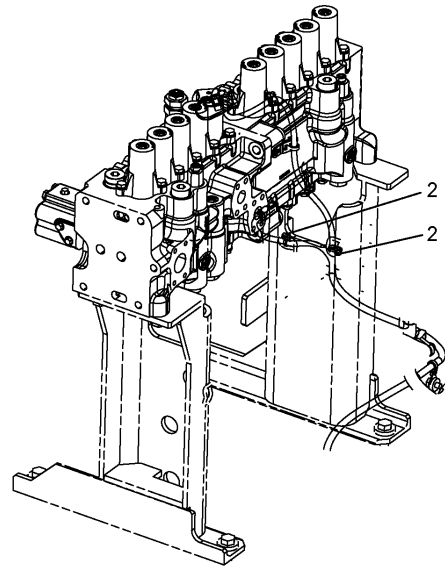
ENGINE ROOM



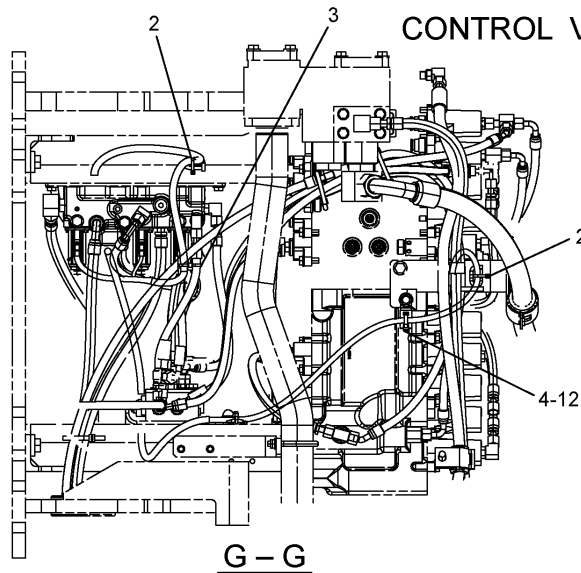
CONTROL VALVE



F - F



CONTROL VALVE SUPPORT-RH



G - G

H96055E 99

ELECTRICAL AND STARTING SYSTEM

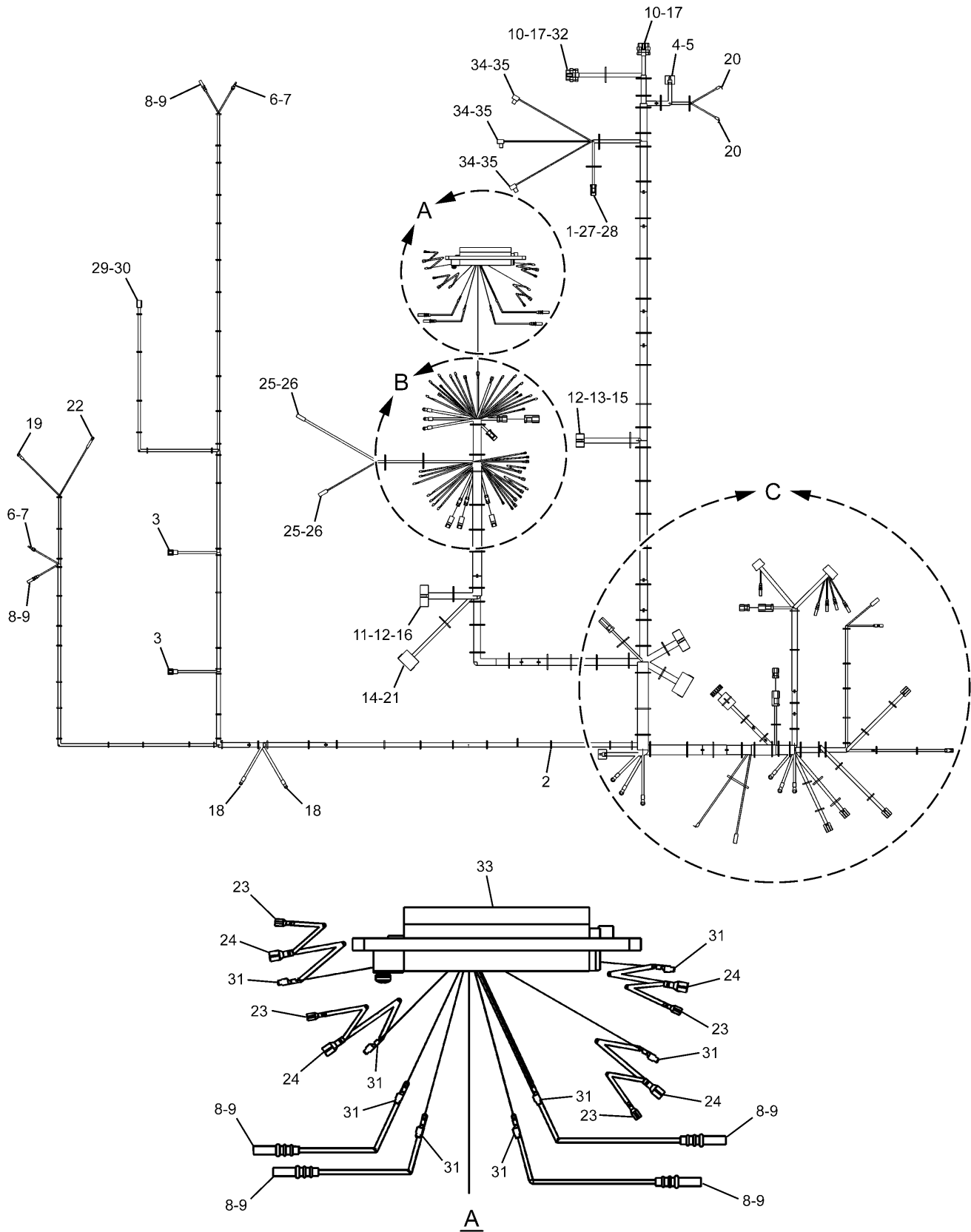


NOTE	No.	PART No.	QTY	PART NAME	NOTE	No.	PART No.	QTY	PART NAME
	1	126-1768	5	SOCKET					
	2	155-2263	1	WEDGE					
	3	8T-8737	2	PLUG					
	4	155-2274	1	PLUG KIT					
	5	243-4508	1	RECEPTACLE AS					
	6	9X-3401	5	PIN					

H95413E 00

275-6916 HARNESS AS
Part of 283-2925-Page93

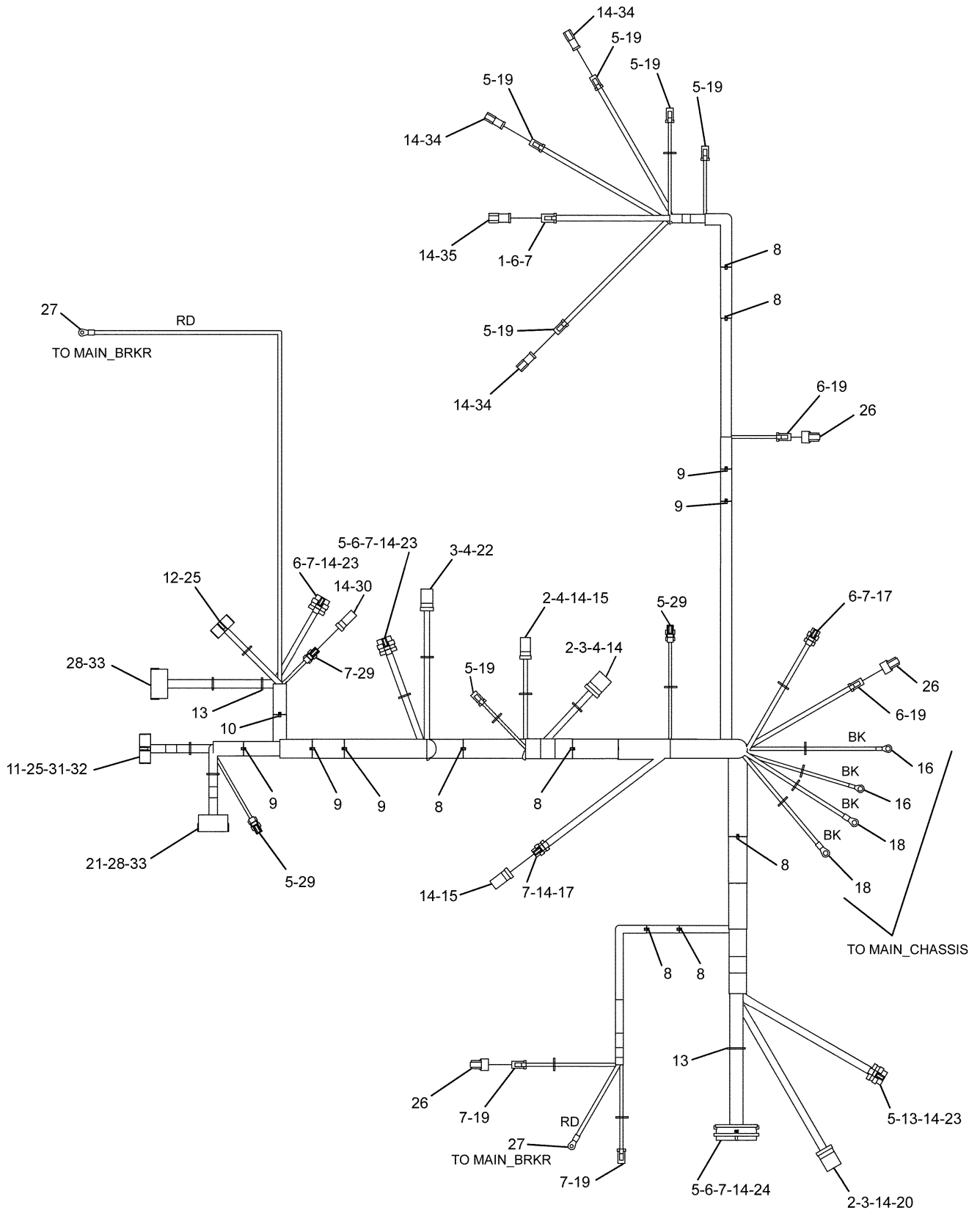
ELECTRICAL AND STARTING SYSTEM



H95510E 00

291-7928 HARNESS AS (1/3)
Part of 291-7922-Page103

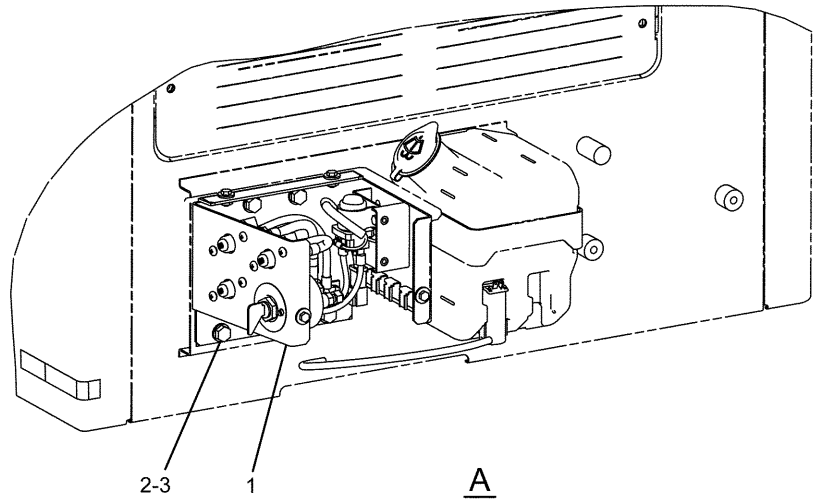
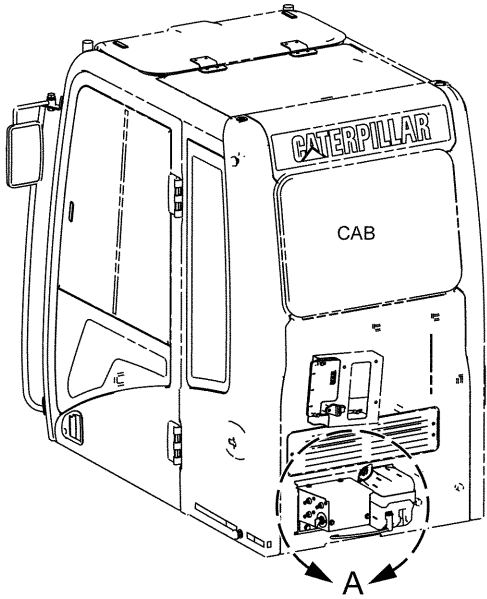
ELECTRICAL AND STARTING SYSTEM



H95503E 00

291-7927 HARNESS AS
Part of 291-7921-Page117

ELECTRICAL AND STARTING SYSTEM



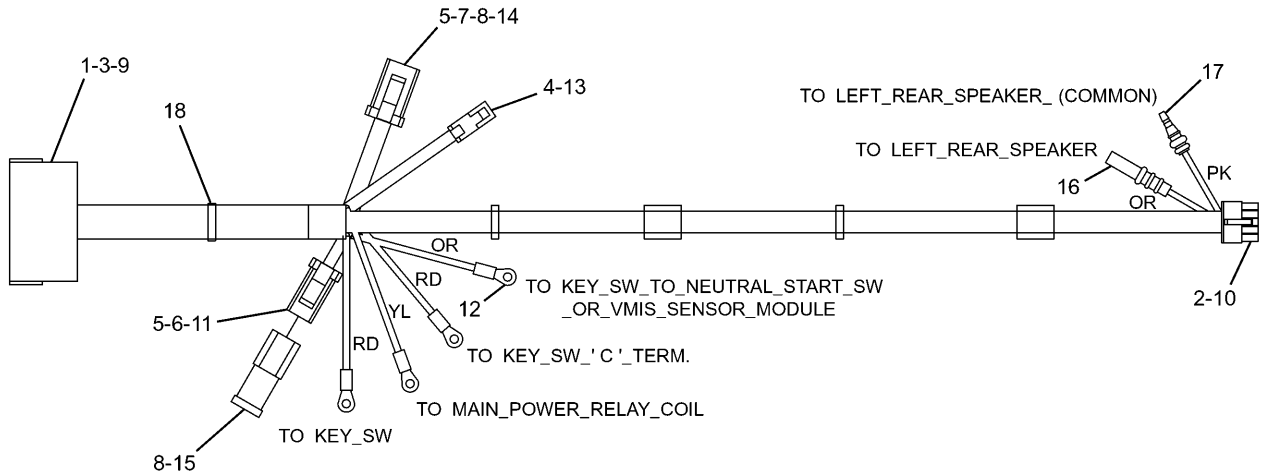
NOTE	No.	PART No.	QTY	PART NAME	NOTE	No.	PART No.	QTY	PART NAME
Y	1	259-5177	1	PANEL GP					
	2	8T-4121	4	WASHER					
	3	8T-4137	4	BOLT (L=20mm)					

Y-SEE SEPARATE ILLUSTRATION

H93679E 01

259-5176 WIRING GP
PANEL
259-5177-Page130

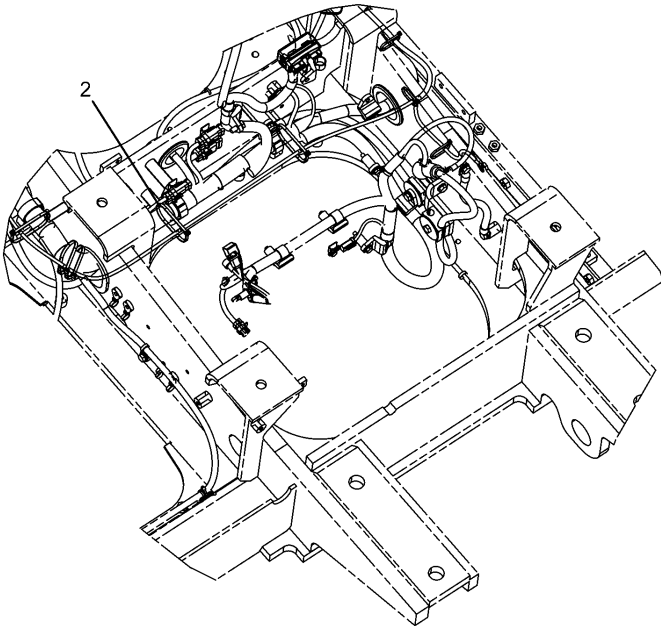
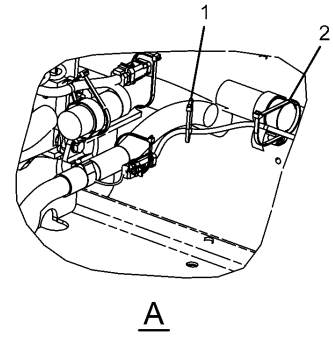
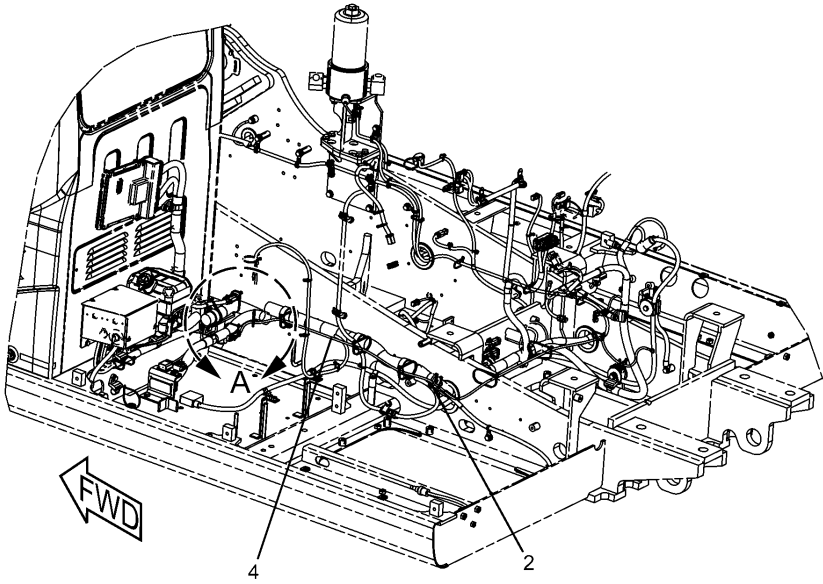
ELECTRICAL AND STARTING SYSTEM



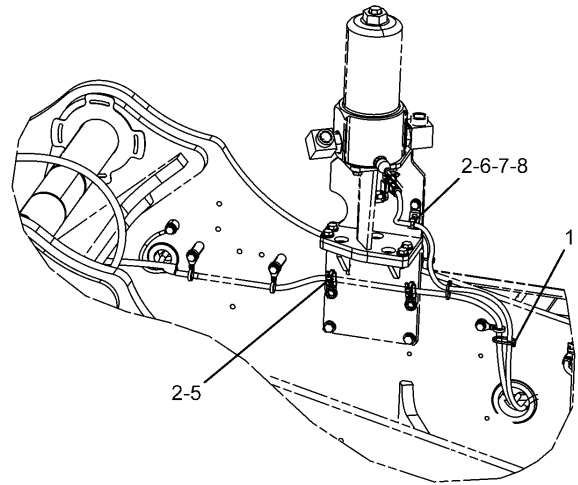
NOTE	No.	PART No.	QTY	PART NAME	NOTE	No.	PART No.	QTY	PART NAME
	1	238-2366	7	TERMINAL					
	2	153-2540	10	TERMINAL					
	3	121-1173	14	TERMINAL					
	4	7Y-3951	2	TERMINAL					
	5	126-1768	7	SOCKET					
	6	155-2261	1	WEDGE					
	7	155-2263	1	WEDGE					
	8	8T-8737	3	PLUG					
	9	121-1168	1	CONNECTOR					
	10	153-2541	1	CONNECTOR					
	11	155-2270	1	PLUG KIT					
	12	2L-8075	4	TERMINAL					
	13	7Y-3952	1	CONNECTOR					
	14	155-2274	1	PLUG KIT					
	15	102-8802	1	RECEPTACLE KIT					
	16	7Y-3963	1	TERMINAL					
		7Y-3965	1	TUBE					
	17	7Y-3962	1	TERMINAL					
		7Y-3964	1	TUBE					
	18	3S-2093	3	STRAP					

H88058E 01

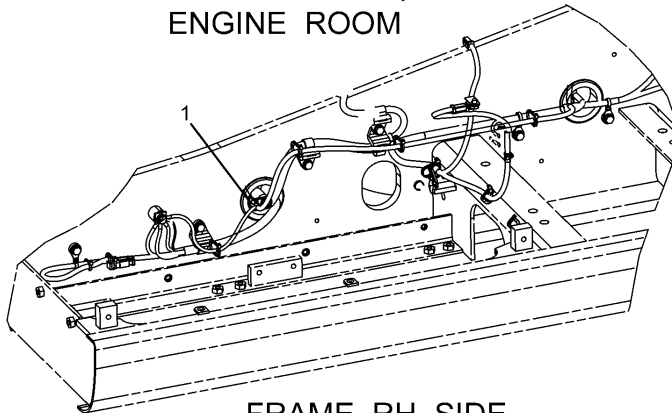
ELECTRICAL AND STARTING SYSTEM



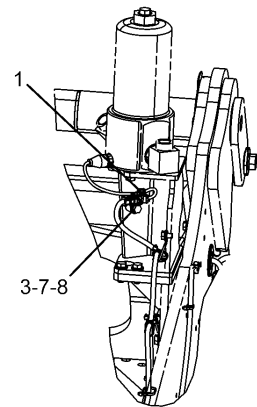
ENGINE ROOM



RETURN FILTER



FRAME RH SIDE

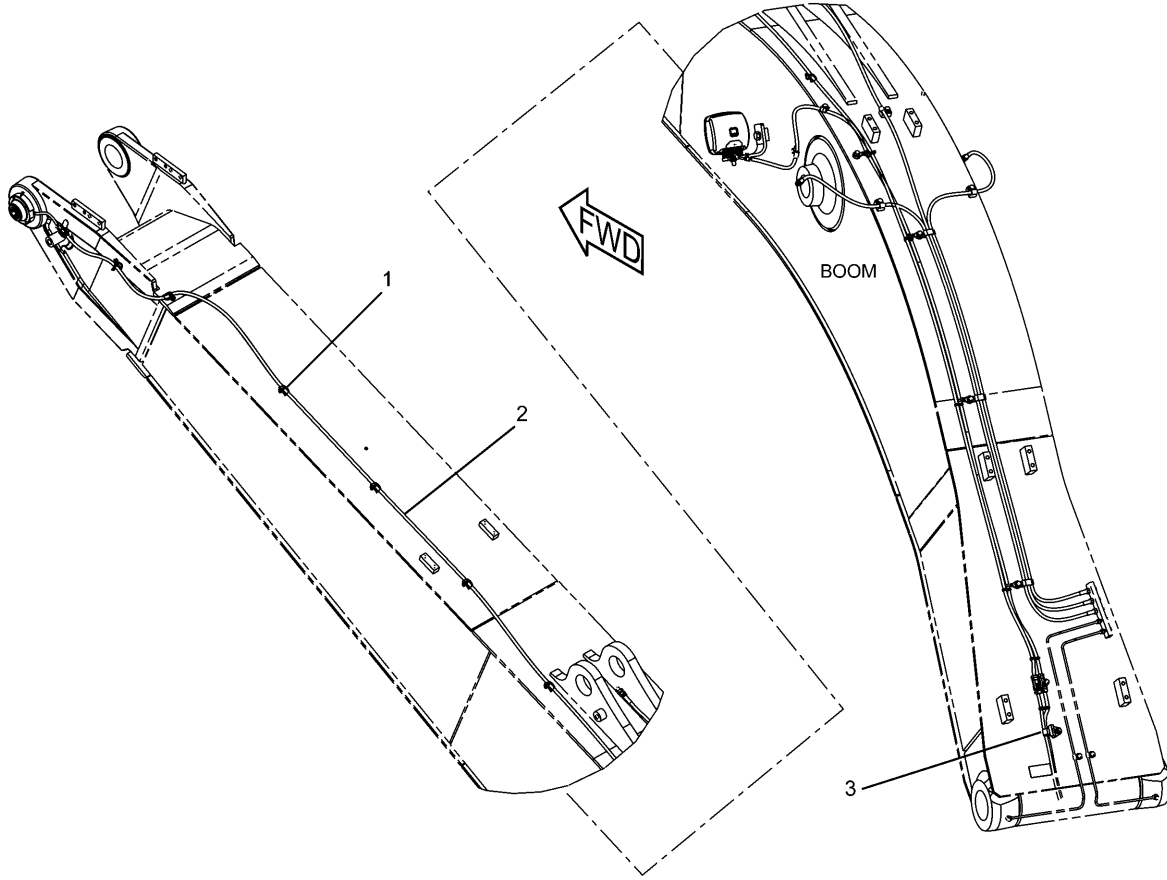


RETURN FILTER

H95839E 00

283-2927 WIRING GP
 Hammer Return Filter
 Part of 290-1716-Page381
 299-2818-Page150
 An Attachment

ELECTRICAL AND STARTING SYSTEM

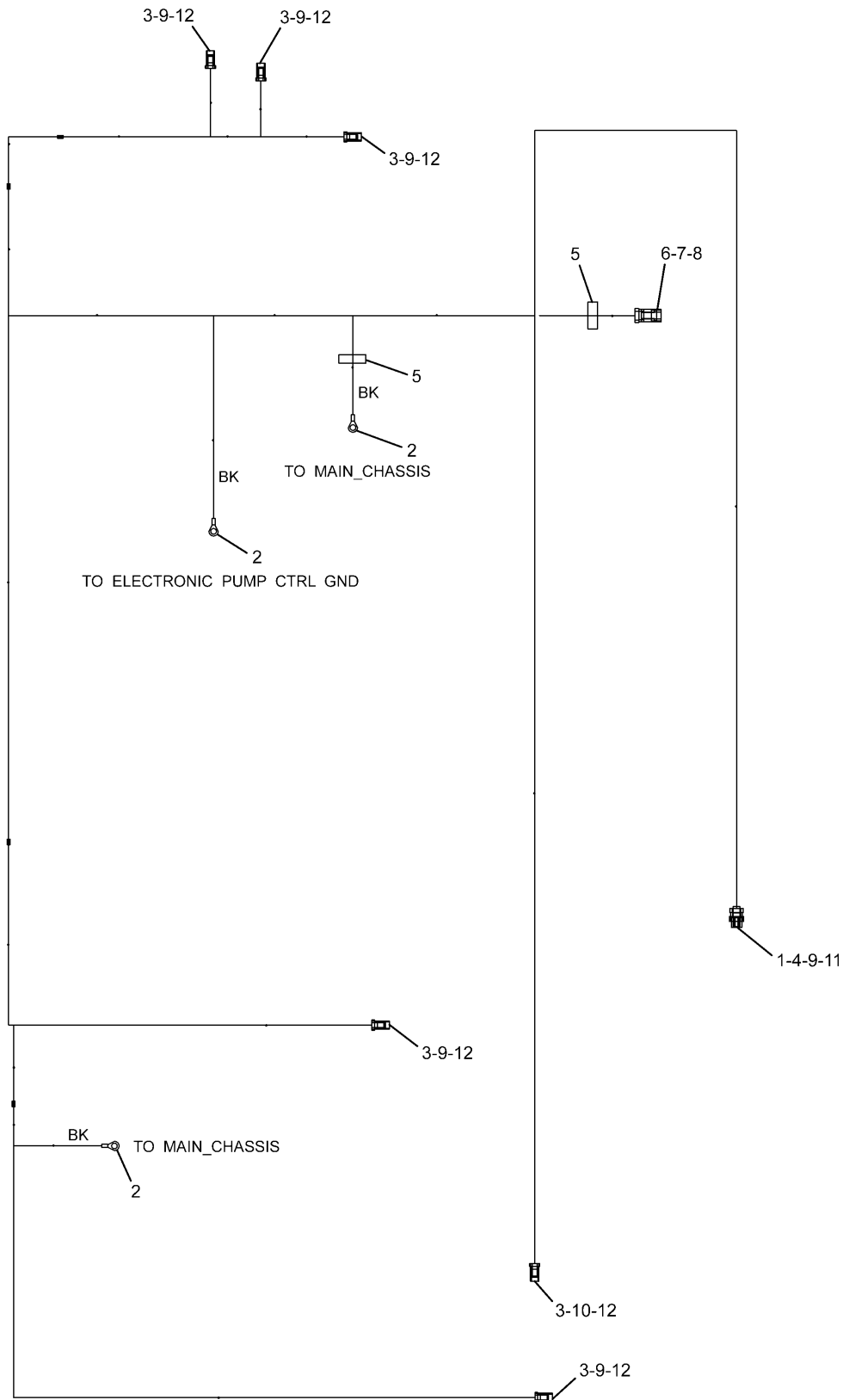


NOTE	No.	PART No.	QTY	PART NAME	NOTE	No.	PART No.	QTY	PART NAME
	1	3S-2093	13	STRAP					
	2	267-7925	1	HARNESS AS					
		155-2260	1	PLUG KIT					
		9X-3401	3	PIN					
		126-1768	3	SOCKET					
		243-4506	1	RECEPTACLE AS					
	3	111-4837	1	CLIP					

H90021E 00

267-7924 WIRING GP-BOOM
 Part of 279-2798-Page11
 An Attachment

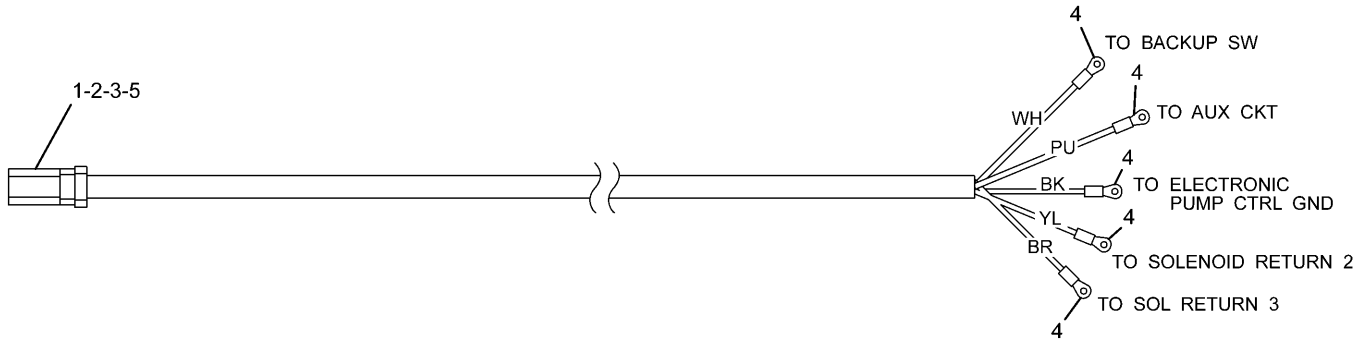
ELECTRICAL AND STARTING SYSTEM



H95502E 00

291-7454 HARNESS AS
Part of 283-2926-Page165
An Attachment

ELECTRICAL AND STARTING SYSTEM



NOTE	No.	PART No.	QTY	PART NAME	NOTE	No.	PART No.	QTY	PART NAME
	1	186-3735	3	PIN					
	2	9W-0852	2	PIN					
	3	8T-8737	1	PLUG					
	4	2L-8074	5	TERMINAL					
	5	243-4508	1	RECEPTACLE AS					

H89891E 00

267-7955 HARNESS AS
Part of 267-7891-Page175
An Attachment

ELECTRICAL AND STARTING SYSTEM

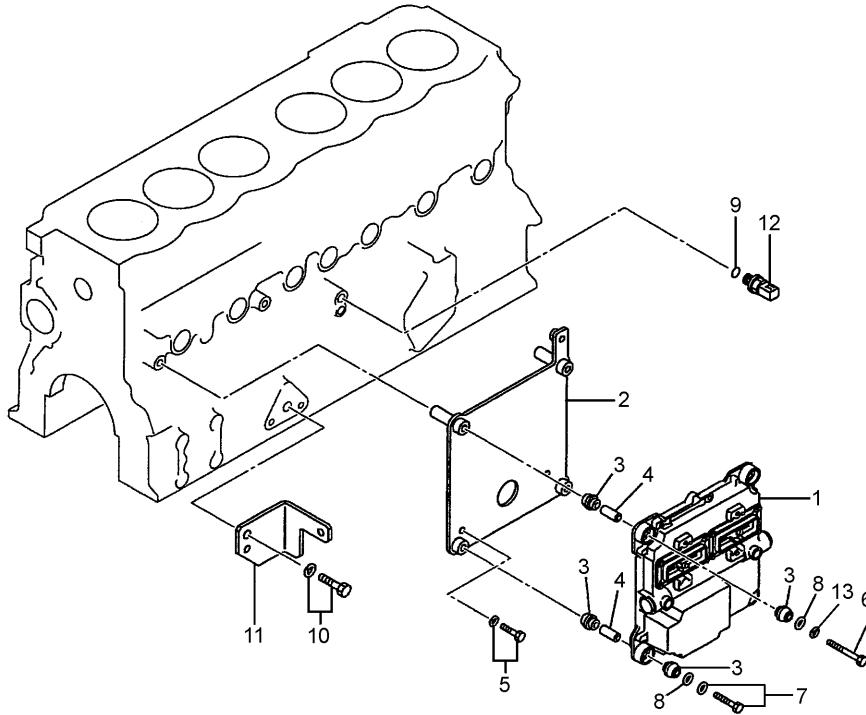
Consists of :

	Page
1 297-4559 CONTROL GP-ELECTRONIC	183

H96545E 08

270-5497 ELECTRONICS GP
Product Link Japan
Part of 290-1718-Page185
An Attachment

ELECTRICAL AND STARTING SYSTEM

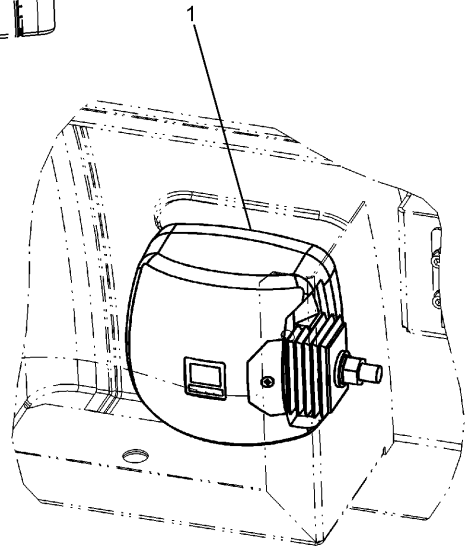
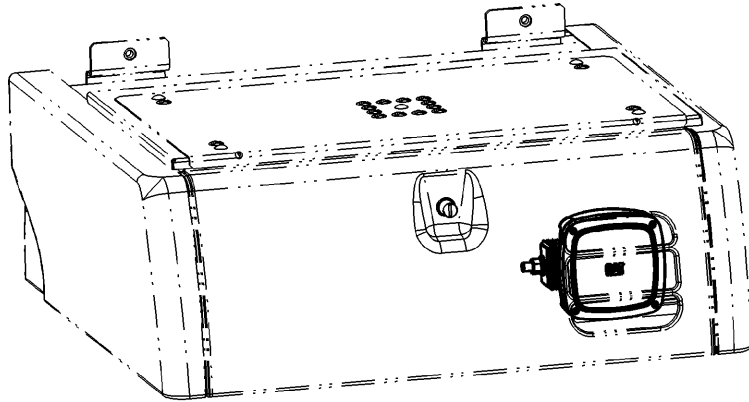


NOTE	No.	PART No.	QTY	PART NAME	NOTE	No.	PART No.	QTY	PART NAME
	1	286-3683	1	CONTROL GP					
	2	296-4632	1	BRACKET					
	3	155-0576	8	MOUNT					
	4	61-1418	4	SPACER					
	5	294-1775	2	BOLT AS					
	6	178-6577	2	BOLT (L=100mm)					
	7	270-6259	2	BOLT AS					
	8	195-8497	4	WASHER					
	9	294-1804	1	SEAL-O-RING					
	10	51-5597	1	BOLT AS					
	11	296-4635	1	BRACKET					
	12	274-6721	2	SENSOR GP					
	13	095-8638	2	WASHER					

H96488E 01

296-4664 CONTROL & MTG GP-ELECTRONIC
Part of 287-0180-Page15

ELECTRICAL AND STARTING SYSTEM



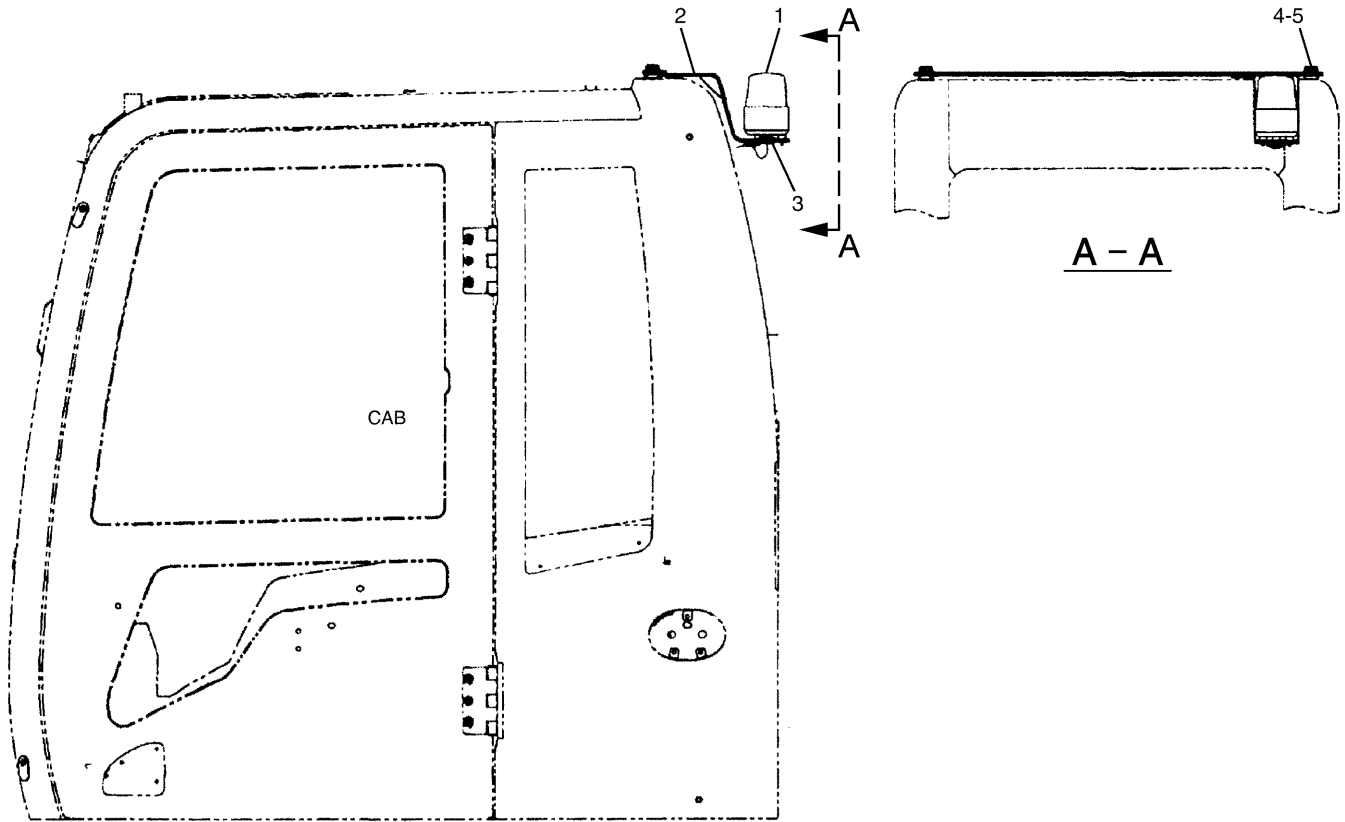
NOTE	No.	PART No.	QTY	PART NAME	NOTE	No.	PART No.	QTY	PART NAME
Y	1	153-2523	1	LAMP GP					

Y-SEE SEPARATE ILLUSTRATION

H87656E 04

4I-5409 LIGHTING GP-CHASSIS
153-2523-Page213

ELECTRICAL AND STARTING SYSTEM



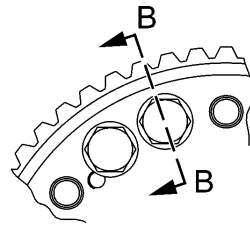
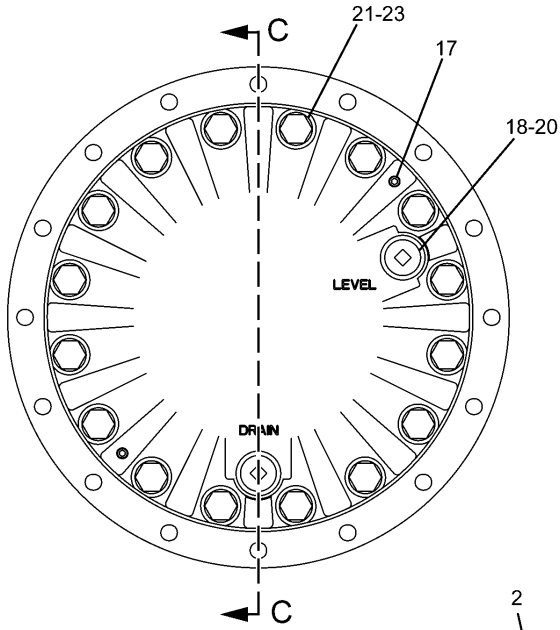
LEFT SIDE VIEW

NOTE	No.	PART No.	QTY	PART NAME	NOTE	No.	PART No.	QTY	PART NAME
	1	185-1257	1	PATO LIGHT					
	2	210-2922	1	SUPPORT AS					
	3	093-2069	1	GROMMET					
	4	7X-2553	3	BOLT (L=40mm)					
	5	9X-8257	3	WASHER					

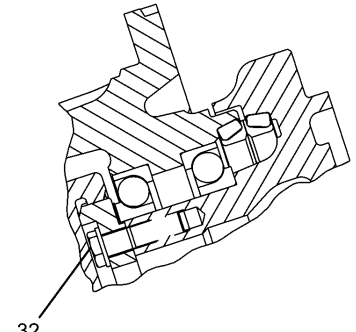
H86793E 01

210-2921 LIGHTING GP-WARNING
 Part of 279-2798-Page11
 An Attachment

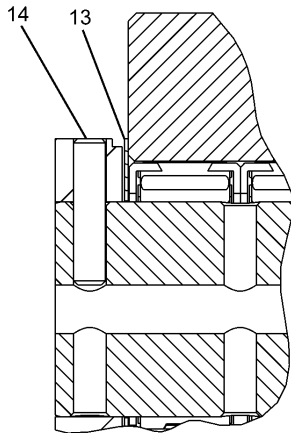
POWER TRAIN



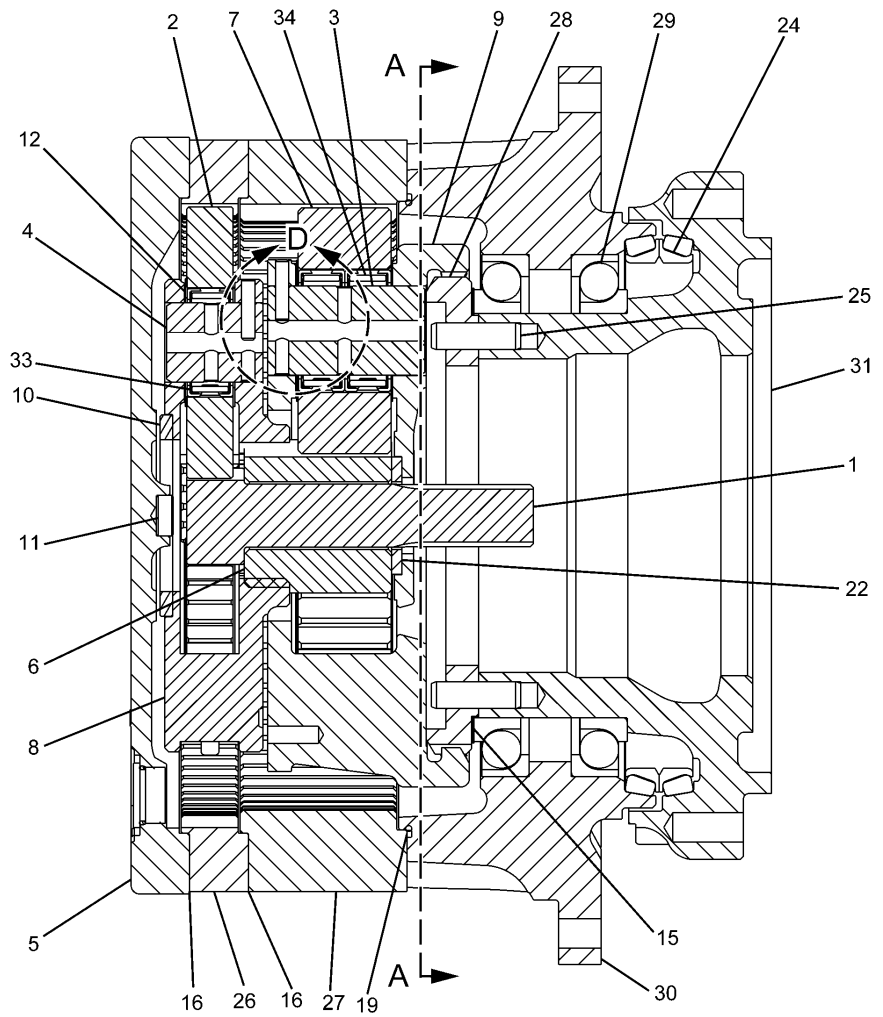
A - A



B - B



D

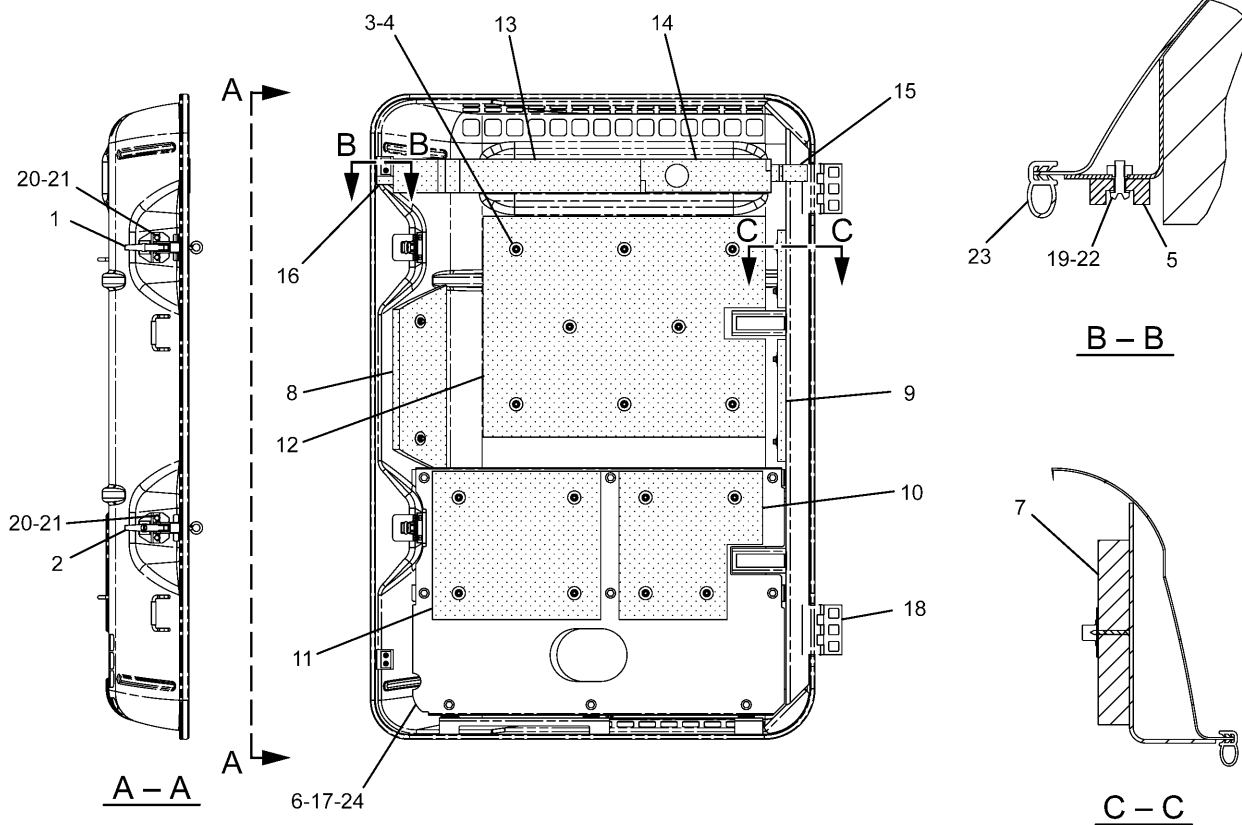


C - C

H89781E 01

227-6035 FINAL DRIVE GP
Part of 227-6913-Page221

FRAME AND BODY



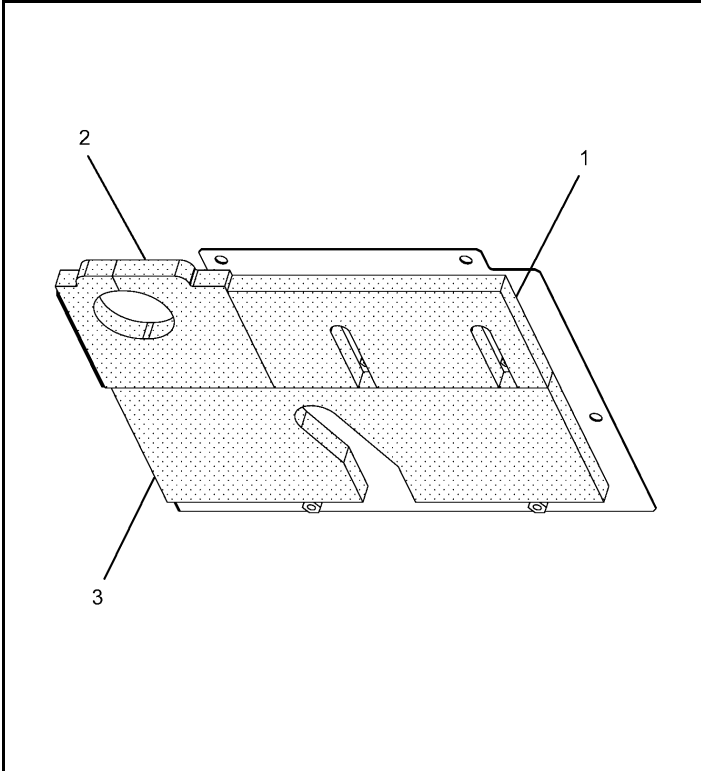
NOTE	No.	PART No.	QTY	PART NAME	NOTE	No.	PART No.	QTY	PART NAME
	1	1R-9958	1	FASTENER		21	8T-4224	4	WASHER
	2	4I-0117	1	FASTENER		22	8T-6693	4	SCREW
	3	4I-7924	22	WASHER	D	23	101-9848		SEAL... (6.4m)
	4	6P-2216	22	CAP		24	8T-4192	9	BOLT (L=25mm)
	5	096-4129	2	CUSHION					
	6	5P-1076	9	WASHER					
	7	190-7228	1	LINER					
	8	227-6986	1	LINER					
	9	268-0532	1	INSULATION					
	10	268-0533	1	INSULATION					
	11	268-0534	1	INSULATION					
	12	268-0535	1	INSULATION					
	13	307-7704	1	LINER					
	14	268-0538	1	LINER					
	15	268-0539	1	LINER					
	16	268-0540	1	LINER					
	17	268-0542	1	SHEET AS					
	18	114-6289	2	HINGE					
	19	8T-0328	4	WASHER					
	20	8T-4189	4	BOLT (L=20mm)					

D—ORDER BY THE METER

H97255E 03

268-0531 HOOD GP-ENGINE
Part of 289-6427-Page231

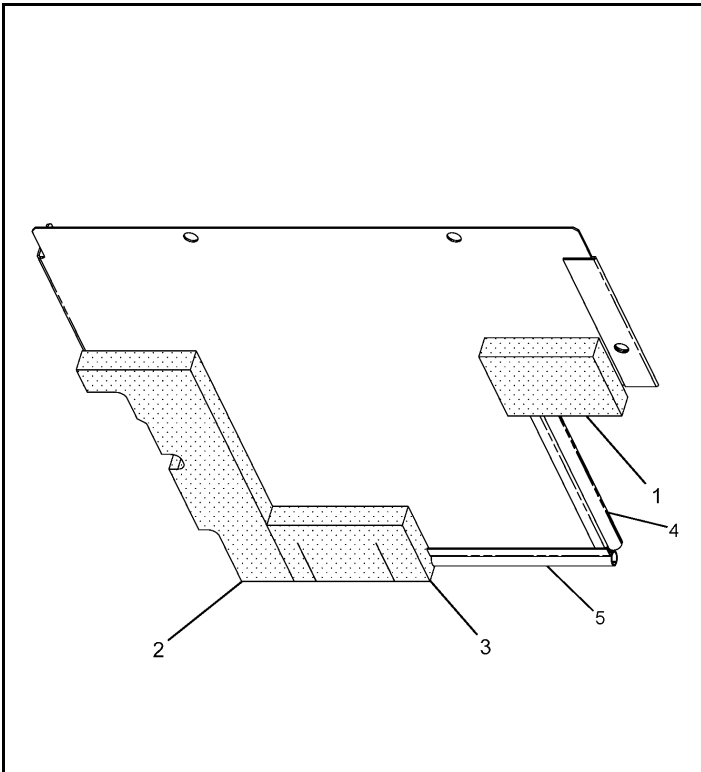
FRAME AND BODY



NOTE	No.	PART No.	QTY	PART NAME
	1	286-5886	1	INSULATION
	2	286-5887	1	LINER
	3	289-6620	1	INSULATION

H95551E 00

289-6619 SHEET AS
Part of 289-6427-Page229



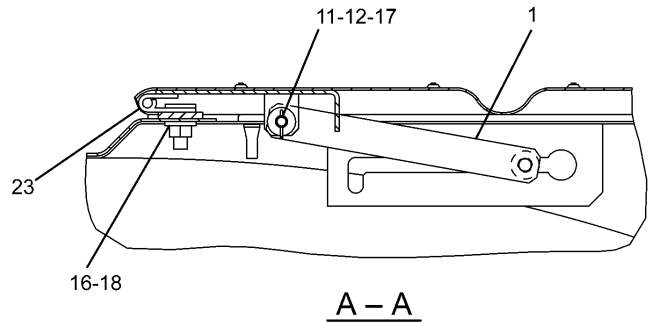
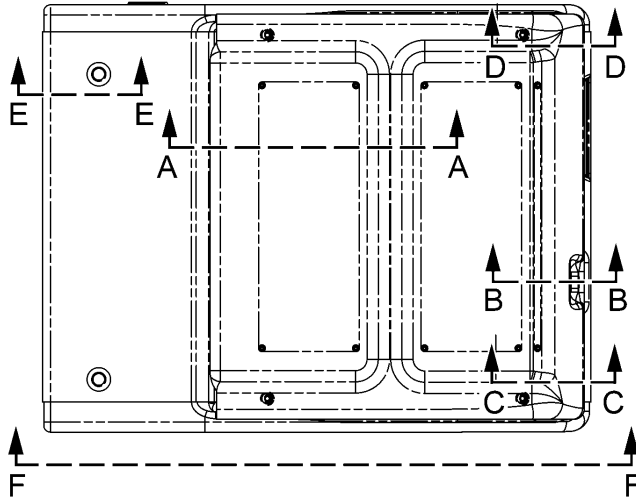
NOTE	No.	PART No.	QTY	PART NAME
	1	248-9195	1	LINER
	2	289-6622	1	LINER
	3	289-6623	1	LINER
D	4	5P-8309		SEAL...(0.245m)
D	5	5P-8309		SEAL...(0.19m)

D—ORDER BY THE METER

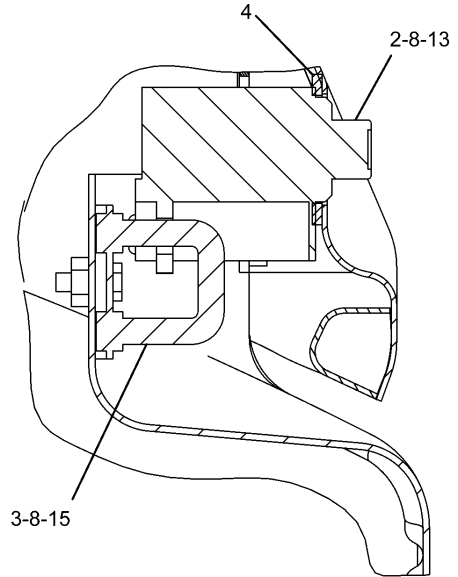
H95925E 00

298-3342 SHEET AS
Part of 289-6427-Page229

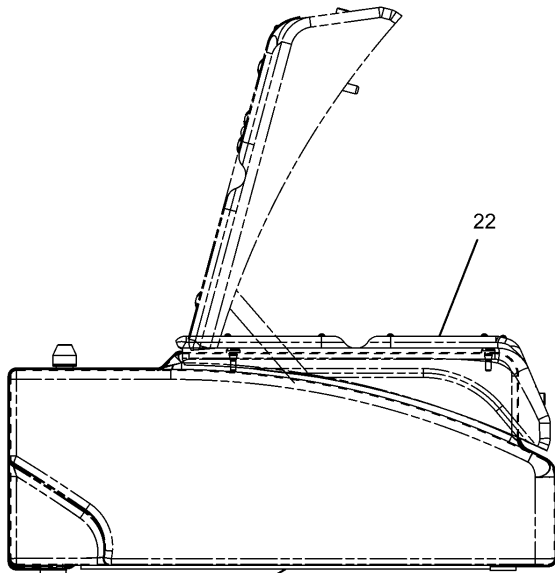
FRAME AND BODY



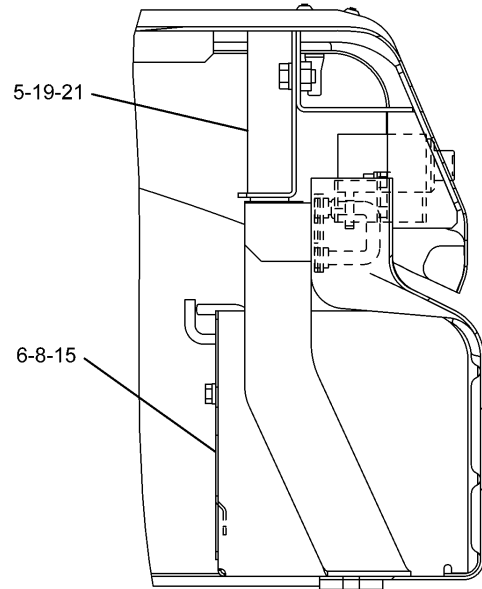
A - A



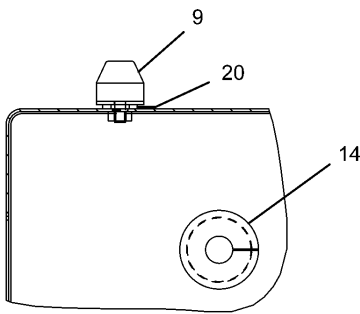
B - B



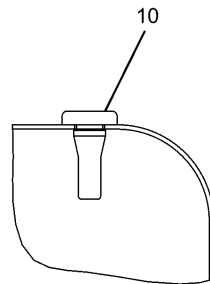
F - F



C - C



E - E

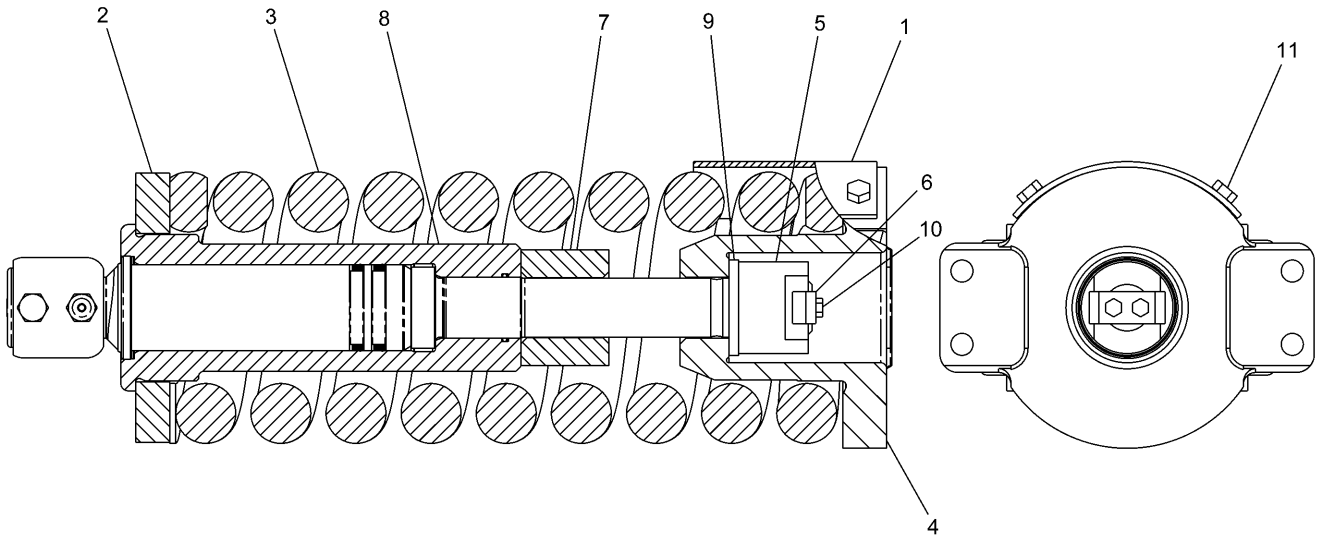


D - D

H94535E 03

244-8040 BOX GP-STORAGE
Part of 244-8039-Page250

FRAME AND BODY



NOTE	No.	PART No.	QTY	PART NAME	NOTE	No.	PART No.	QTY	PART NAME
	1	7Y-1781	1	COVER					
	2	145-3035	1	PLATE					
	3	239-4350	1	SPRING					
	4	239-4378	1	SUPPORT					
	5	239-4382	1	NUT					
	6	239-4383	1	STRIP					
	7	239-4384	1	SPACER					
Y	8	239-4390	1	RECOIL GP					
	9	239-4393	1	WASHER					
	10	7X-2536	2	BOLT (L=14mm)					
	11	8T-4179	2	BOLT (L=20mm)					

Y-SEE SEPARATE ILLUSTRATION

H94763E 02

239-4389 TRACK ADJUSTER & RECOIL GP
 Part of 239-4388-Page278,239-4387-Page279
 239-4390-Page281

FRAME AND BODY

Consists of :

			Page
1	194-1608	LINK AS-TRACK.....	291
196	9W-3619	BOLT	
49	126-5061	SHOE	
196	9W-3361	NUT	

H95855E 00

194-1913 TRACK GP
500MM Triple Grouser Shoe-2 Required
An Attachment

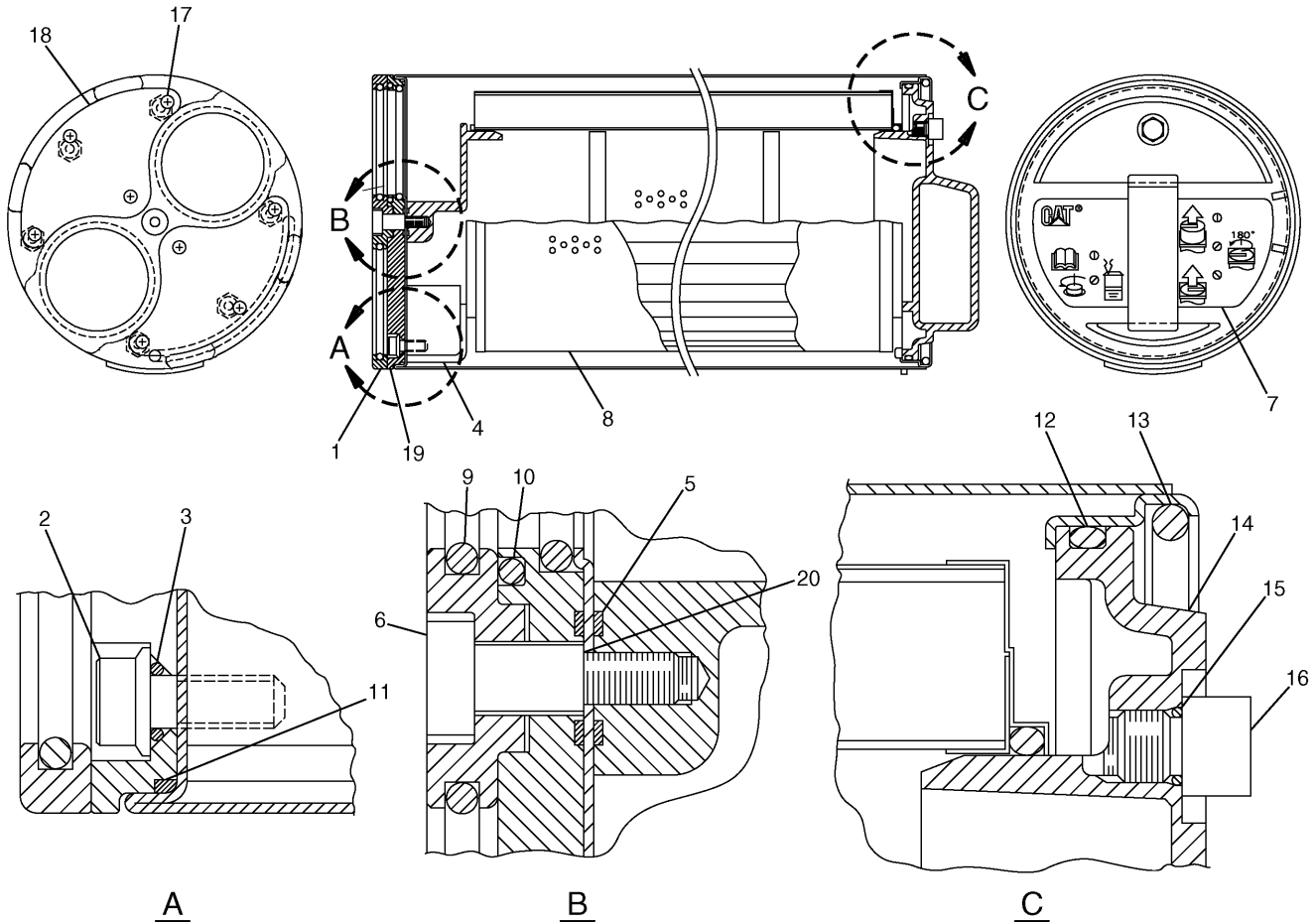
Consists of :

			Page
1	194-1608	LINK AS-TRACK.....	291
196	9W-3619	BOLT	
49	126-5062	SHOE	
196	9W-3361	NUT	

H95319E 04

194-1910 TRACK GP
An Attachment

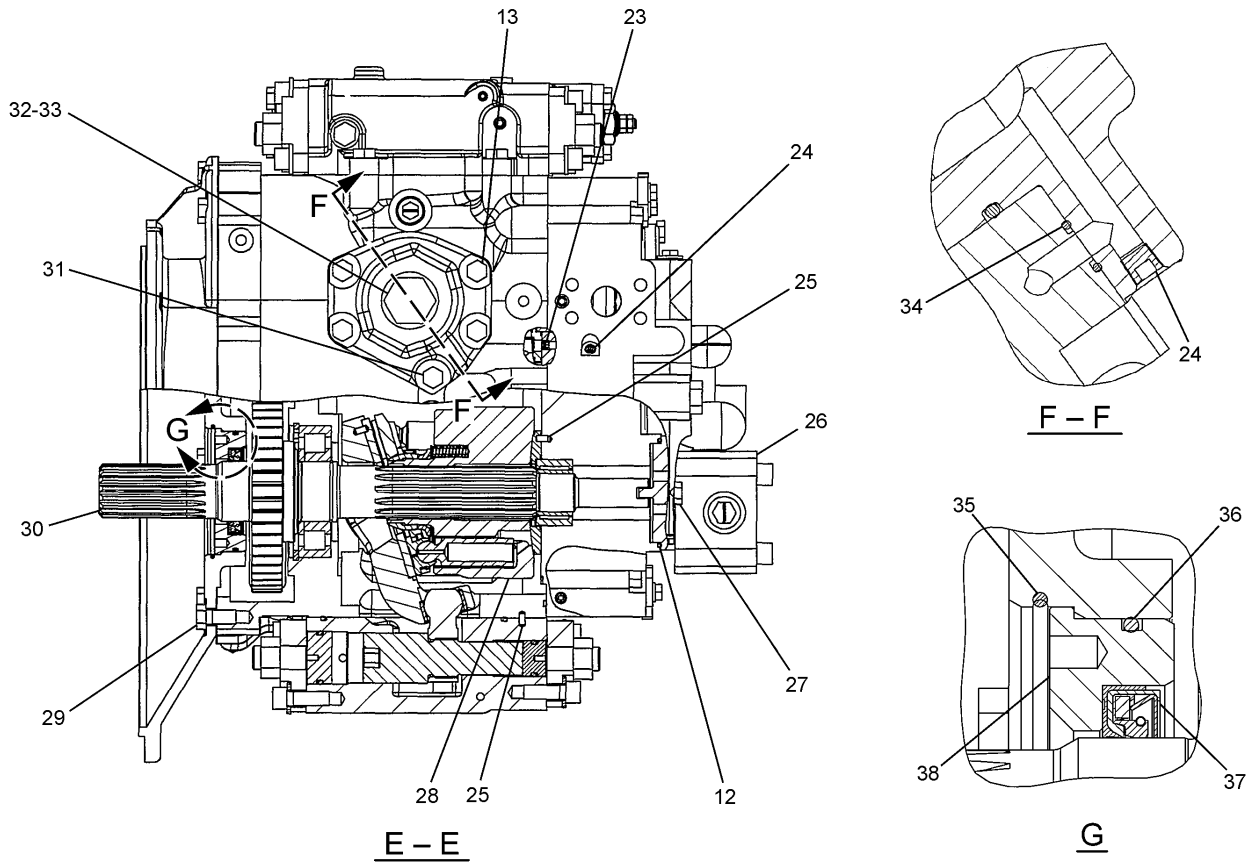
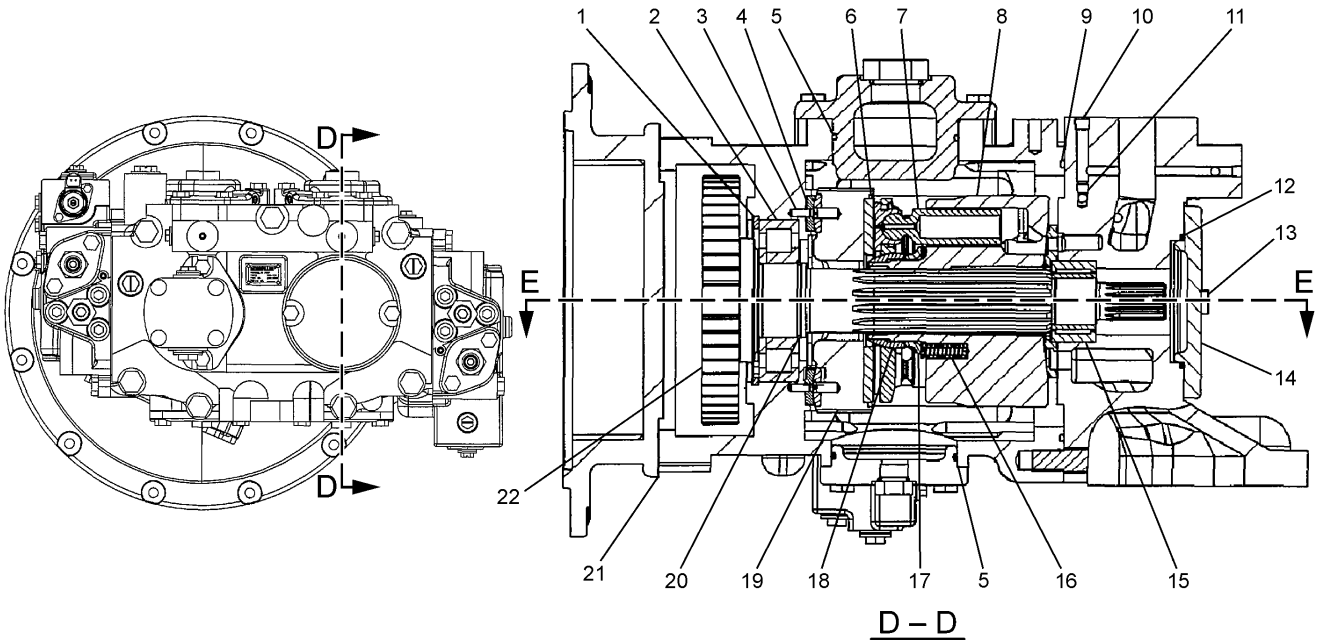
HYDRAULIC SYSTEM



NOTE	No.	PART No.	QTY	PART NAME	NOTE	No.	PART No.	QTY	PART NAME
	1	204-2762	1	PLATE					THE FOLLOWING REPAIR KIT IS AVAILABLE: SERVICE KIT (INCLUDES PARTS MARKED J)
J	2	173-3529	6	BOLT (L=15mm)					
J	3	3T-7528	6	SEAL-O-RING (ID=5.80mm)			201-9299	1	
	4	173-3513	1	BASE					
J	5	3E-4297	2	SEAL-O-RING (ID=10.00mm)					
	6	137-3626	1	BOLT					
	7	188-4143	1	FILM (INSTRUCTION)					
	8	179-9806	1	ELEMENT					
J	9	137-3623	4	SEAL-O-RING (ID=55.60mm)					
J	10	6V-7658	2	SEAL-O-RING (ID=59.40mm)					
J	11	177-2553	1	SEAL-O-RING (ID=149.50mm)					
J	12	095-1681	1	SEAL-O-RING (ID=144.40mm)					
	13	173-3515	1	RING					
	14	173-3516	1	HANDLE					
J	15	4J-7533	1	SEAL-O-RING (ID=6.07mm)					
J	16	9S-4180	1	PLUG					
J	17	137-3624	8	SCREW					
J	18	137-3625	2	PAD					
	19	173-3517	1	PLATE					
J	20	137-3628	1	SHIM (T=0.10mm)					

H77561E 02

HYDRAULIC SYSTEM



H94510E 04

272-6955 PUMP GP-MAIN HYDRAULIC (2/2)
 Part of 279-7869-Page305
 126-2016-Page316

HYDRAULIC SYSTEM

Consists of :

		Page
1	242-6735 LINES GP-STICK CYLINDER	336
1	242-6744 CYLINDER & SEAL GP-STICK.....	326

H89965E 00

242-6743 CYLINDER & LINES GP-STICK
R-Boom (Heavy Duty)
Part of 240-3830-Page661
An Attachment

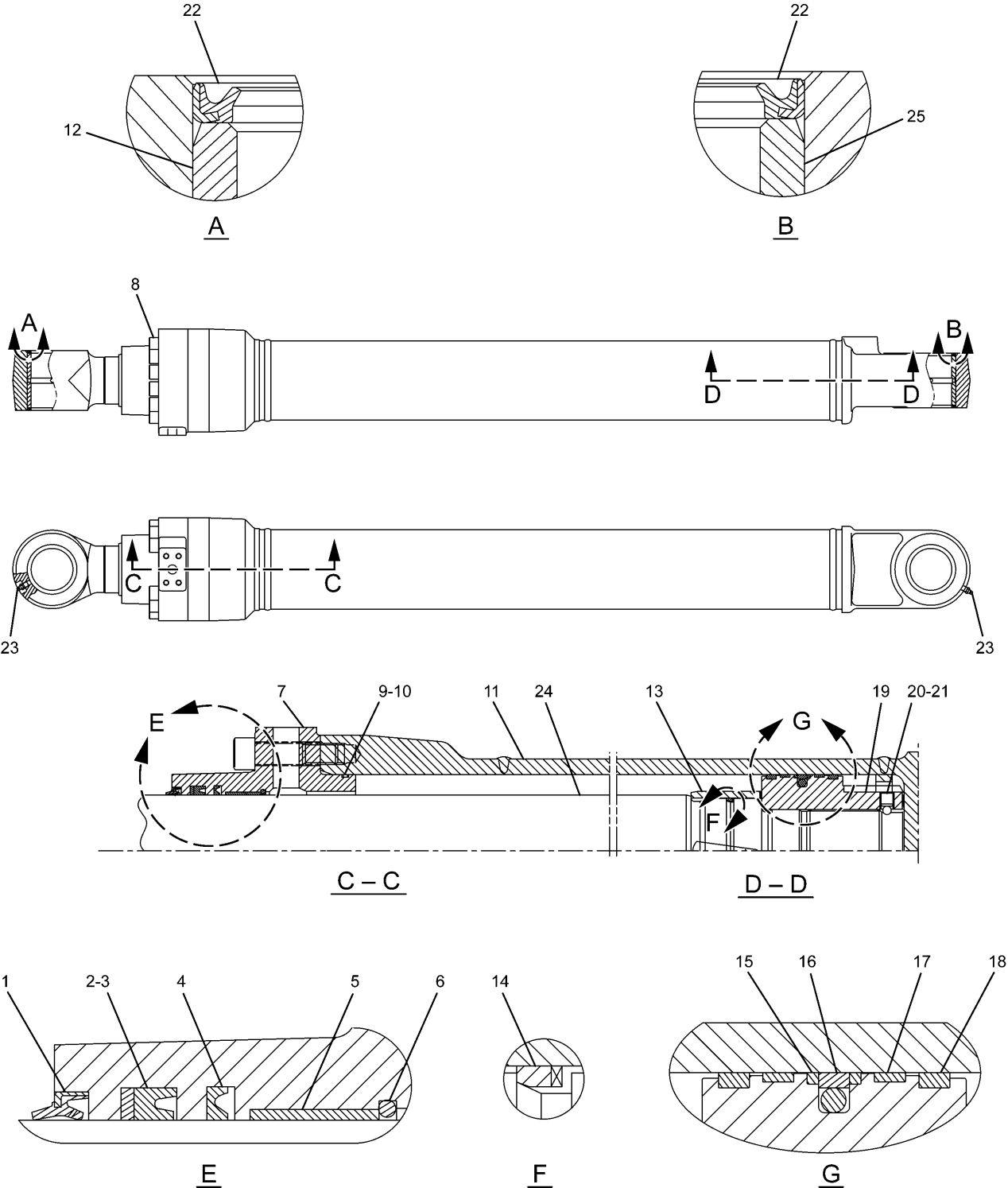
Consists of :

		Page
1	242-6756 CYLINDER & SEAL GP-BUCKET	328
1	242-6757 LINES GP-BUCKET CYLINDER	338

H89952E 01

242-6755 CYLINDER & LINES GP-BUCKET
B Family
Part of 240-3860,247-7453-Page664,257-2926-Page665
An Attachment

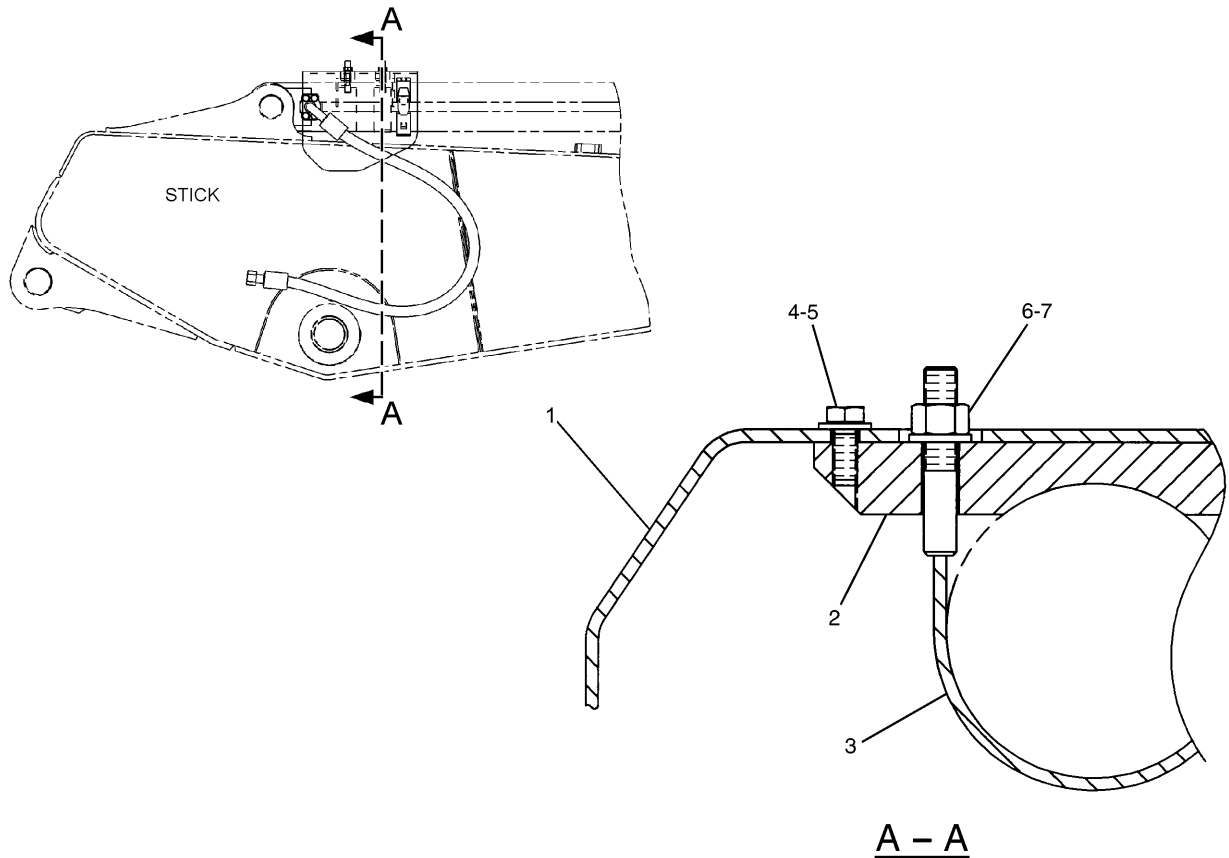
HYDRAULIC SYSTEM



H96715E 01

242-6770 CYLINDER & SEAL GP-BUCKET
 Part of 242-6769-Page321
 An Attachment

HYDRAULIC SYSTEM

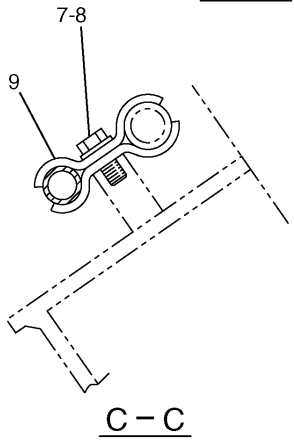
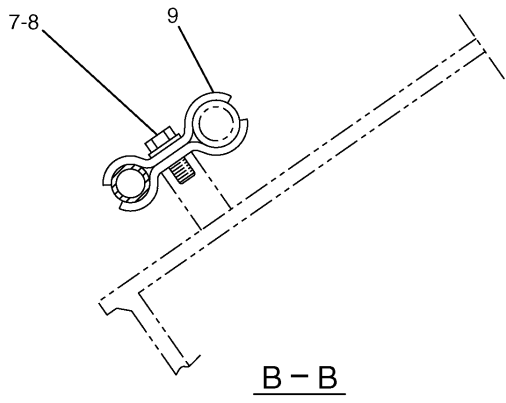
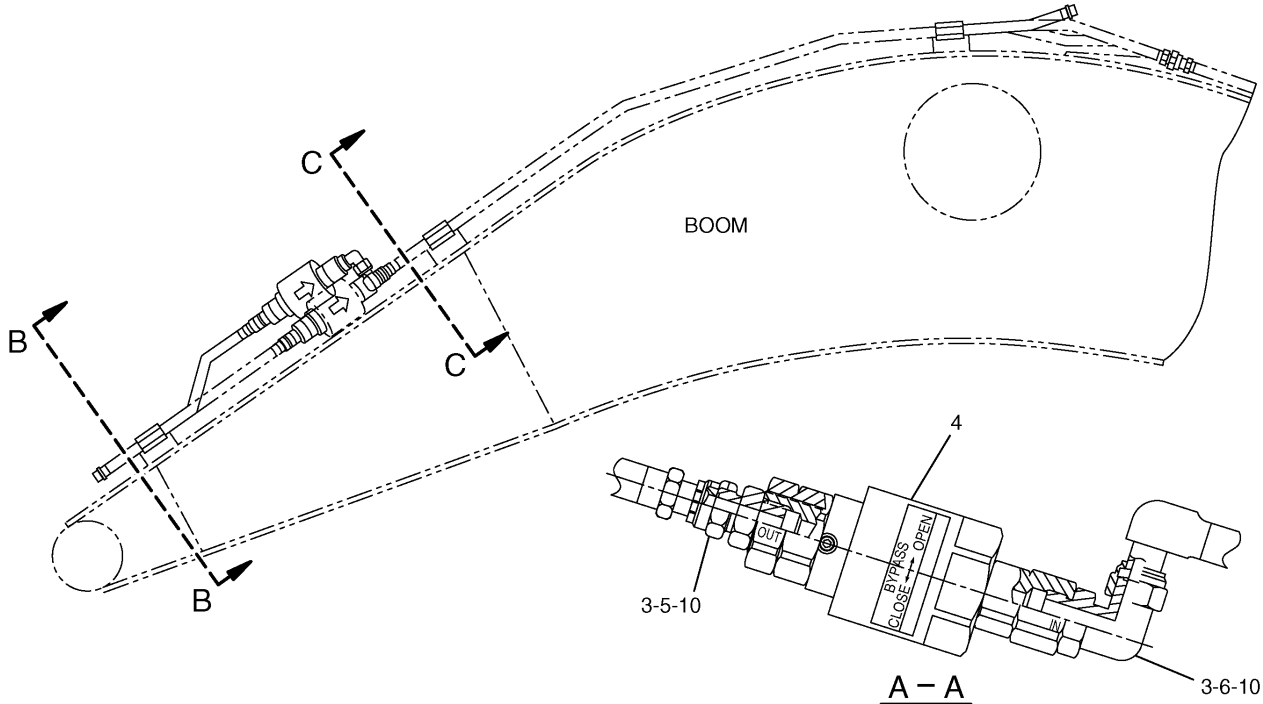
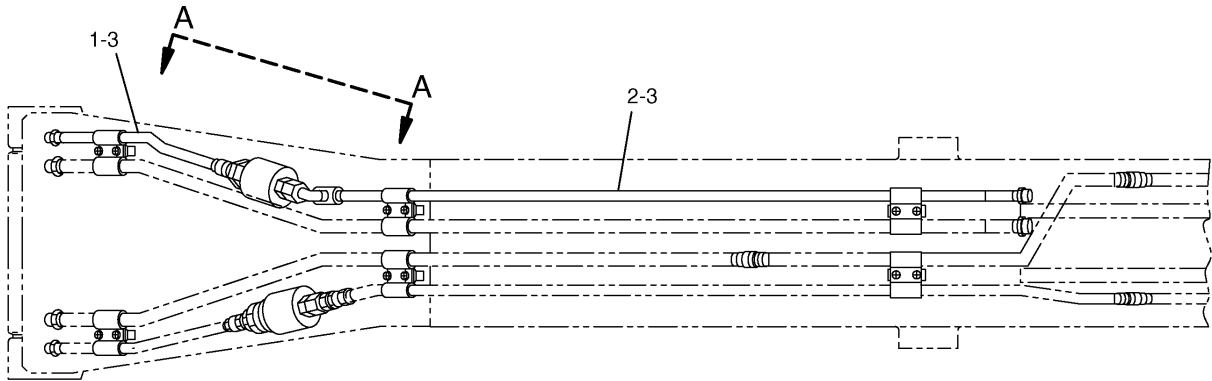


NOTE	No.	PART No.	QTY	PART NAME	NOTE	No.	PART No.	QTY	PART NAME
	1	191-3226	1	GUARD AS					
	2	214-4533	2	SUPPORT					
	3	214-4534	2	SUPPORT AS					
	4	8T-4139	4	BOLT (L=30mm)					
	5	8T-4223	4	WASHER					
	6	9X-8257	4	WASHER					
	7	8T-4132	4	NUT					

H90535E 00

266-8035 GUARD GP-CYLINDER
An Attachment

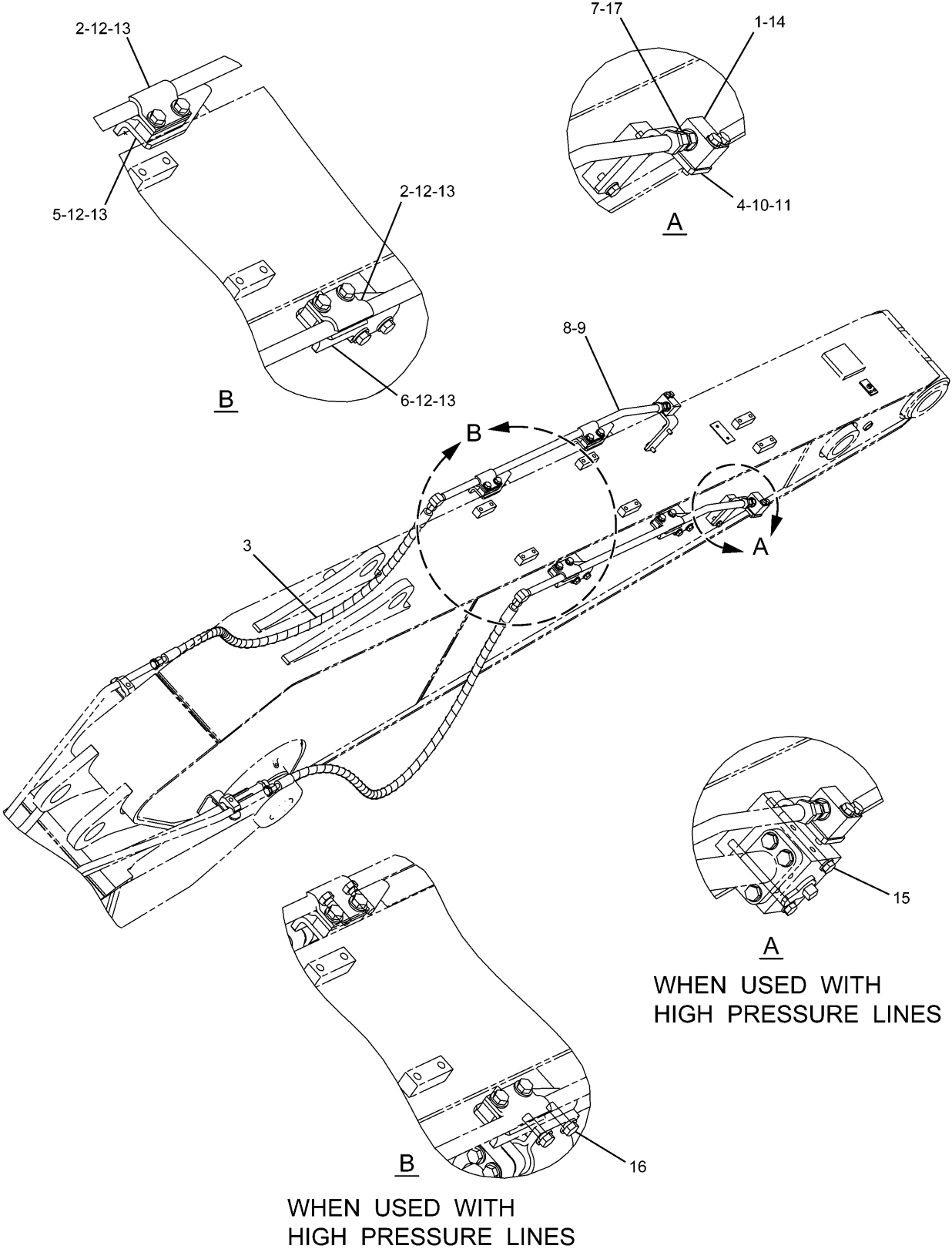
HYDRAULIC SYSTEM



H77786E 00

193-6588 SERVICE KIT
 Part of 179-5146-Page348
 127-6844-Page536
 An Attachment

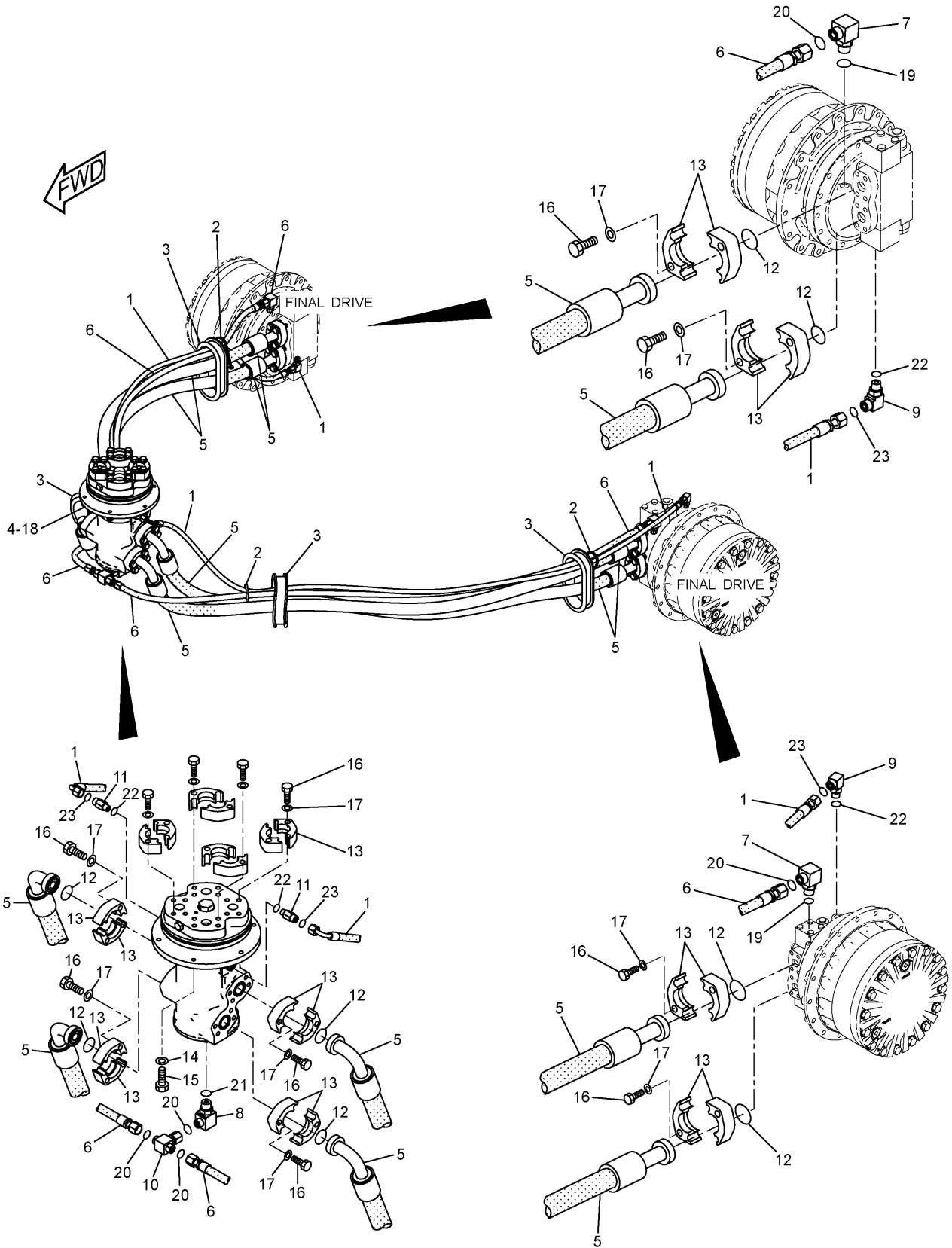
HYDRAULIC SYSTEM



H90575E 02

242-6488 LINES GP-AUXILIARY HYDRAULIC
An Attachment

HYDRAULIC SYSTEM



H94789E 00

266-0980 LINES GP-TRAVEL MOTOR
234-4440-Page454

HYDRAULIC SYSTEM

Consists of :

			Page
1	286-6495	LINES GP-BOOM CYLINDER	334
1	289-5398	LINES GP-RETURN.....	432
1	289-5399	LINES GP-PILOT	408

H95824E 00

285-1514 VALVE AR-CHECK & RELIEF

Part of 279-2798-Page11
An Attachment

Consists of :

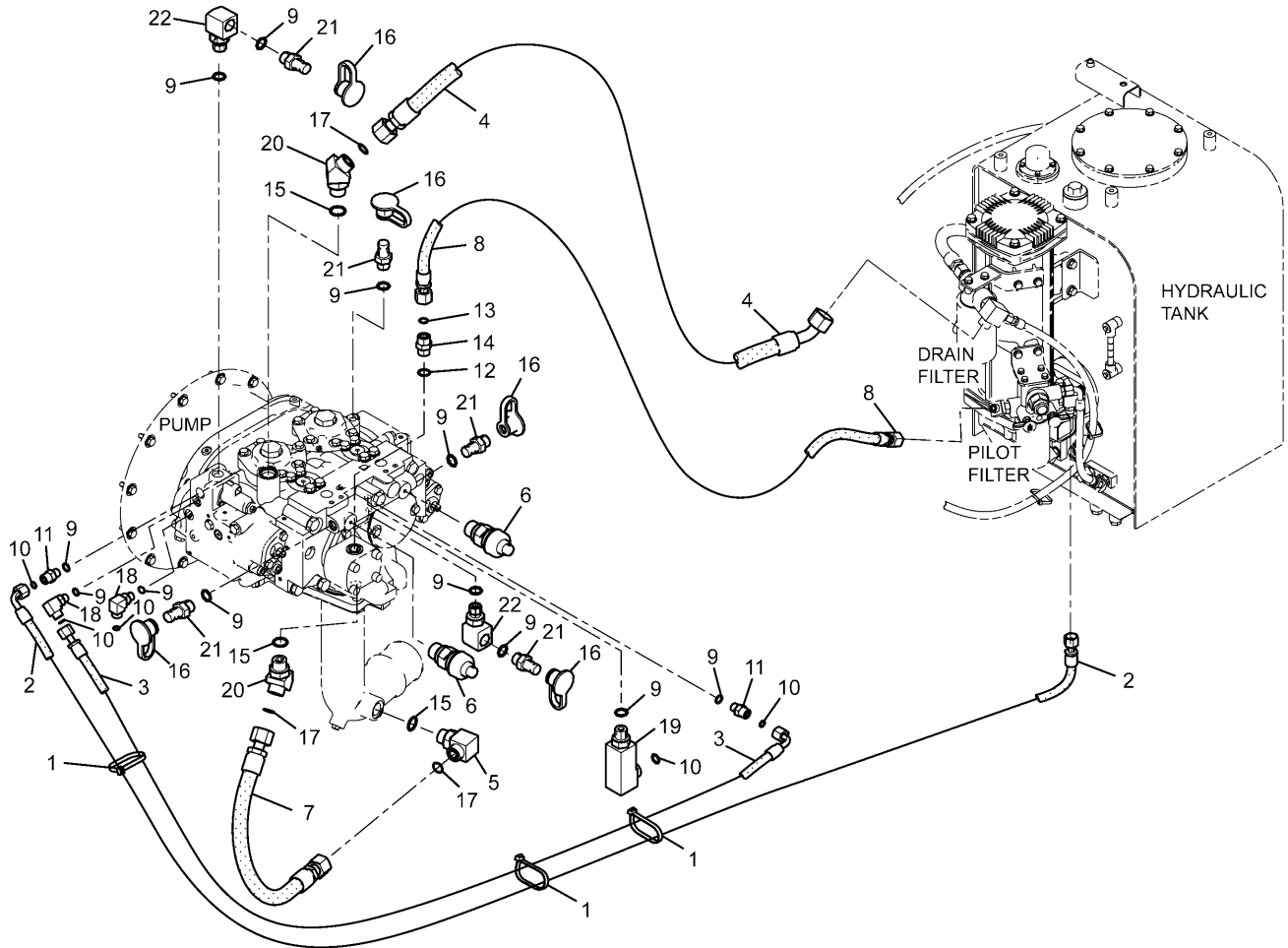
			Page
1	242-6505	LINES GP-BOOM.....	346
1	262-3471	LINES GP-STICK CYLINDER.....	337
1	266-0978	LINES GP-PILOT	409

H95369E 00

285-1515 VALVE AR-CHECK & RELIEF

Part of 279-2798-Page11
An Attachment

HYDRAULIC SYSTEM



NOTE	No.	PART No.	QTY	PART NAME	NOTE	No.	PART No.	QTY	PART NAME
	1	7K-1181	3	STRAP		21	6V-3965	5	NIPPLE AS
	2	4I-5795	1	HOSE AS (NOM 06, L=1250mm)		22	085-7356	2	FITTING
	3	7Y-8379	1	HOSE AS (NOM 06, L=800mm)					
	4	146-7089	1	HOSE AS (NOM 12, L=410mm)					
	5	6V-9007	1	ELBOW					
	6	221-8859	2	SENSOR AS					
	7	245-4980	1	HOSE AS (NOM 12, L=590mm)					
	8	266-1028	1	HOSE AS (NOM 08, L=500mm)					
	9	3J-1907	12	SEAL-O-RING (ID=11.89mm)					
	10	6V-8397	5	SEAL-O-RING (OD=12.83mm)					
	11	6V-8636	2	CONNECTOR					
	12	3K-0360	1	SEAL-O-RING (ID=16.36mm)					
	13	6V-8398	1	SEAL-O-RING (OD=16.03mm)					
	14	6V-8639	1	CONNECTOR					
	15	3D-2824	3	SEAL-O-RING (ID=23.47mm)					
	16	6V-0852	5	CAP					
	17	6V-9746	3	SEAL-O-RING (OD=22.50mm)					
	18	6V-8724	2	ELBOW					
	19	8T-1905	1	ELBOW					
	20	6V-9004	2	ELBOW					

H97057E 04

266-0964 LINES GP-PILOT
Pump

CLICK HERE TO **DOWNLOAD** THE COMPLETE MANUAL

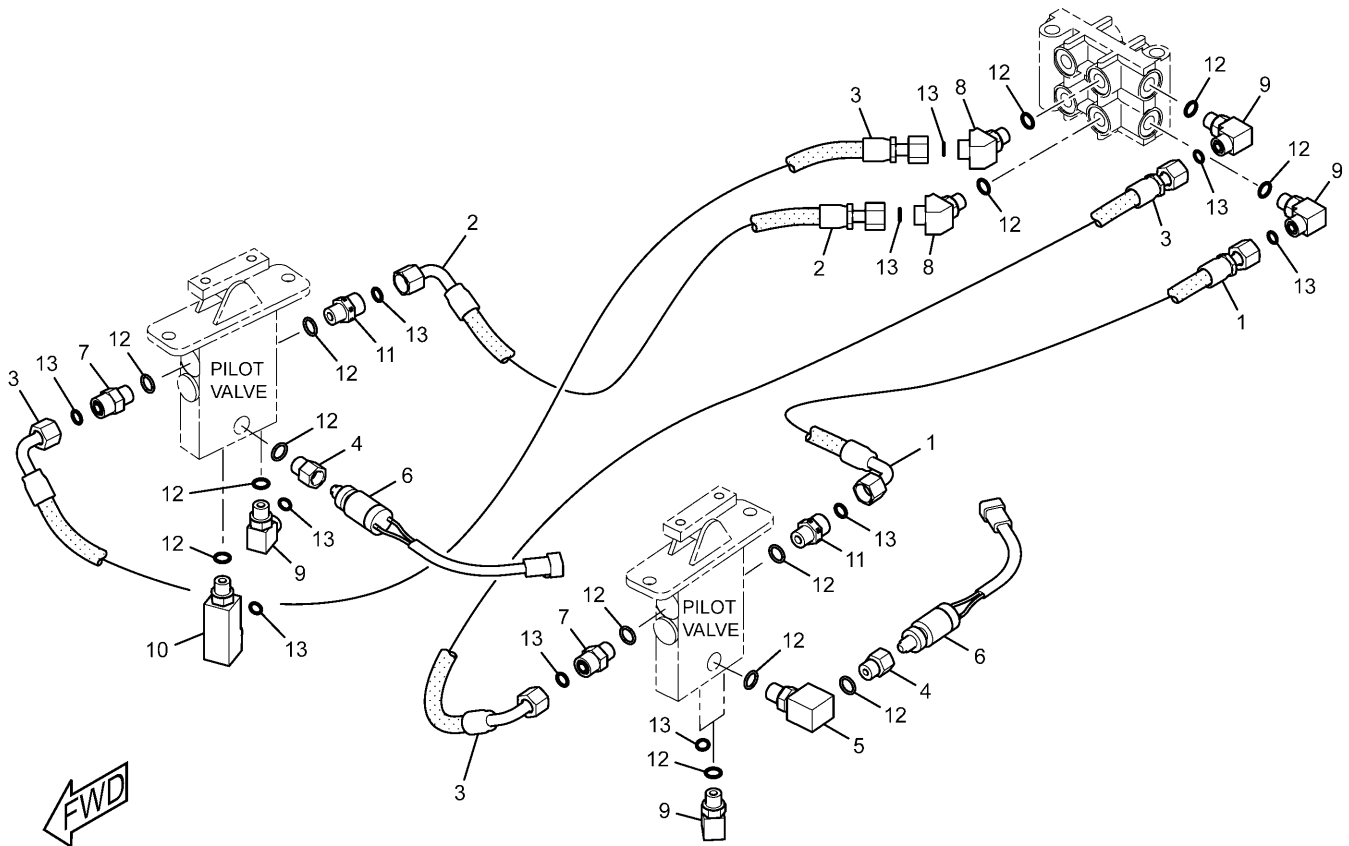
- Thank you very much for reading the preview of the manual.
- You can download the complete manual from: www.heydownloads.com by clicking the link below



- Please note: If there is no response to CLICKING the link, please download this PDF first and then click on it.

CLICK HERE TO **DOWNLOAD** THE COMPLETE MANUAL

HYDRAULIC SYSTEM

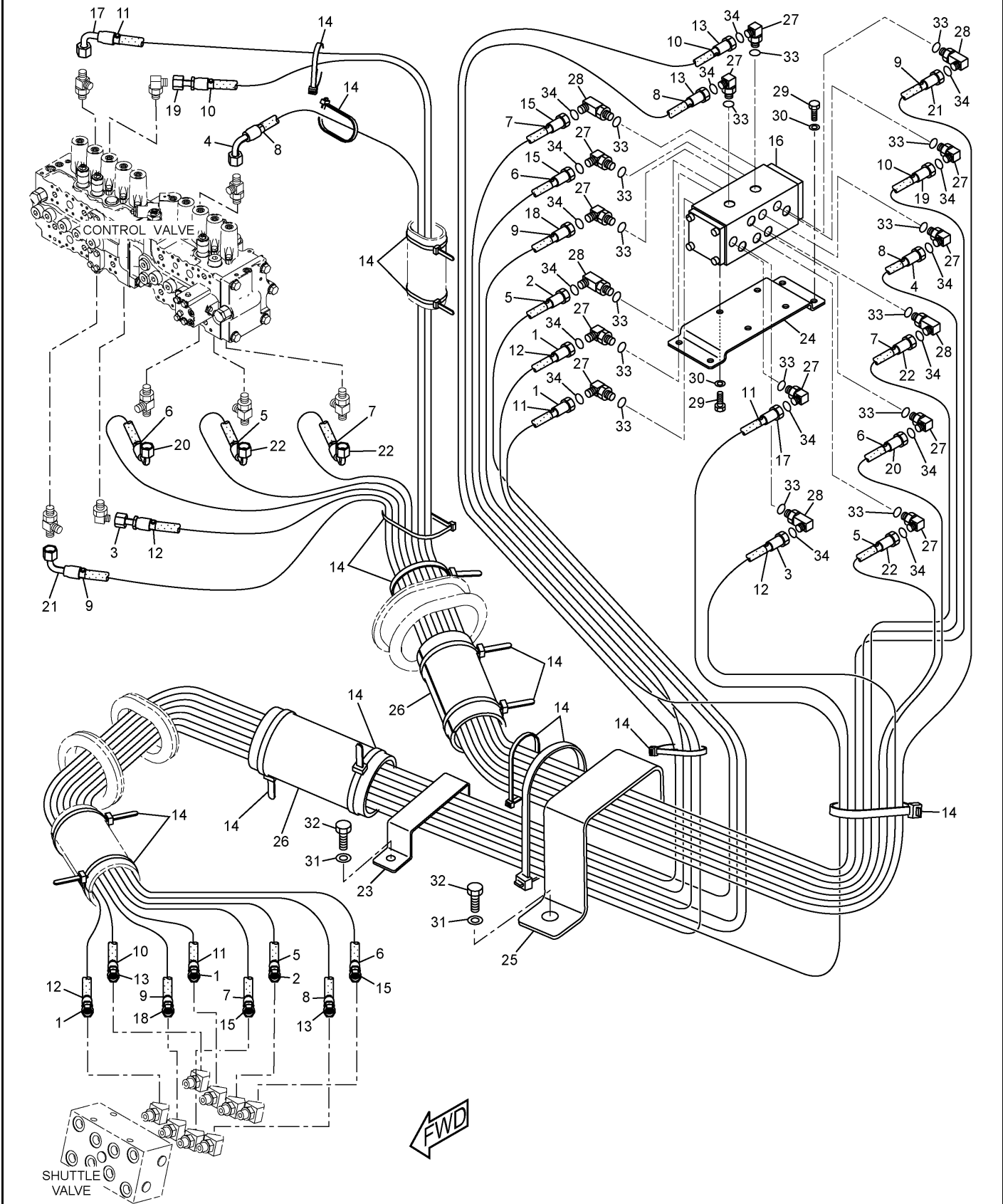


NOTE	No.	PART No.	QTY	PART NAME	NOTE	No.	PART No.	QTY	PART NAME
	1	41-1025	1	HOSE AS (NOM 06, L=300mm)					
	2	41-1704	1	HOSE AS (NOM 06, L=330mm)					
	3	087-4402	2	HOSE AS (NOM 06, L=480mm)					
	4	108-7516	2	FITTING					
	5	085-7356	1	FITTING					
	6	309-5769	2	SWITCH AS (PRESSURE)					
		102-8802	1	RECEPTACLE KIT					
		9X-3401	2	PIN					
	7	6V-8636	2	CONNECTOR					
	8	6V-9001	2	ELBOW					
	9	6V-8724	5	ELBOW					
	10	8T-1905	1	ELBOW					
	11	107-6631	2	CONNECTOR					
	12	3J-1907	15	SEAL-O-RING (ID=11.89mm)					
	13	6V-8397	12	SEAL-O-RING (OD=12.83mm)					

H99594E 03

255-1663 LINES GP-PILOT
 Combined Function/2 Pumps (Medium Pressure)
 Part of 285-1528-Page378
 An Attachment

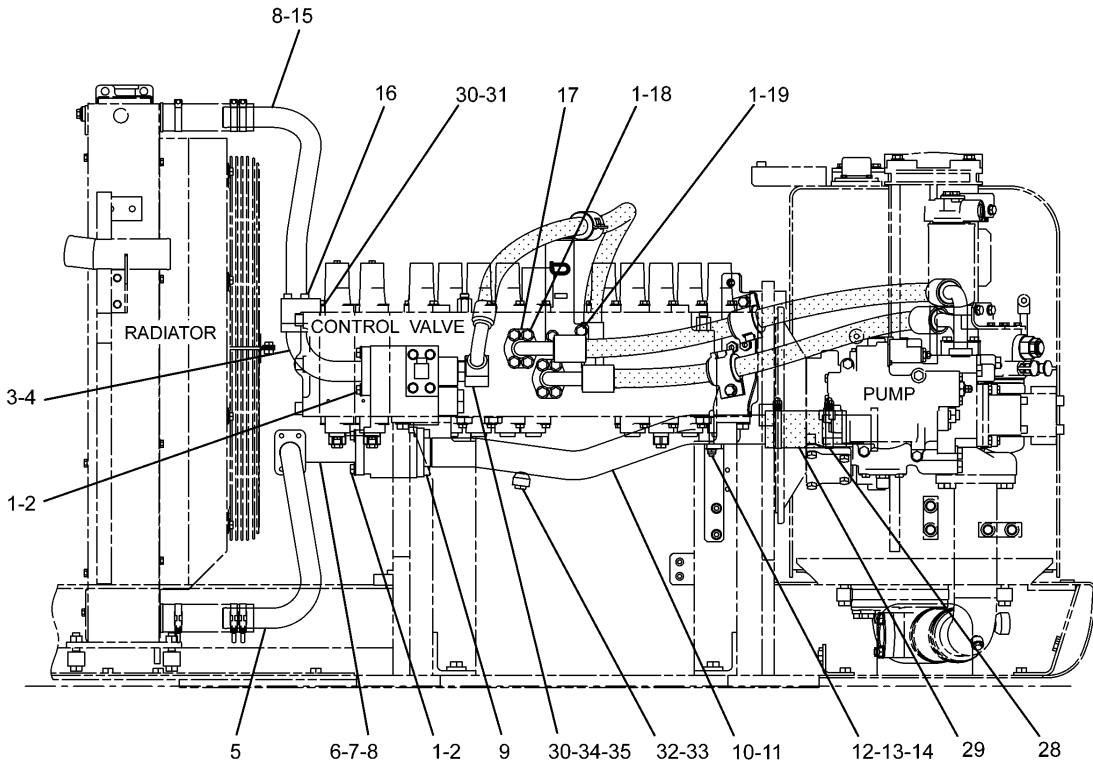
HYDRAULIC SYSTEM



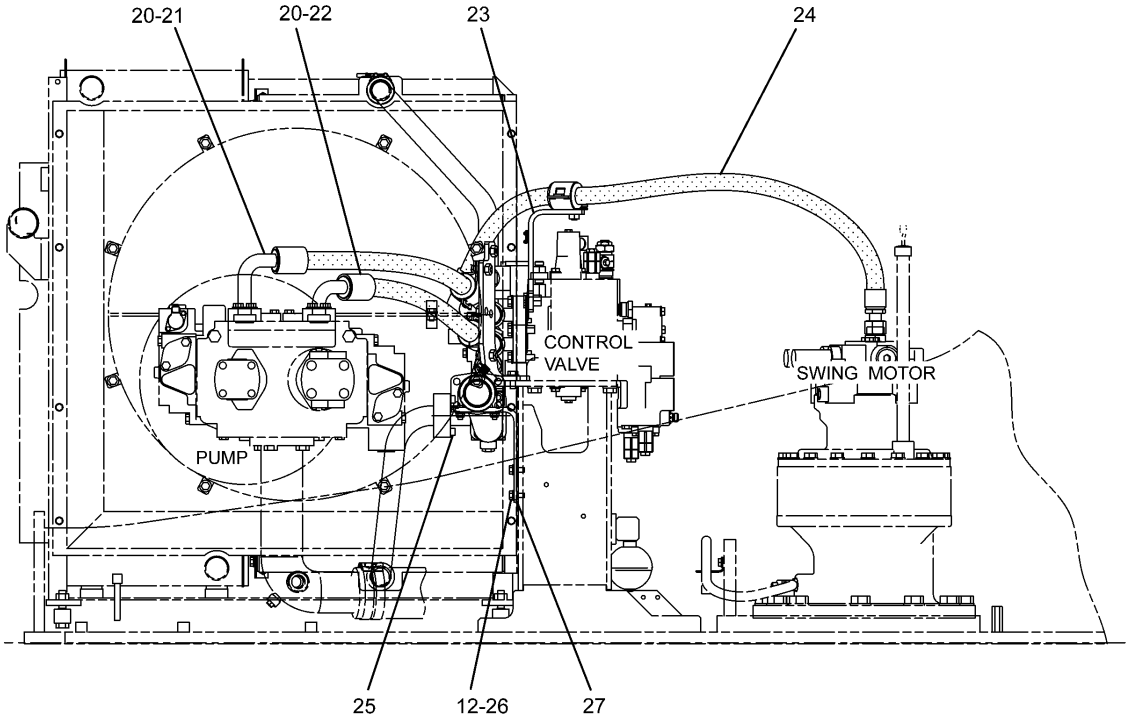
H94592E 00

289-5395 LINES GP-PILOT
 4 Way Valve
 Part of 285-1513-Page379
 085-6455-Page509
 An Attachment

HYDRAULIC SYSTEM



REAR VIEW

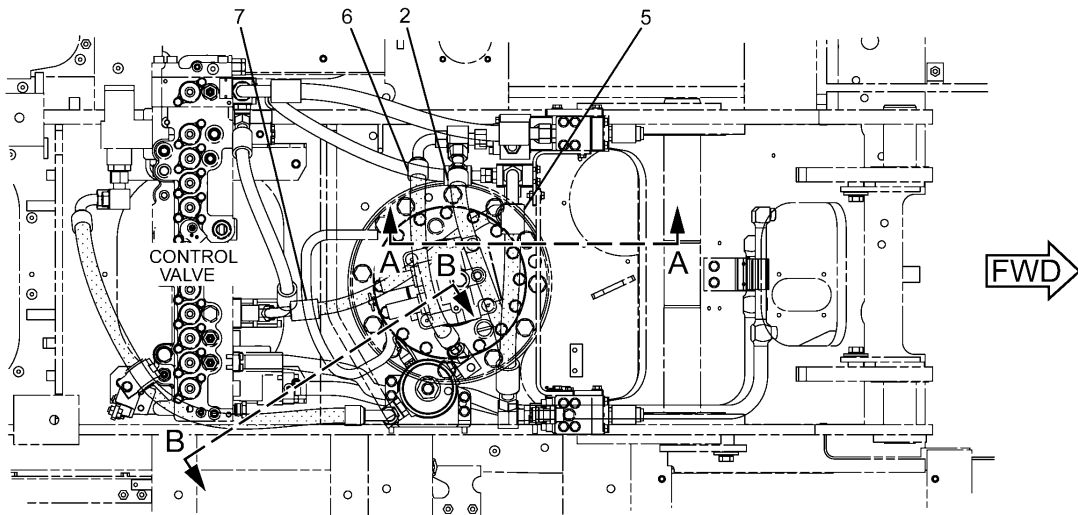


RIGHT SIDE VIEW

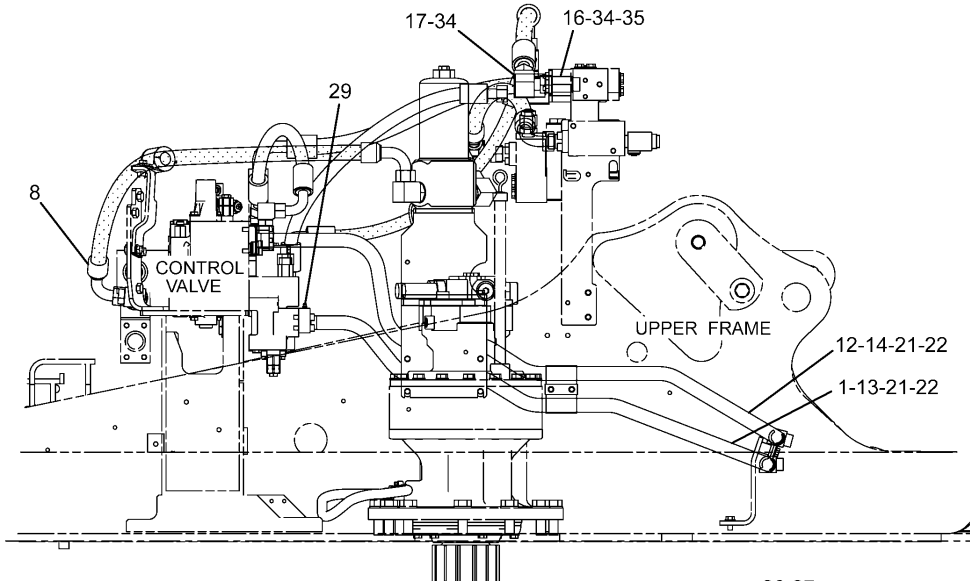
H97269E 04

266-0959 LINES & CONTROL GP-REAR (2/2)

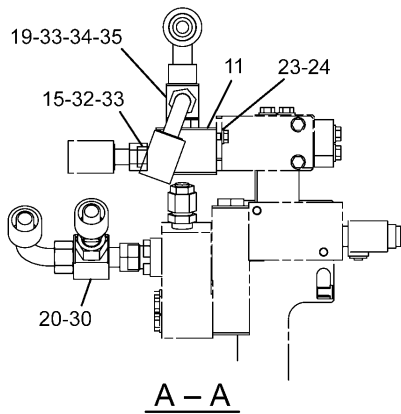
HYDRAULIC SYSTEM



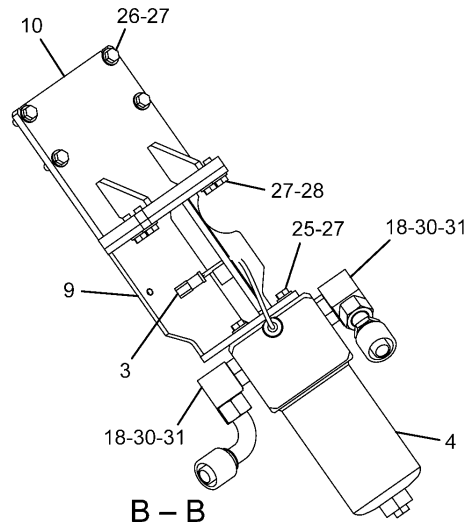
TOP VIEW



RIGHT SIDE VIEW



A - A

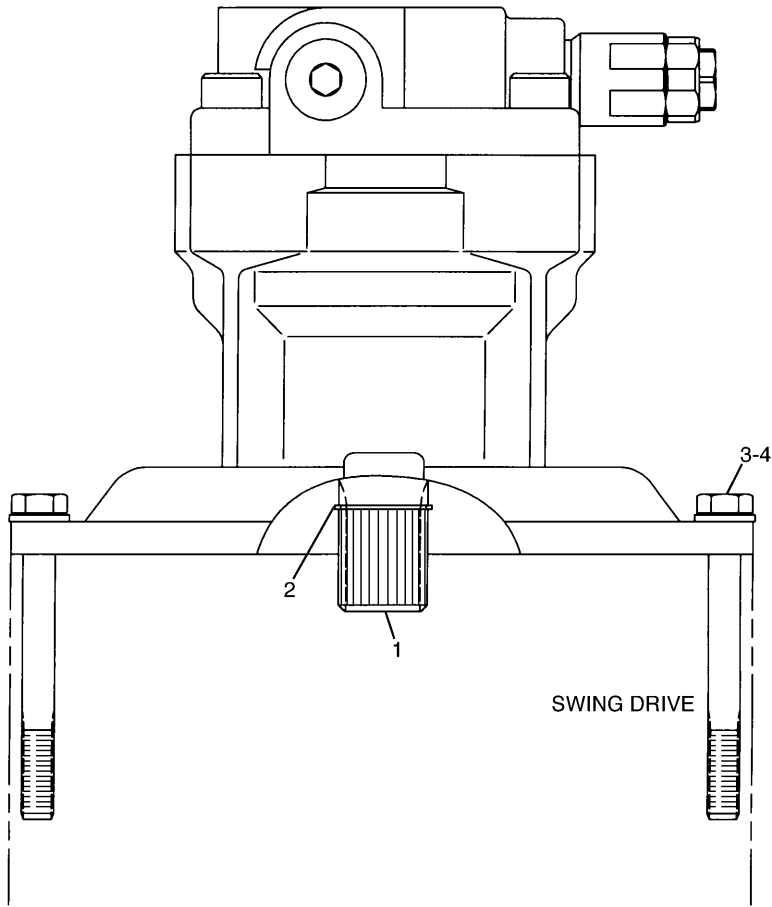


B - B

H97270E 01

289-5394 LINES GP-FRONT
 Hammer Return Filter
 Part of 290-1716-Page381
 An Attachment

HYDRAULIC SYSTEM



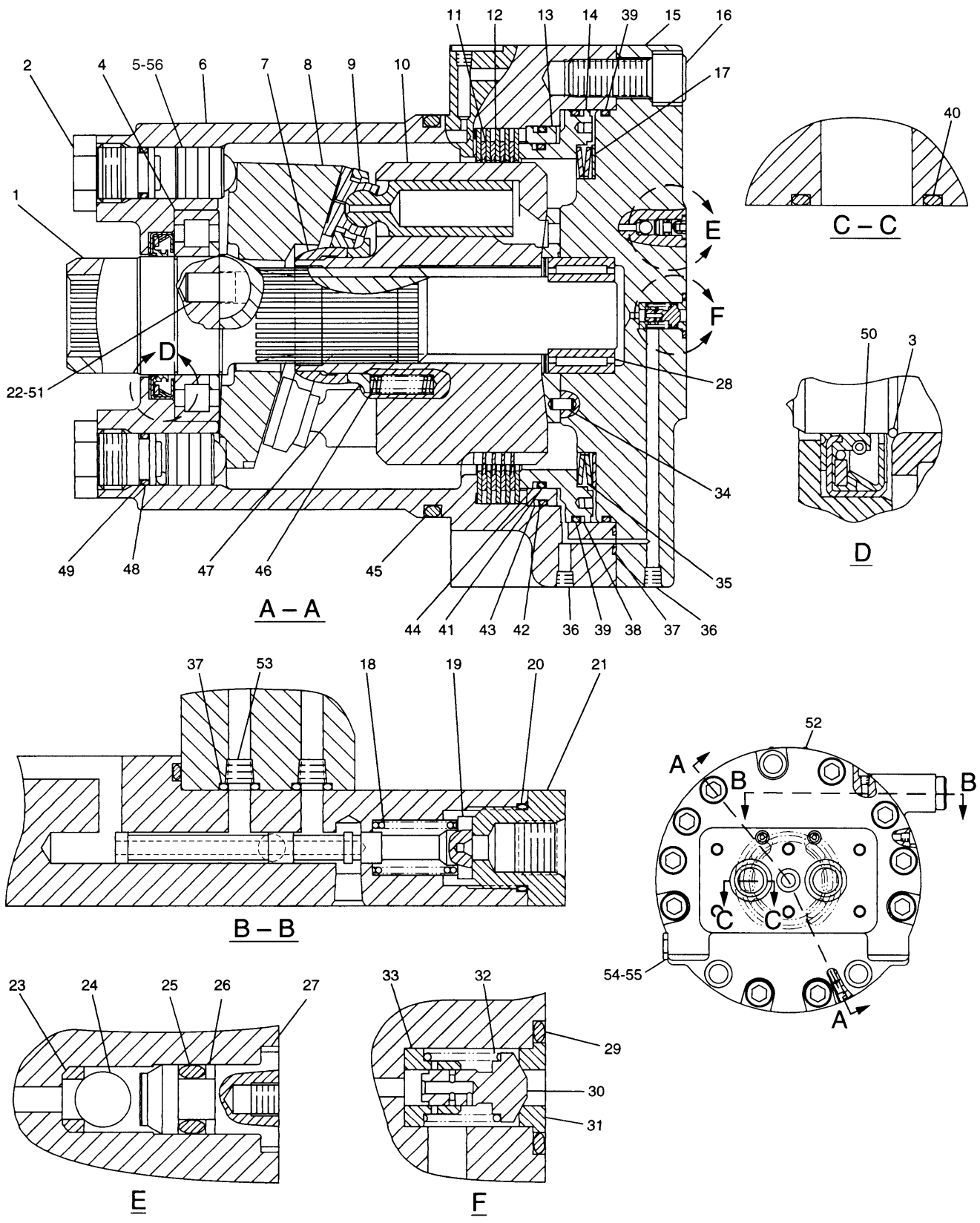
NOTE	No.	PART No.	QTY	PART NAME	NOTE	No.	PART No.	QTY	PART NAME
Y	1	158-8986	1	MOTOR GP					
	2	6V-5200	1	RING					
	3	7X-2558	16	BOLT (L=150mm)					
	4	9X-8257	16	WASHER					

Y-SEE SEPARATE ILLUSTRATION

H67319E 02

158-8985 MOTOR & MTG GP-SWING
 Part of 148-4679-Page437
 158-8986-Page441

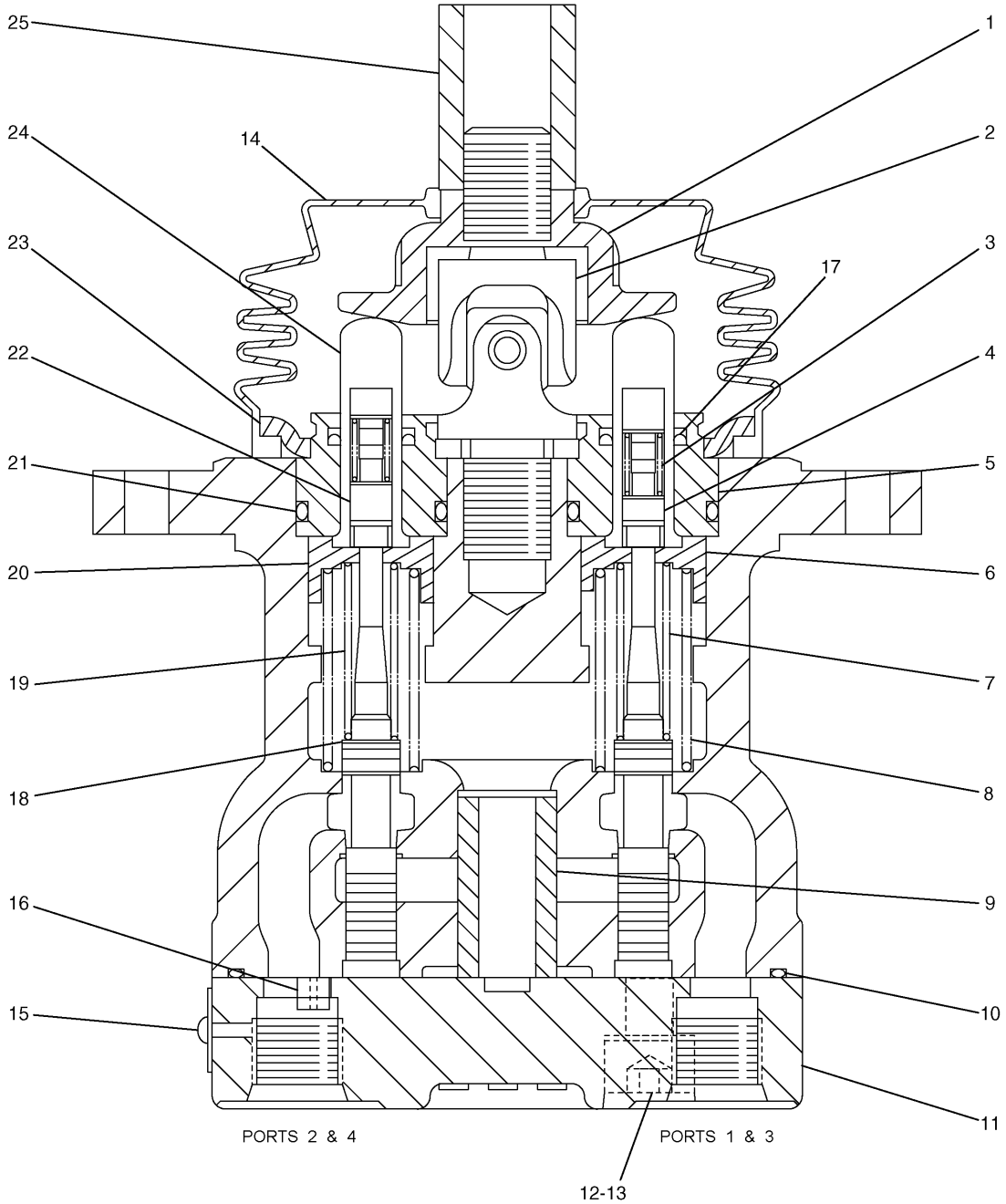
HYDRAULIC SYSTEM



H87076E 01

215-9952 MOTOR GP-TRAVEL

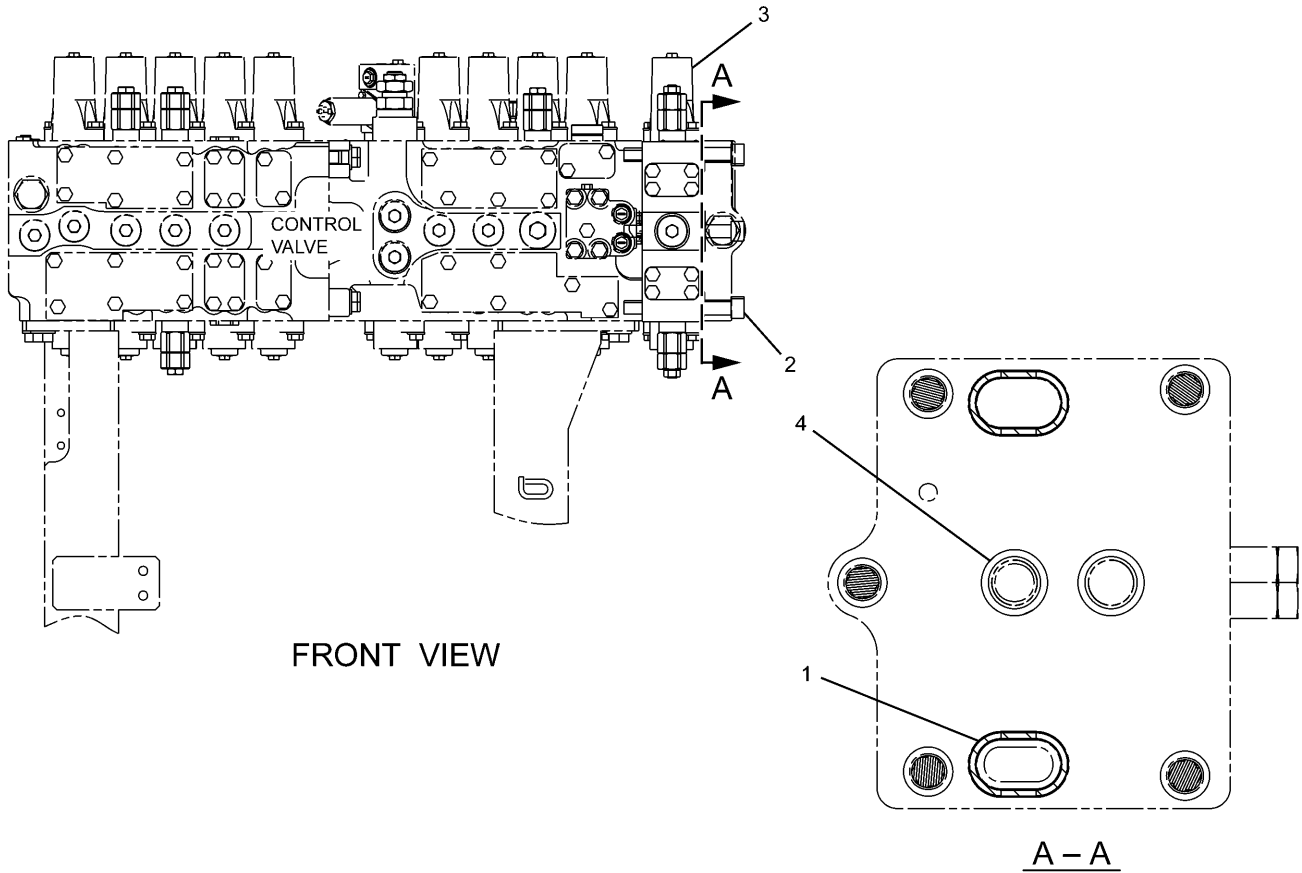
HYDRAULIC SYSTEM



H92602E 00

285-1327 VALVE GP-PILOT
Part of 270-5951-Page456,270-5952-Page457
An Attachment

HYDRAULIC SYSTEM



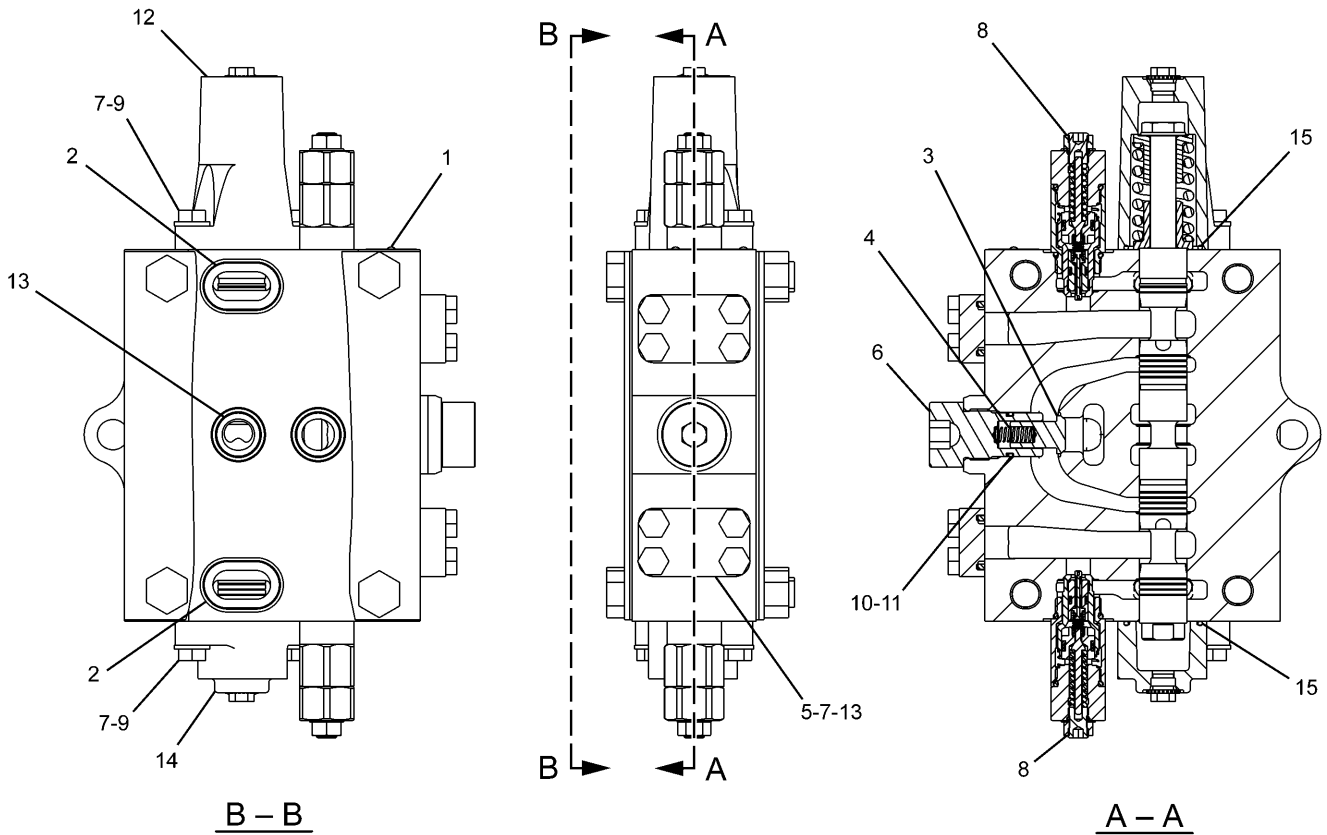
NOTE	No.	PART No.	QTY	PART NAME	NOTE	No.	PART No.	QTY	PART NAME
Y	1	4 J-8998	2	SEAL-O-RING (ID=36.09mm)					
	2	7 I-1026	5	BOLT (L=130mm)					
	3	259-7378	1	VALVE GP					
	4	1 P-3702	2	SEAL					

Y-SEE SEPARATE ILLUSTRATION

H88948E 00

255-5713 VALVE & MOUNTING GP
 Part of 285-1526-Page376,285-1527-Page377
 259-7378-Page480
 An Attachment

HYDRAULIC SYSTEM



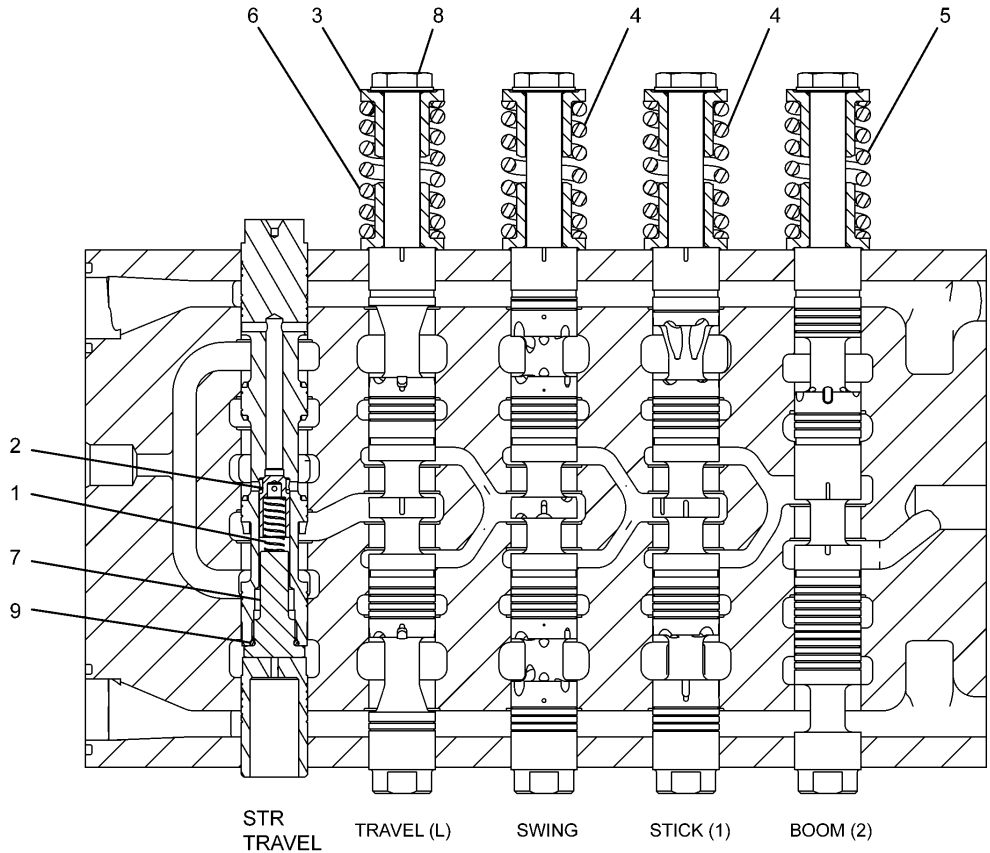
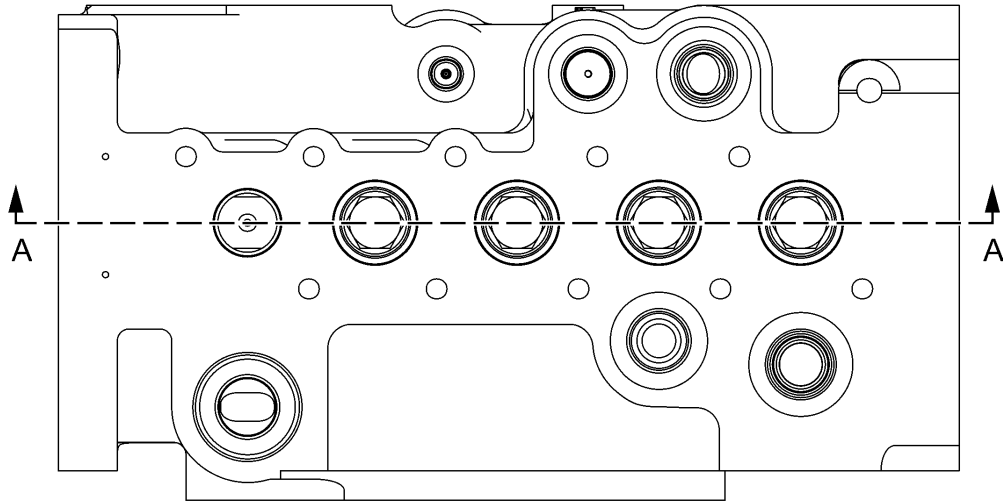
NOTE	No.	PART No.	QTY	PART NAME	NOTE	No.	PART No.	QTY	PART NAME
	1	4B-4158	2	SCREW					
	2	4J-8998	2	SEAL-O-RING (ID=36.09mm)					
	3	6E-5731	1	VALVE					
	4	7I-1248	1	SPRING					
	5	171-0150	2	COVER					
	6	236-6419	1	PLUG					
	7	8T-4195	12	BOLT (L=30mm)					
Y	8	255-5661	2	VALVE GP					
	9	8T-4121	4	WASHER					
	10	095-1590	1	SEAL-O-RING (ID=21.80mm)					
	11	095-1787	1	RING					
	12	158-8159	1	HOUSING					
	13	1P-3702	4	SEAL					
	14	6E-2274	1	COVER					
	15	6V-5597	2	SEAL-O-RING (ID=40.94mm)					

Y-SEE SEPARATE ILLUSTRATION

H91381E 01

259-7378 VALVE GP-CONTROL
 Part of 255-5713-Page470,255-5716-Page471
 255-5661-Page482
 An Attachment

HYDRAULIC SYSTEM

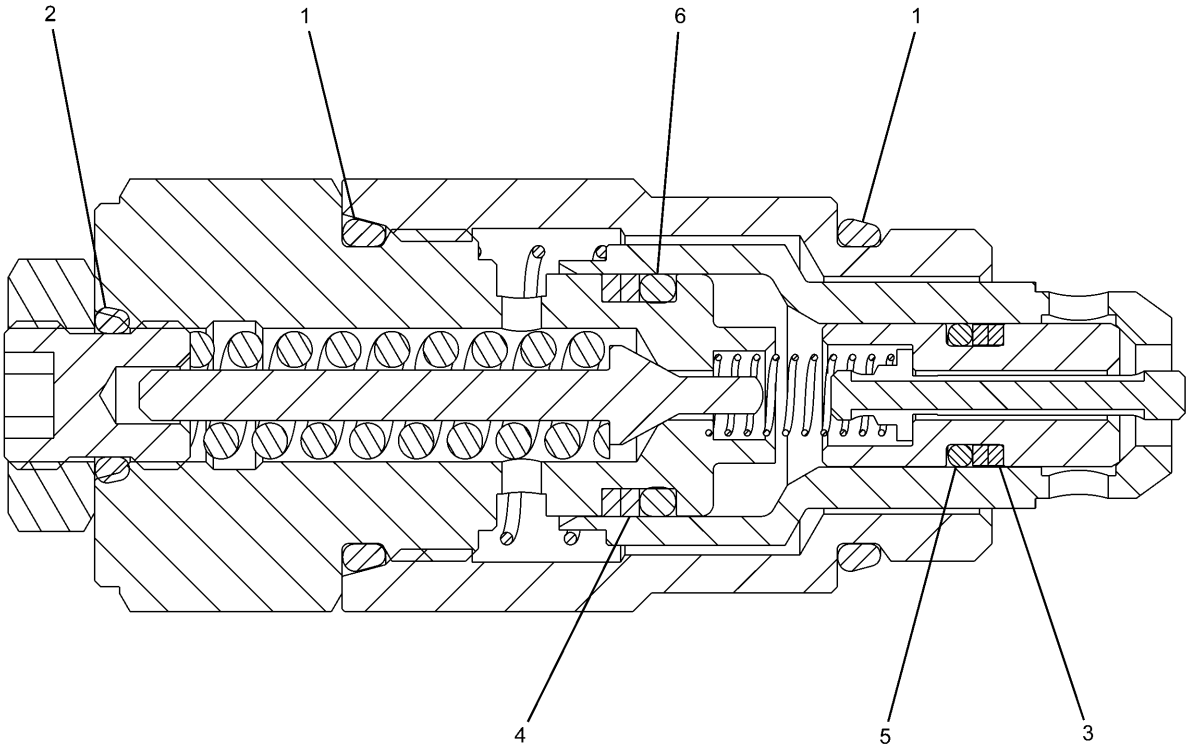


A - A

H89814E 01

259-7632 VALVE GP-CONTROL
 Part of 259-7466-Page487

HYDRAULIC SYSTEM

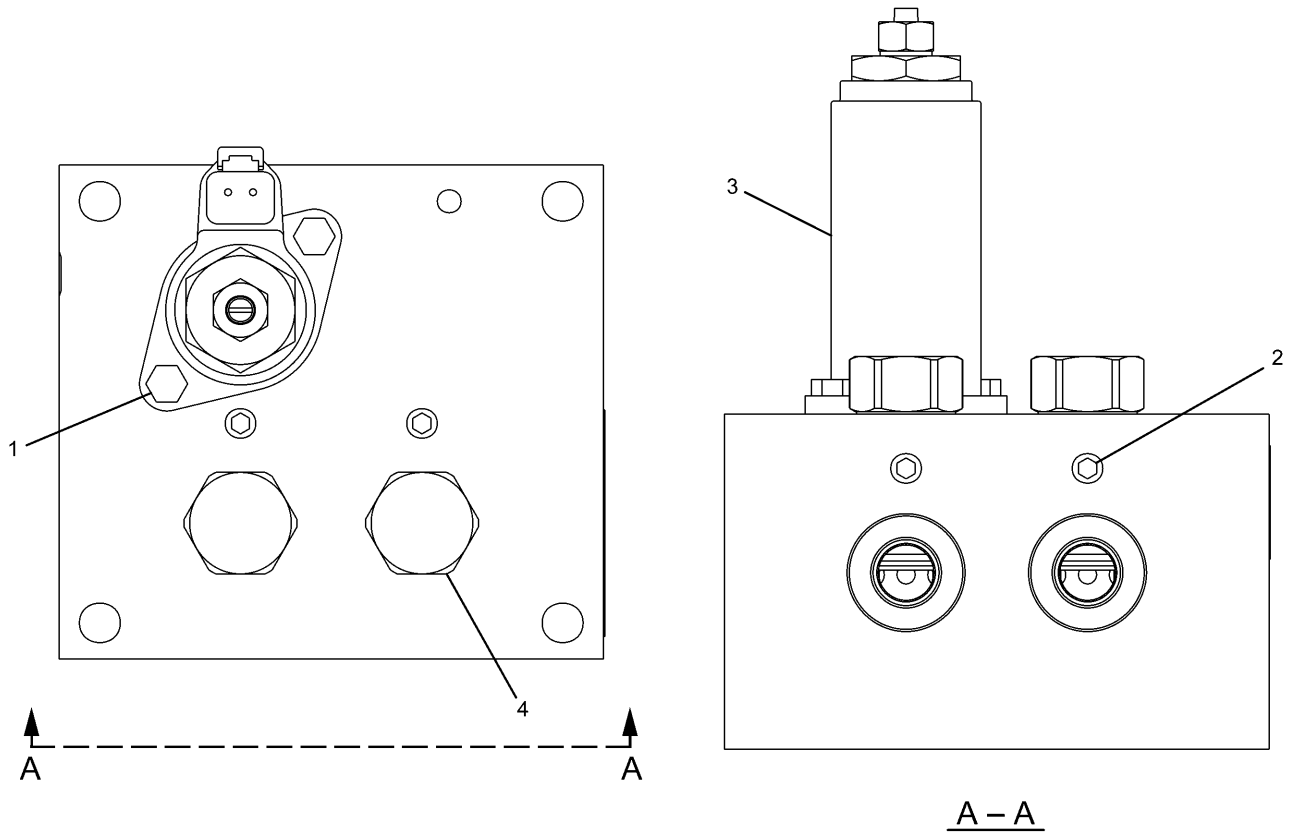


NOTE	No.	PART No.	QTY	PART NAME	NOTE	No.	PART No.	QTY	PART NAME
	1	3D-2824	2	SEAL-O-RING (ID=23.47mm)					
	2	095-1578	1	SEAL-O-RING (ID=9.80mm)					
	3	103-8252	2	RING					
	4	103-8253	2	RING					
	5	103-8254	1	SEAL-O-RING (ID=7.80mm)					
	6	103-8255	1	SEAL-O-RING (ID=14.80mm)					

H88905E 01

201-9353 VALVE GP-PILOT RELIEF
 Part of 201-9352-Page498
 An Attachment

HYDRAULIC SYSTEM



NOTE	No.	PART No.	QTY	PART NAME	NOTE	No.	PART No.	QTY	PART NAME
Y	1	8 T-0288	2	BOLT (L=12mm)					
	2	7 I-8084	6	PLUG					
	3	111-9916	1	VALVE GP					
	4	171-0198	2	VALVE GP					
		185-0407	1	SEAL KIT					

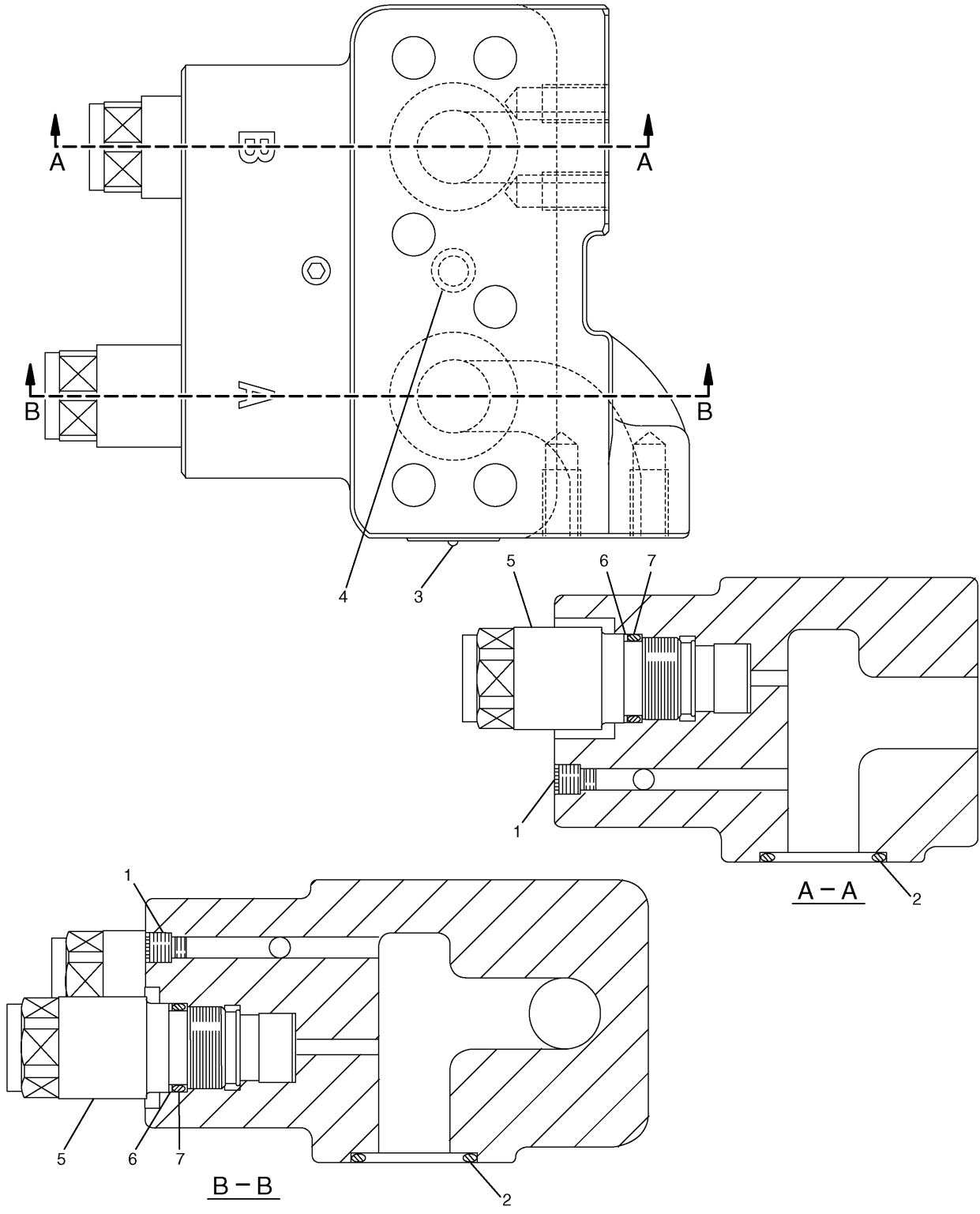
Y-SEE SEPARATE ILLUSTRATION

H91450E 02

171-0188 VALVE GP-CONTROL

Part of 289-5385-Page393,289-5387-Page395,289-5389-Page399,289-5391-Page403,289-5403-Page407
111-9916-Page511
An Attachment

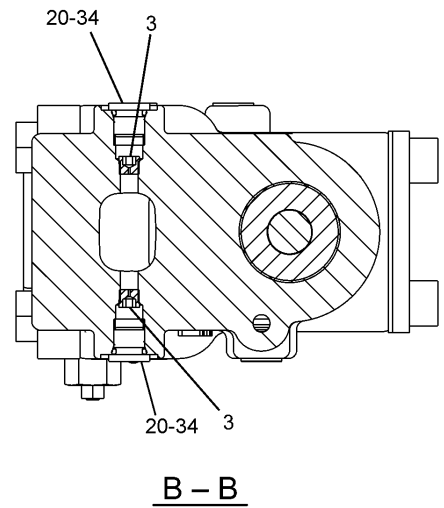
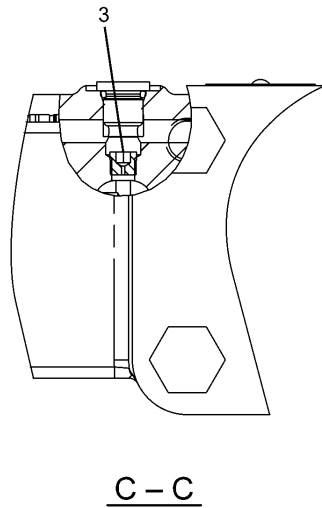
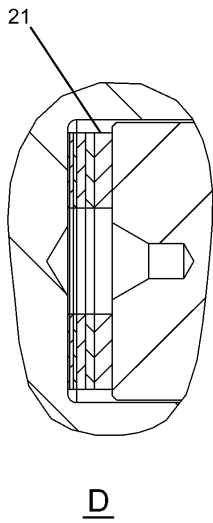
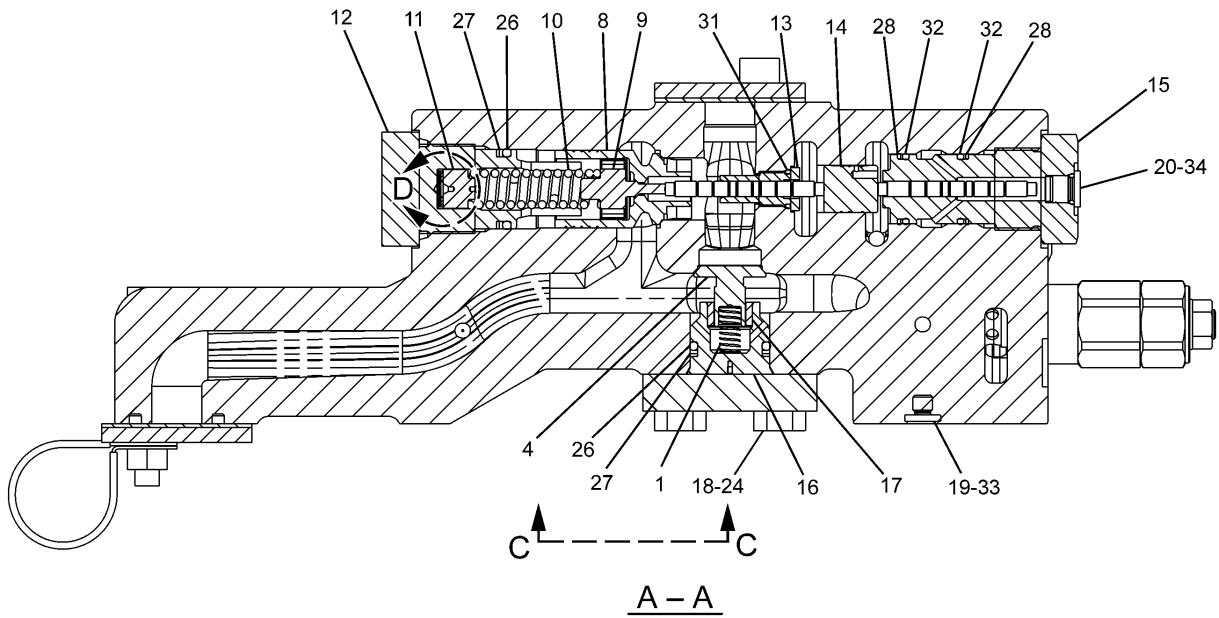
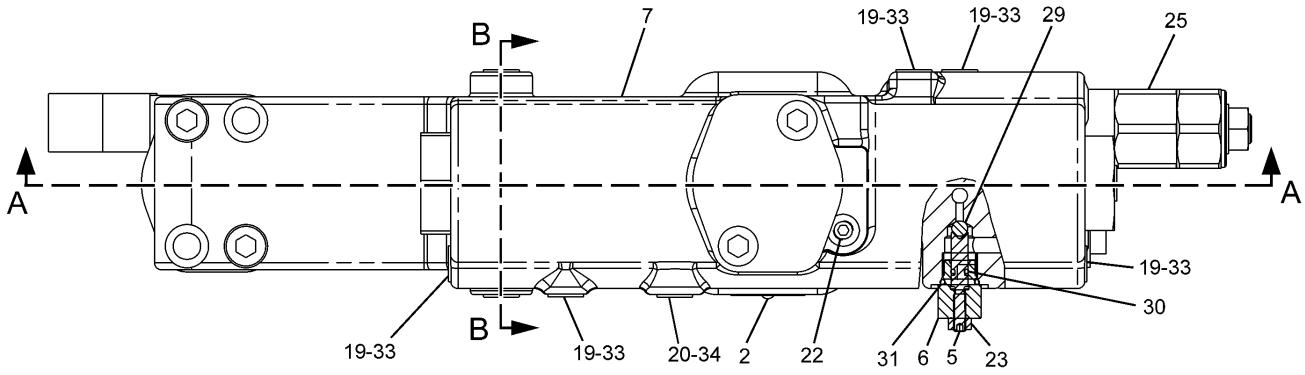
HYDRAULIC SYSTEM



H67322E 01

158-9085 VALVE GP-CUSHION CROSSOVER RLF
Part of 302-2923-Page413

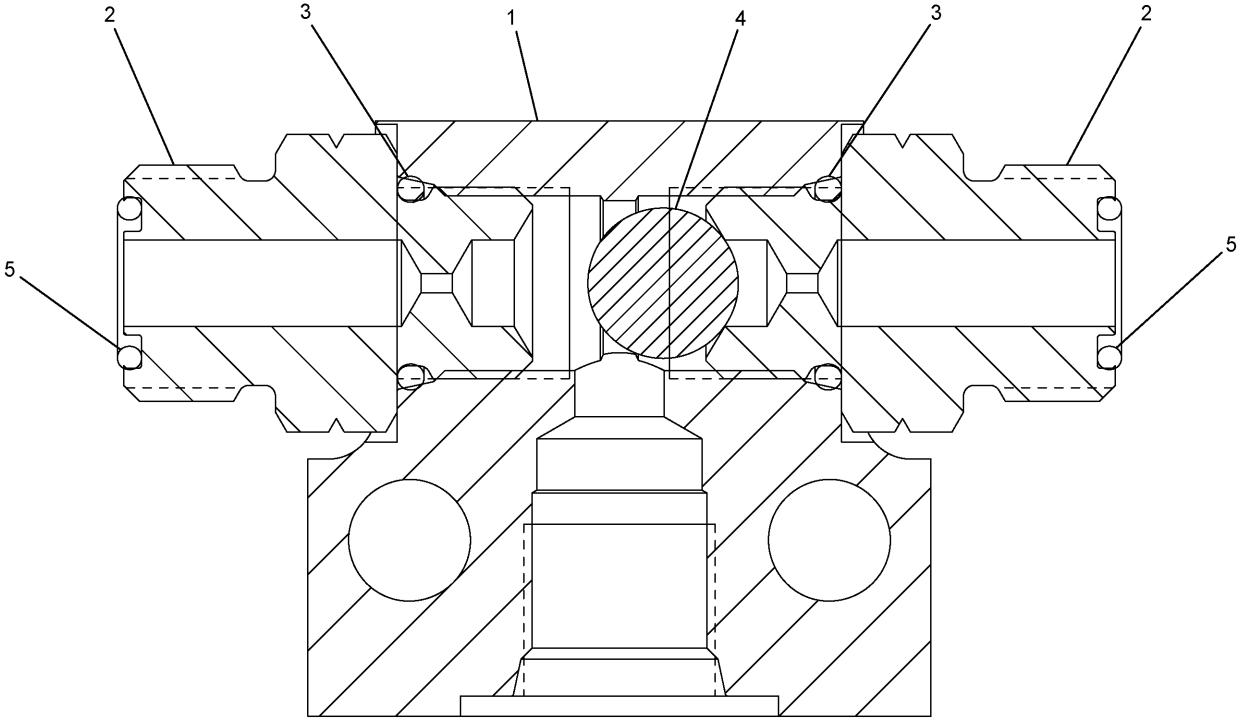
HYDRAULIC SYSTEM



HA0914E 04

225-4785 VALVE GP-CHECK & RELIEF
 BOOM LOWERING CONTROL
 Part of 286-6495-Page335
 255-5662-Page508
 An Attachment

HYDRAULIC SYSTEM

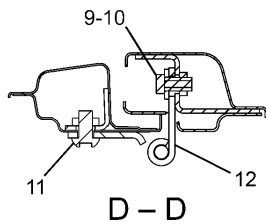
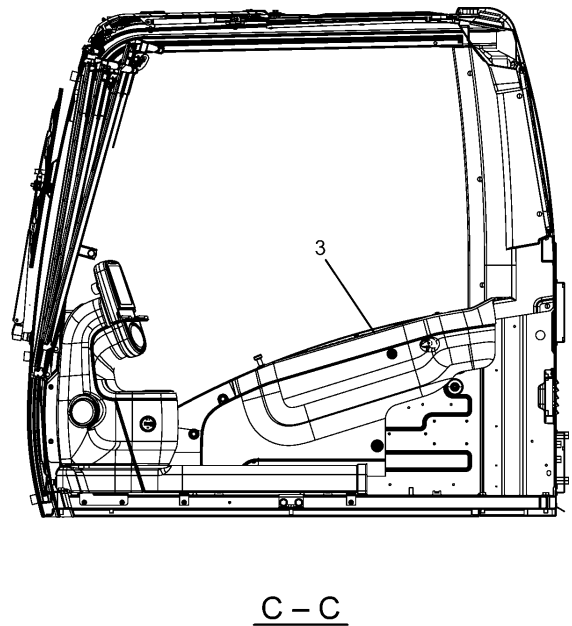
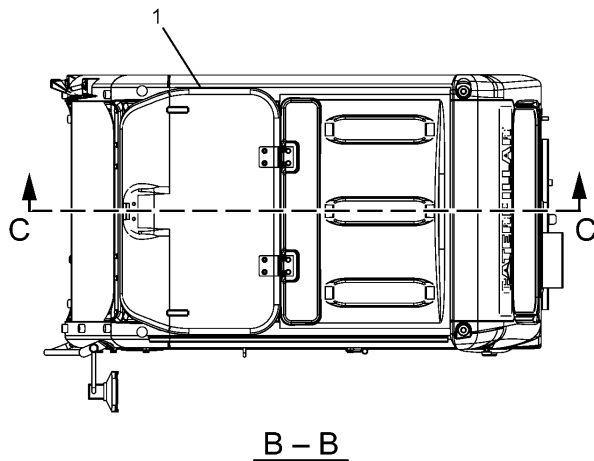
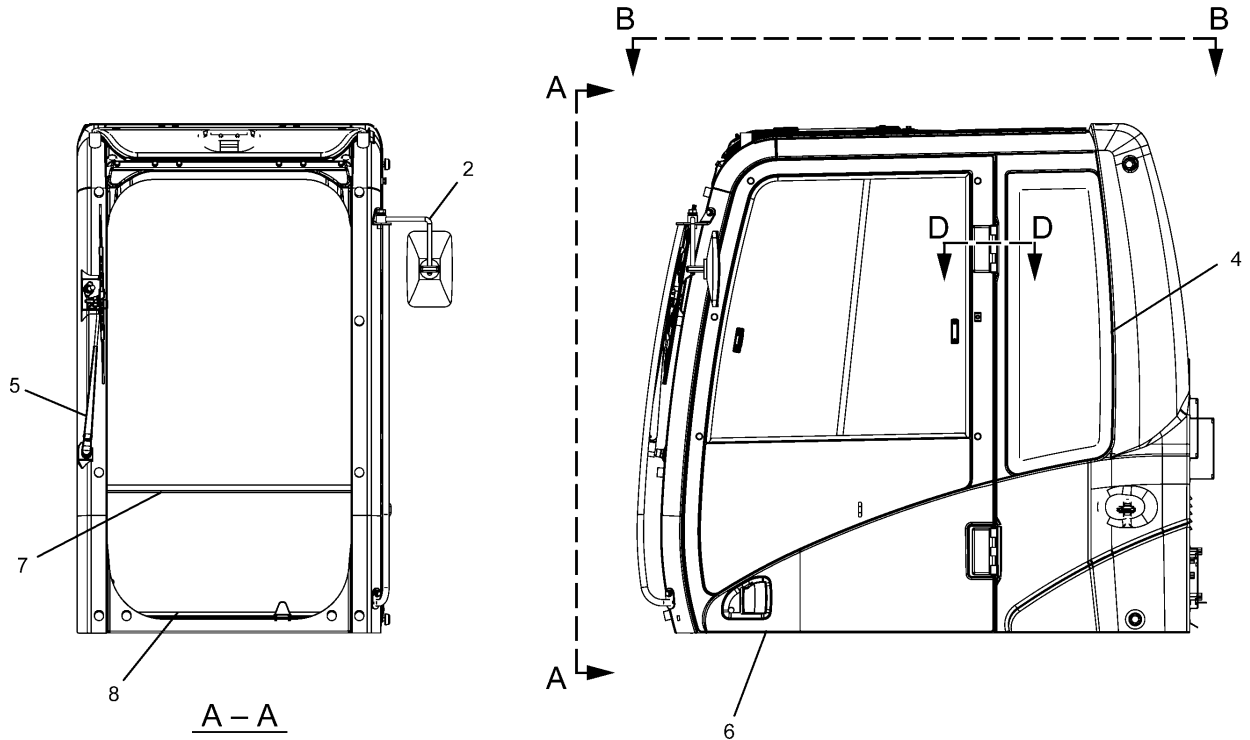


NOTE	No.	PART No.	QTY	PART NAME	NOTE	No.	PART No.	QTY	PART NAME
	1	123-2431	1	BODY					
	2	259-7733	2	CONNECTOR					
	3	3J-1907	2	SEAL-O-RING (ID=11.89mm)					
	4	4B-9783	1	BALL					
	5	6V-8397	2	SEAL-O-RING (OD=12.83mm)					

H93709E 00

285-1534 VALVE GP-SHUTTLE
Part of 289-5384-Page387

OPERATOR STATION



H93554E 03

229-9109 CAB GP (BASIC)

Metal Roof Hatch

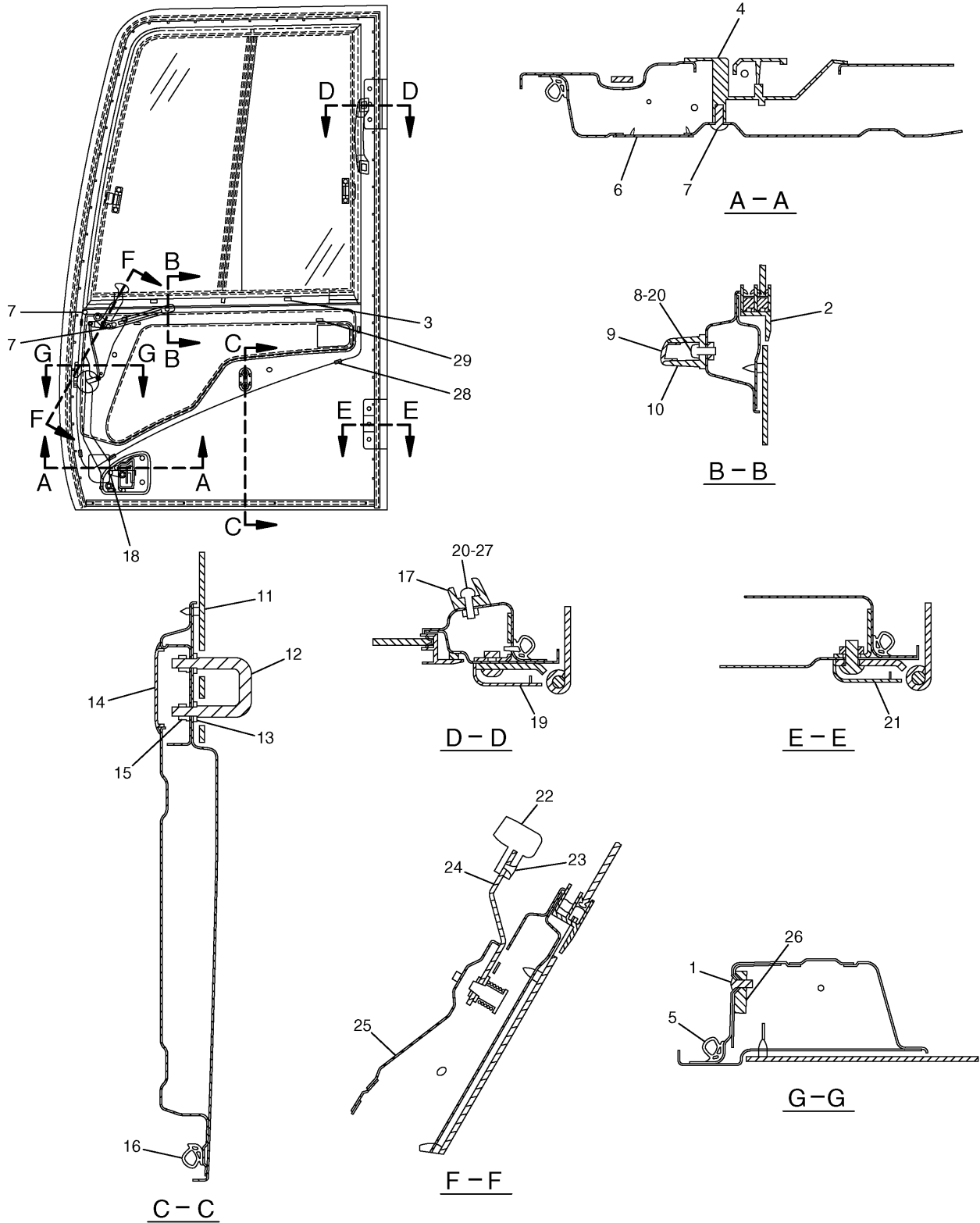
Part of 229-9108-Page545

235-8917-Page552, 235-8910-Page554, 139-7100-Page558, 139-7101-Page562, 176-1958-Page564, 235-8909-Page565

,259-7350-Page570, 234-6594-Page571

An Attachment

OPERATOR STATION



H93559E 06

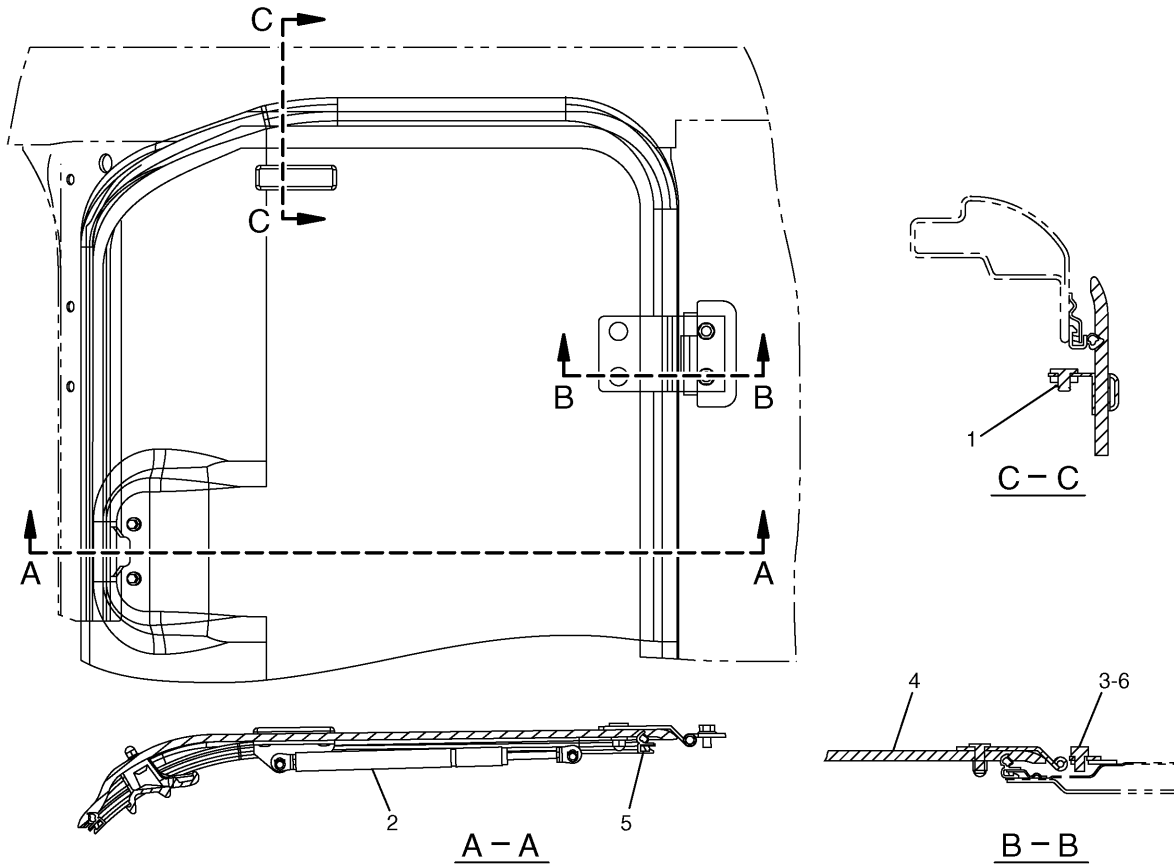
139-7100 DOOR GP-CAB

Part of 229-9097-Page547, 229-9109-Page549, 189-2768-Page560

151-6792-Page561

An Attachment

OPERATOR STATION



NOTE	No.	PART No.	QTY	PART NAME	NOTE	No.	PART No.	QTY	PART NAME
Y	1	2Y-5685	4	RING					
	2	099-3506	2	SPRING AS					
	3	8T-4200	4	BOLT (L=16mm)					
	4	189-2849	1	HATCH AS					
	5	189-2847	1	SEAL					
	6	8T-4224	4	WASHER					

Y-SEE SEPARATE ILLUSTRATION

H71324E 03

139-7099 HATCH GP
 Part of 229-9097-Page547
 189-2849-Page569
 An Attachment

OPERATOR STATION

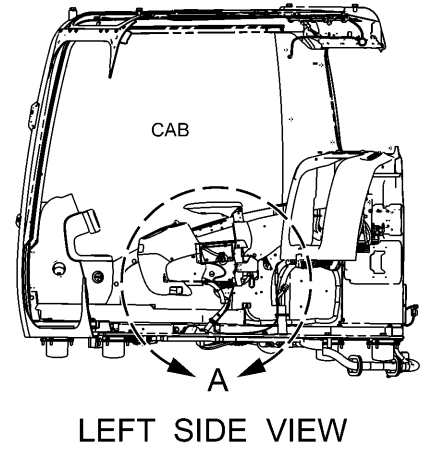
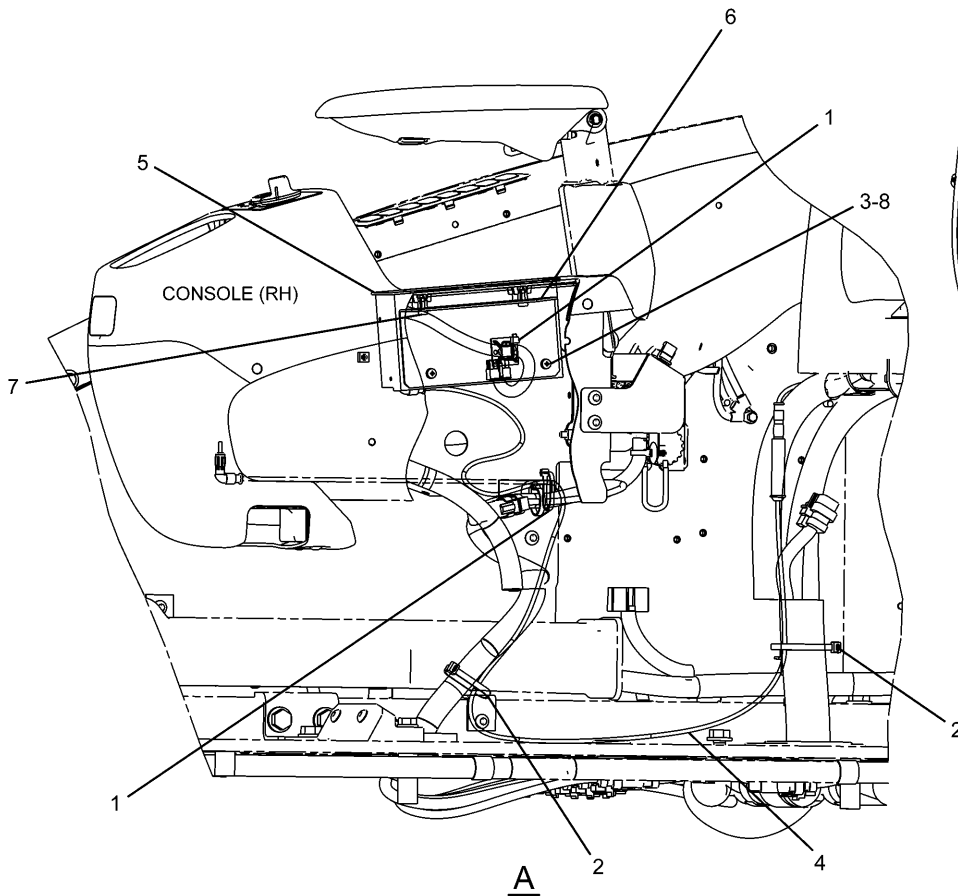
Consists of :

			Page
1	229-9087	WIPER & WASHER GP-WINDOW.....	580
1	229-9088	WASHER GP-WINDOW	582
1	238-2208	WIRING GP-LOWER WIPER	151

H87747E 01

229-9086 WIPER AR-WINDOW
Lower/Skylight Hatch Cab
An Attachment

OPERATOR STATION

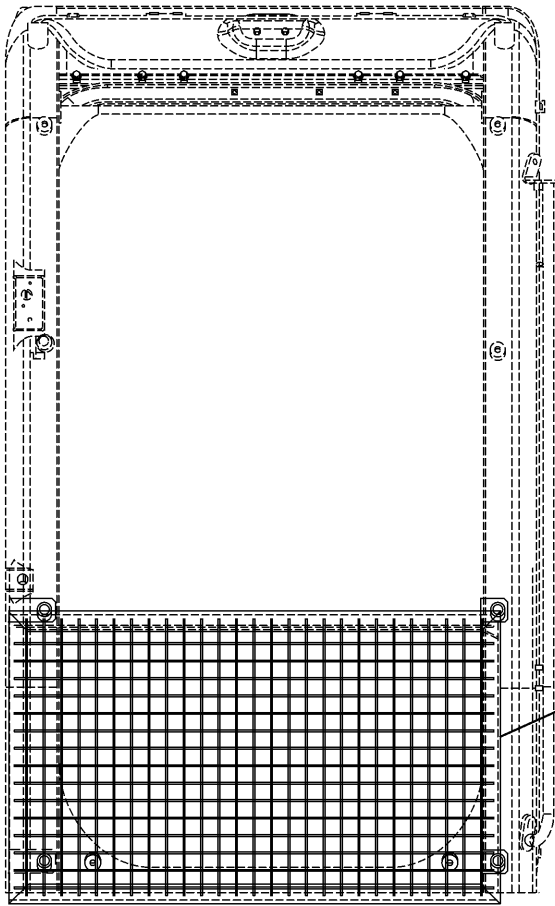


NOTE	No.	PART No.	QTY	PART NAME	NOTE	No.	PART No.	QTY	PART NAME
	1	3S-2093	2	STRAP					
	2	7K-1181	2	STRAP					
	3	095-0736	2	SCREW					
	4	238-2260	1	CABLE					
	5	251-0541	1	RADIO					
	6	259-4914	1	BRACKET AS					
	7	119-5026	2	SCREW					
	8	8T-0328	2	WASHER					

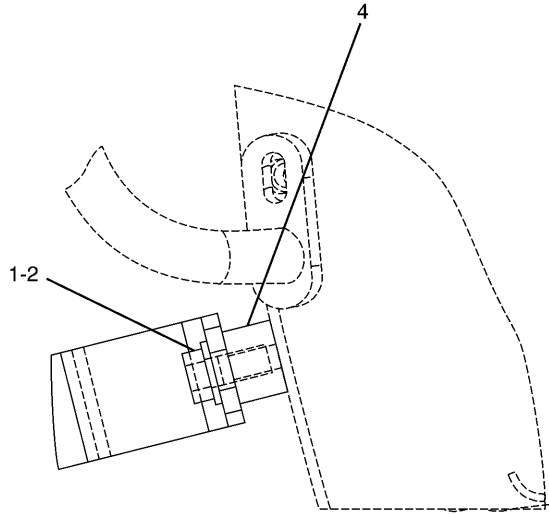
H91220E 01

251-0540 RADIO GP-AM
An Attachment

OPERATOR STATION



FRONT VIEW



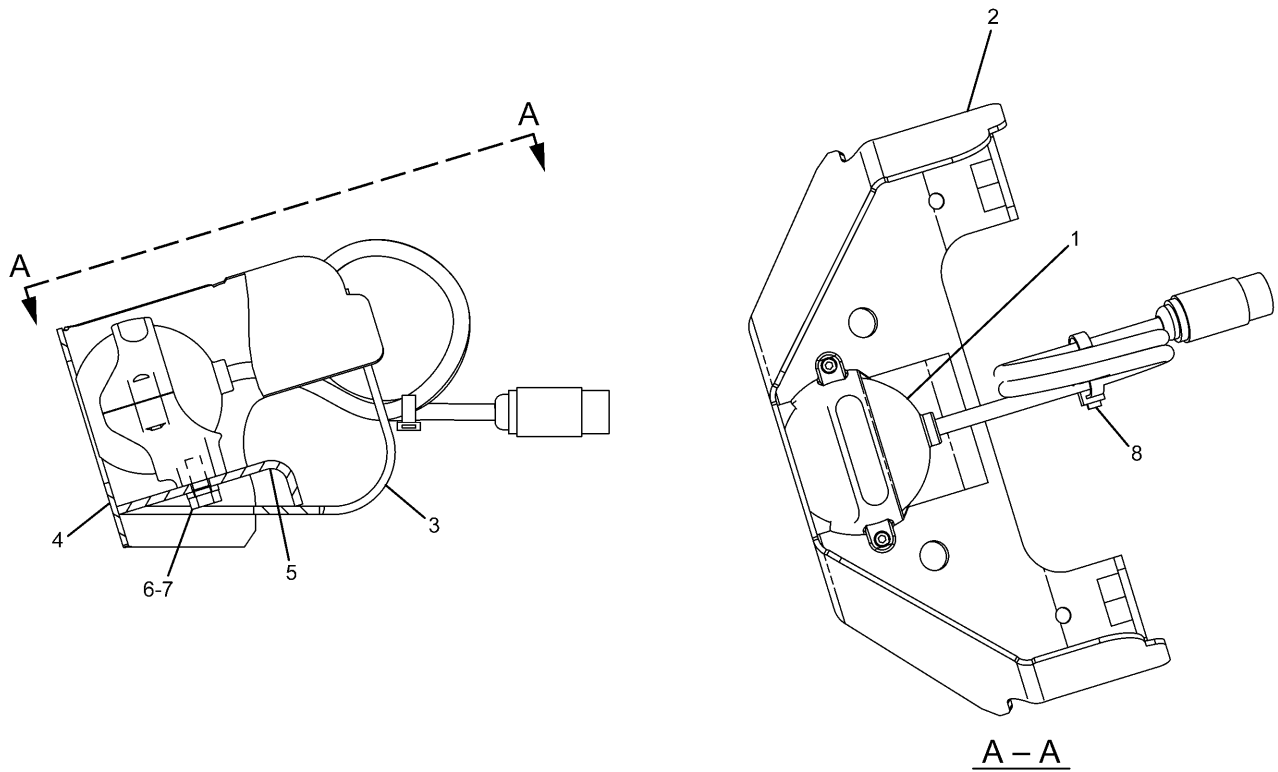
A - A

NOTE	No.	PART No.	QTY	PART NAME	NOTE	No.	PART No.	QTY	PART NAME
	1	8 T - 4 1 9 2	4	BOLT (L=25mm)					
	2	8 T - 4 2 2 3	4	WASHER					
	3	1 6 7 - 7 0 5 5	1	FRAME AS					
	4	4 1 - 6 6 0 2	4	BOSS					

H74610E 02

164-0535 GUARD GP-FRONT WINDOW
An Attachment

OPERATOR STATION

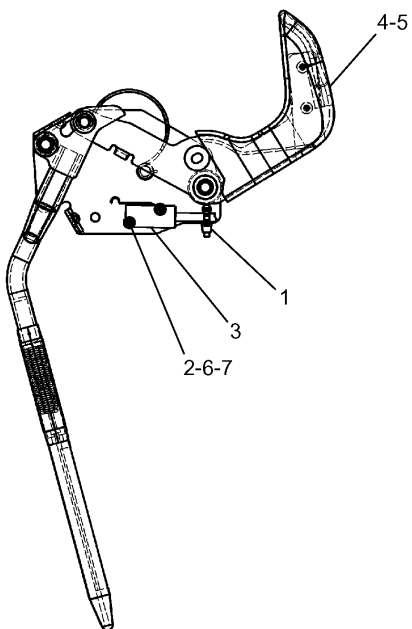


NOTE	No.	PART No.	QTY	PART NAME	NOTE	No.	PART No.	QTY	PART NAME
	1	286-4271	1	CAMERA GP					
		251-4162	1	CAMERA KIT					
	2	320-5392	1	BRACKET AS					
	3	320-5393	1	SHEET					
	4	320-5394	1	SHEET					
	5	320-5395	1	SHEET					
	6	8T-4970	2	BOLT (L=14mm)					
	7	9X-8256	2	WASHER					
	8	096-0061	1	STRAP					

HA0798E 03

313-7833 BRACKET GP-MTG
 Part of 327-3329-Page601.06
 An Attachment

OPERATOR STATION



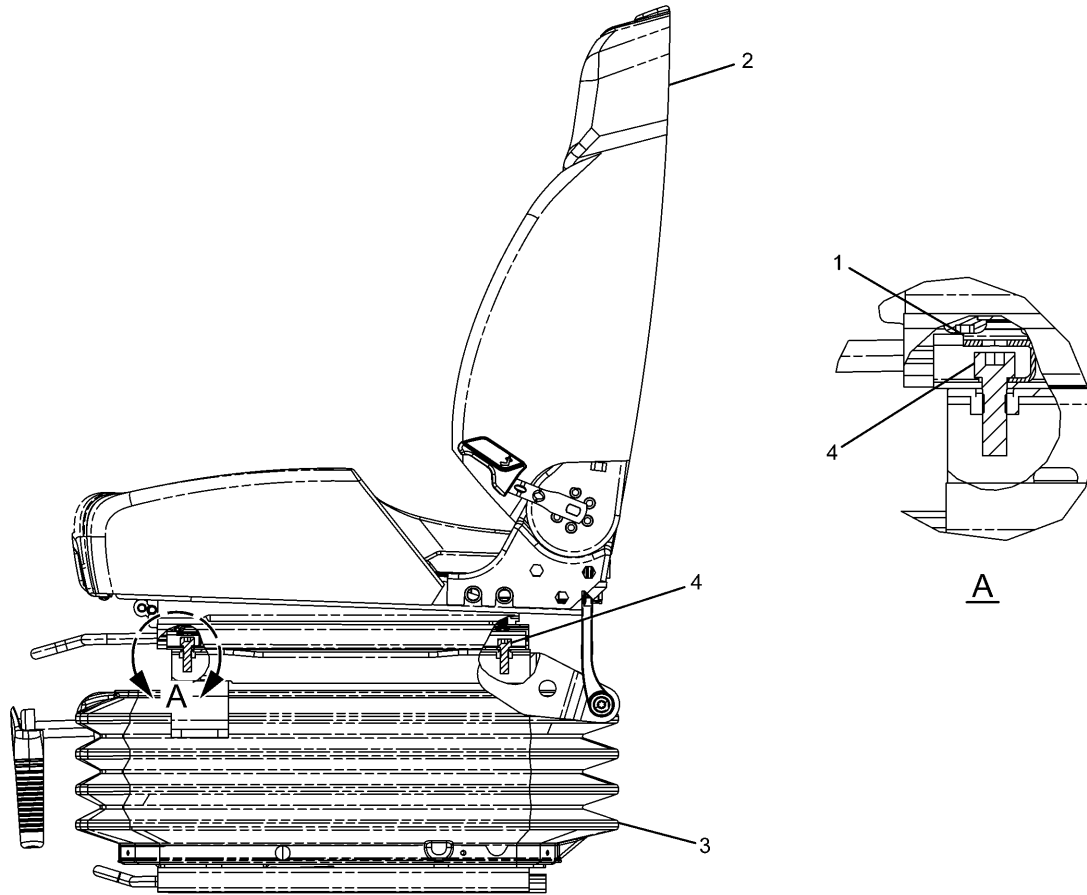
NOTE	No.	PART No.	QTY	PART NAME
	1	3S-2093	1	STRAP
	2	41-3038	2	WASHER
Y	3	111-4799	1	SWITCH AS
	4	185-8286	2	SCREW
	5	234-6615	1	KNOB
	6	087-4683	2	LOCKWASHER
	7	120-9027	2	SCREW

Y-SEE SEPARATE ILLUSTRATION

H93582E 05

234-6613 LEVER AS
 Part of 259-7349-Page609
 111-4799-Page219

OPERATOR STATION



LEFT SIDE VIEW

NOTE	No.	PART No.	QTY	PART NAME	NOTE	No.	PART No.	QTY	PART NAME
	1	316-8987	2	BRACKET					
Y	2	327-6511	1	SEAT GP					
Y	3	327-6517	1	SUPPORT GP					
	4	5A-3604	4	BOLT (L=25mm)					

Y-SEE SEPARATE ILLUSTRATION

HA1504E 00

327-6505 SEAT GP

KAB K1

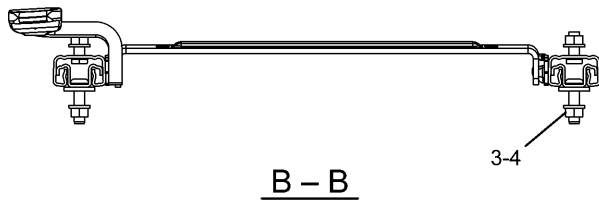
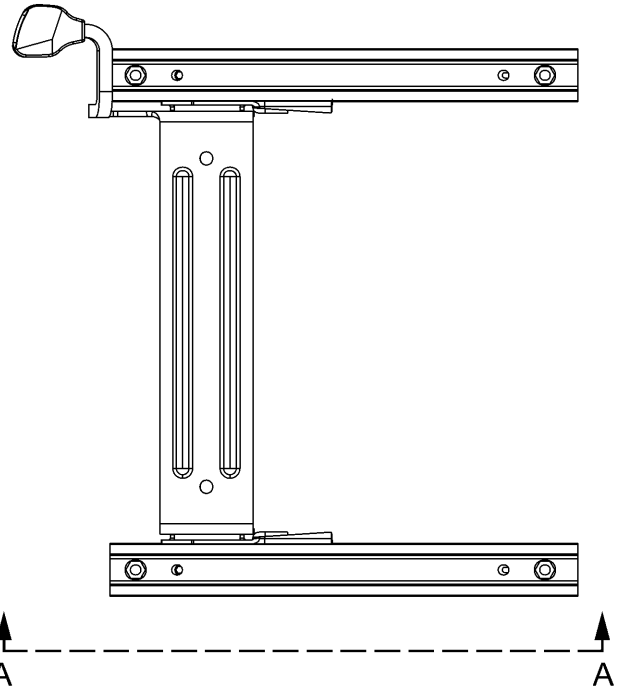
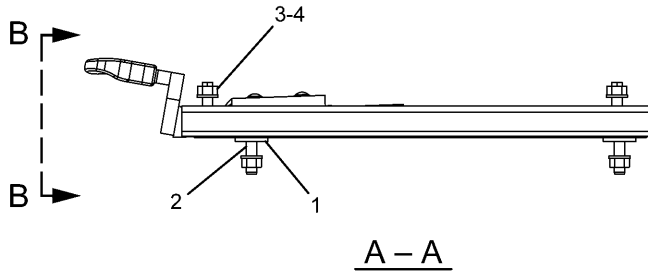
S/N KAF (T09.01)-Up

Part of 327-6499-Page616.01

327-6511-Page618.01,327-6517-Page621.01

An Attachment

OPERATOR STATION



NOTE	No.	PART No.	QTY	PART NAME	NOTE	No.	PART No.	QTY	PART NAME
	1	245-7897	4	PLATE					
	2	245-7899	4	SCREW					
	3	5C-7261	8	NUT					
	4	8T-4224	8	WASHER					

H88074E 00

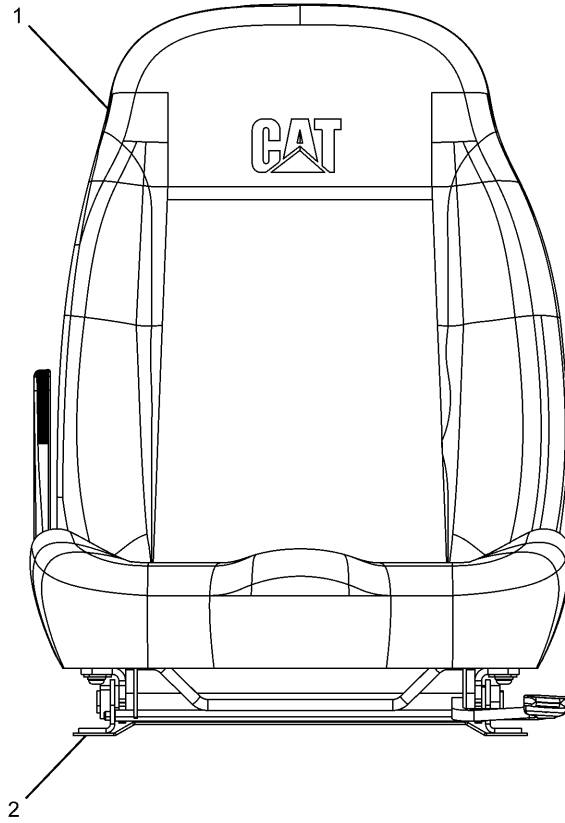
245-7889 ADJUSTER KIT-UPPER SLIDE

S/N KAF 1-(T08.12)

Part of 229-9095-Page621,229-9077-Page632,240-5063-Page638

An Attachment

OPERATOR STATION



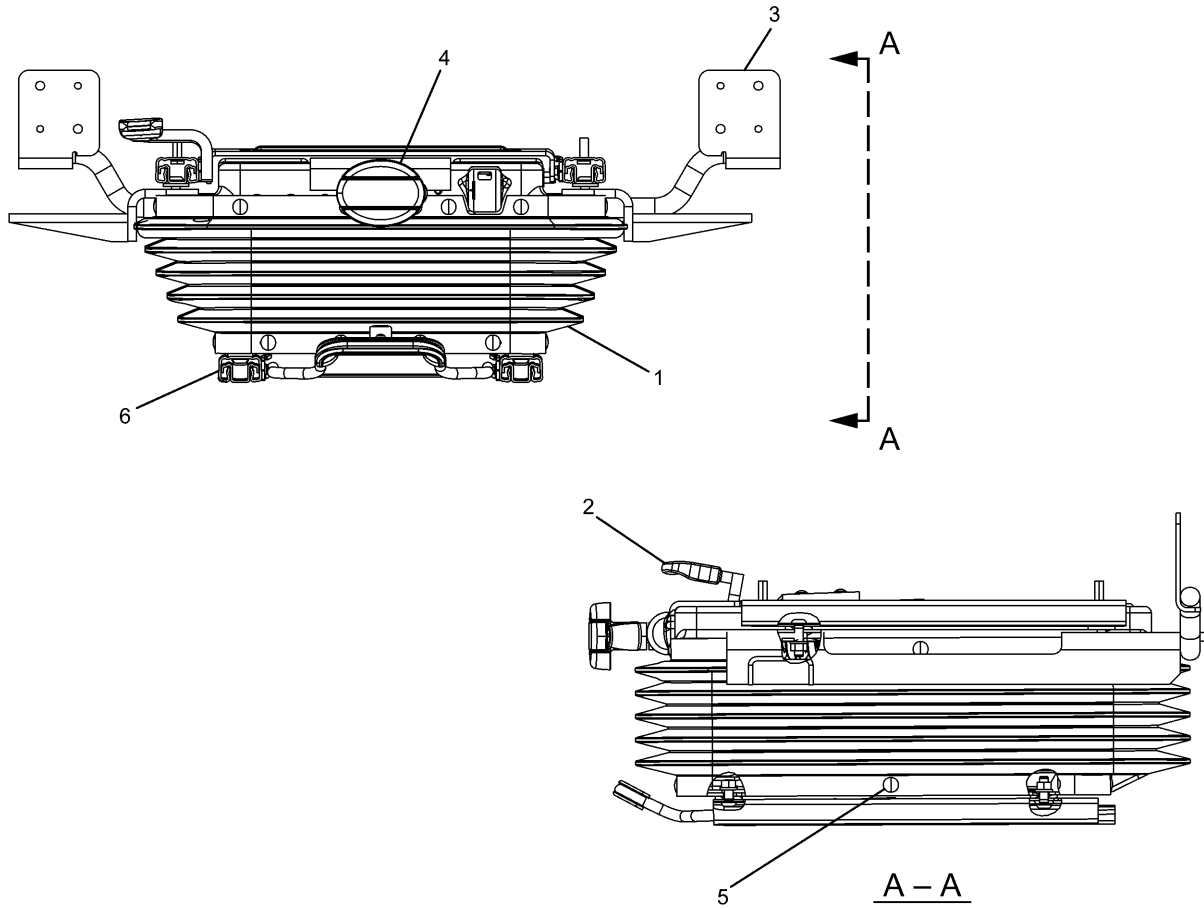
NOTE	No.	PART No.	QTY	PART NAME	NOTE	No.	PART No.	QTY	PART NAME
Y	1	245-7882	1	SEAT KIT					
Y	2	245-7888	1	SUPPORT KIT					

Y-SEE SEPARATE ILLUSTRATION

H89155E 01

240-5058 SEAT GP
 S/N KAF 1-(T08.12)
 Part of 240-5057-Page627
 245-7888-Page620,245-7882-Page629
 An Attachment

OPERATOR STATION



NOTE	No.	PART No.	QTY	PART NAME	NOTE	No.	PART No.	QTY	PART NAME
	1	242-8768	1	COVER AS					
		147-4921	1	CLIP KIT					
Y	2	245-7889	1	ADJUSTER KIT					
Y	3	245-7890	1	BRACKET KIT					
Y	4	245-7892	1	SUSPENSION KIT					
	5	245-7895	1	CLIP KIT					
Y	6	245-7896	1	ADJUSTER KIT					

Y-SEE SEPARATE ILLUSTRATION

H91455E 04

229-9077 SUSPENSION GP-SEAT

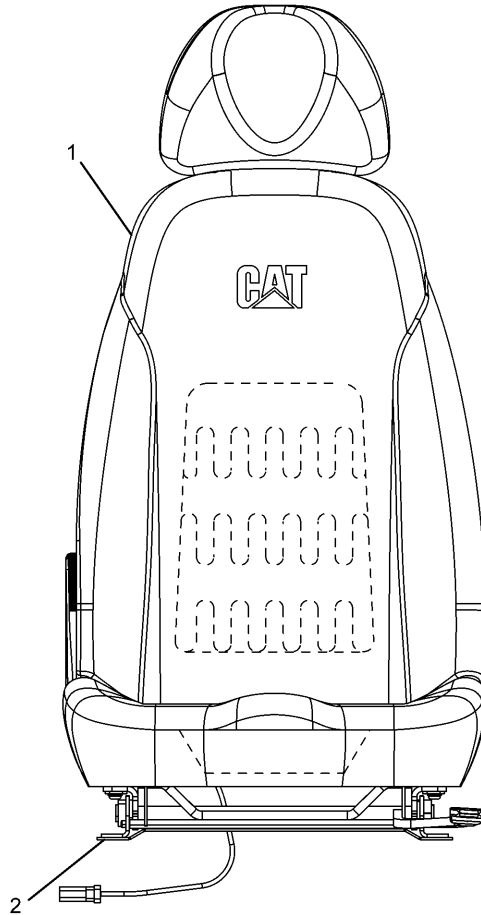
S/N KAF 1-(T08.12)

Part of 229-9075-Page631

245-7889-Page622,245-7896-Page623,245-7890-Page624,245-7892-Page633

An Attachment

OPERATOR STATION



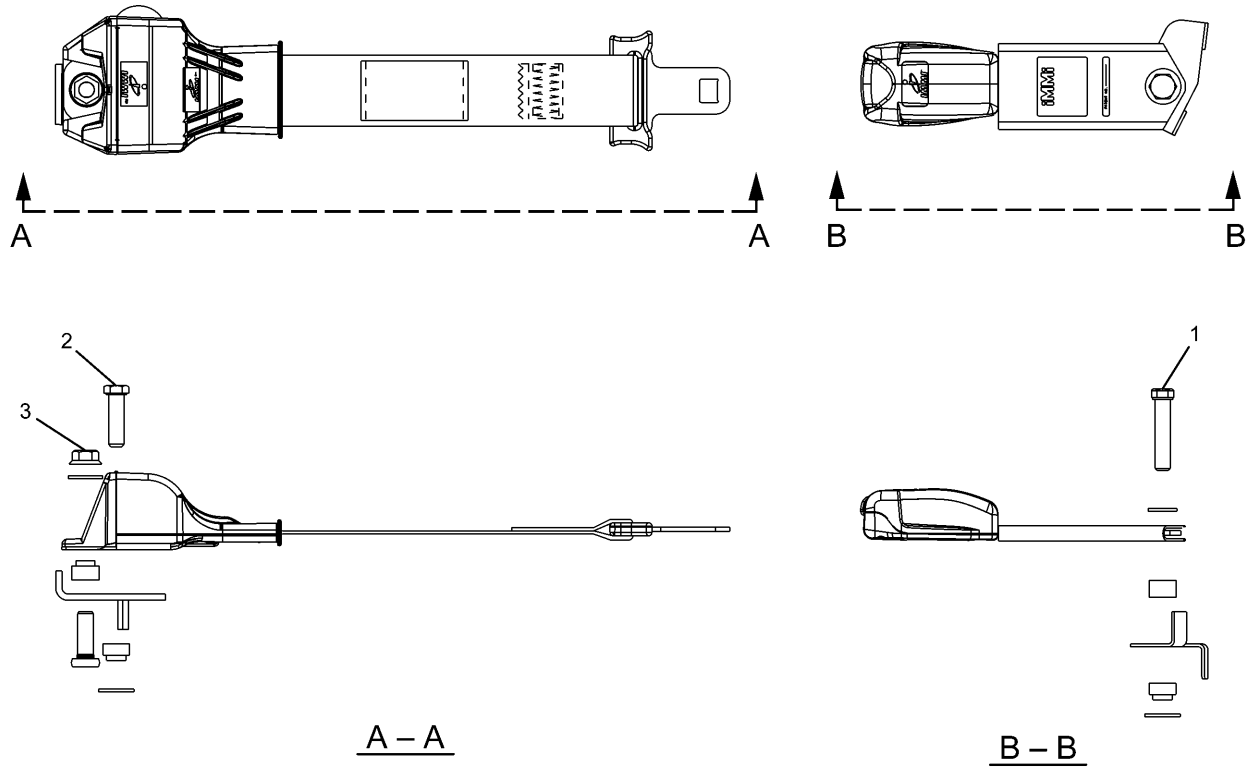
NOTE	No.	PART No.	QTY	PART NAME	NOTE	No.	PART No.	QTY	PART NAME
Y	1	245-7885	1	SEAT KIT					
Y	2	245-7888	1	SUPPORT KIT					

Y-SEE SEPARATE ILLUSTRATION

H88079E 03

229-9093 SEAT GP
 S/N KAF 1-(T08.12)
 Part of 240-5065-Page635
 245-7888-Page620,245-7885-Page637
 An Attachment

OPERATOR STATION

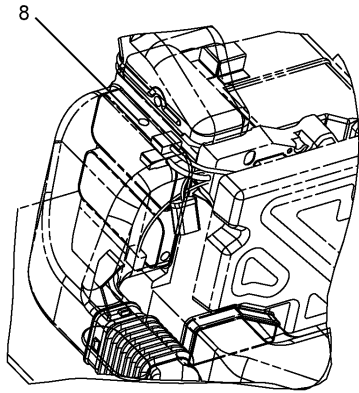


NOTE	No.	PART No.	QTY	PART NAME	NOTE	No.	PART No.	QTY	PART NAME
	1	8 S - 4 7 2 4	1	BOLT (L=57mm)					
	2	8 S - 4 7 2 3	1	BOLT (L=38mm)					
	3	8 S - 0 9 3 4	1	LOCKNUT					

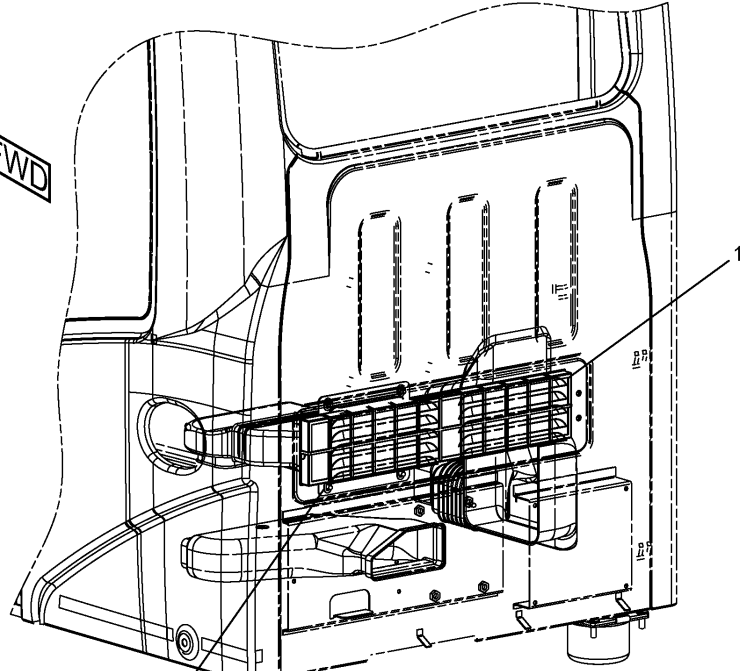
H92385E 00

273-5446 SEAT BELT GP
 2 Inches Width
 S/N KAF 1-(T08.12)
 Part of 240-5037-Page639
 An Attachment

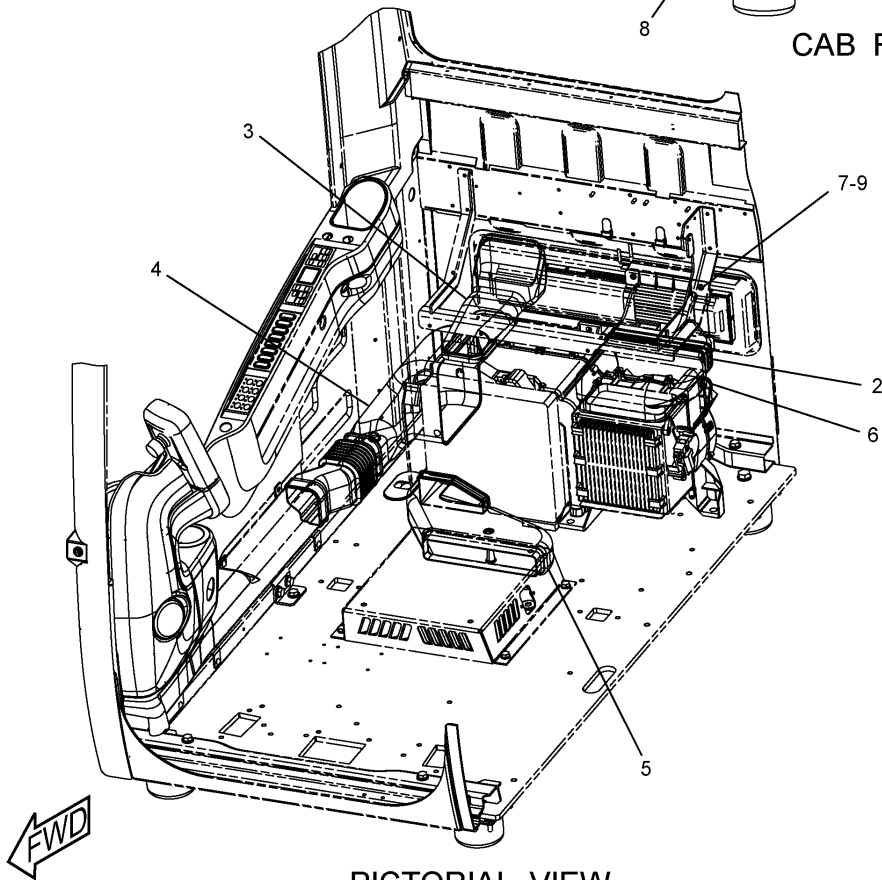
OPERATOR STATION



A/C UNIT



CAB REAR

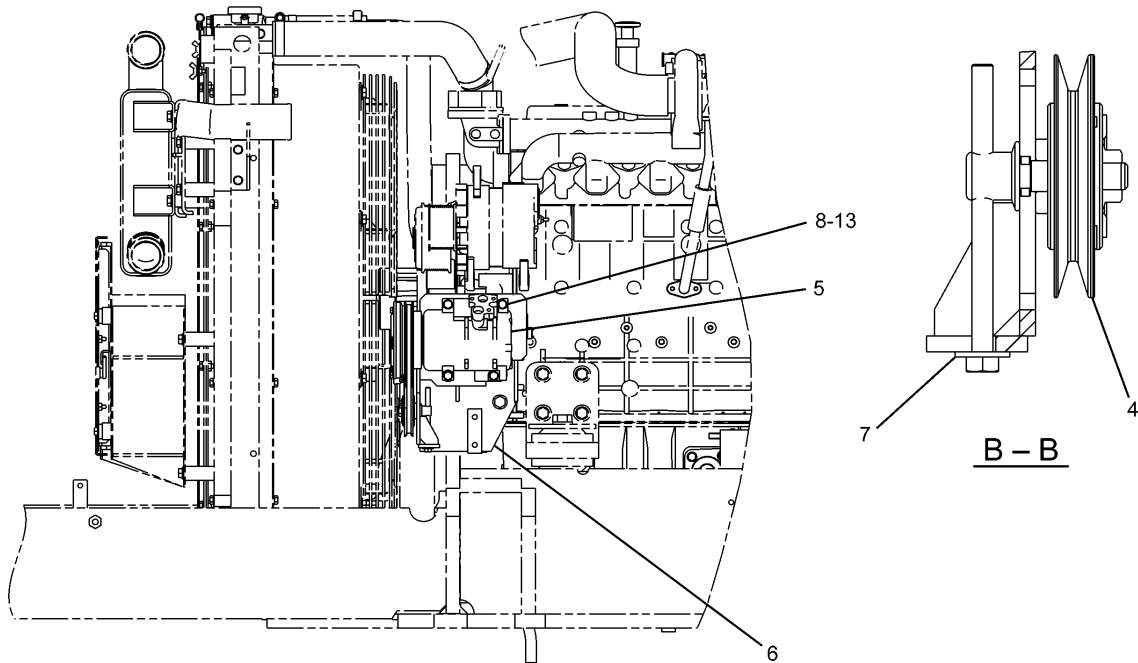
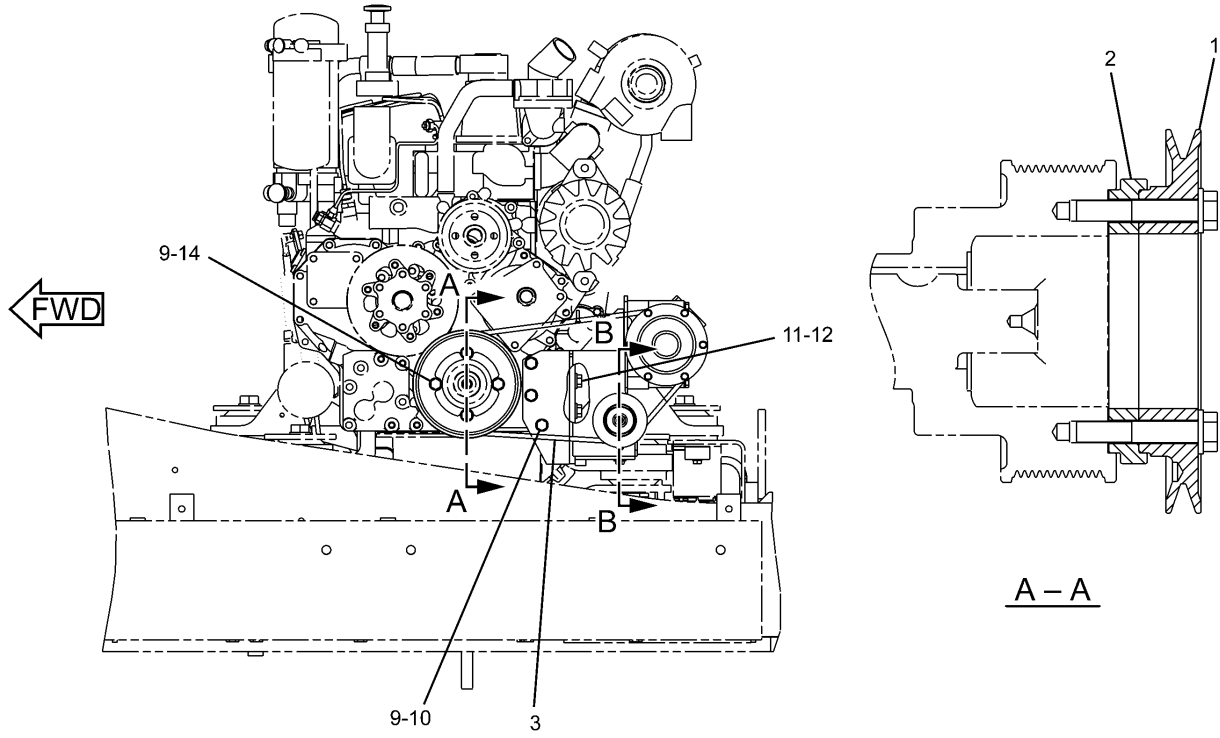


PICTORIAL VIEW

H97214E 06

229-9082 DUCT GP-AIR
Part of 235-9003-Page642
An Attachment

OPERATOR STATION

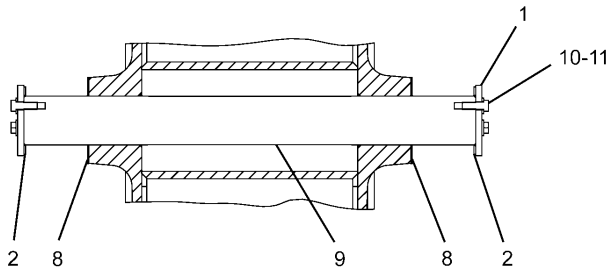


LEFT SIDE VIEW OF ENGINE

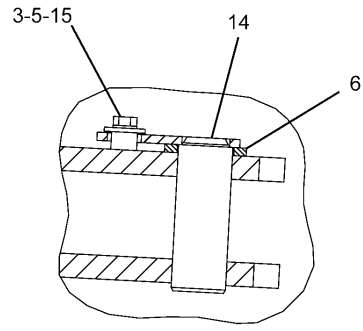
H98066E 07

239-6507 COMPRESSOR GP-REFRIGERANT
255-3018-Page660

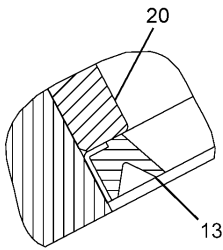
IMPLEMENTS



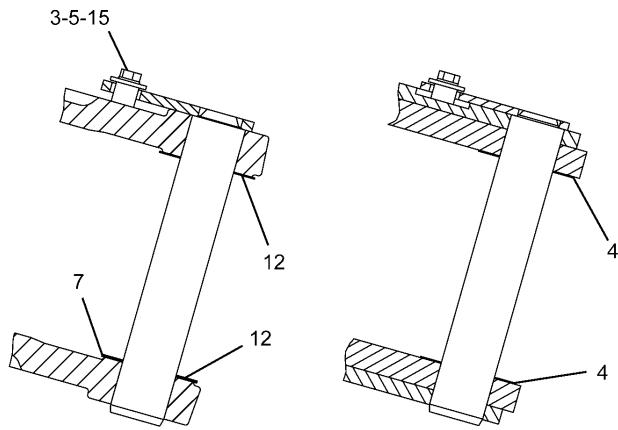
B - B



C - C



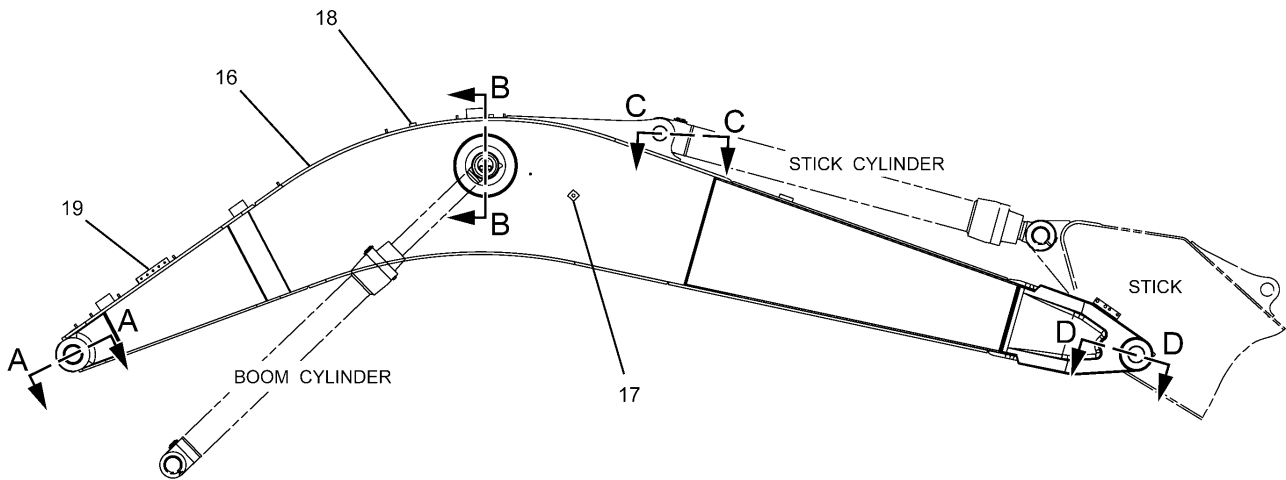
A - A



OPTIONAL DESIGN

D - D

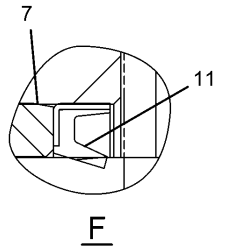
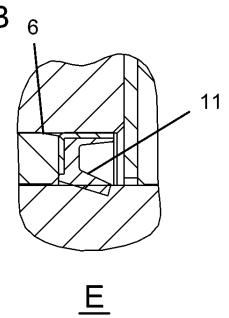
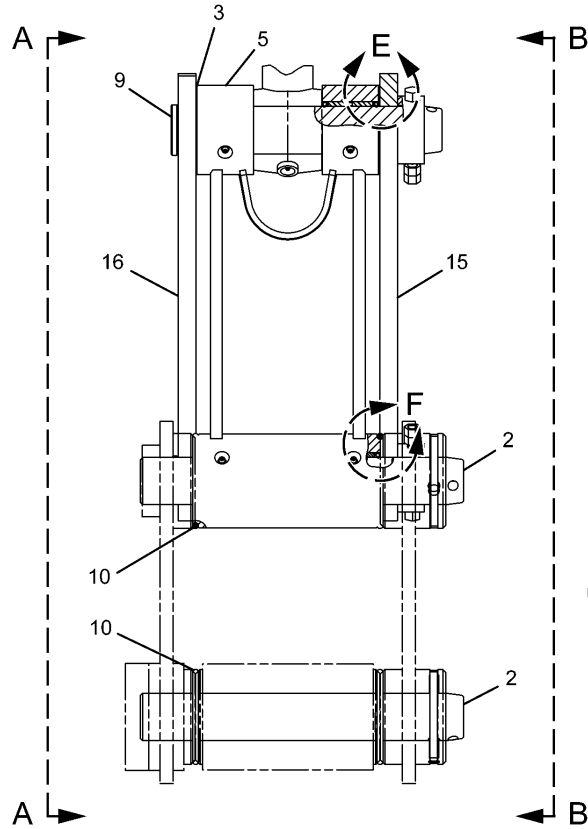
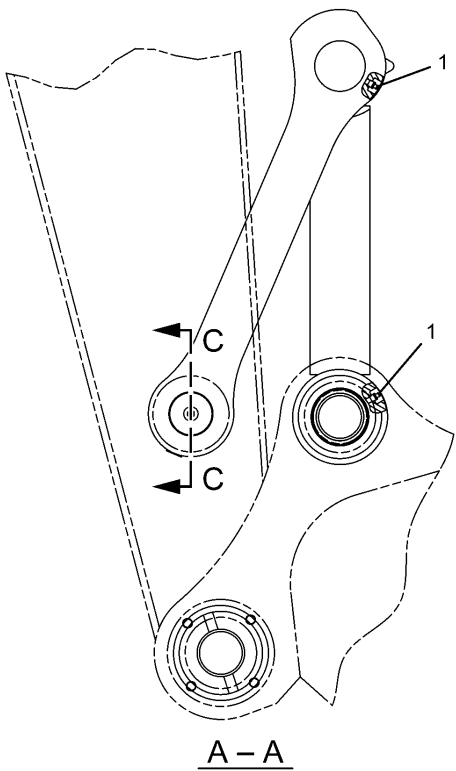
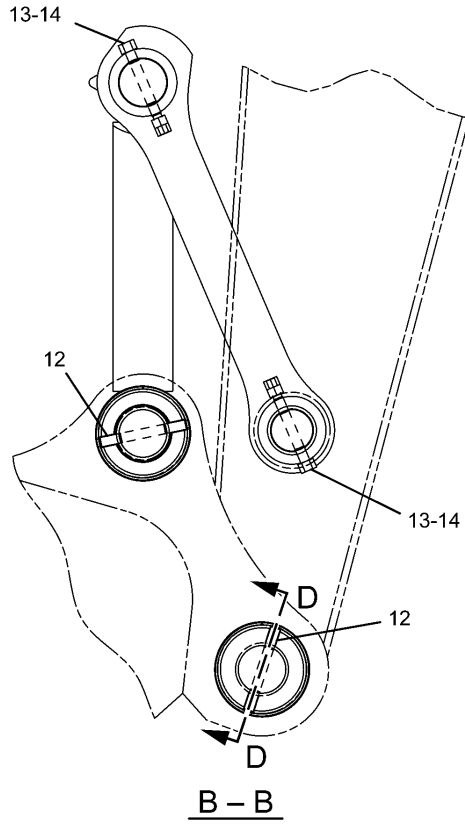
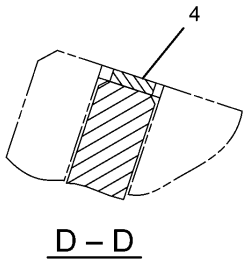
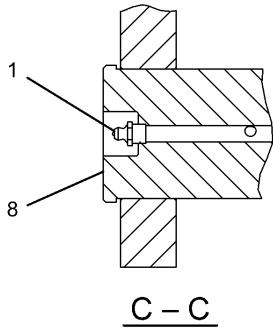
D - D



H93647E 00

241-7287 BOOM GP
Part of 240-3830-Page661
An Attachment

IMPLEMENTS



H89531E 01

241-7324 LINKAGE GP-BUCKET
 Part of 240-3860-Page664
 An Attachment

IMPLEMENTS

Consists of :

			Page
1	7Y-0729	SIDECUTTER GP.....	704
5	8J-4955	TIP GP-LONG.....	708
1	239-2693	BUCKET & ADJUSTER GP.....	693

H89947E 00

239-2692 BUCKET AR An Attachment

Consists of :

			Page
1	7Y-0729	SIDECUTTER GP.....	704
5	229-6969	TIP GP.....	719
1	239-2574	BUCKET & ADJUSTER GP.....	694

H89948E 01

239-2573 BUCKET AR An Attachment

IMPLEMENTS

	NOTE	No.	PART No.	QTY	PART NAME
	B	1	4B-4158	4	SCREW
		2	255-0422	1	PLATE
		3	255-0423	1	PLATE
		4	255-0430	1	PLATE
		5	255-0377	1	EDGE AS
		6	8E-9490	5	ADAPTER
B-USE AS REQUIRED					
					H90099E 01

239-2581 BUCKET AS-EXCAVATION

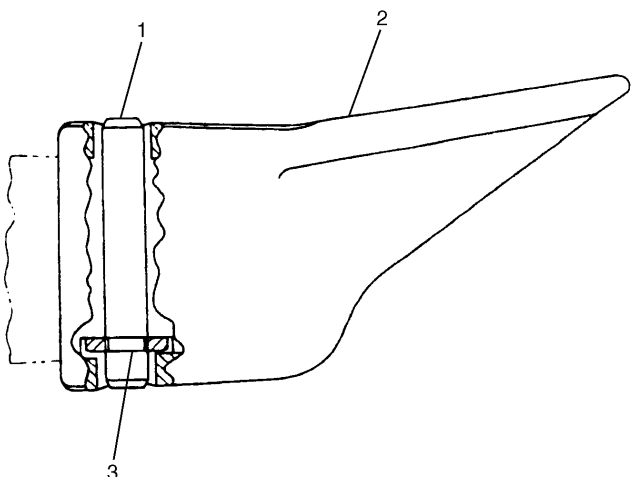
B Family
 1150MM Wide--1.0Cu.M.-Adapter Size J300
 Part of 239-2580-Page692
 An Attachment

	NOTE	No.	PART No.	QTY	PART NAME
	B	1	4B-4158	4	SCREW
		2	239-2876	1	PLATE
		3	255-0353	1	PLATE
		4	255-0354	2	PLATE
		5	255-0351	1	EDGE AS
		6	61-6354	5	ADAPTER
B-USE AS REQUIRED					
					H89913E 01

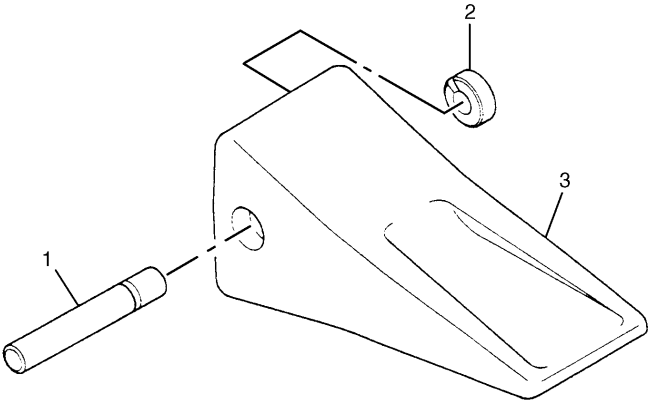
239-2691 BUCKET AS-EXCAVATION

980MM Wide--0.8Cu.M.-Adapter Size J350
 Part of 239-2690-Page693
 An Attachment

IMPLEMENTS

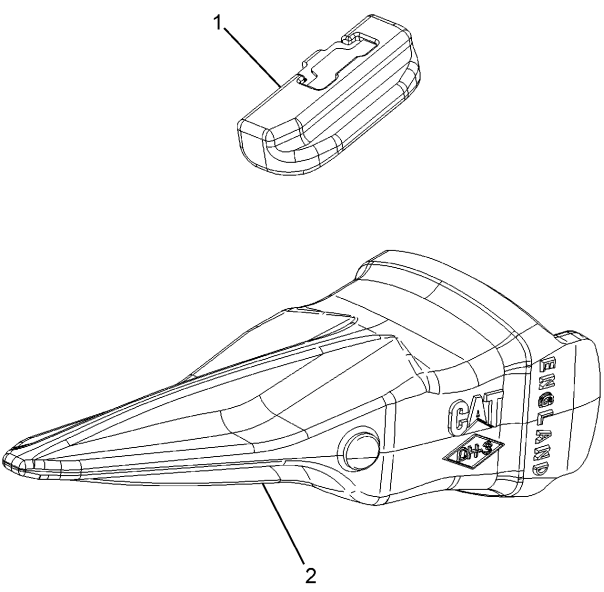
	NOTE	No.	PART No.	QTY	PART NAME
 <p style="text-align: center;">TOP VIEW</p>		1	107-3308	1	PIN
		2	9W-8308	1	TIP
		3	8E-6259	1	RETAINER AS
H79483E 05					

9W-9189 TIP GP
 Sharp Corner
 Adapter Size J300
 An Attachment

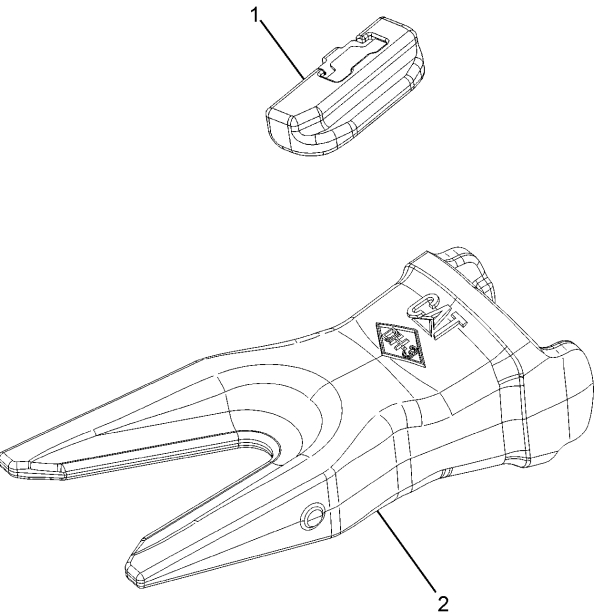
	NOTE	No.	PART No.	QTY	PART NAME
		1	114-0358	1	PIN
		2	114-0359	1	RETAINER AS
		3	1U-3352	1	TIP
H53784E 06					

8J-4955 TIP GP-LONG
 Adapter Size J350
 Part of 239-2689-Page687,239-2692-Page688
 An Attachment

IMPLEMENTS

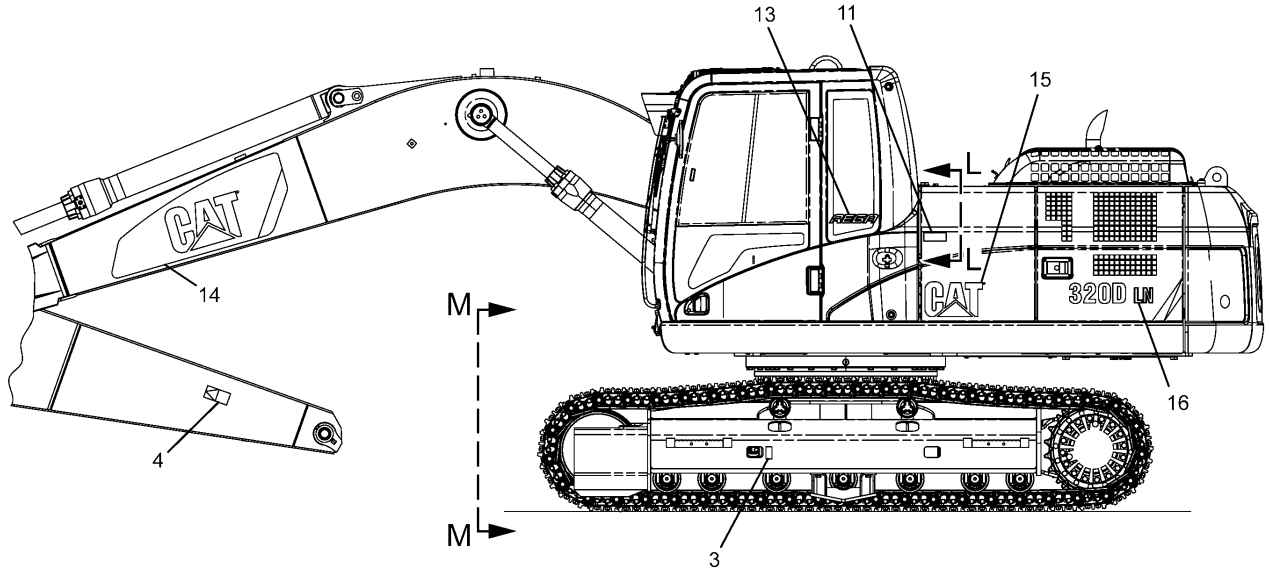
	NOTE	No.	PART No.	QTY	PART NAME
		1	220-9090	1	RETAINER
		2	220-9087	1	TIP
H93522E 00					

229-6967 TIP GP
 Adapter Size K80
 An Attachment

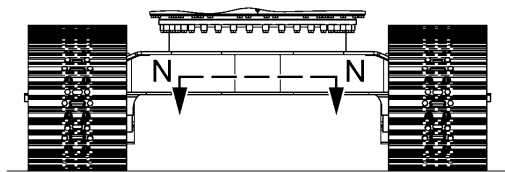
	NOTE	No.	PART No.	QTY	PART NAME
		1	220-9090	1	RETAINER
		2	220-9088	1	TIP
H93523E 00					

229-6968 TIP GP
 Adapter Size K80
 An Attachment

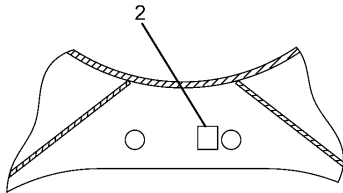
SERVICE EQUIPMENT AND SUPPLIES



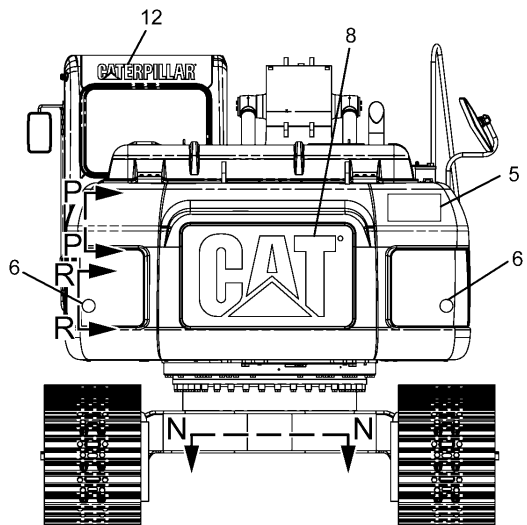
LEFT SIDE VIEW



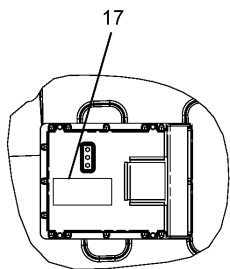
M - M



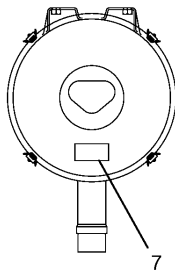
N - N



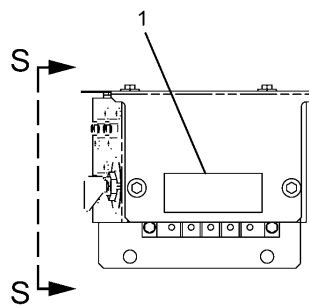
REAR VIEW



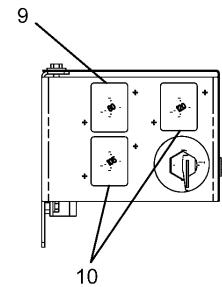
L - L



P - P



R - R



S - S

HA0551E 07

290-1715 PLATE & FILM GP (2/3)

PART NUMBER INDEX

Part.No	Page	Part.No	Page	Part.No	Page
1		1R-0770	78	2L-8067	113
		1R-5998	555	2L-8069	95
1H-3338	133	1R-6573	71.01		97
1P-0551	724	1R-9958	232		119
1P-0808	724	1S-7252	99		159
1P-2807	727		100	2L-8074	120
1P-3702	354		144		127
	415	1U-3301	706		178
	425	1U-3302	704	2L-8075	95
	427	1U-3351	710		97
	470	1U-3352	708		109
	471	1U-8846	223		113
	473		225		138
	474		263		209
	480		371		211
	495		437		218
	497			2L-8076	109
1P-3703	335				180
	337	2		2L-8078	87
	345				97
	353	2A-5222	37	2L-8079	95
	354	2B-0858	295		97
	355	2D-6642	449		150
	356		451		159
	371		531		169
	413		533	2M-0849	601
	415	2G-8767	87	2M-9780	335
	417		89		371
	421	2H-3814	44		373
	423	2H-3922	132		449
	425		219		451
	427	2L-8049	95		477
	431		97		487
	432	2L-8050	95		497
1P-3704	337		97	2P-8250	724
	353		119	2P-8253	724
	355		131	2R-1498	75
	356	2L-8052	95	2S-2596	491
1P-5765	354		97		531
1P-5767	353		119		533
	355	2L-8065	111	2S-3440	38
	356		218		45
1R-0739	41	2L-8066	109	2S-4078	423
1R-0751	69		180		425

PART NUMBER INDEX

Part.No	Page	Part.No	Page	Part.No	Page
71-0800	249		89		607
	723		91		651
71-0894	227		93		653
71-0966	444		117	7M-7410	517
71-1026	470		122	7M-8485	223
71-1118	432		124		311
71-1248	477		145		348
	479		149		351
	480		152		413
	489		155		421
	495		157		423
71-1418	227		160		425
71-1533	731		165		427
71-2272	313		167		431
	487		171		477
	515		175		487
	517		177		535.02
71-2673	51	180.03		7N-0719	131
	87	180.05			132
	89		186	7N-3718	211
	91		335	7T-3401	713
	209		347	7T-3403	714
	211		364	7T-6799	139
	634		367	7T-8890	577
	635.01		369	7V-2882	673
	638		371		674
	638.01		373	7W-9028	41
71-6395	724		383	7X-0568	295
71-6508	729		385	7X-0578	555
71-7131	454		387		563
71-7439	409		389	7X-0796	27
71-8084	510		390		35
	525		393		191
	539		395	7X-0818	54
71-8252	411		399		87
7J-9108	335		403		396
	359		404	7X-0851	704
	403		407	7X-2532	34
	496		408	7X-2533	72
7J-9933	444		409		87
7K-1181	41		411		587
	83		433		654
	85		588		655
	87		589	7X-2535	72

PART NUMBER INDEX

Part.No	Page	Part.No	Page	Part.No	Page
	97	9X-2328	199		157
9X-0199	219		200		160
9X-2041	547	9X-2480	184		165
	549	9X-3401	32		171
	555		95		177
	560		97		184
	609		98		186
	613		113		199
9X-2042	105		119		200
	107		120		205
	124		127		227
	205		140		229
	207		146		253
	551		150		295
	553		158		455
	555		159		563
	559		169		576
	563		295		581
	566		383		582
	570		391		590
	571		396		591
	581		399		601.02
	609		400		601.03
9X-2043	205		403		601.04
	207		584		601.07
	607	9X-3404	143		645
9X-2044	103	9X-3463	213		651
	105		214		653
	551		215		654
	555	9X-6032	332		655
	557		333		656
	563		338	9X-8257	209
	571		339		211
	581	9X-6153	556		212
	590	9X-6165	587		340
9X-2045	555	9X-8256	69		341
	563		71		353
	569		72		375
	607		85		440
9X-2046	583		87		469
	590		103		473
9X-2201	60		105		543
	375		131		545
9X-2206	81		152		555

PART NUMBER INDEX

Part.No	Page	Part.No	Page	Part.No	Page
135-4063	355	144-0367	60	149-5050	171
	356		421		177
135-8965	603	144-9126	727	149-5051	172
135-8966	603	144-9691	581		180
136-0156	535.02	144-9692	581	149-5069	111
136-0207	409	145-0549	145		172
137-0856	417	145-3031	281		180
137-2270	601	145-3035	280	149-5070	109
137-3623	300	145-3042	220		111
137-3624	300	146-7089	390		172
137-3625	300	147-4184	505		180
137-3626	300	147-4921	621	149-5071	109
	302		632		111
137-3628	300		638	150-5782	309
	302	147-5860	449	150-5797	313
	302		451		315
137-3631	302	148-4632	439	151-6703	559
137-3709	332	148-4633	439		563
	333	148-4634	439		566
137-5541	69	148-4635	439	151-6704	559
138-5708	353	148-4636	439		563
139-7099	547	148-4637	439		566
	568	148-4638	439	151-6705	581
139-7100	547	148-4640	439	151-6777	547
	549	148-4642	439		549
	558	148-4643	439		560
	560	148-4644	437	151-6785	563
139-7101	547		438	151-6790	565
	549	148-4679	436	151-6792	559
	562	148-4685	266		561
139-7119	564		267	151-6793	561
139-7126	555	148-4691	264	151-6813	563
139-7127	555		265		566
139-7814	17	148-4697	263	151-6815	563
141-2759	105	148-4703	263		566
142-3836	601	148-4704	263	151-6831	563
142-5515	449	148-4705	223		566
	451	148-4708	223	151-6832	563
142-5546	463	148-4715	223		566
142-6582	356	148-4732	439	151-6841	561
143-4254	387	148-4733	439	151-6844	563
143-4294	399	149-1738	335	151-9461	559
143-4308	385		361	151-9497	559
144-0195	576		363	151-9557	563
	582				

PART NUMBER INDEX

Part.No	Page	Part.No	Page	Part.No	Page
229-6963	716	230-4011	95		315
229-6964	716		97	234-4492	413
229-6965	717		119	234-4629	451
229-6966	717		123	234-4796	36
229-6967	718		127	234-6468	551
229-6968	718		218		553
229-6969	688	230-4013	159	234-6469	551
	689	230-5008	95		553
	719		97	234-6470	551
229-9070	576	230-5010	95		553
229-9075	630		97	234-6471	551
	631		119		553
229-9076	617		127	234-6472	551
	618		169		553
	631		179	234-6473	551
229-9077	631	231-1771	201		553
	632	231-1827	85	234-6474	551
229-9078	603		100		553
229-9082	642	231-2295	127	234-6476	551
	648		179		553
229-9086	578	232-4102	387	234-6477	551
229-9087	578		518		553
	580	232-4110	535.02	234-6480	551
229-9088	578	232-4111	535.02		553
	582	232-4112	535.02	234-6483	551
229-9093	635	232-4113	535.02		553
	636	232-4114	535.02	234-6485	551
229-9094	637	232-4117	535.02		553
	641	233-1277	18	234-6489	565
229-9095	617	233-1279	189	234-6490	551
	621	233-1280	189		553
	627	234-1035	131	234-6491	551
229-9096	542	234-1037	131		553
229-9097	543	234-1038	131	234-6497	551
	546	234-1097	103		553
229-9108	544	234-1122	117	234-6498	551
229-9109	545	234-1156	135		553
	548		137	234-6499	574
230-4009	95	234-1158	135	234-6500	575
	97	234-4440	371	234-6501	543
	109		454		545
	119	234-4452	313		574
	127		315	234-6502	574
	159	234-4453	313	234-6521	551

CLICK HERE TO **DOWNLOAD** THE COMPLETE MANUAL

- Thank you very much for reading the preview of the manual.
- You can download the complete manual from: www.heydownloads.com by clicking the link below



- Please note: If there is no response to CLICKING the link, please download this PDF first and then click on it.

CLICK HERE TO **DOWNLOAD** THE COMPLETE MANUAL