



Parts Catalog

CLICK HERE TO **DOWNLOAD** THE COMPLETE MANUAL

- Thank you very much for reading the preview of the manual.
- You can download the complete manual from: www.heydownloads.com by clicking the link below



- Please note: If there is no response to CLICKING the link, please download this PDF first and then click on it.

CLICK HERE TO **DOWNLOAD** THE COMPLETE MANUAL

GENERAL: SEE HEADER NOTES

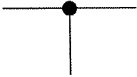
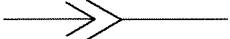


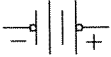

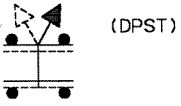
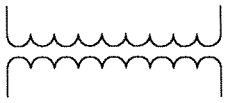
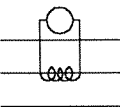




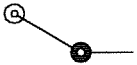









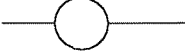



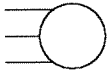
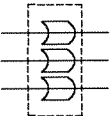

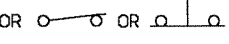

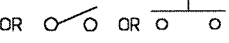



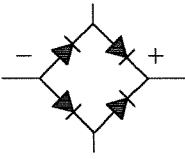

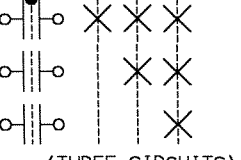
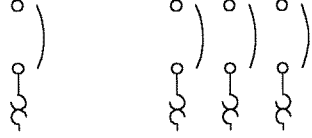
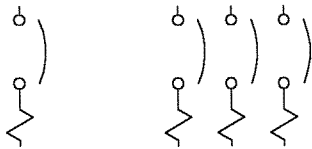

2	COST102	07/24/98	150.00	.00	.000	.00
	44	07/24/98	.00	150.00	NONE	

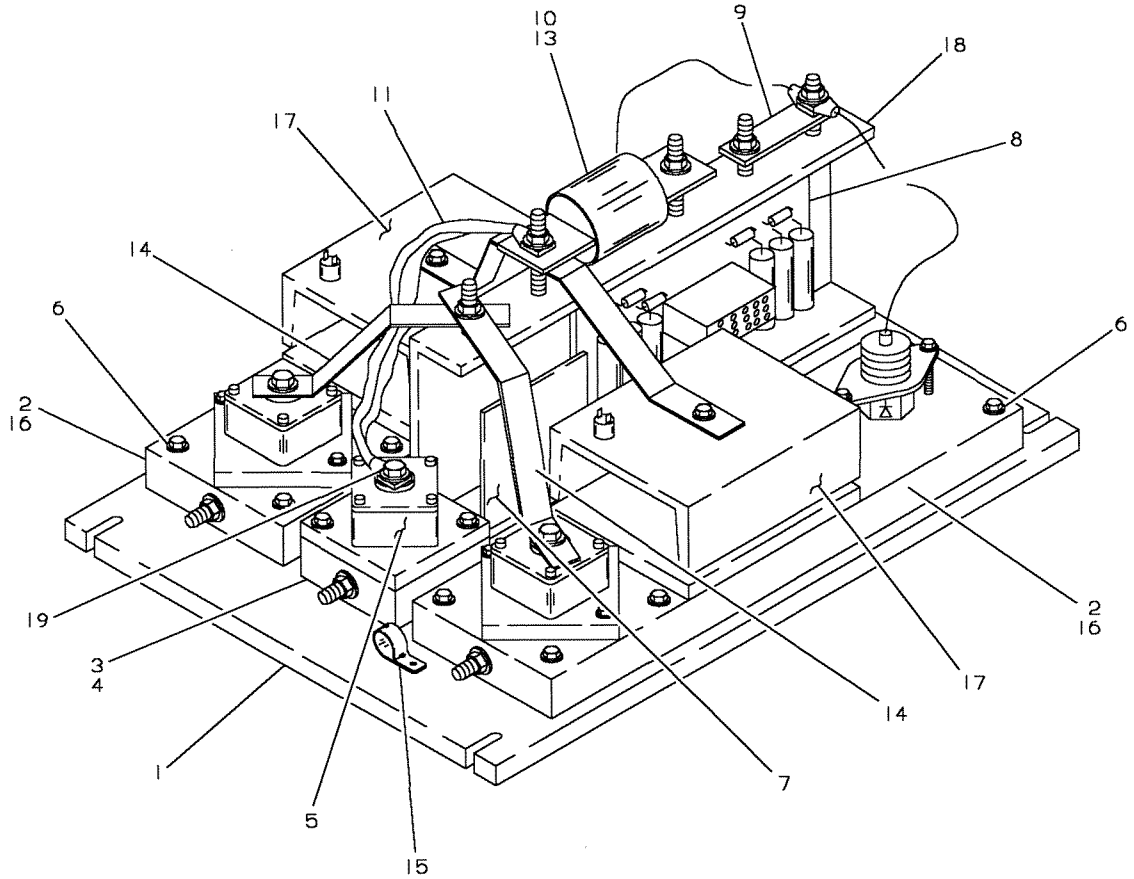
BATTERY HAULAGE COST cu#

REPRESENTATIVE CONDUCTING A TEST RUN AND FUNCTION TEST ON
 THE VERSATRAC
 * INSTALL CUSTOMER SUPPLIED BATTERY

GRAND TOTAL: -----


SPECIAL INSTR: NOTE: * REFERENCE LONG-AIRDOX COMPANY QUOTATION NUMBER
 SPECIAL INSTR: QWV2043-98 DATED APRIL 13, 1998.
 SPECIAL INSTR: * INVOICING INSTRUCTION IS AS FOLLOWS:
 SPECIAL INSTR: * SEND ONE COPY OF INVOICE SHOWING EASTERN
 SPECIAL INSTR: ASSOCIATED COAL CORPORATION'S PURCHASE ORDER
 SPECIAL INSTR: NUMBER WITH ORIGINAL BILL OF LADING OR SHIPPING
 SPECIAL INSTR: RECEIPT AND COPY OF PREPAID FREIGHT BILL.
 SPECIAL INSTR:
 SPECIAL INSTR: NOTE: * JOHN PARKER, WAREHOUSE MANAGER FEDERAL #2 MINE, TO
 SPECIAL INSTR: MAKE ARRANGEMENTS FOR DELIVERY AND PICK UP OF THIS
 SPECIAL INSTR: VERSATRAC, PHONE NUMBER IS (304) 344-0300.
 SPECIAL INSTR:
 SPECIAL INSTR: NOTE: * MAIN CONTACT AT THE MINE IS LES HAGER AT
 SPECIAL INSTR: (304) 344-0300.
 SPECIAL INSTR:
 SPECIAL INSTR: NOTE: * ANY CHANGES TO THE REBUILD SPECIFICATION MUST BE
 SPECIAL INSTR: QUOTED AND APPROVED BY MINE MANAGEMENT PRIOR TO
 SPECIAL INSTR: PERFORMING THE WORK.
 SPECIAL INSTR:
 SPECIAL INSTR: NOTE: * CONTINUED FROM LINE NOTES UNDER FIRE SUPPRESSION:
 SPECIAL INSTR: GENERAL:
 SPECIAL INSTR: * AFTER THE FRAME ASSEMBLY AND BUCKET ASSEMBLY ARE
 SPECIAL INSTR: COMPLETELY DISASSEMBLED. THEY ARE TO BE STEAM
 SPECIAL INSTR: CLEANED, SANDBLASTED AND PAINTED WITH PRIMER
 SPECIAL INSTR: PAINT PRIOR TO ASSEMBLY.
 SPECIAL INSTR: * TWO COATS OF LONG-AIRDOX WHITE FINISH PAINT
 SPECIAL INSTR: * INSTALL NEW WARNING LABELS, CERTIFICATION TAGS,
 SPECIAL INSTR: X/P TAGS, AND REFLECTORS
 SPECIAL INSTR: * CUSTOMER INSPECTION WILL INCLUDE AN EASTERN
 SPECIAL INSTR: ASSOCIATED REPRESENTATIVE CONDUCTING A TEST RUN
 SPECIAL INSTR: AND FUNCTION TEST ON THE VERSATRAC
 SPECIAL INSTR: * INSTALL CUSTOMER SUPPLIED BATTERY

<p><u>CONNECTED CONDUCTOR</u></p> 	<p><u>PLUG-IN CONECTOR</u></p> 	<p><u>MECHANICAL CONNECTION</u></p> 	<p><u>GROUND</u></p>  <p><u>BATTERY</u></p> 
<p><u>CROSSING CONDUCTOR</u></p> 	<p><u>TWO CIRCUIT SWITCH</u></p>  (DPST)	<p><u>TRANSFORMER</u></p> 	<p><u>MAGNETIC OVERLOAD RELAY</u></p> 
<p><u>FUSE</u></p> 	<p><u>ROTARY SWITCH</u></p> 	<p><u>CAPACITOR</u></p> 	<p><u>SUPPRESSOR OR VOLT TRAP</u></p> 
<p><u>TROLLEY POLE</u></p> 	<p><u>OPERATING COIL</u></p>  <p>(DEVICE DESIGNATION INDICATED WITHIN CIRCLE)</p>	<p><u>CYCLE</u></p>  <p><u>PHASE</u></p> 	<p><u>HEADLIGHT</u></p> 
<p><u>RESISTOR</u></p> <p>VALUE INDICATED IN OHMS</p>    <p>(VARIABLE RESISTOR)</p>	<p><u>SOLID STATE RELAY</u></p>  <p>L.E.D. PORTION</p>  <p>THYRISTOR PORTION</p>	<p><u>INSTRUMENT OR METER</u></p>  <p>(DEVICE DESIGNATION INDICATED WITHIN CIRCLE)</p>	
<p><u>THERMAL OVERLOAD HEATER</u></p>  <p>OR</p>  <p><u>D.C. MAGNETIC OVERLOAD</u></p> 	<p><u>THREE PHASE INDUCTION MOTOR</u></p> 	<p><u>SOLID STATE OVERLOAD RELAY</u></p> 	
<p><u>CONTACTS</u></p> <p>NORMALLY CLOSED CONTACT</p>  <p>OR</p>  <p>NOMALLY OPEN CONTACT</p>  <p>OR</p>  	<p><u>RECTIFIERS</u></p>  <p>(ZENER DIODE)</p>  <p>SINGLE DIODE</p>  <p>BRIDGE</p>	<p><u>MASTER SWITCH</u></p> <p>CAM OPERATED CONTACT ASS'Y</p>   <p>(THREE CIRCUITS)</p> <p>× INDICATES CONTACTS CLOSED</p>	<p><u>CIRCUIT BREAKERS</u></p> <p>3-POLE CIRCUIT BREAKER WITH THERMAL OVERLOAD DEVICE IN ALL 3 POLES.</p>  <p>3-POLE CIRCUIT BREAKER WITH MAGNETIC OVERLOAD DEVICE IN ALL 3 POLES.</p> 
			<p>REV 0 SHT 1 OF 1</p>  <p>ELECTRICAL SYMBOLS</p> <p>5/95 SK-568</p>

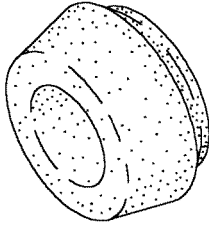


REF.	PART NUMBER	DESCRIPTION	QTY.
1	A12000-1A	BASEPLATE	1
2	A12000-1B	INSULATING SHEET	2
3	A12000-1C	INSULATING SHEET	1
4	A12000-1D	HEATSINK	1
5	A12000-1E	SCR MODULE	1
6	A12000-1H	FASTENER KIT	2
7	A12000-1K	RESISTOR BANK	1
8	A12000-1L	SUPPRESSION BOARD	1
9	A12000-1M	SHUNT	2
10	A12000-1N	800 AMP FUSE	1
11	A12000-1O	BRAID	1
12	A12000-1P	HARNES ASSEMBLY (NOT SHOWN)	1
13	A12000-1Q	BUSS BAR	1
14	A12000-1R	BUSS BAR	2
15	A12000-1S	CABLE CLAMP	1
16	A12000-5	MAIN HEATSINK	2
17	A12000-6	TOP HEATSINK	2
18	A12000-7	U CHANNEL ASSY	1
19	A12000-1E-1	SCREW M6X16* (METRIC)	1

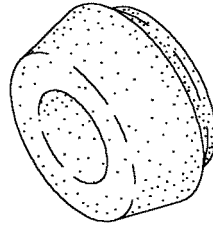
* INCLUDED IN A12000-1E ASSEMBLY

REV	#	SHT 1 OF 1
		
SCR PANEL ASSEMBLY		
9/95	A12000-1	

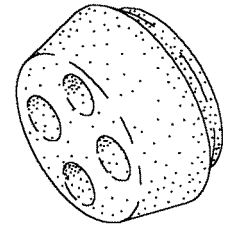
FOR A14161 5-POLE BRASS PLUG OR RECEPTACLE



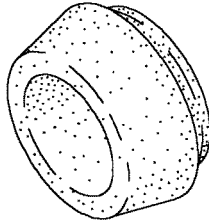
A14771X1
GROMMET I.D.:
(1.47)



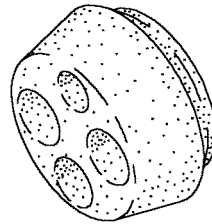
A14771X2
GROMMET I.D.:
(1.35)



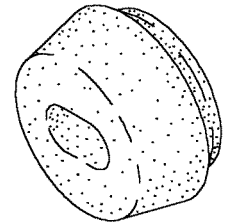
A14771X3
GROMMET I.D.:
(0.65),(0.65),(0.53),(0.597)



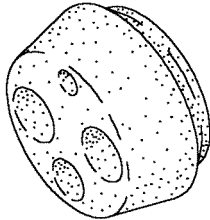
A14771X4
GROMMET I.D.:
(1.78)



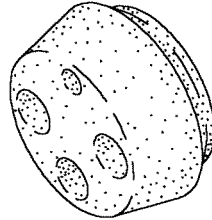
A14771X5
GROMMET I.D.:
(0.82),(0.82),(0.74),(0.597)



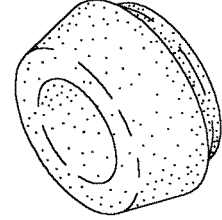
A14771X10
GROMMET I.D.:
(1.25 X 0.75)



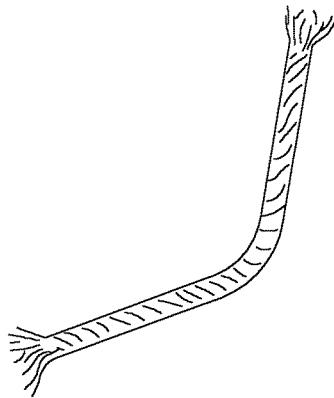
A14771X14
GROMMET I.D.:
(0.80),(0.80),(0.62),(0.37)



A14771X16
GROMMET I.D.:
(0.65),(0.65),(0.62),(0.37)

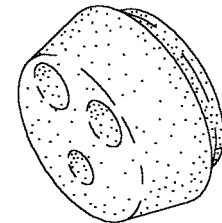


A14771X17
GROMMET I.D.:
(1.56)



ROPE PACKING

NOTE:
USE 9-690004-500 ROPE PACKING KIT
IN 9-690004-000 AND A14162X11A PLUG
ADAPTOR APPLICATIONS.



A14771X18
GROMMET I.D.:
(0.66),(0.66),(0.495)

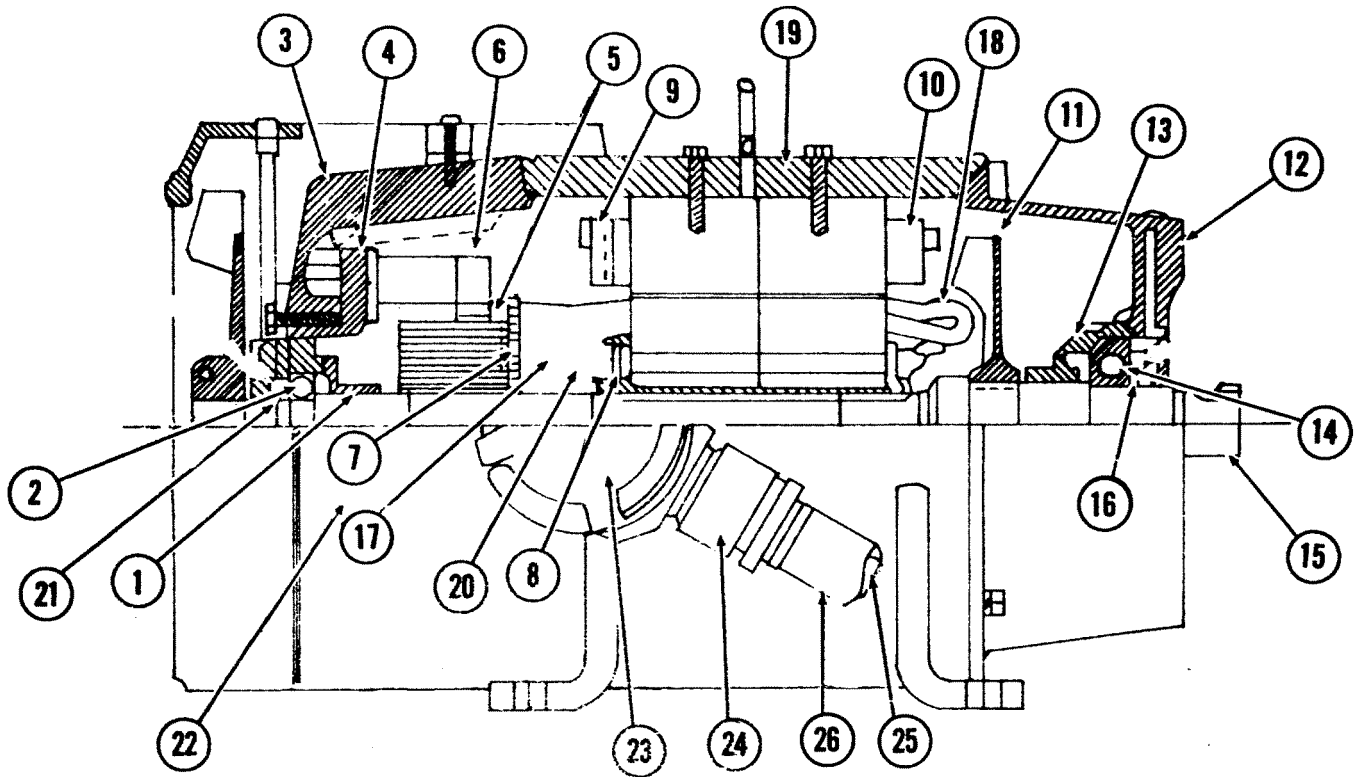
REV	#	SHT 1	OF 1
-----	---	-------	------



PACKING GLAND GROMMETS


3/95


A14771



REFERENCE	QUANTITY	PART NUMBER	DESCRIPTION
1.....	1.....	A2400X12-11.....	CAP F.E. (INNER)
2.....	1.....	A4160-60.....	BALL BEARING F.E.
3.....	1.....	B9610-300.....	BRACKET F.E.
4.....	1.....	A2400X10-17.....	ROCKER
5.....	8.....	A3154X3.....	BRUSHES
6.....	4.....	A3155X3.....	BRUSHHOLDER
*7.....	1.....	B9610-301.....	COMMUTATOR
*8.....	1.....	B9610-302.....	ARMATURE CORE
9.....	4.....	B9610-303.....	INTERPOLE COIL
10.....	4.....	B9610-304.....	FIELD COIL
11.....	1.....	A2400X12-19.....	FAN B.E. (INNER)
12.....	1.....	B9610-305.....	BRACKET B.E.
13.....	1.....	A2400X12-12.....	CAP B.E. (INNER)
14.....	1.....	A4160-18.....	BALL BEARING B.E.
*15.....	1.....	A2400X12-9.....	SHAFT
16.....	1.....	A2400X12-16.....	LABY B.E.
*17.....	1.....	B9610-307.....	ARMATURE (COMPLETE)
*18.....	1 SET.....	B9610-309.....	ARMATURE COIL
19.....	1.....	B9610-308.....	FRAME
20.....	1.....	A2400X12-7.....	COMMUTATOR SLEEVE
21.....	1.....	A2400X12-15.....	LABY F.E.
22.....	4.....	A2400X10-41.....	HAND HOLE CAP
23.....	1.....	B9610-310.....	PACKING GLAND
24.....	1.....	A2400X11-36.....	HOSE CLAMP
25.....	14'	A3156X35.....	CABLE
26.....	14'	A3163X5.....	CONDUIT

* INDICATES PARTS INCLUDED WITH COMPLETE ARMATURE.


REV. A	SHT. 1 OF 1
 LONG-AIRDOX	
MOTOR ASSEMBLY	
12-95	B9610-001



NO DRAWING AVAILABLE

P/N A97X125F

REFERENCE	QUANTITY	PART NUMBER	DESCRIPTION
1.....	1.....	A25X77.....	TIRE
2.....	1.....	C10994.....	WHEEL

REV. #	SHT. 1 OF 1
 LONG-AIRDOX	
TIRE AND WHEEL ASSEMBLY	
10-98	A97X125F

CLICK HERE TO **DOWNLOAD** THE COMPLETE MANUAL

- Thank you very much for reading the preview of the manual.
- You can download the complete manual from: www.heydownloads.com by clicking the link below



- Please note: If there is no response to CLICKING the link, please download this PDF first and then click on it.

CLICK HERE TO **DOWNLOAD** THE COMPLETE MANUAL

AS OF 10/07/98

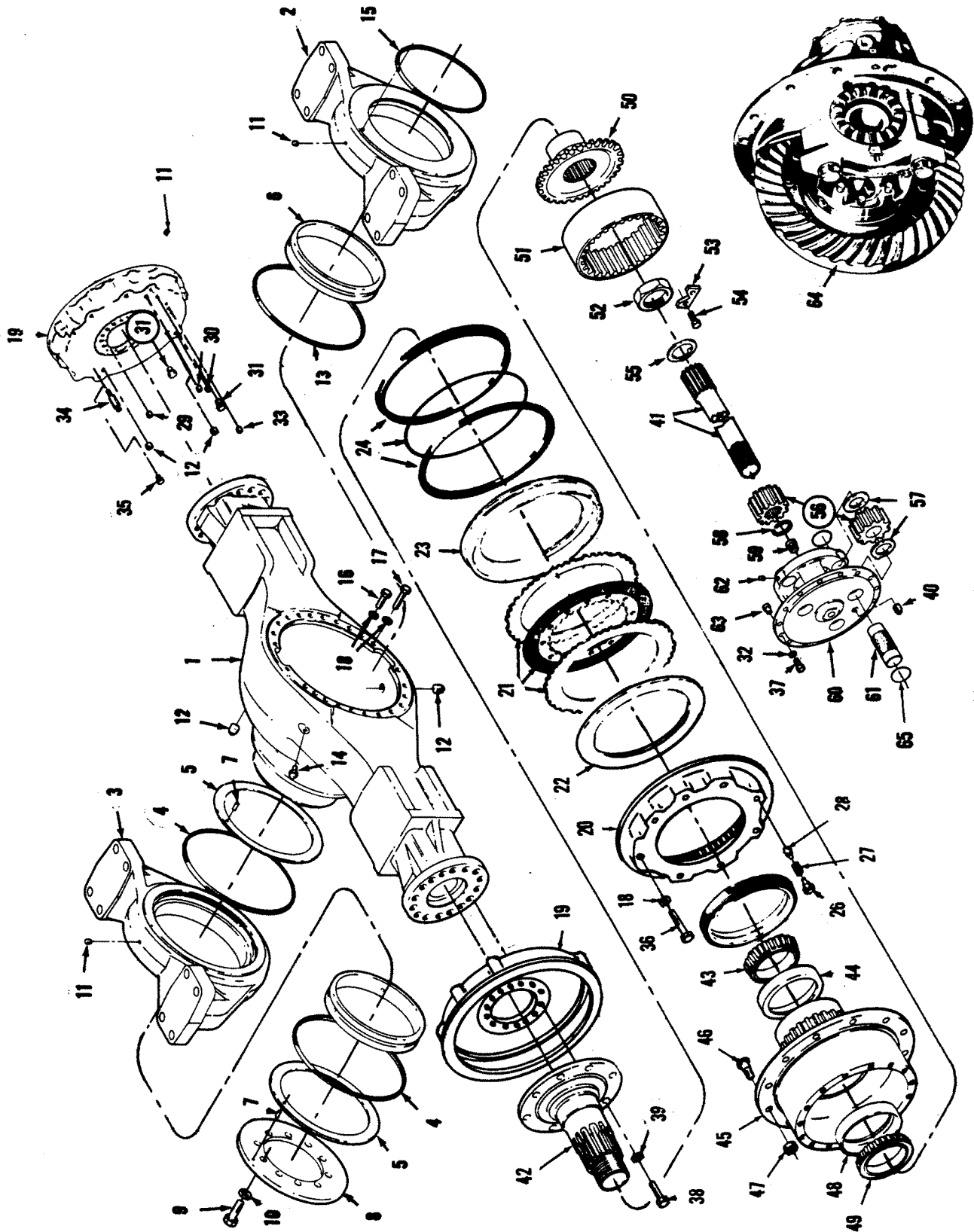
D10297X12 IM REV: sr FIRE SUPPRESSION

MODEL:

ECO NO:

DATE OF LAST ECO: 10/28/93

PART NUMBER/ DESCRIPTION	ITM	OPER SEQ	QTY PER ASSEMBLY	UM	SC	REFERENCE DESIGNATOR	EFF DATE	OBS DATE
A3330X2 TANK, FIRE SUPPRESSION	1	0	1.000	EA	P4		01/03/86	99/99/99
A13290-3 CARTRIDGE, ACTUATOR	2	0	1.000	EA	P4		01/03/86	99/99/99
A13290-4 ACTUATOR ANSUL 57452	3	0	1.000	EA	P4		01/03/86	99/99/99
54356 VALVE, SAFETY	4	0	1.000	EA	P4		01/03/86	99/99/99
A3331-7 TRIPLE TEE	5	0	1.000	EA	P4		01/03/86	99/99/99
A3331-2 NOZZLE, FIRE SUPPRESSION	7	0	4.000	EA	P4		01/03/86	99/99/99
111011X2X4 ADAPTER, 90D 1/4"MPT X 1/4MJIC	8	0	3.000	EA	P4		01/03/86	99/99/99
111011X12 ADAPTER, 90D 3/4"MPT X 3/4MJIC	9	0	1.000	EA	P4		01/03/86	99/99/99
9060008012 ELBOW, 90 DEG MALE 3/4	10	0	1.000	EA	P4		01/03/86	99/99/99
111011X6X8 ADAPTER, 90D 3/8"MPT X 1/2MJIC	11	0	4.000	EA	P4		01/03/86	99/99/99
111051X8 ADAPTER, STR 1/2MNPT X 1/2FNP	12	0	4.000	EA	P4		01/03/86	99/99/99
111057X8 BULKHD. STR 3/8" MJIC X 3/8 MJIC	13	0	1.000	EA	P4		01/03/86	99/99/99
A3331-9 NOZZLE LOCKWASHER	14	0	8.000	EA	P4		01/03/86	99/99/99
A8000-060 BOLT, HEX GD 5 NC 3/8 X 3/4	17	0	4.000	EA	P4		01/03/86	99/99/99
A890X3 U-BOLT	19	0	2.000	EA	P4		01/03/86	99/99/99
B13290-10 BRACKET, ACTUATOR MOUNTING	25	0	1.000	EA	MS		01/03/86	99/99/99
111023X2 UNION, 1/8" MJIC X 1/8" MJIC	26	0	1.000	EA	P4		01/03/86	99/99/99
111024X4 UNION, HI. PRS. 1/4"MPT X 1/4"MPT	27	0	4.000	EA	P4		01/03/86	99/99/99
73445 VALVE, CHECK 1/4 NPT (25627)	28	0	2.000	EA	P4		01/03/86	99/99/99
111037X4 TEE, 1/4"FPT X 1/4"FPT X 1/4"FPT	29	0	1.000	EA	P4		01/03/86	99/99/99
D10297X12HA FIRE SUPP. HA	30	0	1.000	EA	M		01/03/86	99/99/99
4009030512 BLOW OUT CAP	31	0	4.000	EA	P4		12/10/91	99/99/99
COMMENT COMMENT	200	0	.000	EA	Z		01/03/86	99/99/99



REFERENCE	QUANTITY	PART NUMBER	DESCRIPTION
1.....	1.....	A9011-114.....	AXLE HOUSING
2.....	1.....	A9011-115.....	TRUNNION BRACKET
3.....	1.....	A9011-116.....	TRUNNION BRACKET
4.....	2.....	A9011-117.....	SEAL
5.....	2.....	A9011-118.....	THRUST WASHER
6.....	2.....	A9011-119.....	BUSHING
7.....	2.....	A9011-120.....	PIN
8.....	1.....	A9011-121.....	PLATE
9.....	10.....	7/8NC X 2 1/2.....	BOLT

CONTINUED ON SHEET 2

REV. A

SHT. 1 OF 2



AXLE ASSEMBLY

2/96

A9011-008

SEMI-FLUID GREASE

NLGI GRADE NUMBER
 MOTORMATIC GREASE WORKER TEST
 ASTM D-217A

000 000

NOT MORE THAN 25% CHANGE IN
 CONSISTENCY IN 10,000 STROKES.

DROP POINT ASTM D-566
 TIMKEN EP TEST ASTM D-2509
 FOUR BALL EP TEST ASTM D-2596

NOT LESS THAN 250°F. 330°F
 NOT LESS THAN 20 LBS. 45#
 LOAD WEAR INDEX-NOT LESS THAN
 30 LOAD WEAR INDEX VALUE. WELD 37
 POINT-NOT LESS THAN 150 KG. 220
 WELD POINT.

FOUR BALL WEAR TEST ASTM D-2266
 7KG. LOAD AT 1800 RPM @ 130°F., ONE HOUR

NOT MORE THAN .60MM SCAR 0.43
 DIAMETER

FALEX WEAR TEST @ 500 LBS., ONE HOUR

NOT MORE THAN 15 TEETH.

MOISTURE CORROSION TEST


PASS PASS

LIST OF APPROVED SUPPLIERS

INCLUSION IN THIS LIST MEANS ONLY THAT THE PRODUCT HAS BEEN EVALUATED FOR
 SATISFACTORY PERFORMANCE PROPERTIES.

OIL COMPANIES WISHING TO BE INCLUDED IN THIS LISTING MUST FIRST SUBMIT
 SATISFACTORY RESULTS OF TESTS SHOWN ON SHEET 1 OF THIS SPECIFICATION.

<u>SUPPLIER</u>	<u>BRAND NAME</u>
1. TEXACO LUBRICATION CO.	NOVATEX EP 000
2. CENTURY OILS LIMITED	JOY LOADER SEMI-FLUID GREASE
3. HYDROTEX	MPD-60 ULTRA E.P. 000
4. PENNZOIL	SEMI-FLUID 760 GREASE
5. UNOCAL	MM GREASE
6. EXXON	LIDOK E.P. 000

REV	A	SHT 1	OF 1
 LONG-AIRDOX			
SEMI-FLUID GREASE			
5/95	SPEC 100-4		


WORM GEAR LUBRICANT (COMPOUNDED CYLINDER OIL)

LIST OF APPROVED SUPPLIERS


INCLUSION IN THIS LIST MEANS ONLY THAT THE PRODUCT HAS BEEN EVALUATED FOR SATISFACTORY PERFORMANCE PROPERTIES.

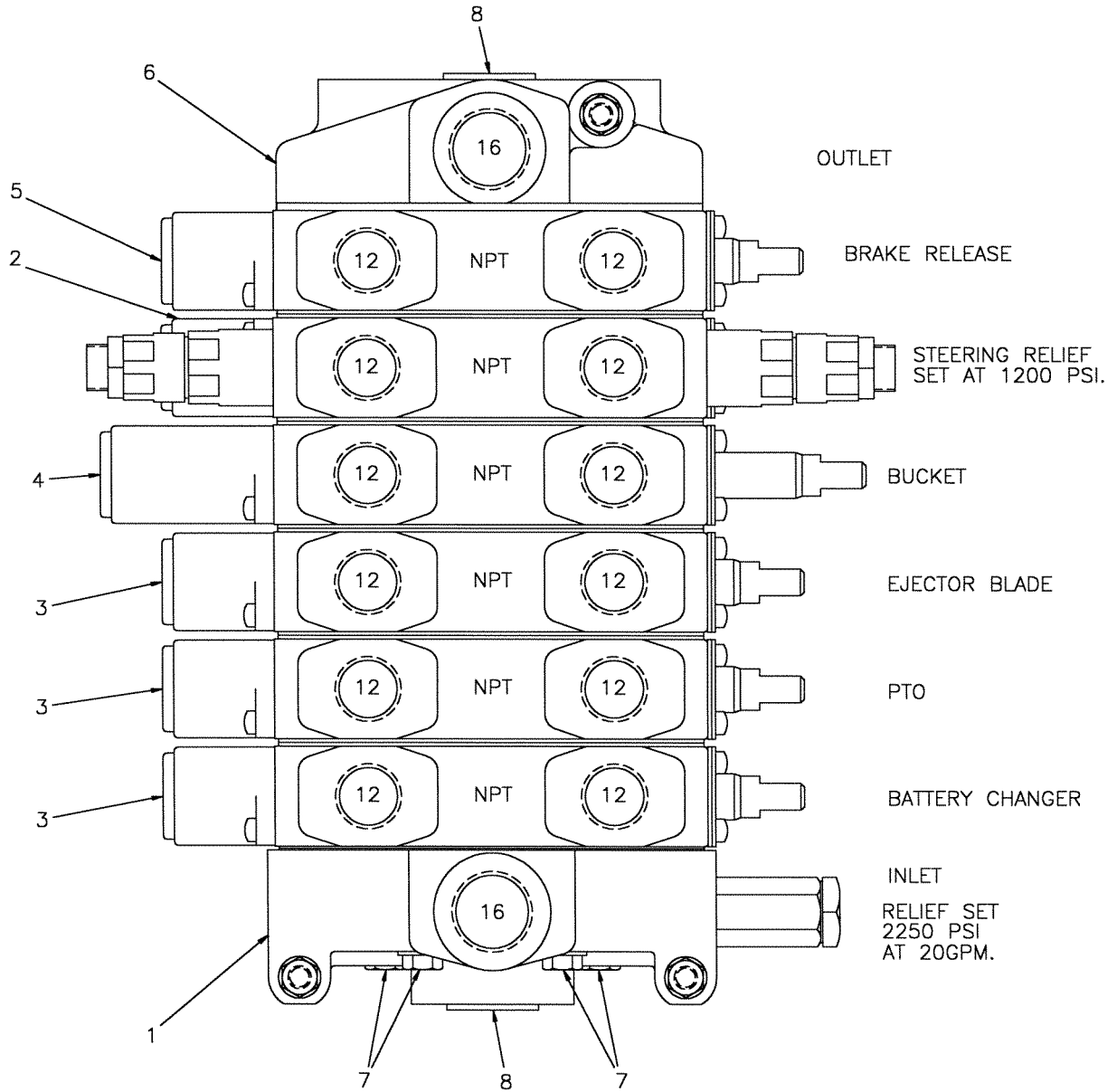
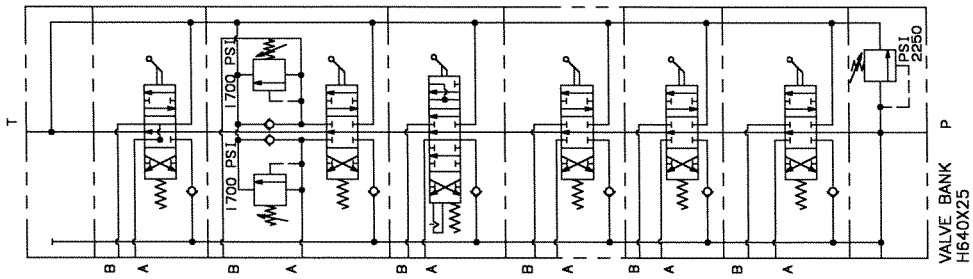
OIL COMPANIES WISHING TO BE INCLUDED IN THIS LISTING MUST FIRST SUBMIT SATISFACTORY RESULTS OF TESTS SHOWN ON SHEET 1 OF THIS SPECIFICATION.

<u>SUPPLIER</u>	<u>BRAND NAME</u>
1. AMOCO OIL CO	CYLINDER OIL NO. 1000
2. MOBIL OIL CORP.	EXTRA HECLA SUPER CYLINDER OIL
3. CHEVRON U. S. A.	CHEVRON CYLINDER OIL W ISO 1000
4. SUN OIL COMPANY	SUN STEAM CYLINDER OIL
5. UNOCAL 76	WORM GEAR LUBE 250 OR STEVALC
6. CENTURY LUBRICATING OILS, INC.	GARWAL 680
7. ATLANTIC RICHFIELD CO.	MODOC 195
8. TEXACO, LUBRICANTS CO.	650 T CYLINDER OIL 1000
9. EXXON	CYLESSTIC TK-1000
10. PENNZOIL	CYLINDER OIL #1000
11. CONOCO INC.	INCA OIL 1000

REV	A	SHT 2	OF 2
 LONG-AIRDOX			
WORM GEAR LUBRICANT (COMPOUNDED CYLINDER OIL)			
5/95	SPEC 100-9		


NO DRAWING AVAILABLE


REV. #	SHT. 1 OF 1
 LONG-AIRDOX	
LATERAL LIFT CYLINDER ASSEMBLY	
10-98	H1116

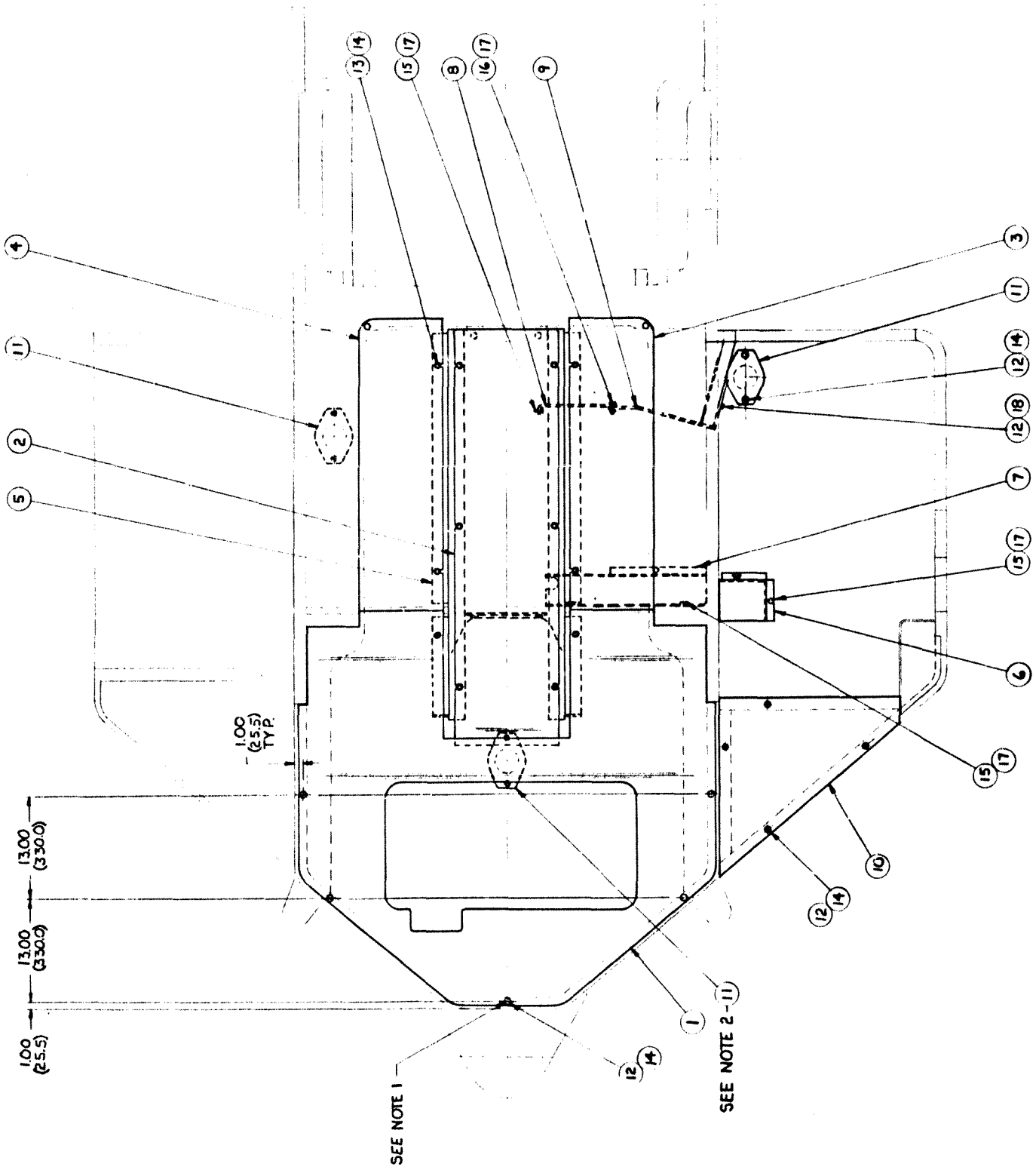


PC #	QTY	PART NUMBER	DESCRIPTION
1	1	4010014378	INLET
2	1	4010014371	WORKING SECTION
3	3	H505-B	WORKING SECTION
4	1	H642	WORKING SECTION
5	1	9510010300	WORKING SECTION
6	1	4010014381	OUTLET
7	4	9510007500	STUD ASSEMBLY
8	2	111007X16	ALLEN PLUG NPT

NOTE:
TORQUE VALVE SECTION
BODY BOLTS TO 29 ft. lbs.

REV	B	SHT 1	OF 1
 LONG-AIRDOX			
VALVE BANK ASSEMBLY			
5/97	H640X25		



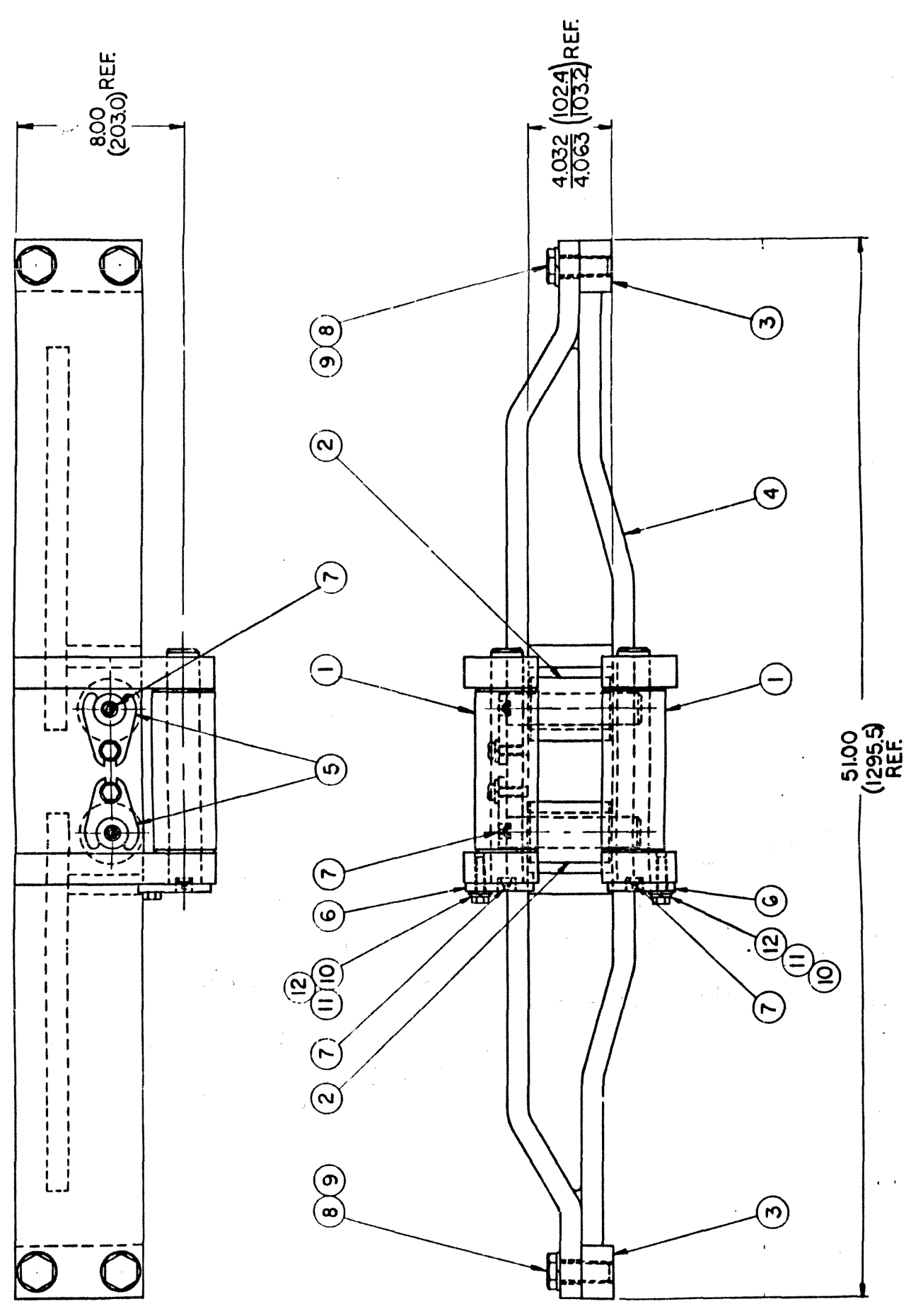


NOTES:
 1. DRILL .44 DIA, TAP 1/2-13NC x 1.00 DEEP
 7 PLACES
 2. REF. NO. 11 TO BE POSITIONED WITH 4 FLAT WASHERS. 2 BETWEEN REF. NO. 11 & DECK PLATE, AND 2 IN STANDARD POSITION.

THIS DRAWING IS THE PROPERTY OF INGESTER-SOLLER-RAUD, INC. IT IS TO BE KEPT IN CONFIDENCE AND NOT TO BE REPRODUCED OR TRANSMITTED IN ANY FORM OR BY ANY MEANS, ELECTRONIC OR MECHANICAL, INCLUDING PHOTOCOPYING, RECORDING, OR BY ANY INFORMATION STORAGE AND RETRIEVAL SYSTEM. THE USER OF THIS DRAWING SHALL BE RESPONSIBLE FOR OBTAINING ALL NECESSARY RIGHTS AND PERMISSIONS FROM THE APPLICABLE PATENT OFFICE. THE USER SHALL BE RESPONSIBLE FOR OBTAINING ALL NECESSARY RIGHTS AND PERMISSIONS FROM THE APPLICABLE PATENT OFFICE. THE USER SHALL BE RESPONSIBLE FOR OBTAINING ALL NECESSARY RIGHTS AND PERMISSIONS FROM THE APPLICABLE PATENT OFFICE.

	FRONT COVER ASSEMBLY
PART NO. 110 REV. 1	DRAWN BY: [Signature] CHECKED BY: [Signature]
QUANTITY: 1 UNIT: EACH	MATERIAL: 304 STAINLESS STEEL
FINISH: POLISHED	TOLERANCES: DECIMALS: .0005 INCHES FRACTIONS: 1/64 INCHES
WEIGHT: 0.100 LB. VOLUME: 0.000 CU. IN.	PART NO. 110
DRAWING NO. 110	D 5622 x 9

REVISES		DESCRIPTION		DATE		APP	
LTR	ZONE						



565 ENGINEERING CENTER S&S CORPORATION Part of worldwide Ingersoll-Rand BRISTOL, VIRGINIA 24301		TITLE WINCH CABLE GUIDE ASSEMBLY		NO. OF SCALE PRINTS C 13409		SCALE 36 1/3		SHEET NO. 4	
TEMPL. OR TAPE NO. <i>M</i>		THIRD ANGLE PROJECTION		DIMENSIONS BY <i>W. J. [Signature]</i>		CHECKED BY <i>[Signature]</i>		APPROVED BY <i>[Signature]</i>	
MATERIAL <i>M</i>		UNPRECISED TOLERANCES UNLESS OTHERWISE SPECIFIED IN- DIMENSIONS 1 PLACE 0.005 IN. 0.130 MM 2 PLACE 0.001 IN. 0.025 MM 3 PLACE 0.0005 IN. 0.0127 MM FRACTIONS 1/16 IN. 1.5875 MM		DATE 1-20-71		DATE 		DATE 	
THIS DRAWING CONTAINS CONFIDENTIAL AND TRADE SECRET INFORMATION, IS THE PROPERTY OF S. S. CORPORATION, AND IS GIVEN TO YOU BY THE CENTER IN ACCORDANCE WITH THE POLICY OF S. S. CORPORATION. IT IS NOT TO BE REPRODUCED, COPIED, OR TRANSMITTED IN ANY MANNER WITHOUT THE WRITTEN AUTHORIZATION OF S. S. CORPORATION. IF YOU ARE NOT AUTHORIZED TO RECEIVE THIS INFORMATION, IT WILL BE DESTROYED. THE DRAWING OR ANY COPY THEREOF OR THE INFORMATION ON THIS DRAWING IS NOT TO BE REPRODUCED, COPIED, OR TRANSMITTED IN ANY MANNER WITHOUT THE WRITTEN AUTHORIZATION OF S. S. CORPORATION. IF YOU ARE NOT AUTHORIZED TO RECEIVE THIS INFORMATION, IT WILL BE DESTROYED. RETURN THE DRAWING, ALL COPIES THEREOF, AND ALL MATERIAL, COPIES THEREOF.									

CLICK HERE TO **DOWNLOAD** THE COMPLETE MANUAL

- Thank you very much for reading the preview of the manual.
- You can download the complete manual from: www.heydownloads.com by clicking the link below



- Please note: If there is no response to CLICKING the link, please download this PDF first and then click on it.

CLICK HERE TO **DOWNLOAD** THE COMPLETE MANUAL