
325D 325D L

Track-Type Excavators

Powered by C7 Engine

SERIAL NUMBER

CJM1-Up(Vehicle)

DAP1-Up(Vehicle)

PEH1-Up(Vehicle)

KHX00132-Up(Engine)

CLICK HERE TO **DOWNLOAD** THE COMPLETE MANUAL

- Thank you very much for reading the preview of the manual.
- You can download the complete manual from: www.heydownloads.com by clicking the link below



- Please note: If there is no response to CLICKING the link, please download this PDF first and then click on it.

CLICK HERE TO **DOWNLOAD** THE COMPLETE MANUAL

INDEX

Name	Page	Name	Page
COVER GP - FRONT HOUSING.....	42	FILTER GP.....	114
COVER GP - VALVE MECHANISM.....	39	FILTER GP - ENGINE OIL.....	58
CRANKSHAFT GP.....	27	FILTER GP - HYDRAULIC.....	370
CYLINDER & LINES GP - BOOM.....	389		375
CYLINDER & LINES GP - BUCKET.....	392	FINAL DRIVE GP.....	273
CYLINDER & LINES GP - STICK.....	390	FLOORMAT.....	678
CYLINDER & SEAL GP - BOOM.....	394	FLYWHEEL GP.....	54
CYLINDER & SEAL GP - BUCKET.....	402	FRAME AS - UNDERCARRIAGE.....	334
CYLINDER & SEAL GP - STICK.....	396	FRAME GP - UPPER.....	328
CYLINDER BLOCK GP.....	18	FUMES DISPOSAL GP.....	65
CYLINDER GP - BUCKET.....	408		
CYLINDER GP - STICK.....	406	G	
CYLINDER HEAD AS.....	35	GAUGE AS.....	369
CYLINDER HEAD GP.....	32	GAUGE GP - OIL LEVEL (DIPSTICK).....	66
D		GEAR & BEARING GP - SWING.....	322
DAMPER & PULLEY GP.....	46	GEAR GP - FRONT.....	48
DOOR AS.....	289	GUARD AR - OVERHEAD.....	666
DOOR GP.....	287	GUARD GP - BOTTOM.....	310
DOOR GP - CAB.....	638	GUARD GP - BUCKET CYLINDER.....	419
DRIVE GP - FAN.....	51	GUARD GP - FRONT WINDOW.....	668
DRIVE GP - PUMP.....	387	GUARD GP - OVERHEAD.....	667
DRIVE GP - SWING.....	530	GUARD GP - SWIVEL.....	313
DUCT GP - AIR.....	720	GUARD GP - TRACK GUIDE.....	343
		GUARD GP - TRAVEL MOTOR.....	354
E			
ELBOW GP - AIR INLET.....	85	H	
ELECTRONICS GP.....	216	HANDHOLD GP.....	309
ENGINE AR.....	11		
ENGINE AR - COMPLETE.....	12		
ENGINE AR - CORE.....	16		
F			
FAN GP - SUCTION.....	80		
FASTENER GP - FRONT HOUSING.....	44		
FASTENER GP - LIFTING.....	29		
FASTENER GP - SWING & FINAL DR.....	276		
FASTENER GP - VALVE MECHANISM.....	40		
FENDER & COVER GP.....	308		
FILM GP.....	808		
FILTER AR.....	476		

ENGINE ARRANGEMENT

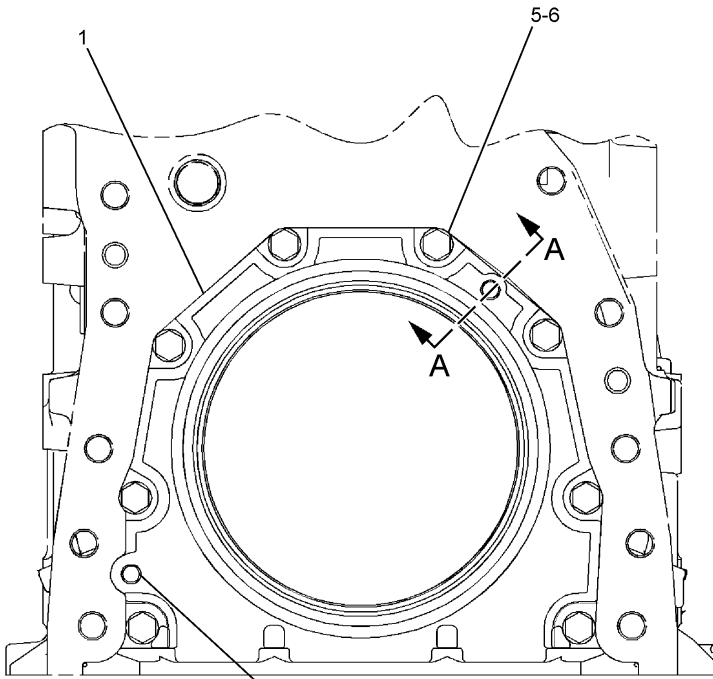
Consists of :

			Page
BASIC ENGINE			
1	212-4289	CAMSHAFT GP.....	30
1	211-9120	COVER GP-FRONT HOUSING.....	42
1	210-5590	CRANKSHAFT GP.....	27
1	221-4482	CYLINDER BLOCK GP.....	18
1	219-5849	CYLINDER HEAD GP.....	32
1	205-1321	GEAR GP-FRONT.....	48
1	245-3260	HOUSING GP-FRONT.....	41
6	210-5592	PISTON & ROD GP.....	31
1	232-3717	VALVE MECHANISM GP.....	36
LUBRICATION SYSTEM			
1	192-2981	PUMP GP-ENGINE OIL.....	60
COOLING SYSTEM			
1	117-3643	COOLER GP-ENGINE OIL.....	69

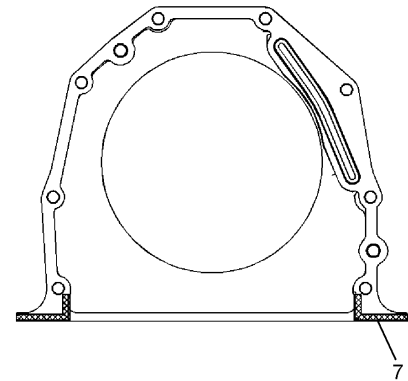
H90469E 00

236-4284 ENGINE AR-CORE (1/2)
Part of 235-8135-Page12

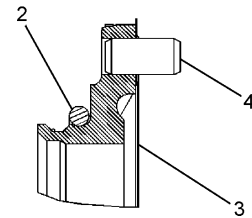
BASIC ENGINE



FRONT VIEW OF ENGINE



REAR VIEW OF ENGINE



A - A

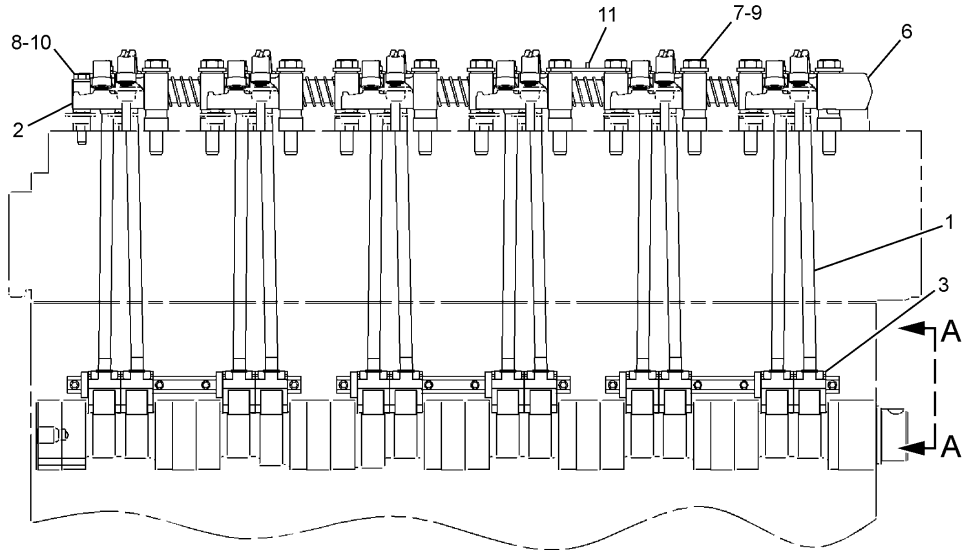
NOTE	No.	PART No.	QTY	PART NAME	NOTE	No.	PART No.	QTY	PART NAME
	1	2W-6546	1	COVER					
	2	8C-3091	1	SEAL					
	3	239-0583	1	GASKET					
	4	6V-3538	2	DOWEL					
	5	6V-3940	8	BOLT (L=25mm)					
	6	9M-1974	8	WASHER					
B	7	4C-9612		SEALANT					

B—USE AS REQUIRED

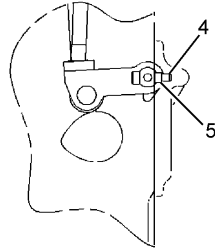
H90283E 11

4W-3462 CARRIER GP-SEAL
Part of 235-8135-Page12

BASIC ENGINE



RIGHT SIDE VIEW OF ENGINE



A - A

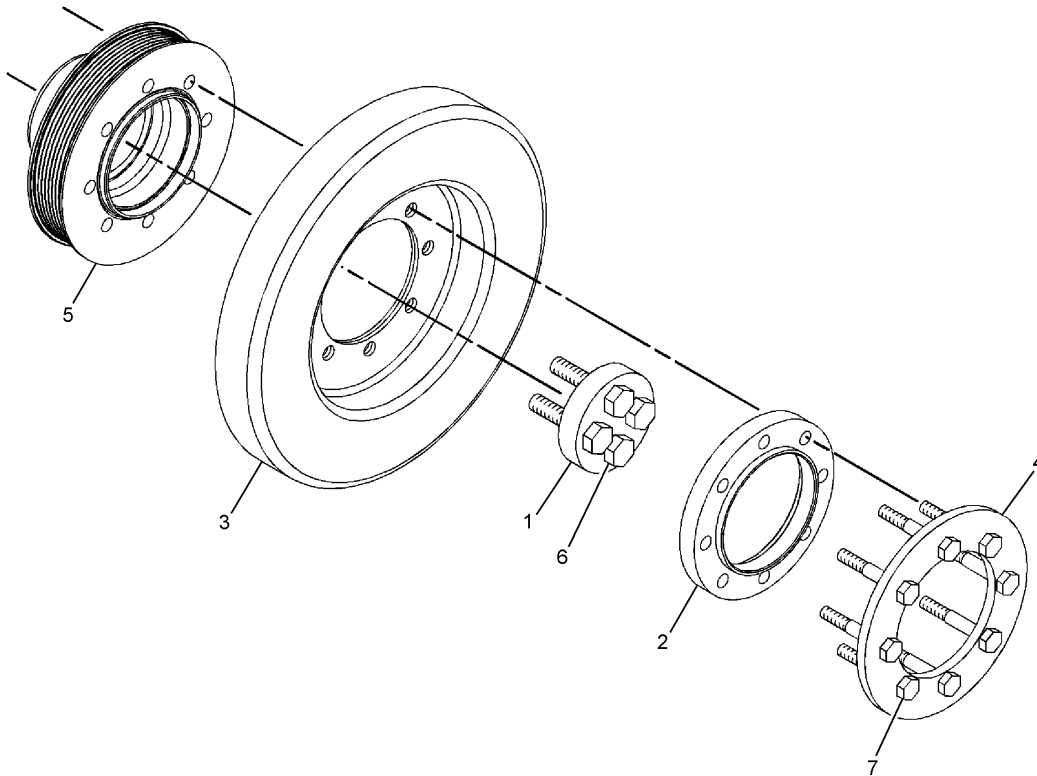
NOTE	No.	PART No.	QTY	PART NAME	NOTE	No.	PART No.	QTY	PART NAME
	1	133-6379	12	ROD					
	2	219-3309	6	BRIDGE					
Y	3	139-4081	3	LIFTER GP					
	4	8T-8442	12	BOLT (L=30mm)					
	5	3E-9412	6	DOWEL					
Y	6	235-5528	1	MECHANISM GP					
	7	6V-5696	11	BOLT (L=80mm)					
	8	9M-1974	2	WASHER					
	9	3H-7654	9	WASHER					
	10	8T-0100	2	BOLT (L=60mm)					
	11	232-1754	1	CLIP					

Y—SEE SEPARATE ILLUSTRATION

H90407E 00

232-3717 VALVE MECHANISM GP
 Part of 236-4284-Page16
 235-5528-Page37,139-4081-Page38

BASIC ENGINE

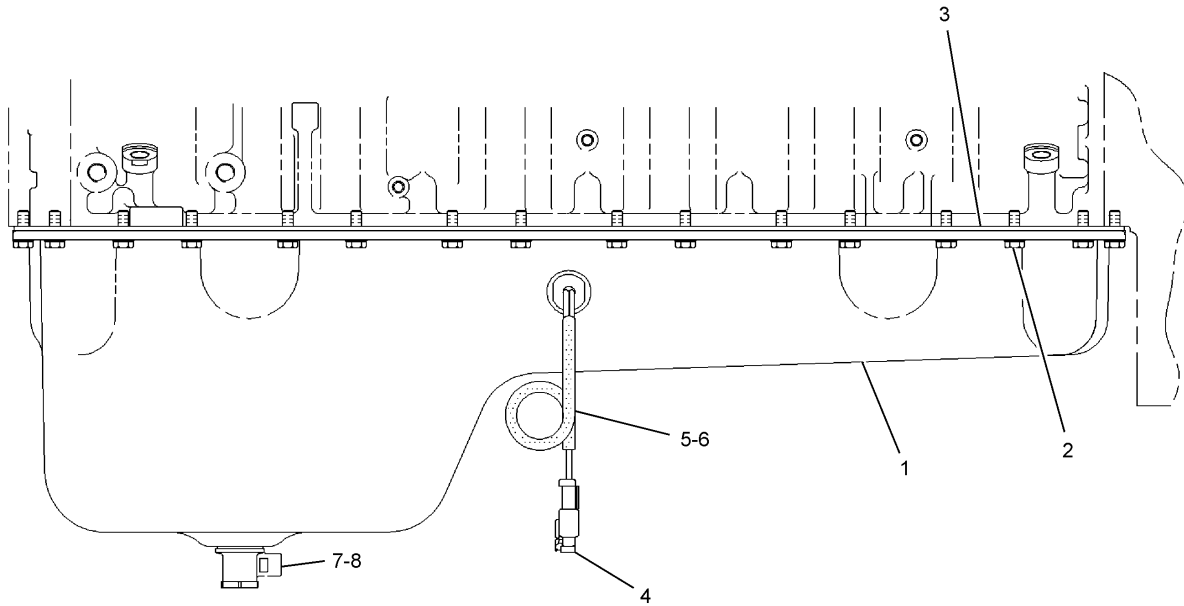


NOTE	No.	PART No.	QTY	PART NAME	NOTE	No.	PART No.	QTY	PART NAME
	1	2W-7381	1	WASHER					
	2	116-6332	1	SPACER					
	3	167-8121	1	DAMPER AS					
	4	228-3621	1	SPACER					
	5	263-1826	1	PULLEY					
	6	8T-3666	4	BOLT (L=60mm)					
	7	8T-5035	8	BOLT (L=65mm)					

H90306E 00

263-1850 DAMPER & PULLEY GP
Part of 235-8135-Page12

BASIC ENGINE



LEFT SIDE VIEW OF ENGINE

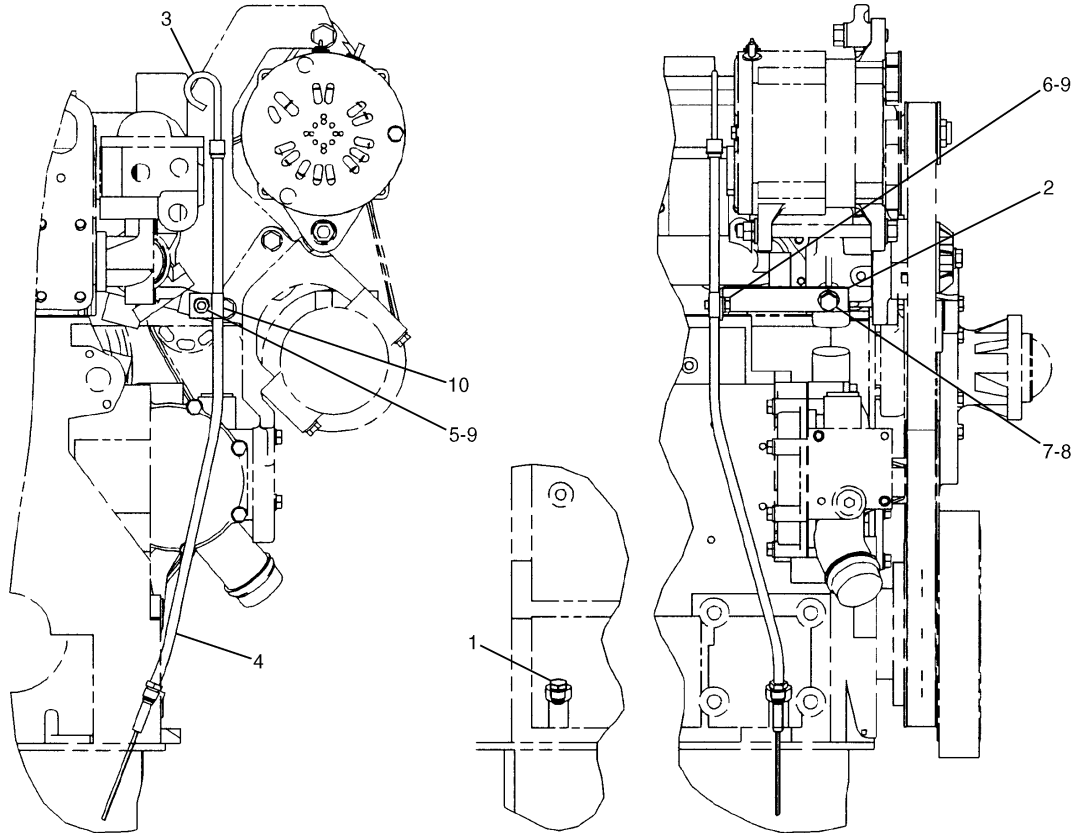
NOTE	No.	PART No.	QTY	PART NAME	NOTE	No.	PART No.	QTY	PART NAME
B	1	176-9430	1	PAN AS					
	2	175-3676	36	BOLT (L=20mm)					
	3	166-2905	1	SEAL					
	4	136-4303	1	PLUG AS					
		155-2270	1	PLUG KIT					
		3E-3362	1	WEDGE					
		8T-8737	2	PLUG					
	5	213-0677	1	SWITCH AS					
	3E-3365	1	WEDGE						
	144-1636	1	PIN						
	102-8802	1	RECEPTACLE KIT						
6	189-9377	1	SEAL-O-RING (ID=23.47mm)						
7	203-4183	1	VALVE AS						
8	2K-8199	1	SEAL-O-RING (ID=28.24mm)						

B—USE AS REQUIRED

H90413E 03

176-9429 PAN GP-OIL
Part of 235-8135-Page12

LUBRICATION SYSTEM



REAR VIEW OF ENGINE

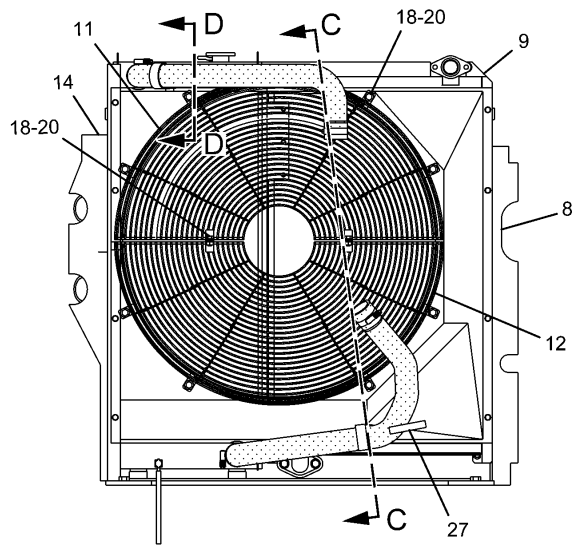
RIGHT SIDE VIEW OF ENGINE

NOTE	No.	PART No.	QTY	PART NAME	NOTE	No.	PART No.	QTY	PART NAME
	1	1S-2563	3	PLUG					
	2	134-8226	1	BRACKET					
	3	176-4179	1	GAUGE					
	4	183-2851	1	TUBE AS					
	5	5P-7970	1	NUT					
	6	6V-5217	1	BOLT (L=20mm)					
	7	6V-5839	1	WASHER					
	8	6V-6317	1	BOLT (L=20mm)					
	9	9M-1974	2	WASHER					
	10	9S-1350	1	CLIP					

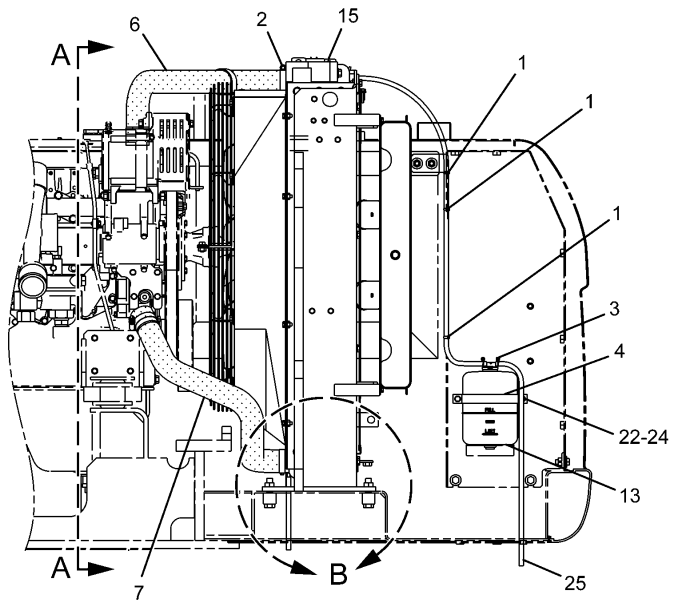
H90377E 01

177-4814 GAUGE GP-OIL LEVEL (DIPSTICK)
Part of 235-8135-Page13

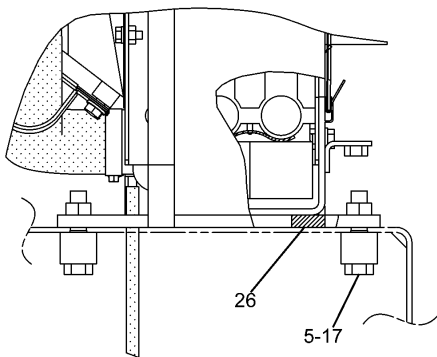
COOLING SYSTEM



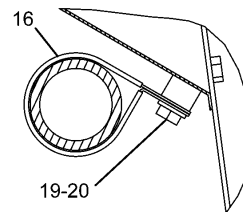
A - A



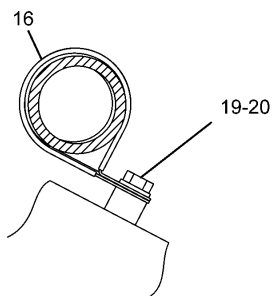
FRONT VIEW



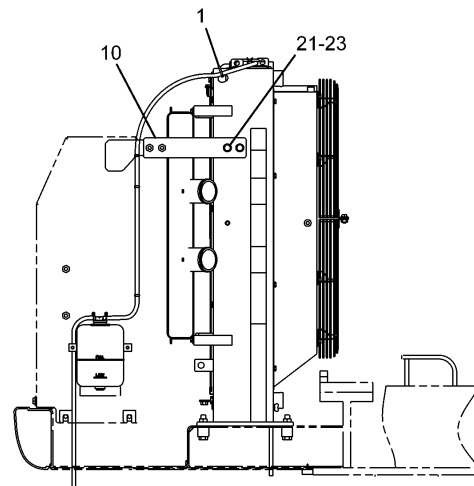
B



C - C



D - D

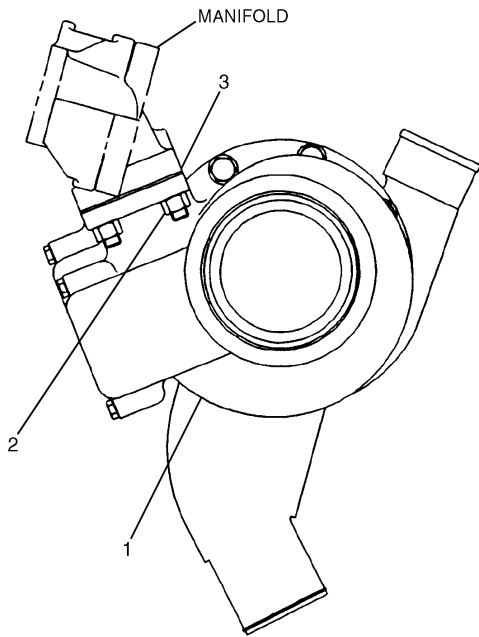


REAR VIEW

H93966E 05

245-9295 RADIATOR & HYD OIL COOLER GP
265-3688-Page78

AIR INLET AND EXHAUST SYSTEM



NOTE	No.	PART No.	QTY	PART NAME
Y	1	177-0440	1	TURBOCHARGER GP
	2	3E-8017	4	LOCKNUT
	3	7C-7431	1	GASKET

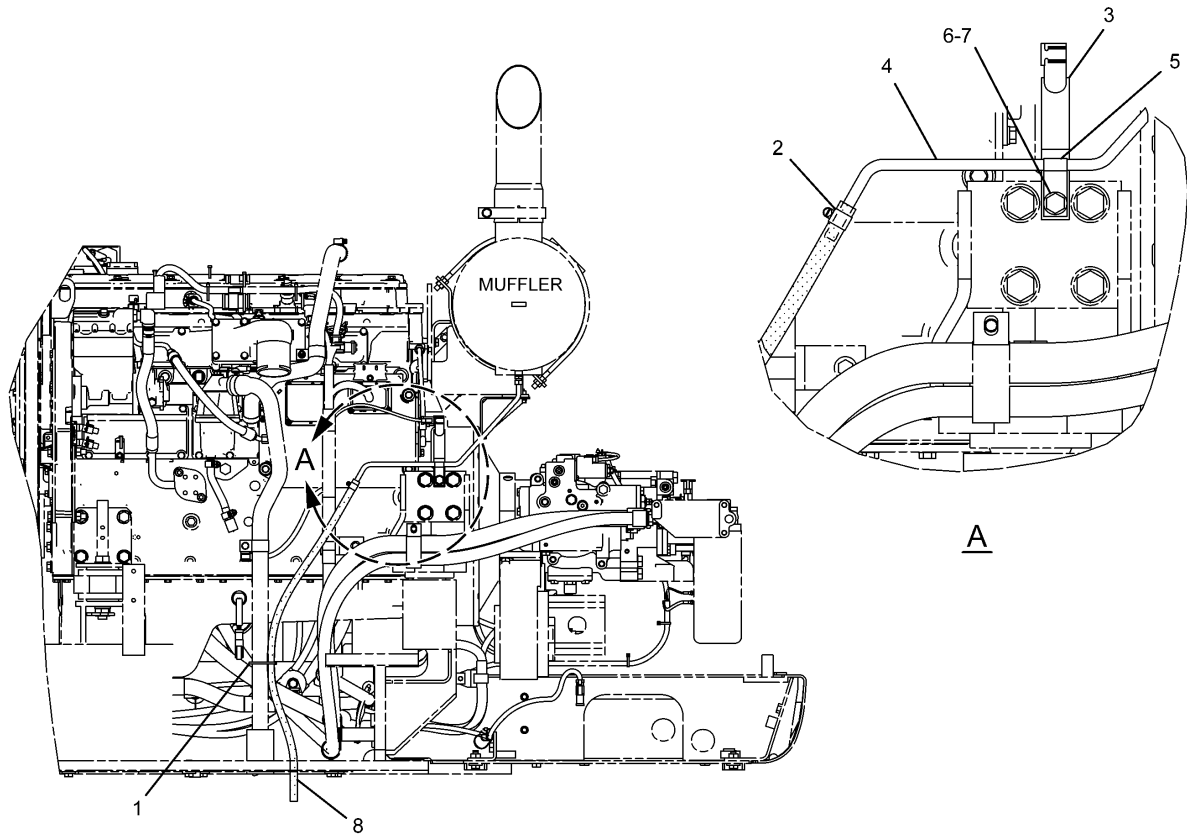
Y-SEE SEPARATE ILLUSTRATION

H74803E 00

177-0438 TURBOCHARGER GP

Part of 236-4284-Page17
177-0440-Page87

AIR INLET AND EXHAUST SYSTEM



RIGHT SIDE VIEW OF ENGINE

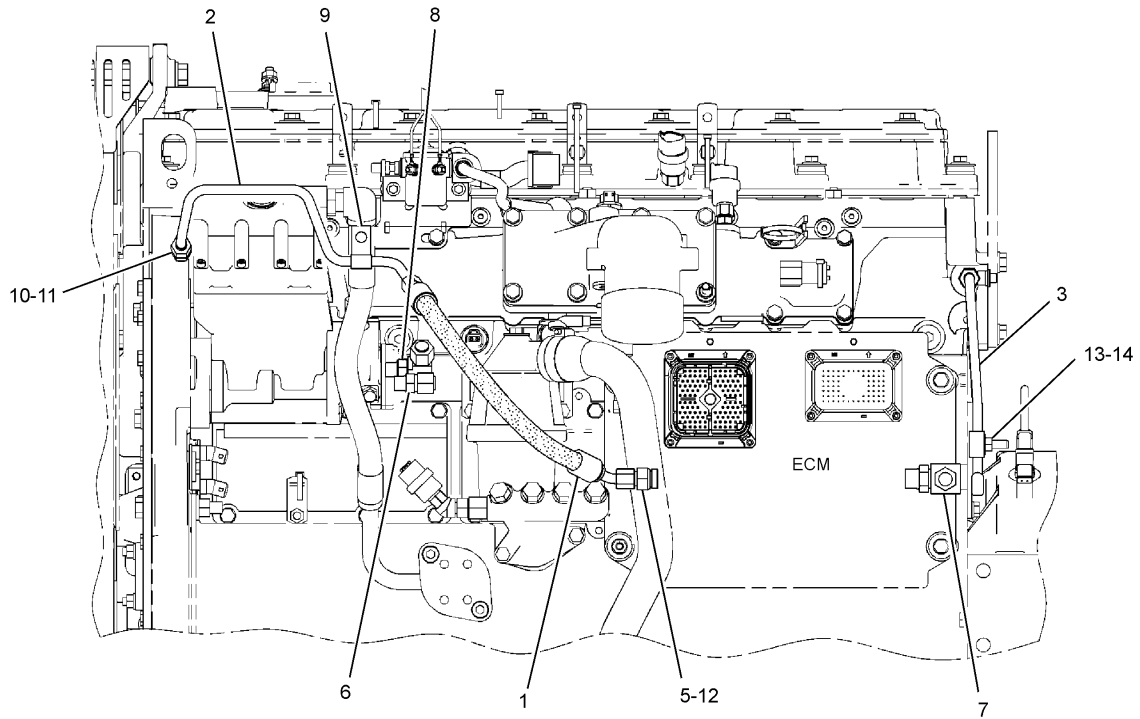
NOTE	No.	PART No.	QTY	PART NAME	NOTE	No.	PART No.	QTY	PART NAME
	1	3S-2093	1	STRAP					
	2	5P-4961	1	CLAMP					
	3	178-6626	1	SUPPORT AS					
	4	272-4625	1	PIPE AS					
	5	171-9073	1	CLIP					
	6	8T-4121	1	WASHER					
	7	8T-4136	1	BOLT (L=25mm)					
E	8	5P-1442		HOSE...(84cm)					

E—ORDER BY THE CENTIMETER

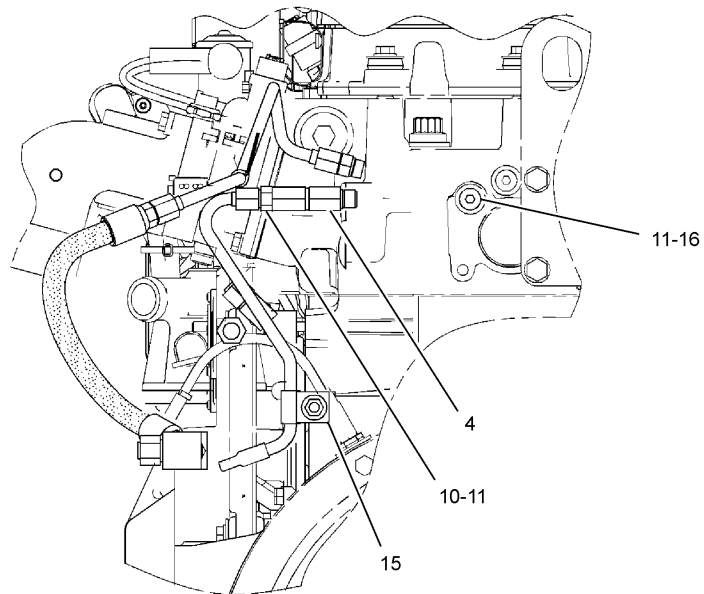
H90617E 00

272-4624 LINES GP-DRAIN

FUEL SYSTEM



LEFT SIDE VIEW OF ENGINE

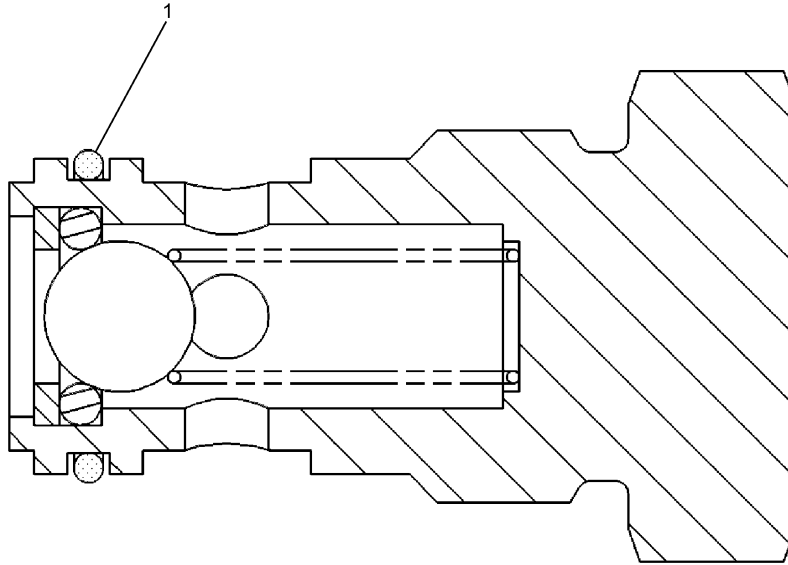


REAR VIEW OF ENGINE

H90386E 00

231-3046 LINES GP-FUEL
Part of 235-8135-Page13
232-0343-Page108

FUEL SYSTEM

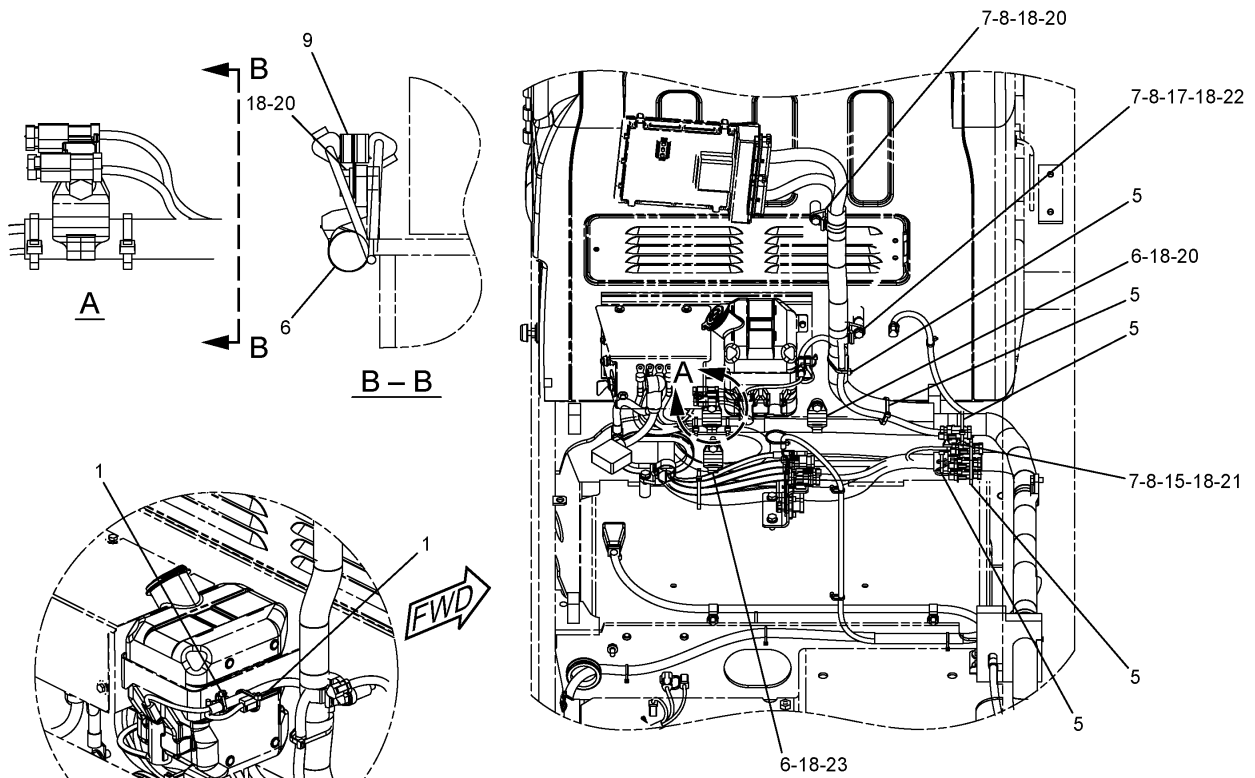


NOTE	No.	PART No.	QTY	PART NAME	NOTE	No.	PART No.	QTY	PART NAME
	1	9 X - 7737	1	SEAL-O-RING (ID=15.60mm)					

H90336E 01

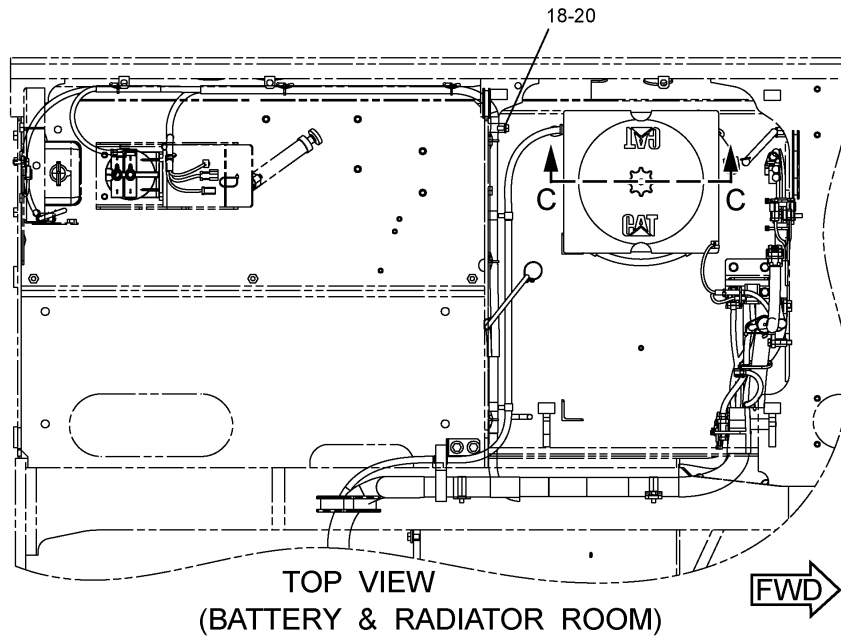
139-6873 VALVE GP-FUEL BYPASS
Part of 223-3046-Page111

ELECTRICAL AND STARTING SYSTEM

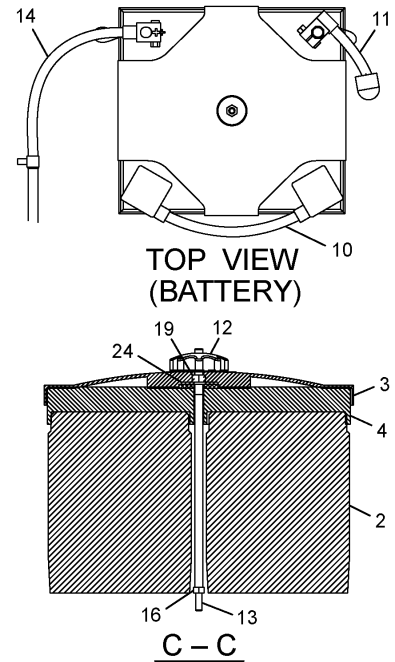


BATTERY ROOM 2

WASHER TANK



TOP VIEW
(BATTERY & RADIATOR ROOM)

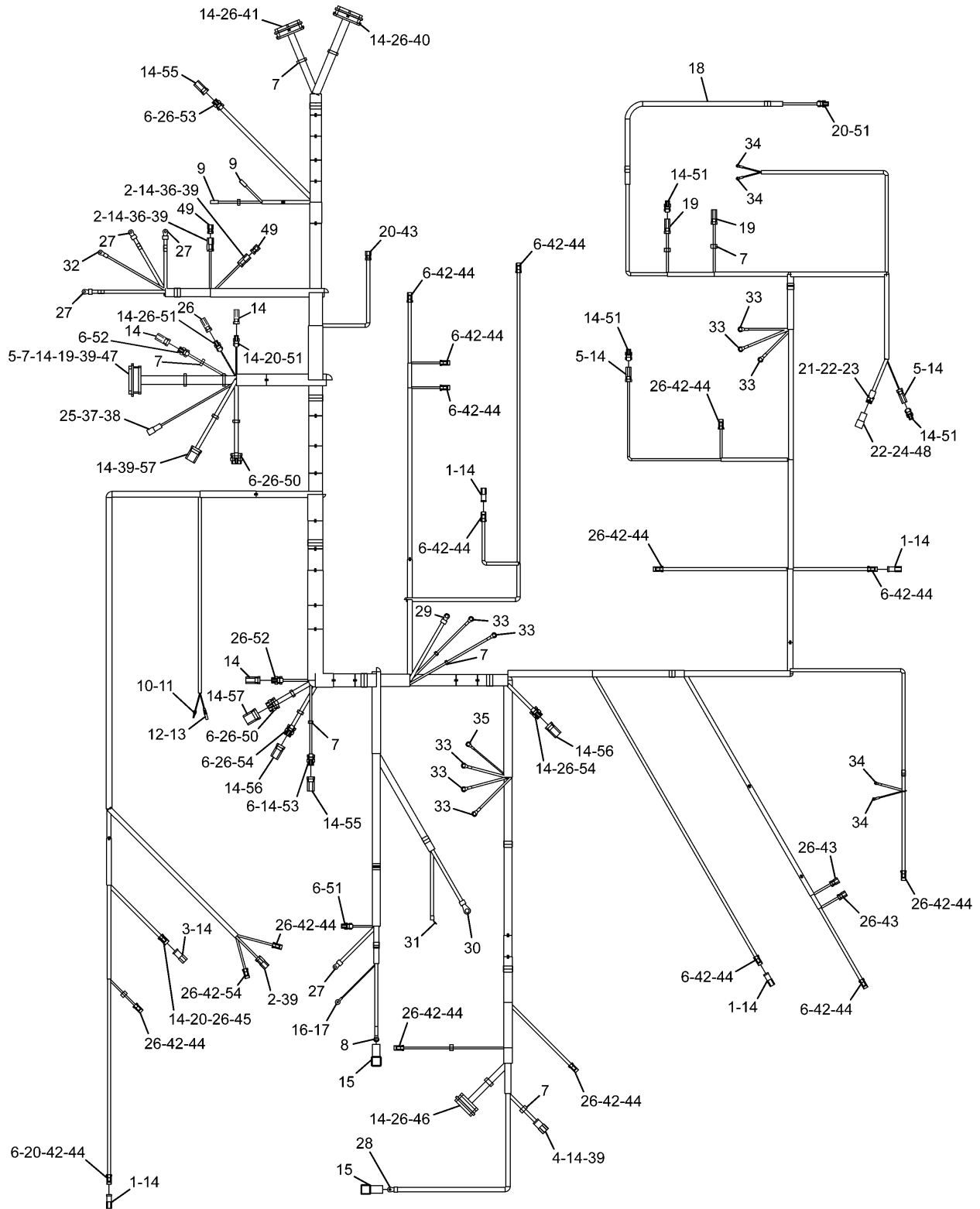


TOP VIEW
(BATTERY)

C - C

H94648E 07

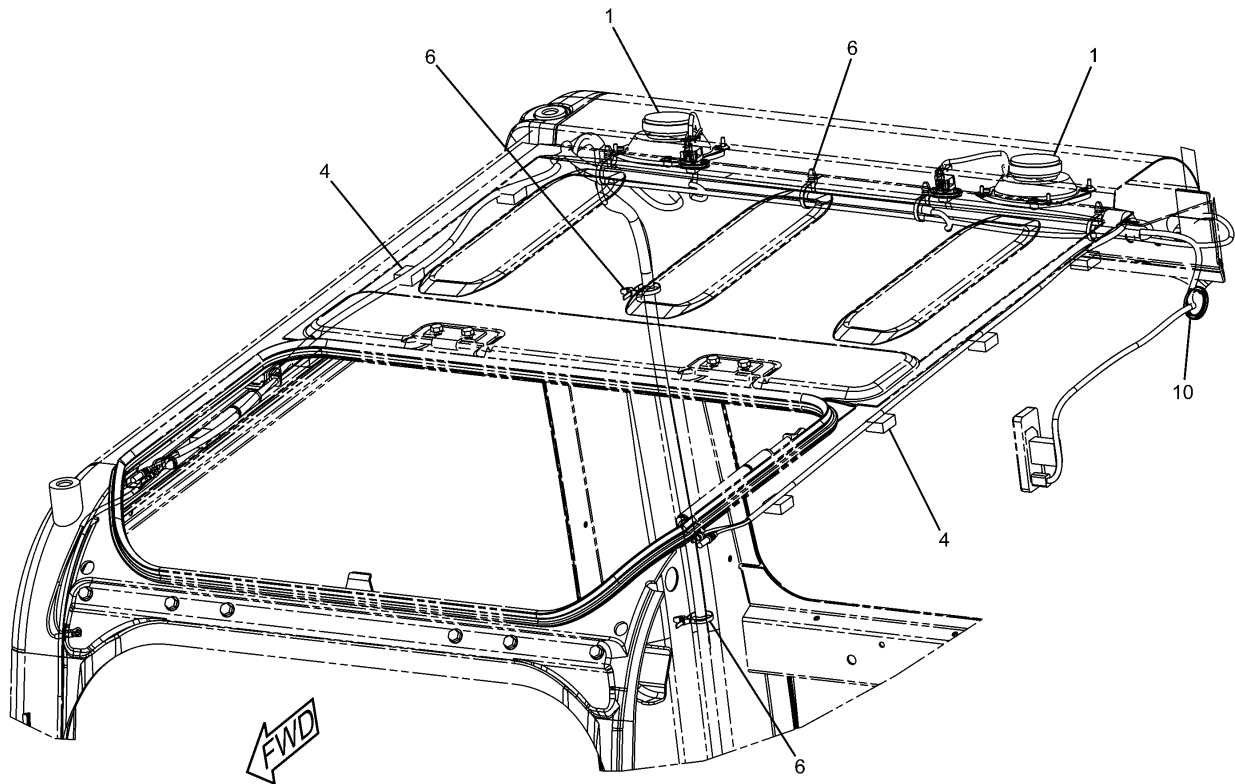
ELECTRICAL AND STARTING SYSTEM



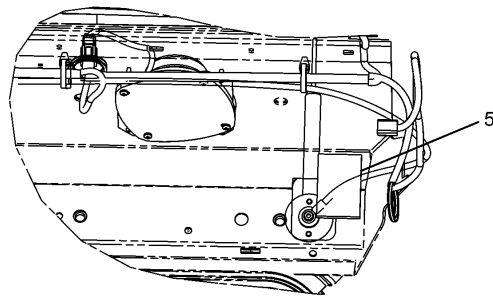
H93973E 00

283-2932 HARNESS AS
Part of 251-0429-Page125

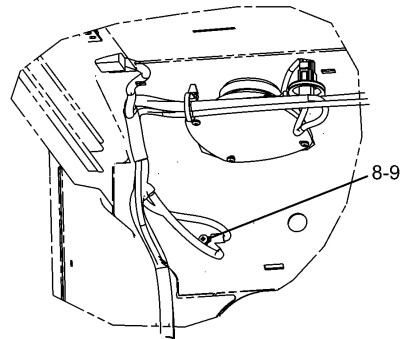
ELECTRICAL AND STARTING SYSTEM



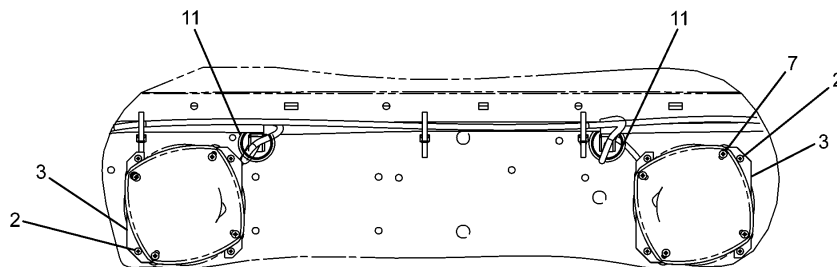
TOP VIEW OF THE CAB



INSIDE VIEW OF THE CAB



GROUND OF THE UPPER RIGHT

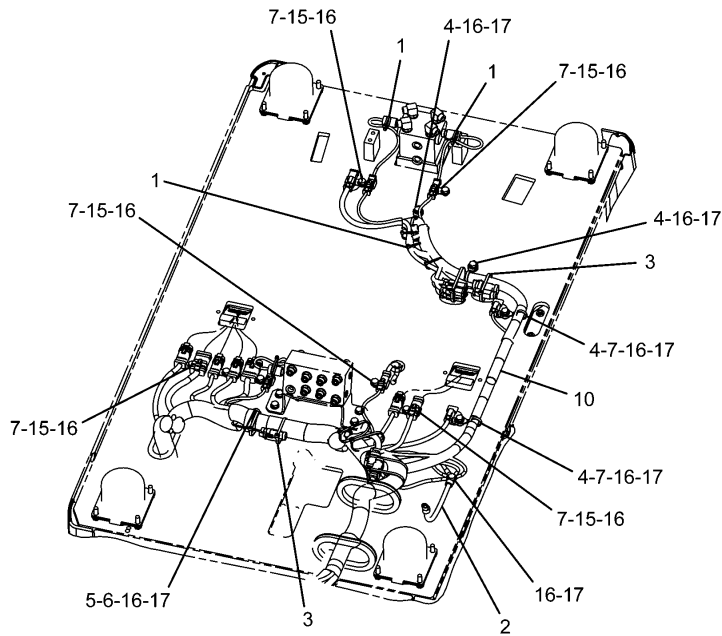


FRONT VIEW OF THE SPEAKER

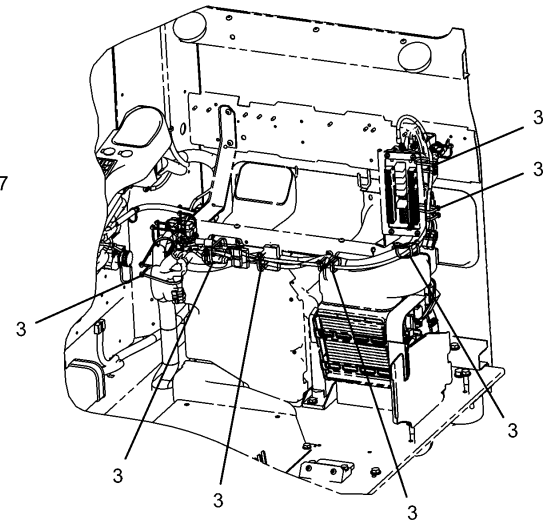
H91322E 04

251-0432 WIRING GP-CAB (4/4)

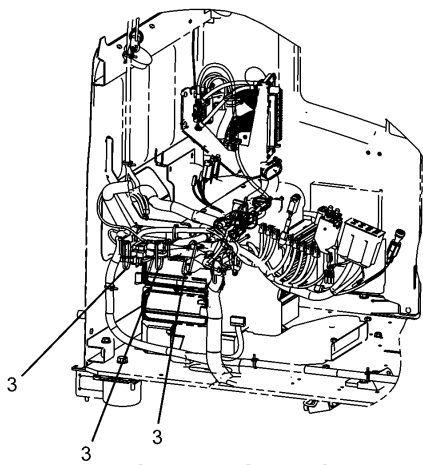
ELECTRICAL AND STARTING SYSTEM



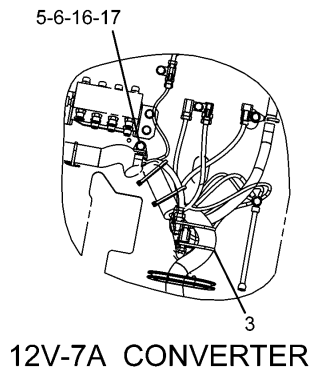
BOTTOM VIEW



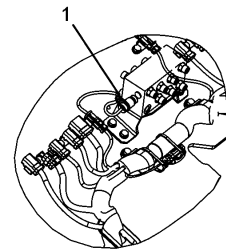
CAB LEFT SIDE



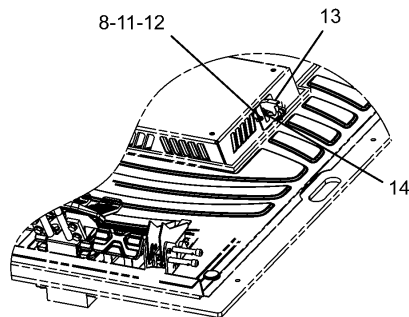
CAB RIGHT SIDE



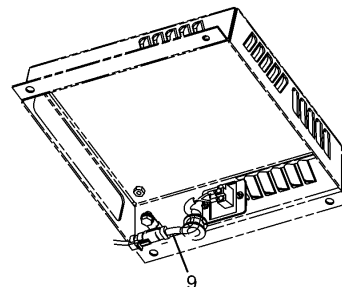
12V-7A CONVERTER



IMPLEMENT PRESS. SW



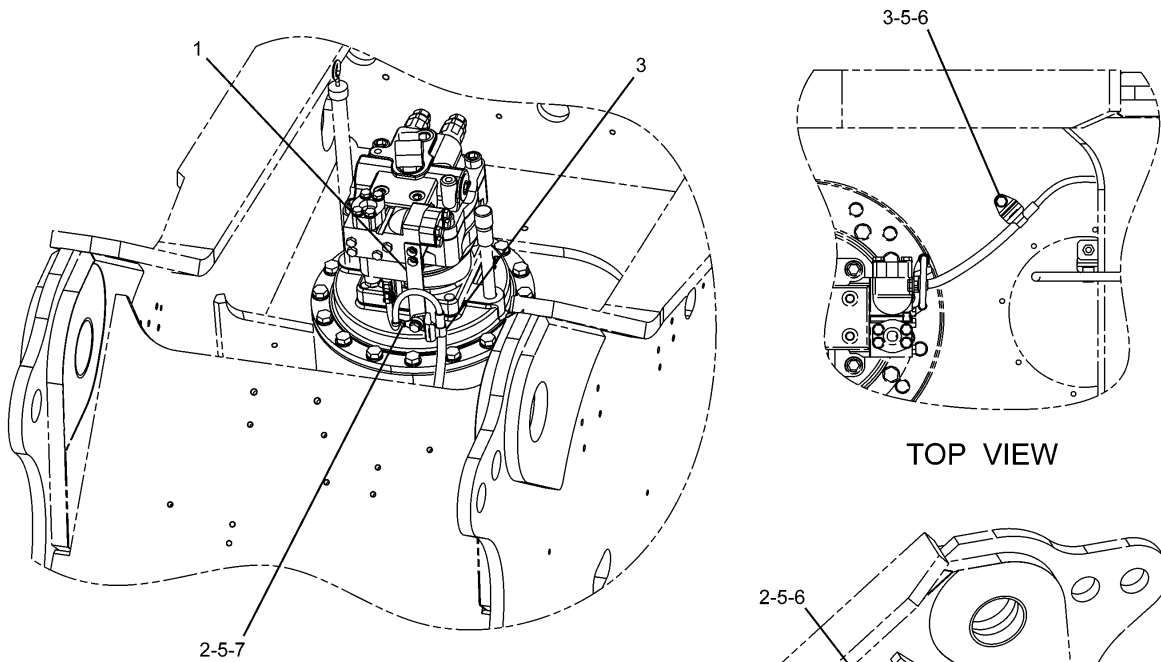
SECONDARY SHUTDOWN SW



SECONDARY SHUTDOWN SW

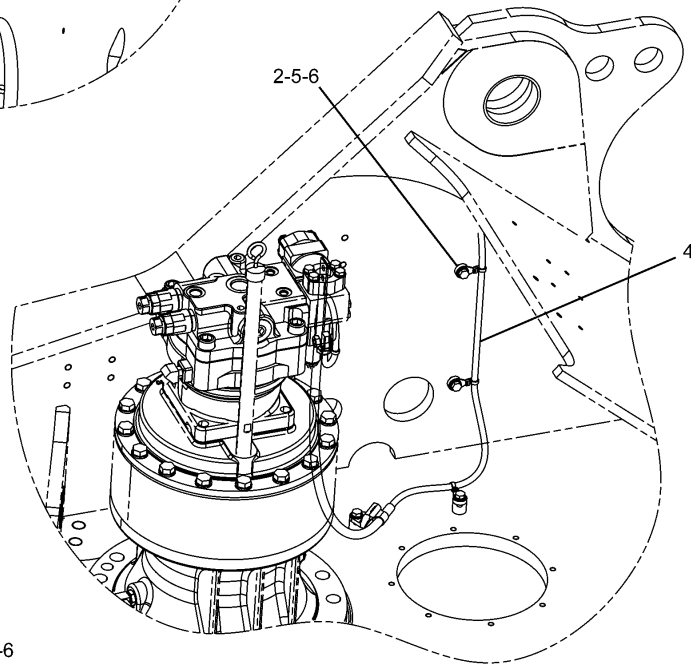
H91235E 03

ELECTRICAL AND STARTING SYSTEM

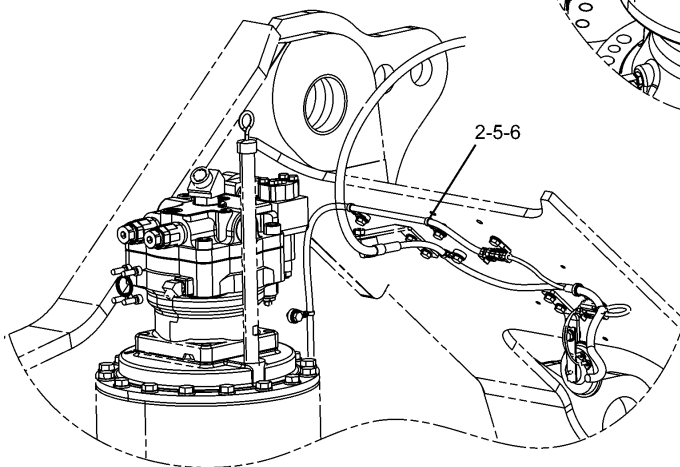


FRONT VIEW

TOP VIEW



RIGHT SIDE VIEW

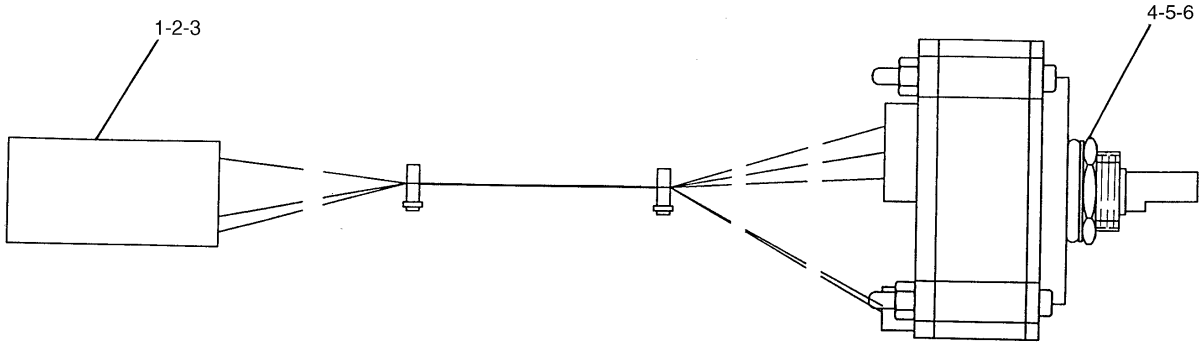


RIGHT SIDE VIEW

H89044E 02

259-4965 WIRING GP-FINE SWING
267-7675-Page178

ELECTRICAL AND STARTING SYSTEM

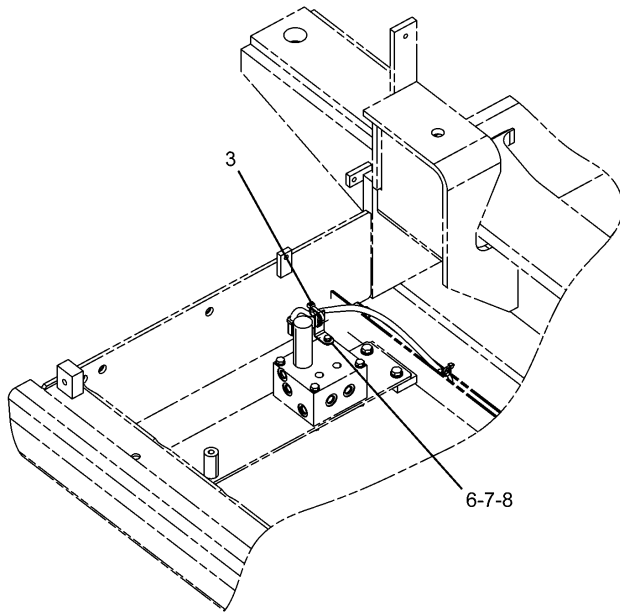


NOTE	No.	PART No.	QTY	PART NAME	NOTE	No.	PART No.	QTY	PART NAME
	1	8T-8737	1	PLUG					
	2	9X-3401	5	PIN					
	3	102-8805	1	RECEPTACLE KIT					
	4	106-0210	1	SEAL					
	5	7Y-5458	1	NUT					
	6	7Y-5464	1	WASHER					

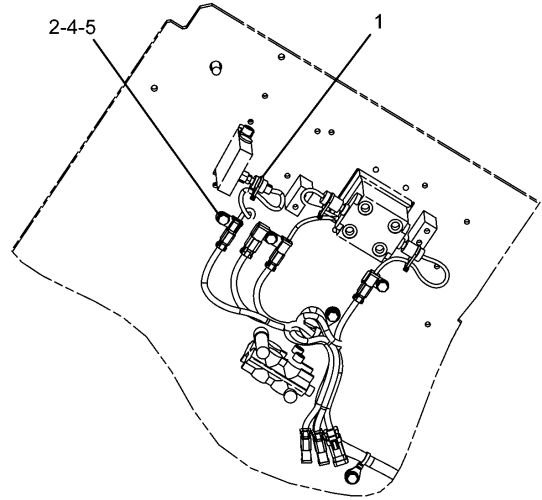
H74274E 02

106-0107 SWITCH AS-ROTARY
 Part of 251-0542-Page181,251-0544-Page183
 An Attachment

ELECTRICAL AND STARTING SYSTEM



PUMP ROOM



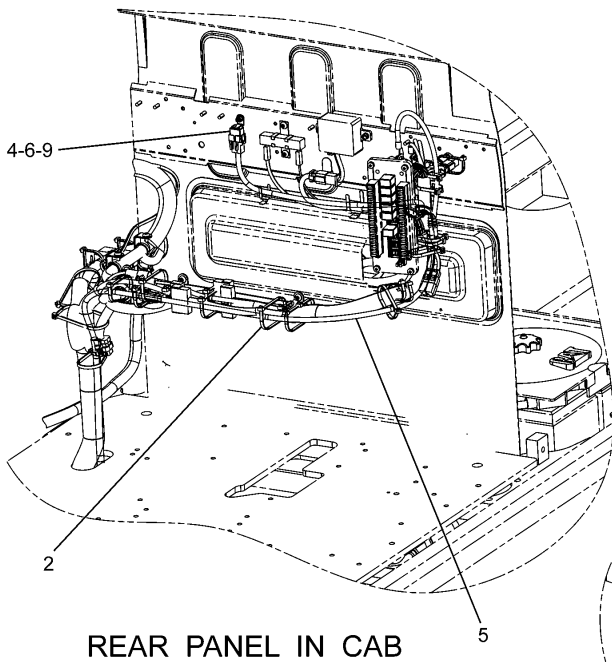
BOTTOM VIEW OF THE PLATFORM

NOTE	No.	PART No.	QTY	PART NAME	NOTE	No.	PART No.	QTY	PART NAME
	1	3S-2093	1	STRAP					
	2	116-0118	1	CLIP					
	3	7K-1181	1	STRAP					
	4	7X-2621	1	BOLT (L=12mm)					
	5	8T-4121	1	WASHER					
	6	8T-4171	1	BOLT (L=12mm)					
	7	156-6175	1	CLIP					
	8	9X-8256	1	WASHER					

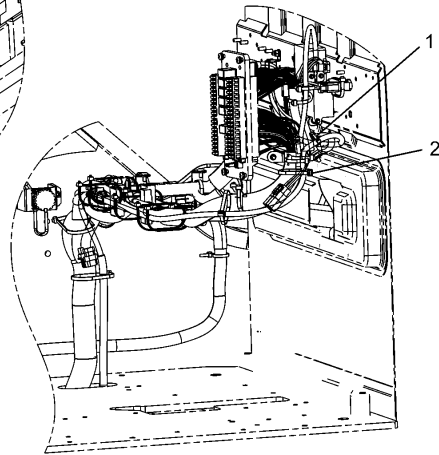
H91573E 01

251-0436 WIRING GP
 Part of 255-5696,255-5699-Page472
 An Attachment

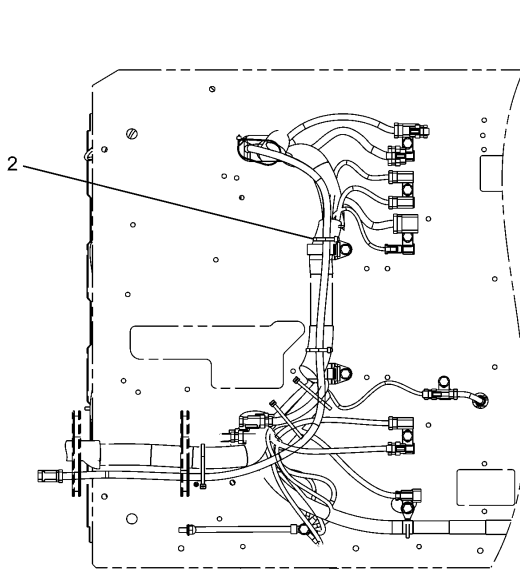
ELECTRICAL AND STARTING SYSTEM



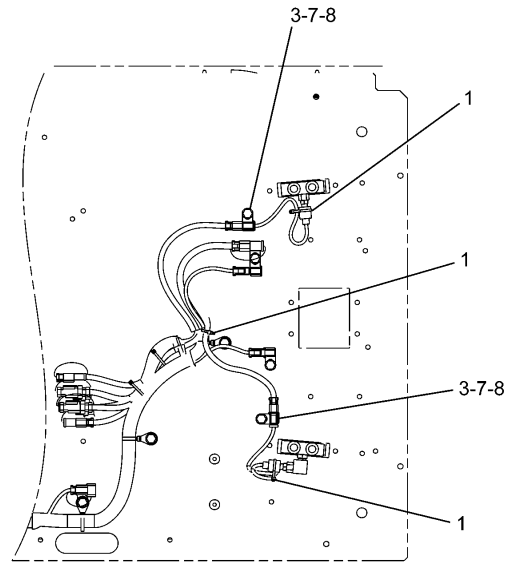
REAR PANEL IN CAB



CAB LH SIDE



BOTTOM VIEW OF PLATFORM



BOTTOM VIEW OF PLATFORM
(FOR MEDIUM PRESSURE LINES)

H90096E 00

251-0529 WIRING GP-CAB
 Part of 255-5697-Page473,255-5702-Page474
 251-0598-Page208
 An Attachment

ELECTRICAL AND STARTING SYSTEM

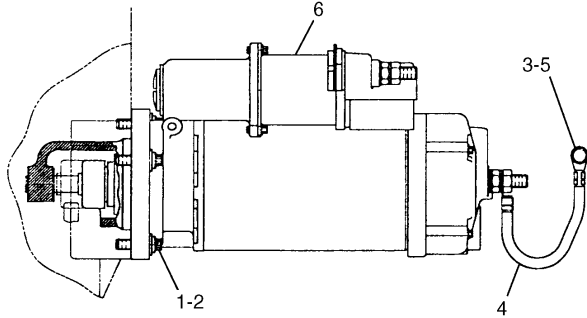
Consists of :

	Page
1 270-5554 MONITOR GP-OPERATOR	658

H91203E 04

221-8861 ELECTRONICS GP

ELECTRICAL AND STARTING SYSTEM



NOTE	No.	PART No.	QTY	PART NAME
	1	118-9573	3	BOLT
	2	8T-4121	3	WASHER
	3	8T-4200	1	BOLT (L=16mm)
	4	8Y-9603	1	CABLE AS
		1S-7251	1	TERMINAL
		1S-7252	1	TERMINAL
	5	8T-4224	1	WASHER
Y	6	207-1551	1	MOTOR GP

Y-SEE SEPARATE ILLUSTRATION

H84553E 02

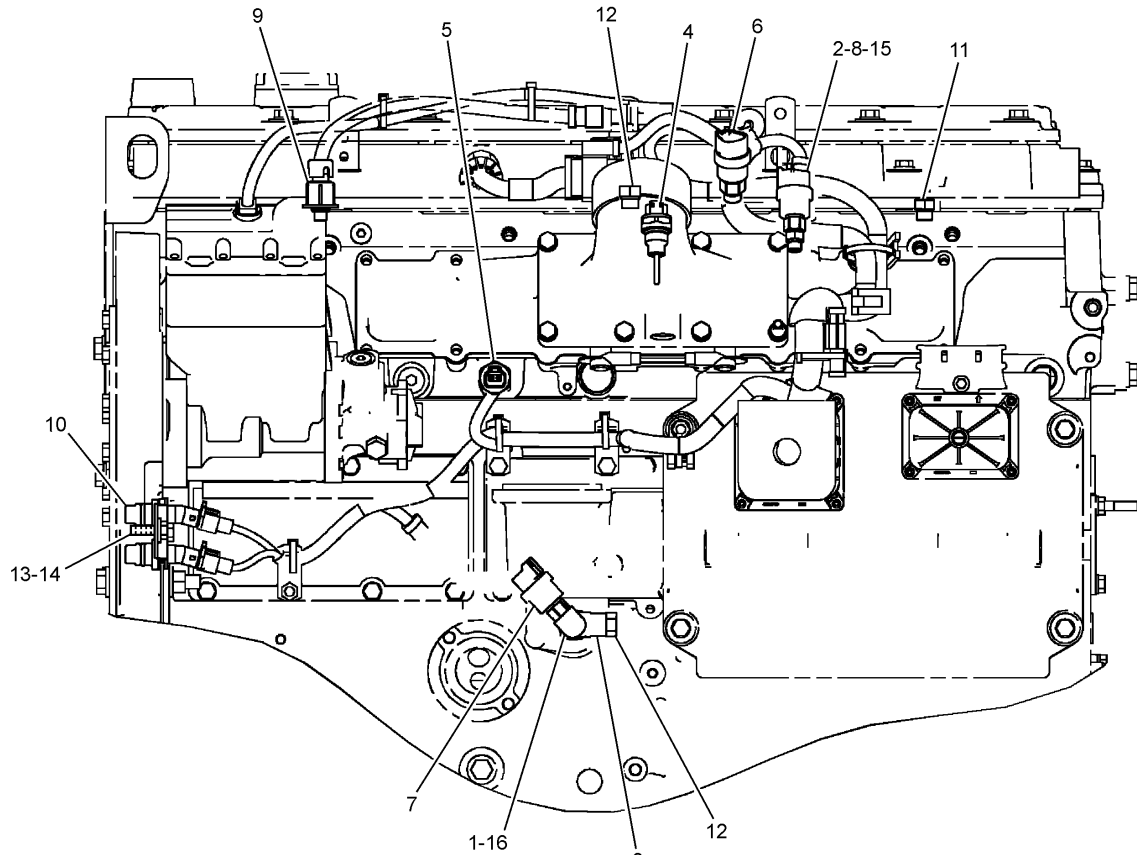
128-5626 STARTING MOTOR GP-ELECTRIC

Part of 275-3747-Page187

207-1551-Page228

An Attachment

ELECTRICAL AND STARTING SYSTEM



LEFT SIDE VIEW OF ENGINE

NOTE	No.	PART No.	QTY	PART NAME	NOTE	No.	PART No.	QTY	PART NAME
	1	3E-2332	1	ELBOW		12	183-3406	2	PLUG AS
	2	9X-0262	1	ADAPTER			6V-5049	1	SEAL-O-RING (ID=11.89mm)
	3	171-6718	1	TEE AS			9S-4191	1	PLUG
		3K-0360	1	SEAL-O-RING (ID=16.36mm)		13	3E-4352	1	WASHER
		105-7704	1	TEE		14	6V-3940	1	BOLT (L=25mm)
Y	4	197-8391	1	SENSOR GP (AIR INLET MANIFOLD)		15	6V-5048	1	SEAL-O-RING (ID=8.92mm)
Y	5	197-8392	1	SENSOR GP (WATER,COOLANT)		16	6V-5049	1	SEAL-O-RING (ID=11.89mm)
Y	6	197-8393	1	SENSOR GP (ATMOSPHERIC AIR)					
Y	7	197-8394	1	SENSOR GP (ENGINE OIL)					
Y	8	210-1747	1	SENSOR GP (BOOST)					
Y	9	236-6220	1	SENSOR GP (INJECTION ACTUATION)					
Y	10	236-6221	1	SENSOR GP (ENGINE TIMING)					
	11	169-5861	1	PLUG AS					
		3K-8460	1	PLUG					
		5P-7814	1	SEAL-O-RING (ID=10.52mm)					

Y-SEE SEPARATE ILLUSTRATION

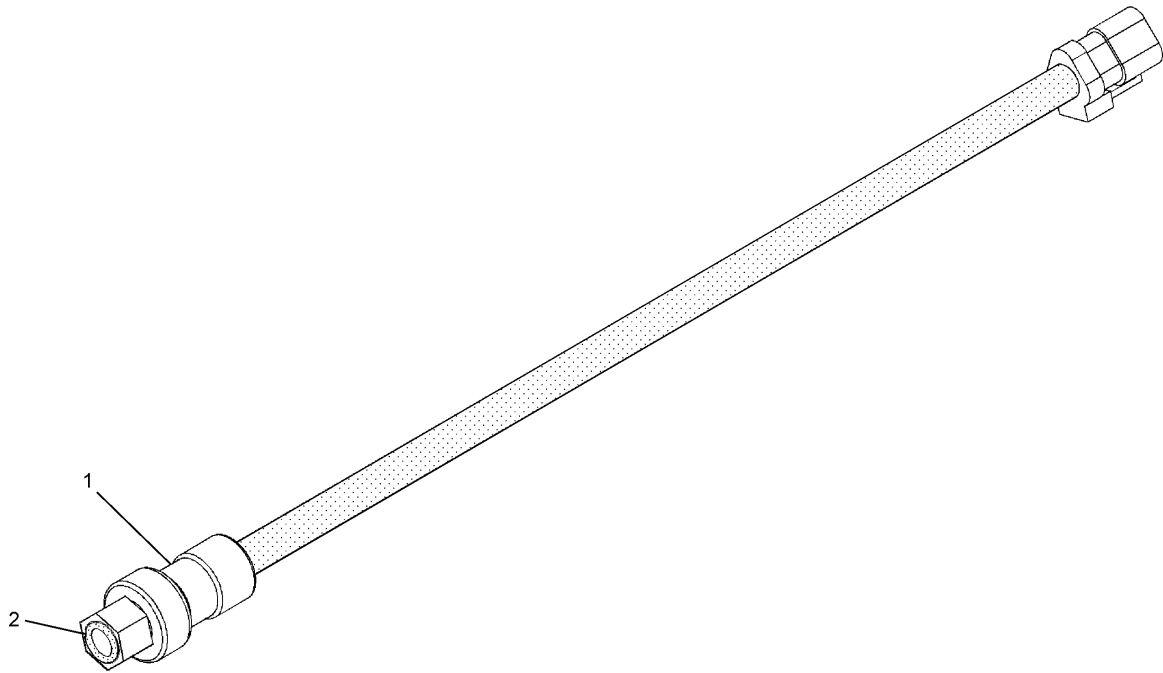
H96266E 00

257-2186 SENSOR GP-ENGINE

Part of 235-8135-Page14

197-8391-Page237,197-8392-Page238,197-8393-Page239,197-8394-Page240,210-1747-Page241,236-6220-Page242,
236-6221-Page244

ELECTRICAL AND STARTING SYSTEM



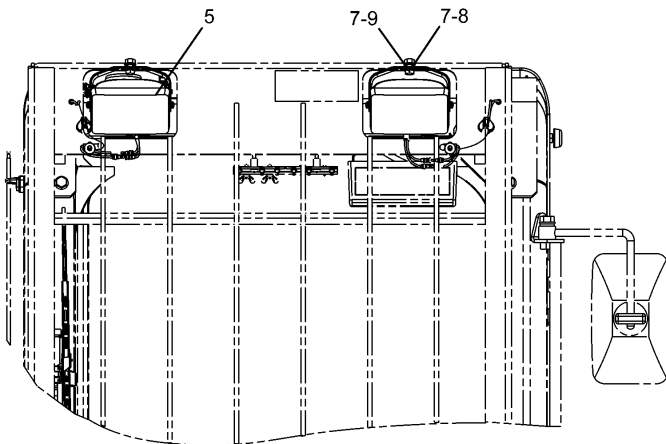
NOTE	No.	PART No.	QTY	PART NAME	NOTE	No.	PART No.	QTY	PART NAME
Y	1	194-6725	1	SENSOR GP					
	2	6V-5048	1	SEAL-O-RING (ID=8.92mm)					

Y-SEE SEPARATE ILLUSTRATION

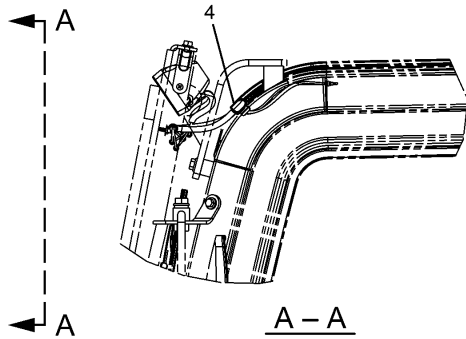
H87854E 00

239-2396 SENSOR GP-PRESSURE
 Part of 223-3046-Page111
 194-6725-Page247

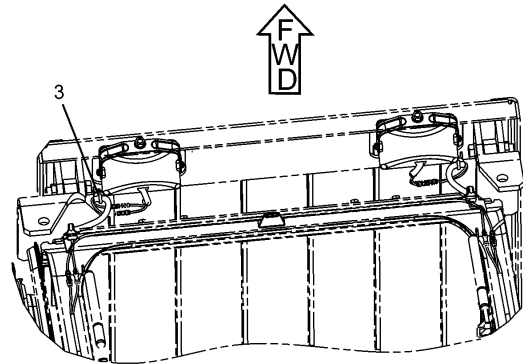
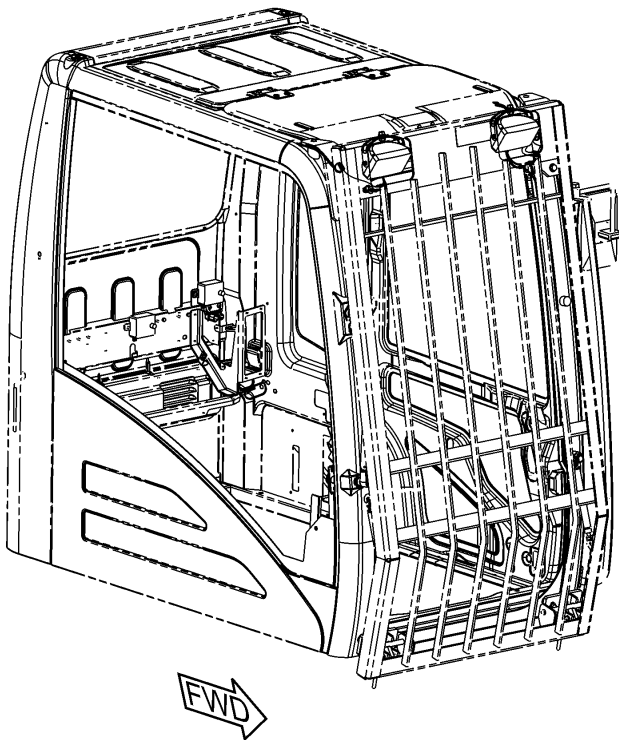
ELECTRICAL AND STARTING SYSTEM



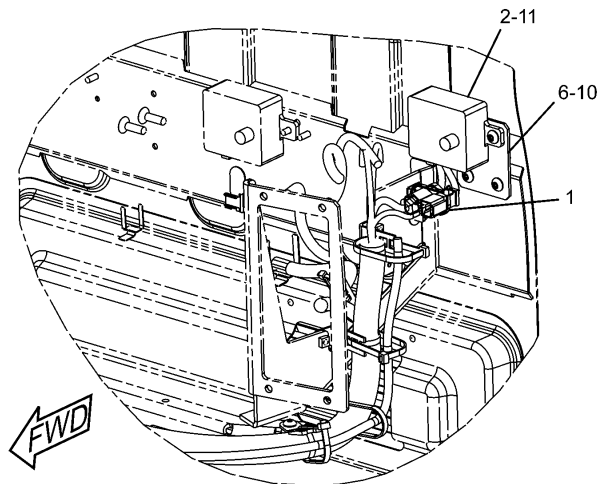
FRONT VIEW



A - A



TOP VIEW



CAB REAR PANEL INSIDE

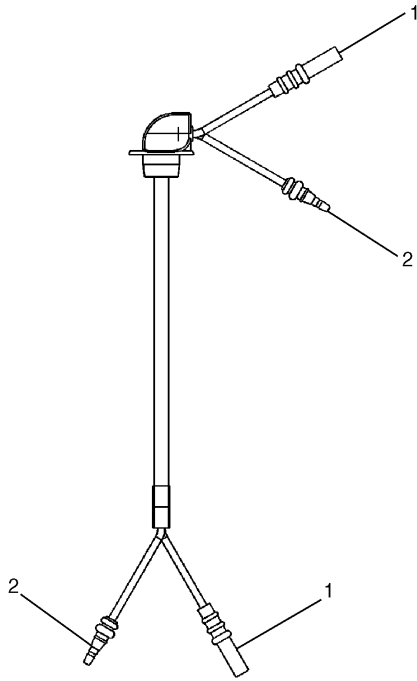
H91364E 01

238-1628 LIGHTING GP-CAB

Cab Guard

183-1035-Page263,163-6704-Page265,170-9295-Page266
An Attachment

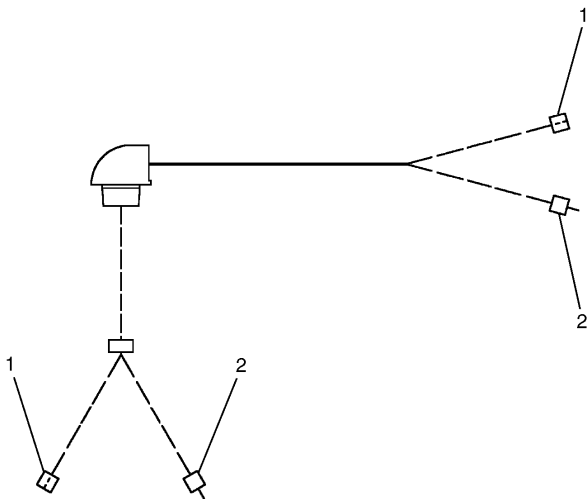
ELECTRICAL AND STARTING SYSTEM



NOTE	No.	PART No.	QTY	PART NAME
	1	7Y-3963	2	TERMINAL
		7Y-3965	2	TUBE
	2	7Y-3962	2	TERMINAL
		7Y-3964	2	TUBE

H86647E 03

167-3456 HARNESS AS
Part of 238-1627-Page255
An Attachment

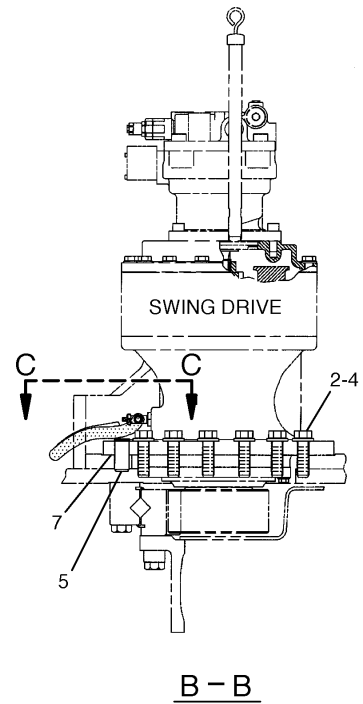
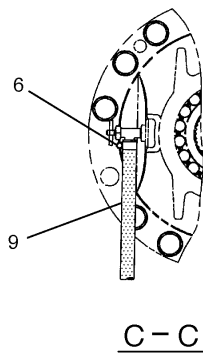
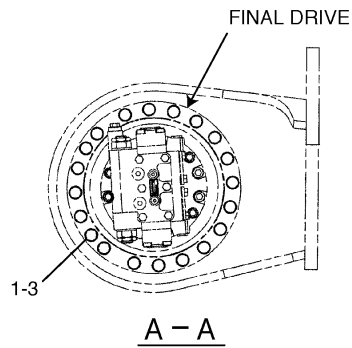
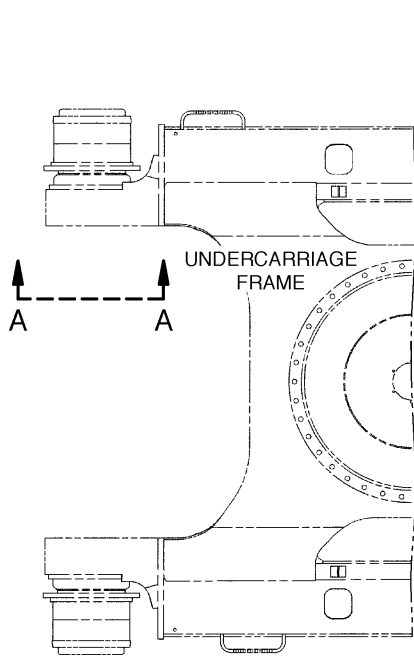
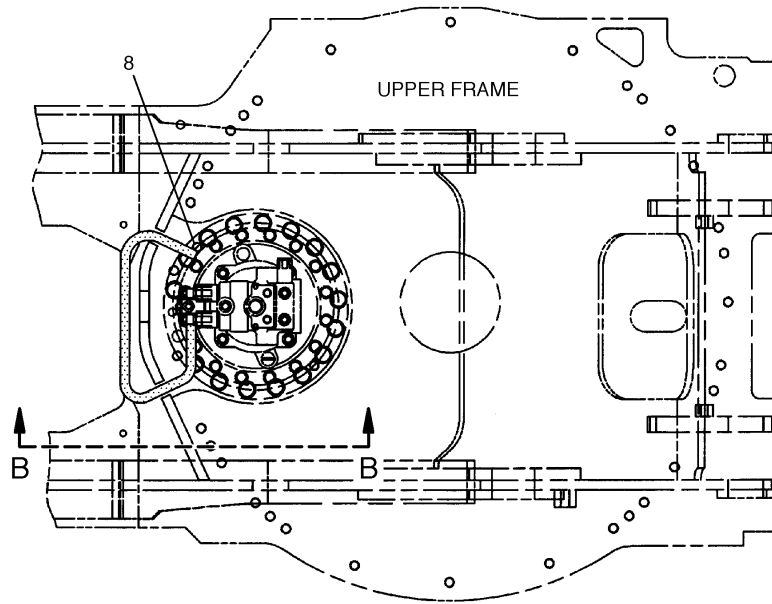


NOTE	No.	PART No.	QTY	PART NAME
	1	7Y-3963	2	TERMINAL
		7Y-3965	2	TUBE
	2	7Y-3962	2	TERMINAL
		7Y-3964	2	TUBE

H78595E 00

170-9295 HARNESS AS
Part of 238-1628-Page257
An Attachment

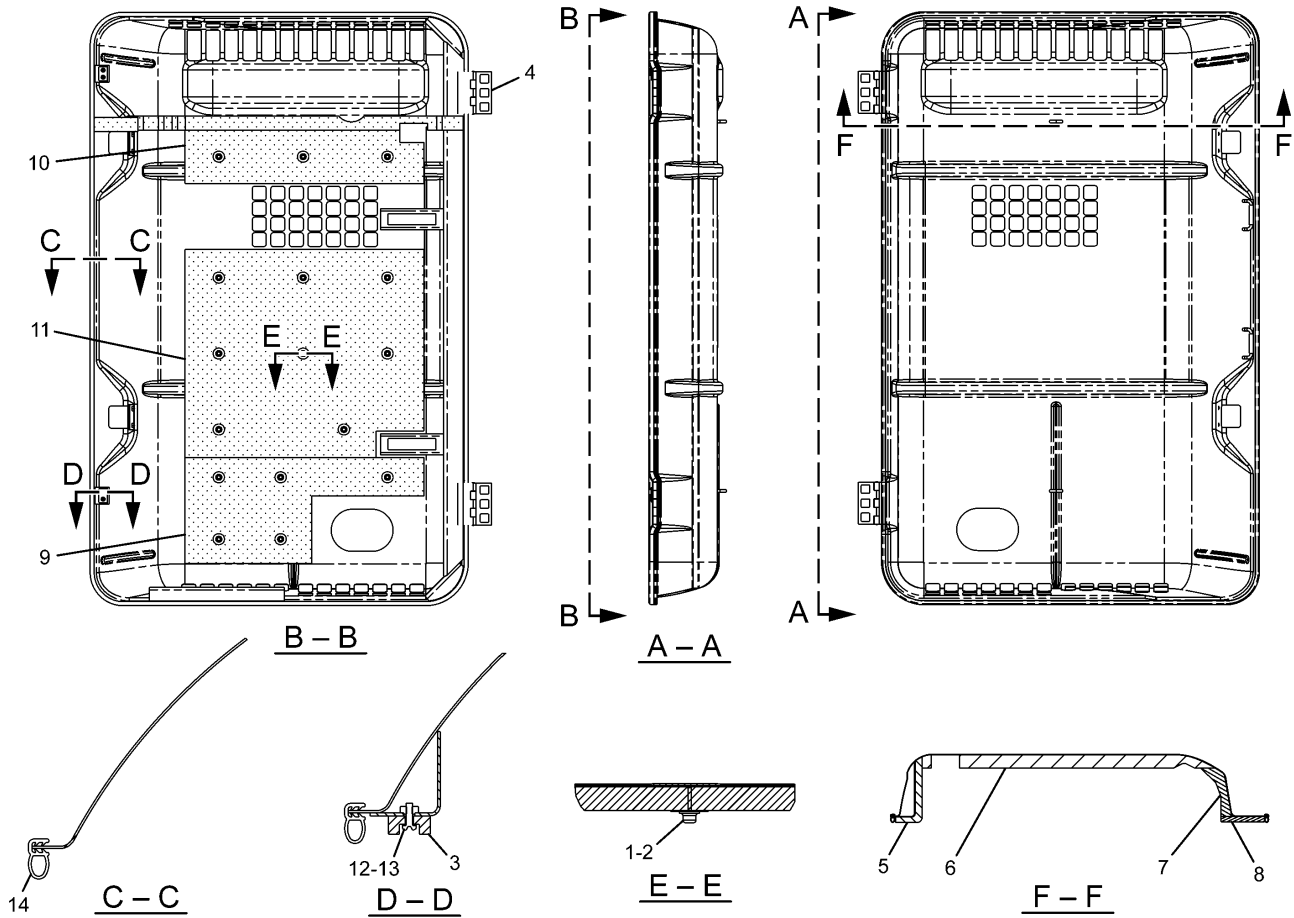
FRAME AND BODY



H88889E 03

171-9412 FASTENER GP-SWING & FINAL DR

FRAME AND BODY



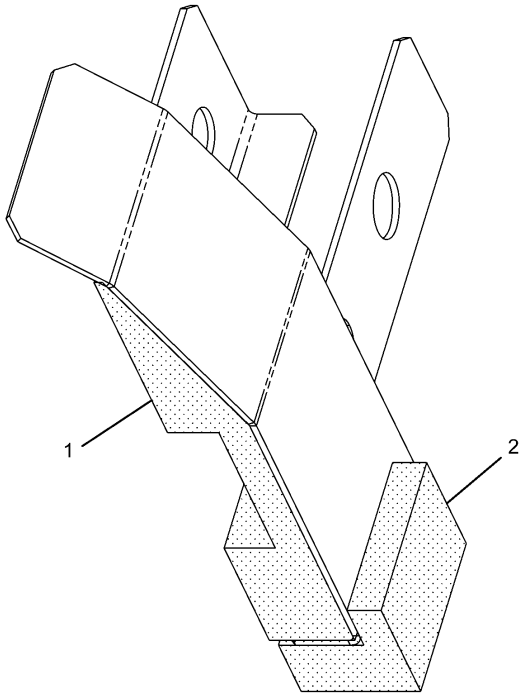
NOTE	No.	PART No.	QTY	PART NAME	NOTE	No.	PART No.	QTY	PART NAME
	1	41-7924	16	WASHER					
	2	6P-2216	16	CAP					
	3	096-4129	2	CUSHION					
	4	114-6289	2	HINGE					
	5	236-9543	1	LINER					
	6	236-9544	1	LINER					
	7	236-9545	1	LINER					
	8	236-9546	1	LINER					
	9	262-2178	1	LINER					
	10	262-2442	1	INSULATION					
	11	262-2443	1	INSULATION					
	12	8T-0328	4	WASHER					
	13	8T-6693	4	SCREW					
D	14	101-9848		SEAL... (6.673m)					

D—ORDER BY THE METER

H91550E 04

236-9540 HOOD GP-ENGINE
Part of 223-3043-Page285

FRAME AND BODY

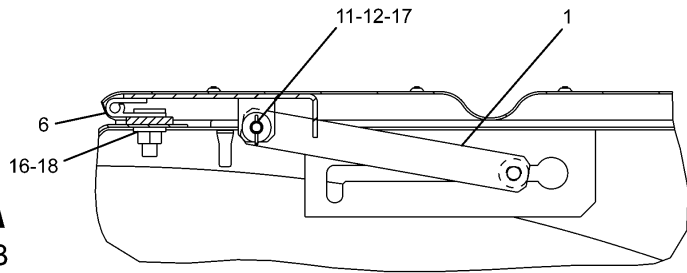
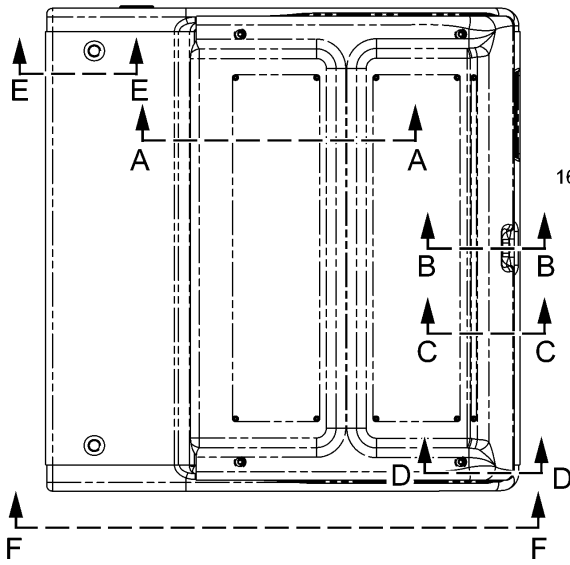


NOTE	No.	PART No.	QTY	PART NAME
	1	273-7803	1	LINER
	2	273-7804	1	LINER

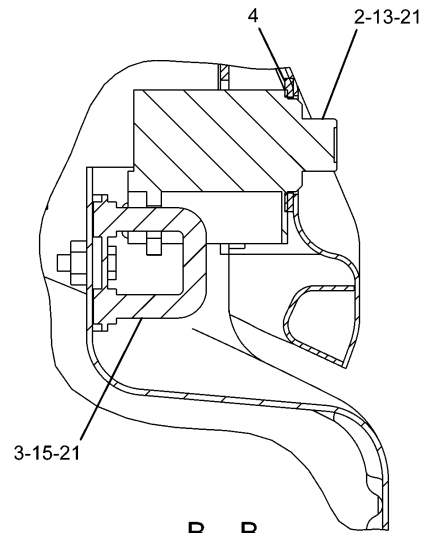
H91226E 00

273-7802 SHEET AS
Part of 223-3043-Page285

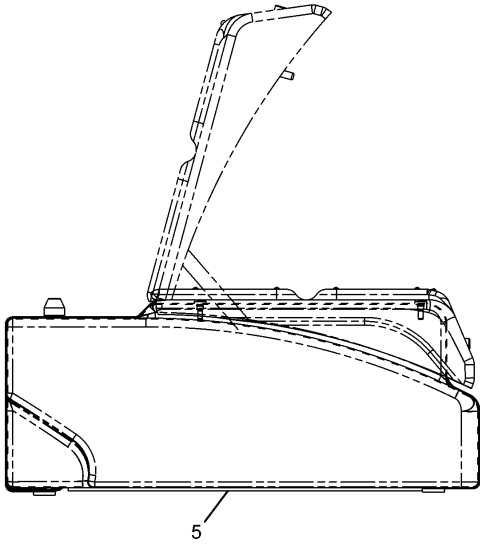
FRAME AND BODY



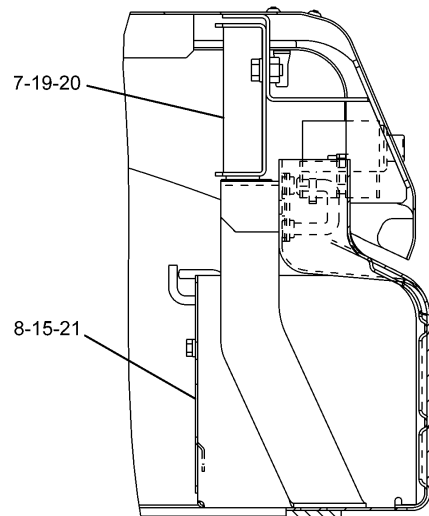
A - A



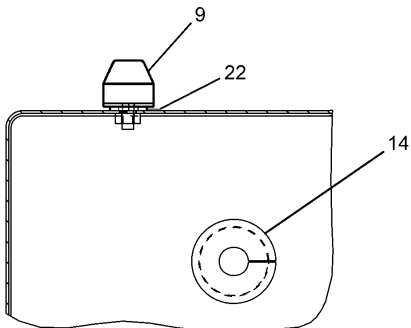
B - B



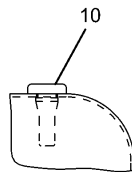
F - F



C - C



E - E

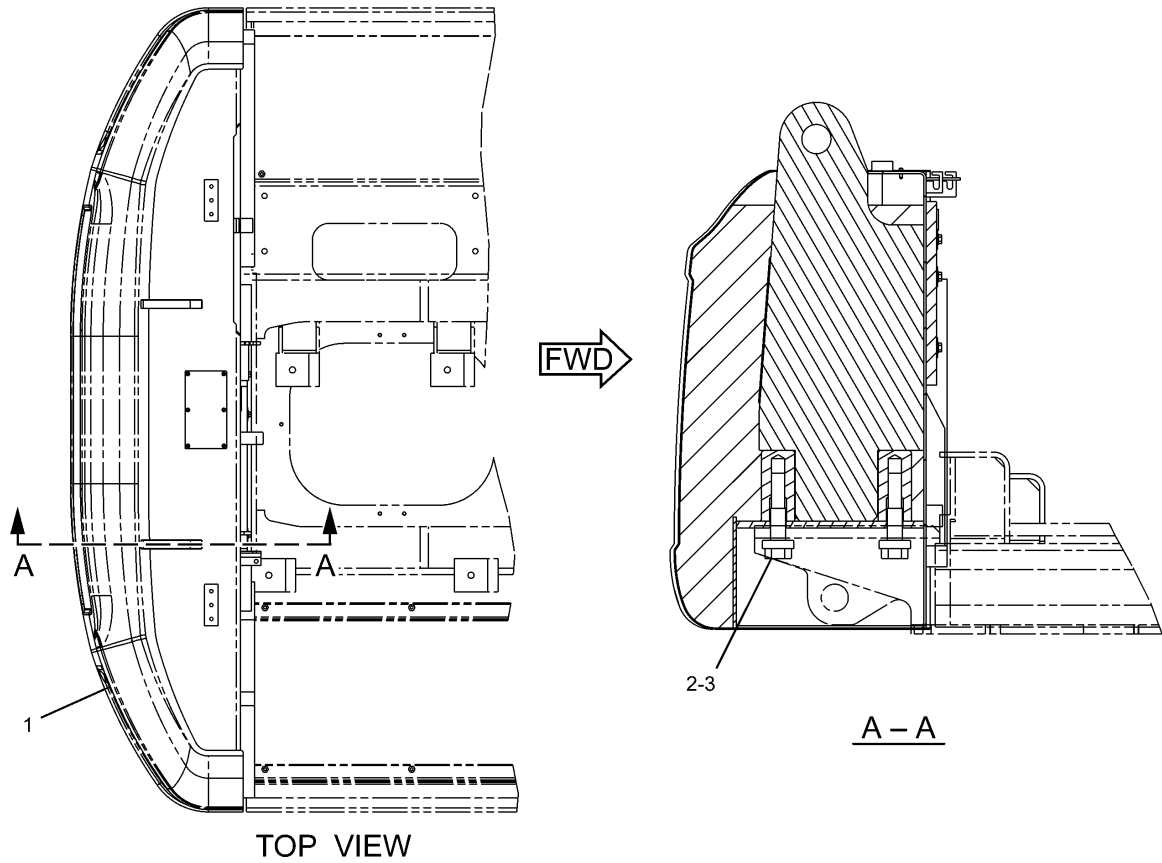


D - D

H92439E 08

223-3041 BOX GP-STORAGE
Part of 223-3040-Page305

FRAME AND BODY



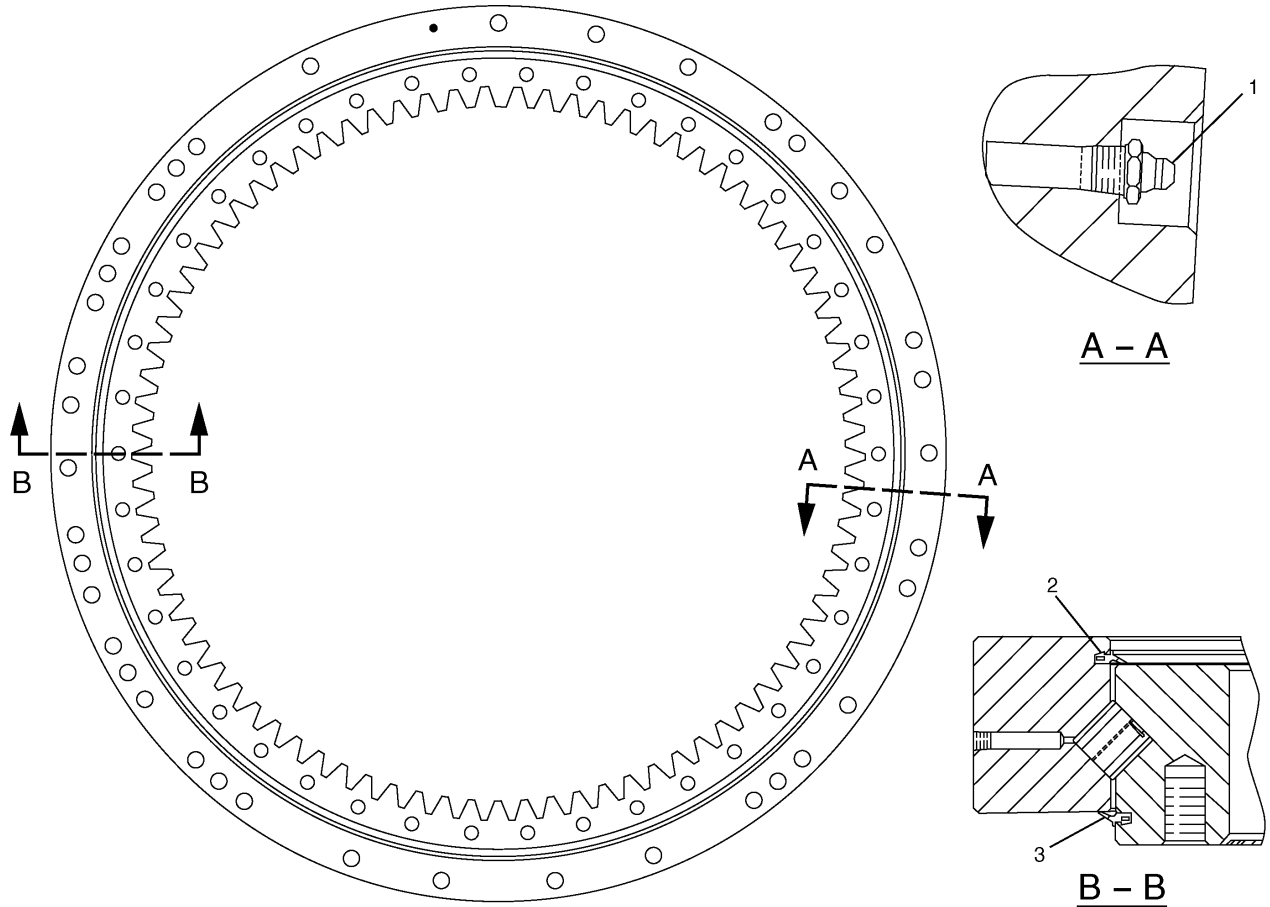
NOTE	No.	PART No.	QTY	PART NAME	NOTE	No.	PART No.	QTY	PART NAME
Y	1	223-3026	1	COUNTERWEIGHT GP					
	2	248-9337	4	SPACER					
	3	41-0191	4	BOLT (L=181mm)					

Y—SEE SEPARATE ILLUSTRATION

H88959E 01

223-3025 COUNTERWEIGHT GP
 S/N PEH 1-Up
 223-3026-Page317

FRAME AND BODY



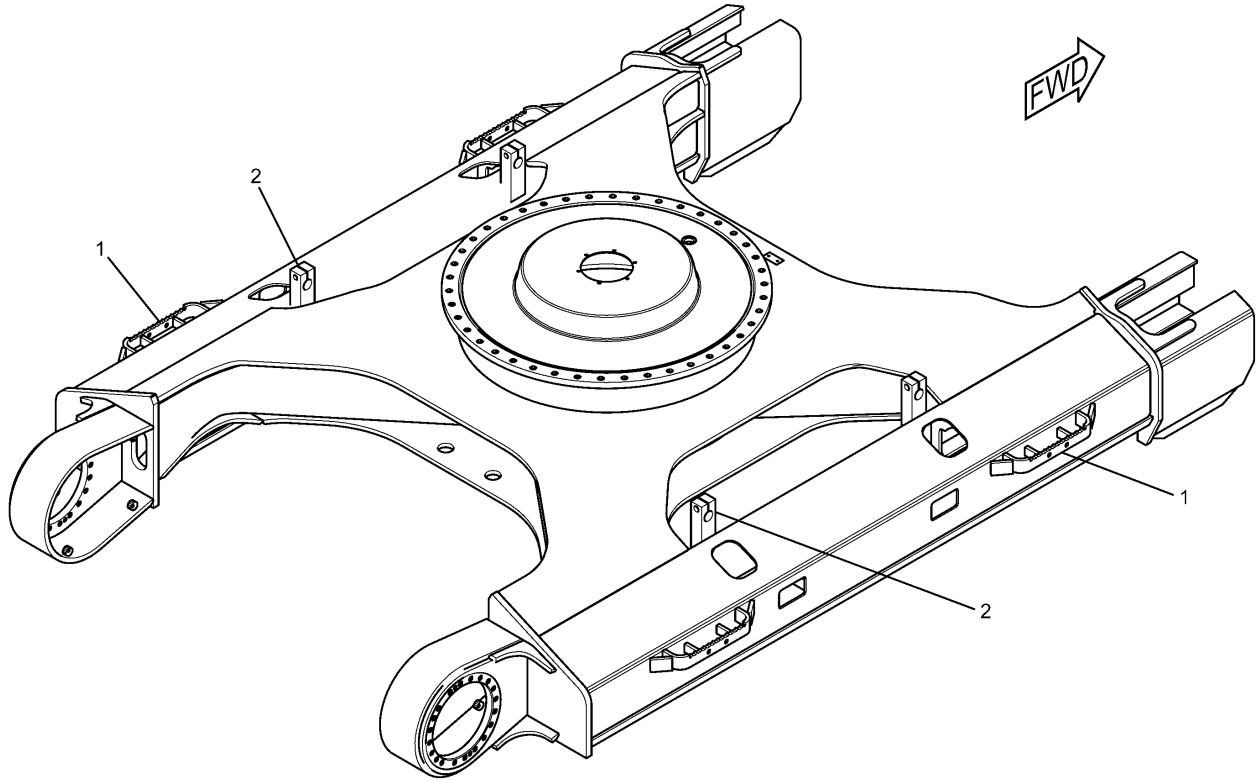
NOTE	No.	PART No.	QTY	PART NAME	NOTE	No.	PART No.	QTY	PART NAME
E	1	3B-8489	1	FITTING					
	2	227-6073	1	SEAL					
	3	148-4685		SEAL... (414 c m)					

E—ORDER BY THE CENTIMETER

H89192E 02

227-6088 GEAR & BEARING GP-SWING
Part of 227-6087-Page324

FRAME AND BODY

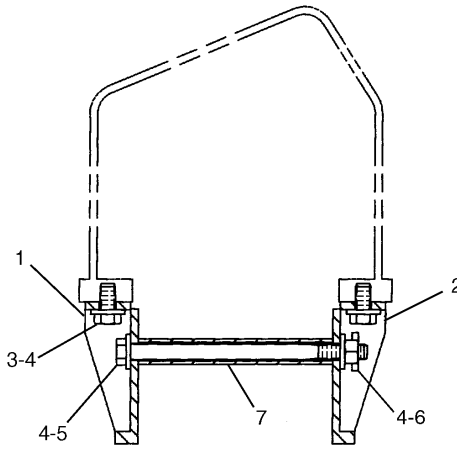
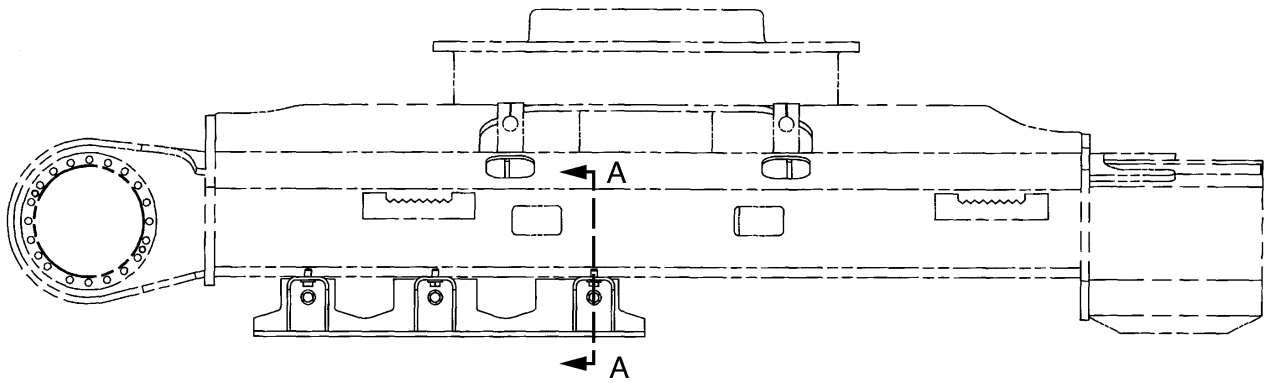


NOTE	No.	PART No.	QTY	PART NAME	NOTE	No.	PART No.	QTY	PART NAME
	1	235-7520	4	STEP					
	2	113-2317	4	BRACKET					

H90554E 02

228-5518 FRAME AS-UNDERCARRIAGE
S/N PEH 1-Up

FRAME AND BODY



A - A

NOTE	No.	PART No.	QTY	PART NAME	NOTE	No.	PART No.	QTY	PART NAME
	1	119-4553	2	GUARD AS					
	2	119-4554	2	GUARD AS					
	3	8T-5460	12	BOLT (L=40mm)					
	4	8T-5439	24	WASHER					
	5	7X-2440	6	BOLT (L=320mm)					
	6	186-5564	6	SUPPORT AS					
	7	117-5612	6	PIPE					

H74382E 00

195-5375 GUARD GP-TRACK GUIDE
S/N CJM 1-Up
An Attachment

FRAME AND BODY

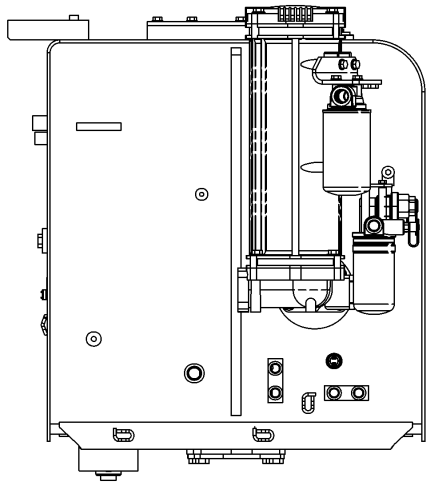
Consists of :

			Page
45	126-5064	SHOE	
180	9W-3361	NUT	
180	6Y-0846	BOLT	
1	201-9116	LINK AS-TRACK.....	363

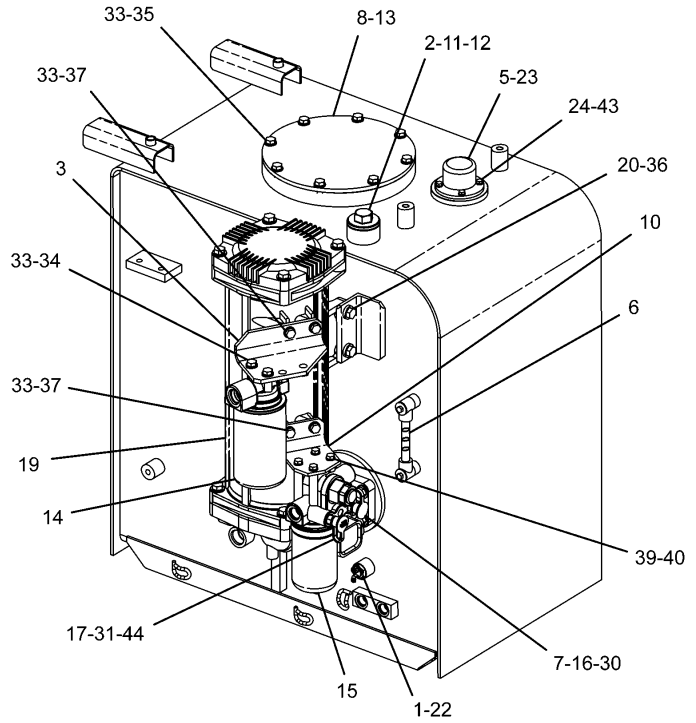
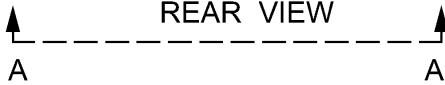
H74373E 01

188-3239 TRACK GP
S/N CJM 1-Up

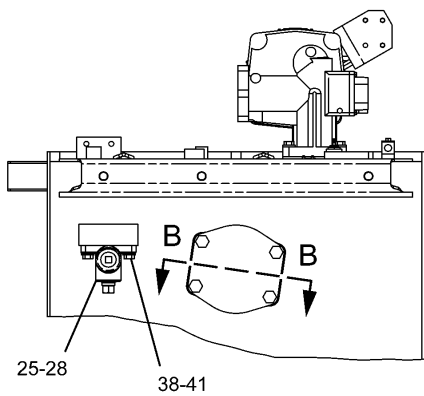
HYDRAULIC SYSTEM



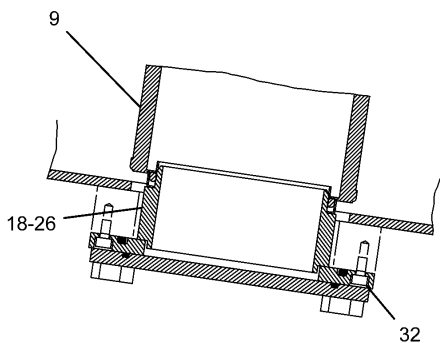
REAR VIEW



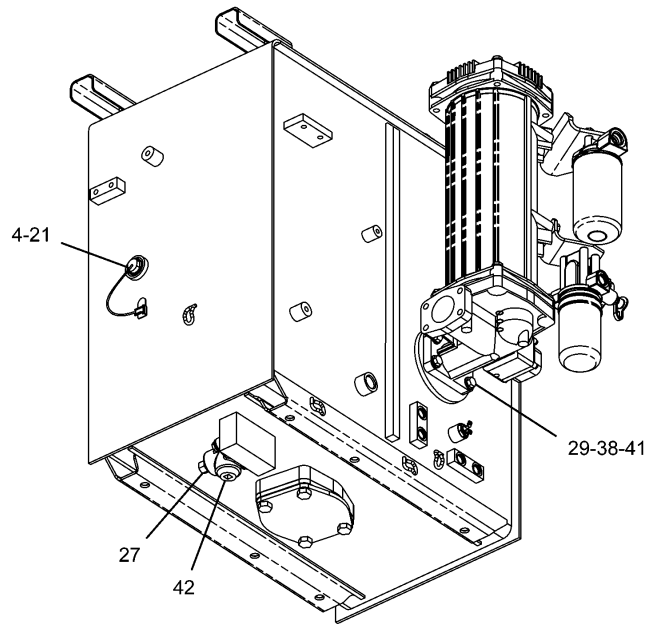
PICTORIAL VIEW



A - A



B - B



PICTORIAL VIEW

H90098E 02

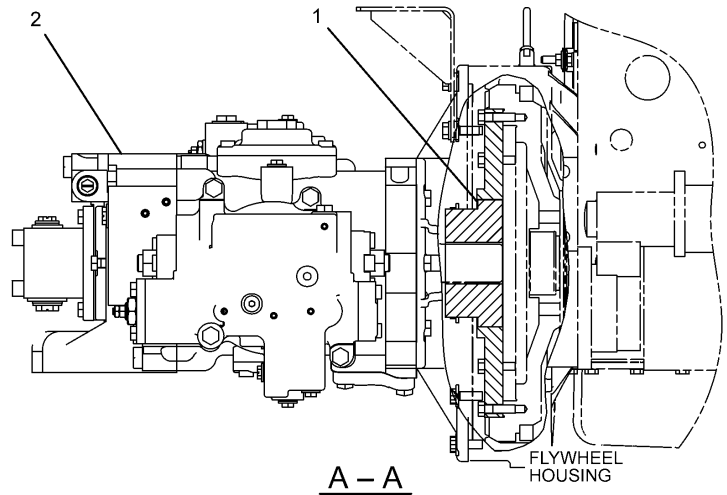
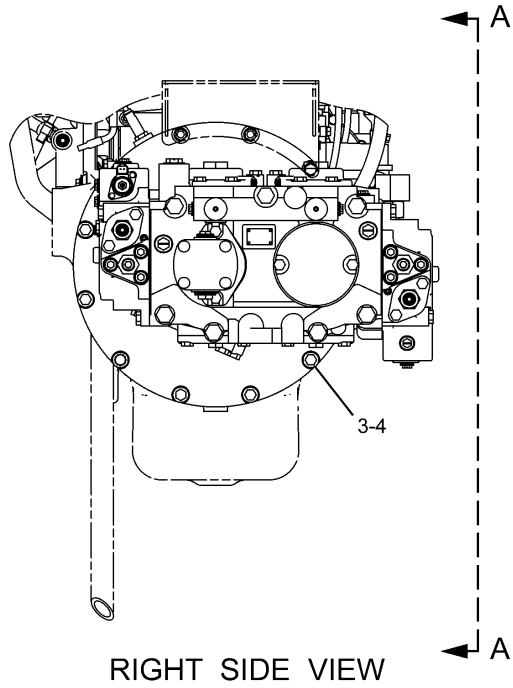
227-0566 TANK & FILTER GP-HYDRAULIC

Capacity 260 Liters

Part of 227-0565-Page365

259-0922-Page368, 227-0620-Page369, 126-2075-Page370, 158-8987-Page371, 188-4140-Page372

HYDRAULIC SYSTEM



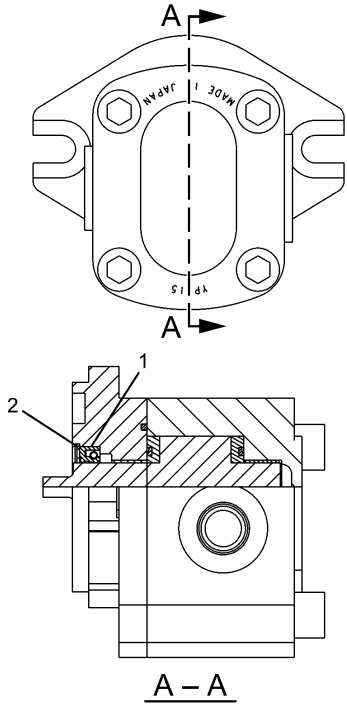
NOTE	No.	PART No.	QTY	PART NAME	NOTE	No.	PART No.	QTY	PART NAME
Y	1	239-6598	1	COUPLING GP					
Y	2	272-6959	1	PUMP GP					
	3	7X-7729	9	WASHER					
	4	8T-4195	9	BOLT (L=30mm)					

Y-SEE SEPARATE ILLUSTRATION

H89798E 03

233-1115 PUMP & MTG GP-MAIN HYDRAULIC
 239-6598-Page377,272-6959-Page378

HYDRAULIC SYSTEM

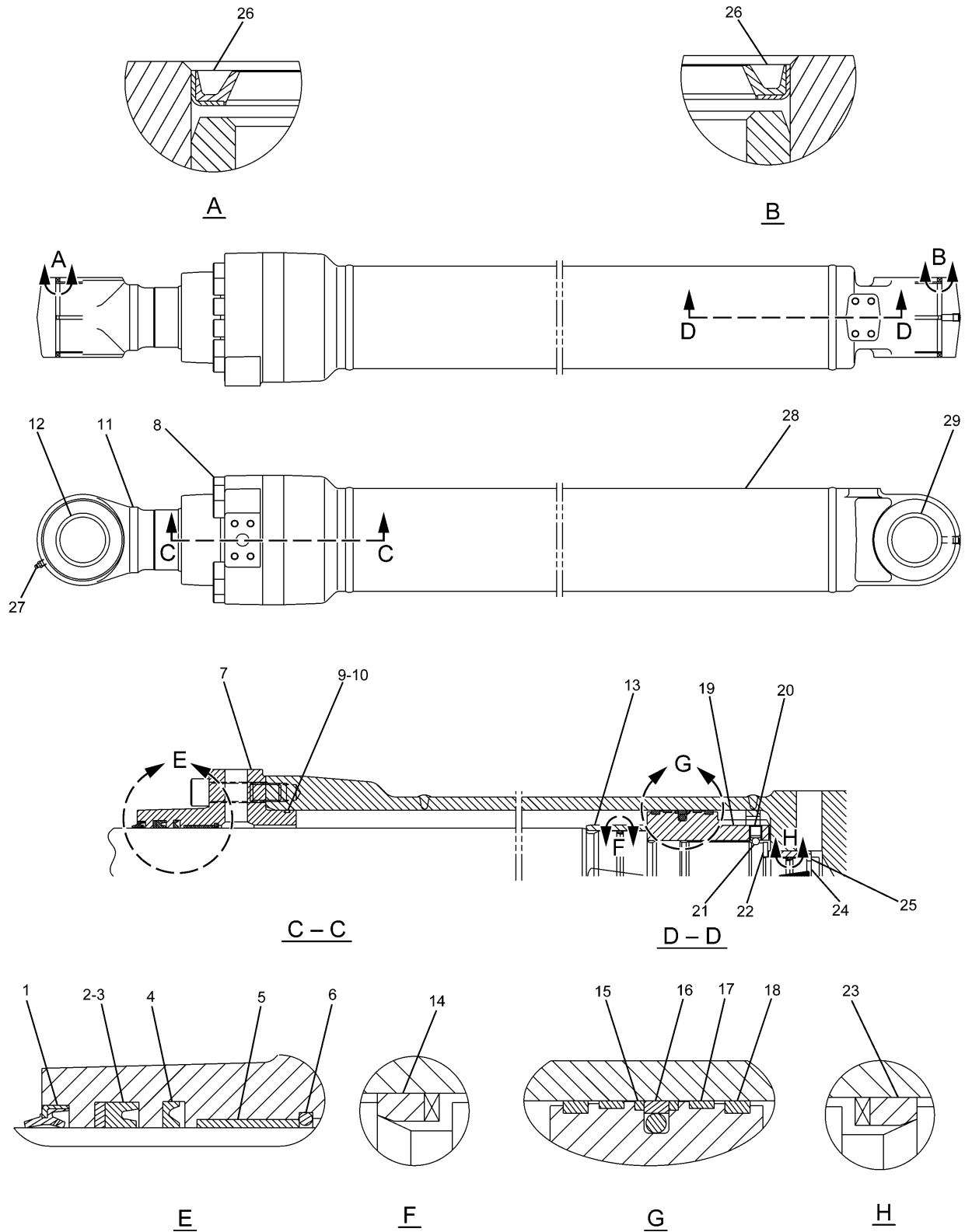


NOTE	No.	PART No.	QTY	PART NAME
	1	250-2503	1	SEAL KIT
	2	9T-0835	1	RING

H90268E 03

126-2016 PUMP GP-GEAR
Part of 272-6959-Page381

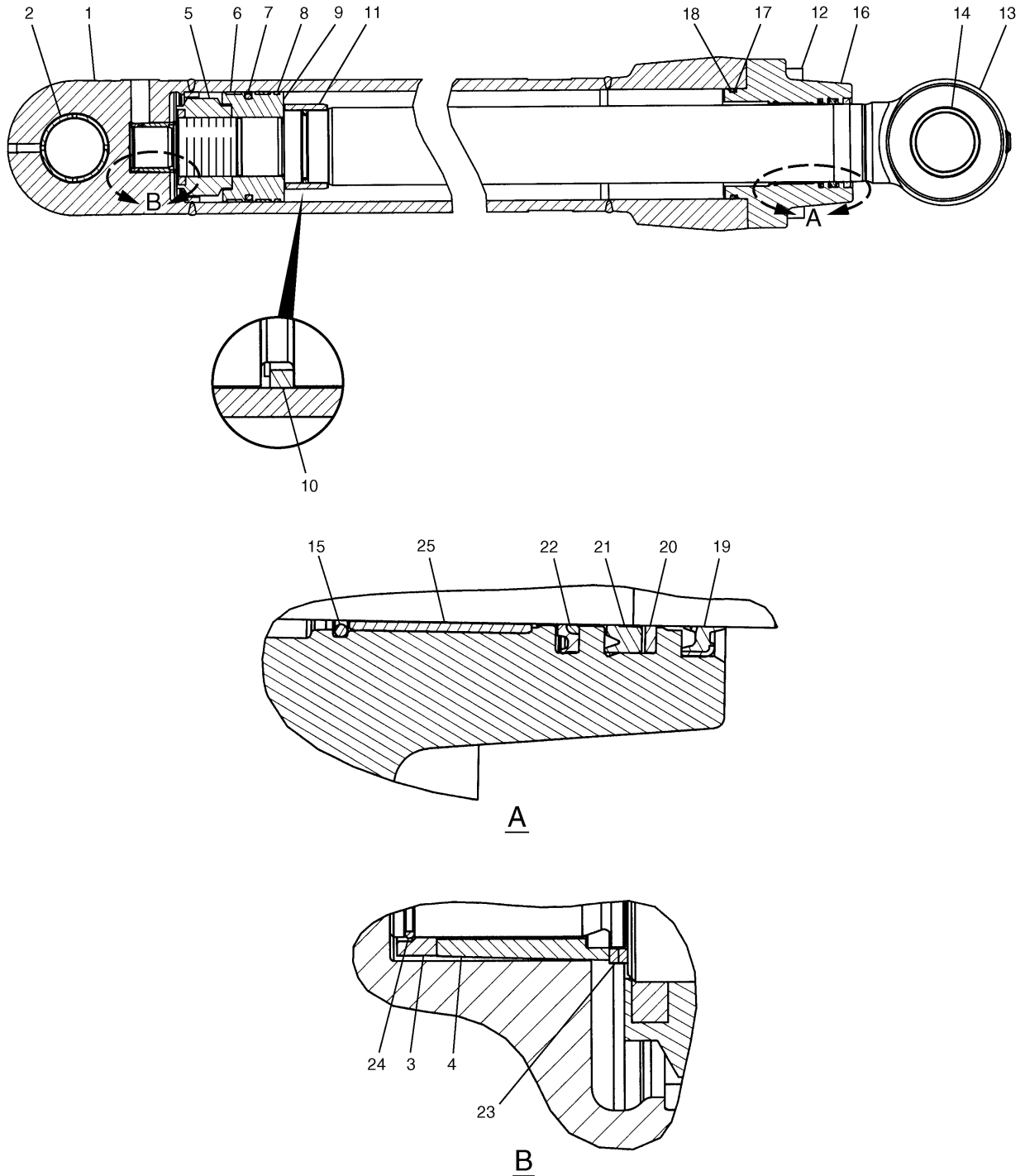
HYDRAULIC SYSTEM



H89311E 01

225-4588 CYLINDER & SEAL GP-STICK
 Long Reach Front
 Part of 225-4587-Page390
 An Attachment

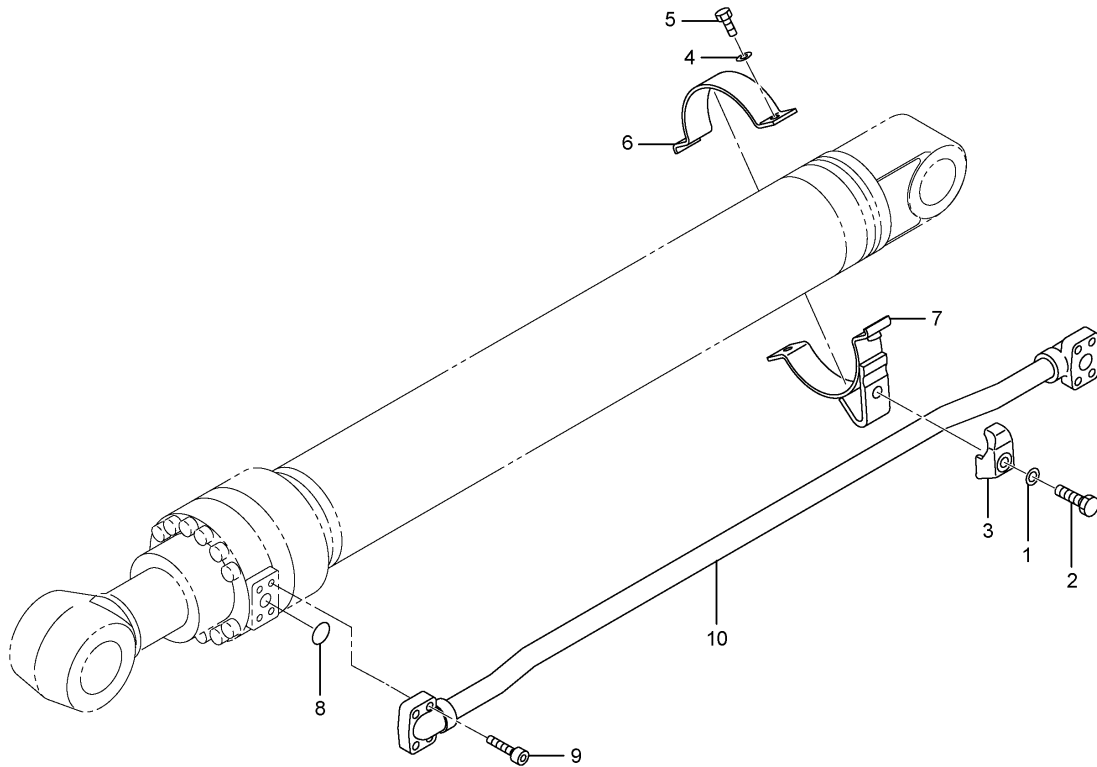
HYDRAULIC SYSTEM



H91609E 01

216-6607 CYLINDER GP-STICK
S/N DAP 1-Up
Part of 216-6606-Page400
An Attachment

HYDRAULIC SYSTEM

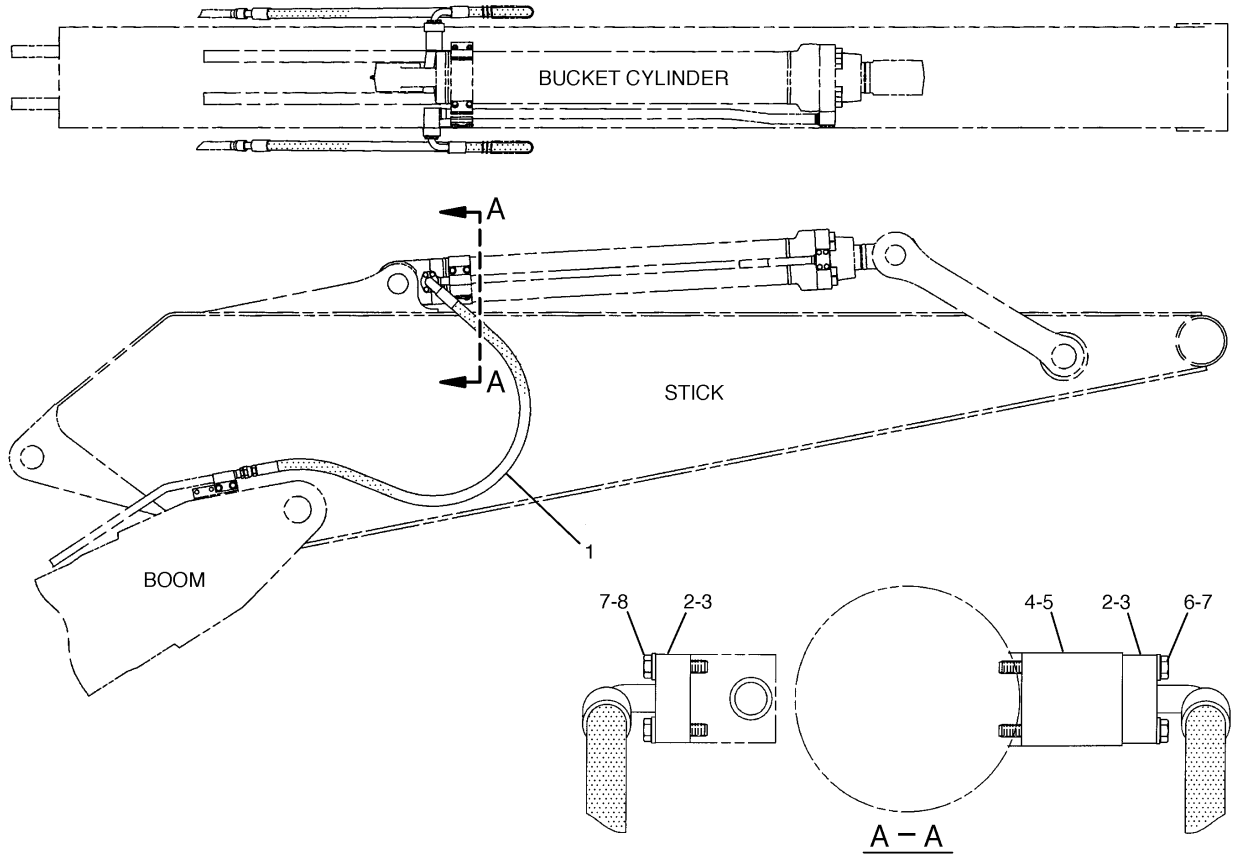


NOTE	No.	PART No.	QTY	PART NAME	NOTE	No.	PART No.	QTY	PART NAME
	1	8 T - 4 2 2 3	1	WASHER					
	2	8 T - 4 9 1 0	1	BOLT (L=60mm)					
	3	0 9 6 - 4 4 8 0	1	CLAMP					
	4	8 T - 4 8 9 6	2	WASHER					
	5	8 T - 4 1 9 6	2	BOLT (L=35mm)					
	6	2 3 4 - 4 5 9 2	1	SUPPORT					
	7	2 3 4 - 4 5 9 1	1	SUPPORT AS					
	8	0 9 5 - 1 5 9 7	1	SEAL-O-RING (ID=29.70mm)					
	9	9 X - 6 0 3 2	4	BOLT (L=30mm)					
	10	2 5 9 - 0 6 4 7	1	TUBE AS					

H89275E 01

225-4592 LINES GP-BUCKET CYLINDER
 CB Family
 Part of 225-4590-Page392
 An Attachment

HYDRAULIC SYSTEM

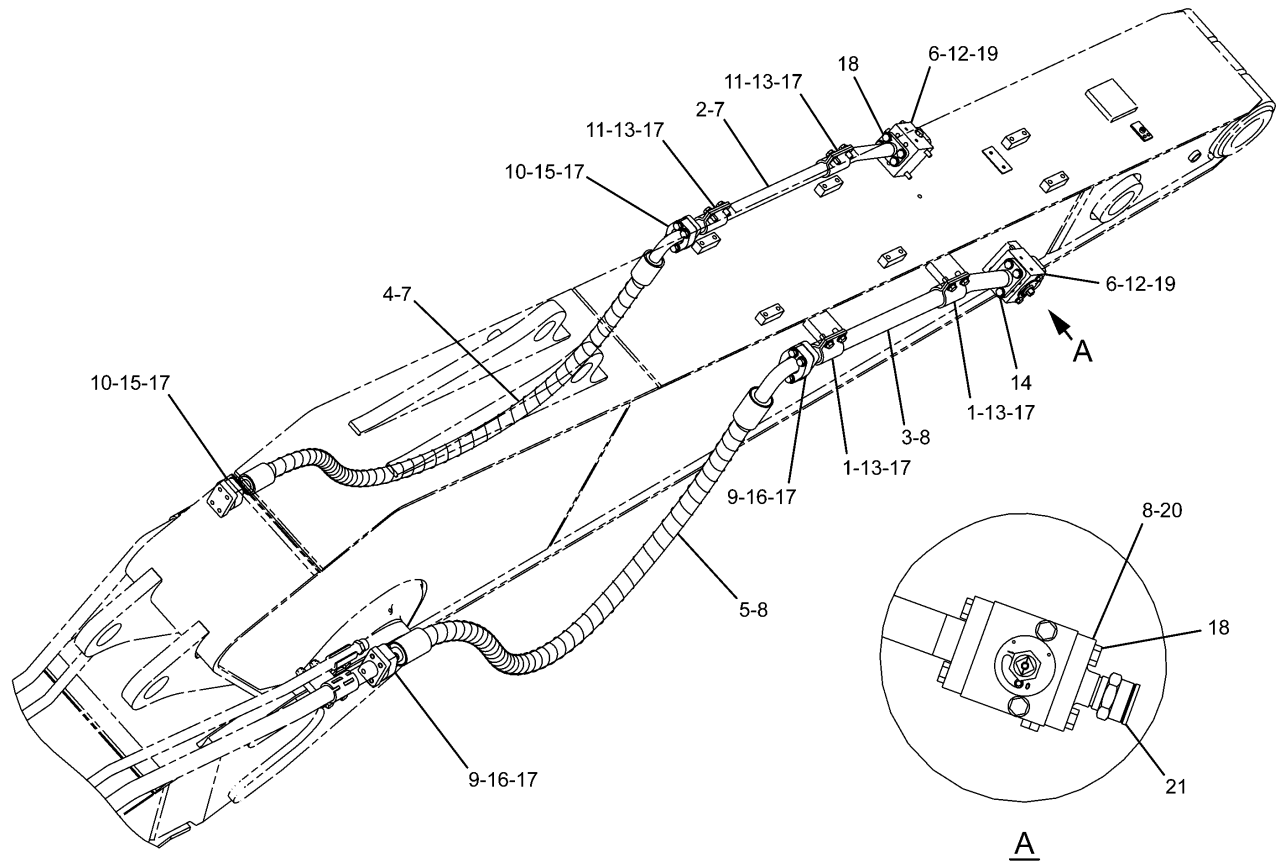


NOTE	No.	PART No.	QTY	PART NAME	NOTE	No.	PART No.	QTY	PART NAME
	1	5 I - 4 3 5 9	2	HOSE AS					
	2	8 T - 9 4 0 3	4	FLANGE					
	3	1 P - 3 7 0 2	2	SEAL					
	4	5 I - 4 1 8 8	1	BLOCK					
	5	1 P - 3 7 0 3	1	SEAL					
	6	8 T - 5 4 3 6	4	BOLT (L=130mm)					
	7	8 T - 4 1 2 1	8	WASHER					
	8	8 T - 4 1 8 2	4	BOLT (L=45mm)					

H74718E 00

196-0536 LINES GP-STICK
 Part of 229-1762,240-4029-Page732,264-8667-Page733,229-1855-Page737
 An Attachment

HYDRAULIC SYSTEM



NOTE	No.	PART No.	QTY	PART NAME	NOTE	No.	PART No.	QTY	PART NAME
	1	173-7916	4	CLAMP	B	21	096-1421	2	CAP AS
	2	253-6453	1	TUBE AS					
	3	253-6454	1	TUBE AS					
	4	253-6558	1	HOSE AS					
	5	253-6562	1	HOSE AS					
Y	6	277-0954	2	VALVE AS					
	7	1P-3703	3	SEAL					
	8	1P-3704	5	SEAL					
	9	1P-5767	4	FLANGE					
	10	6V-0400	4	FLANGE					
	11	7Y-4538	4	CLAMP					
	12	8T-4121	4	WASHER					
	13	8T-4139	8	BOLT (L=30mm)					
	14	8T-4183	4	BOLT (L=40mm)					
	15	8T-4184	8	BOLT (L=45mm)					
	16	8T-4194	8	BOLT (L=50mm)					
	17	8T-4223	24	WASHER					
	18	8T-4956	12	BOLT (L=35mm)					
	19	8T-6685	4	BOLT (L=110mm)					
	20	135-4063	2	FLANGE					

B—USE AS REQUIRED

Y—SEE SEPARATE ILLUSTRATION

H92285E 03

237-3181 LINES GP-AUXILIARY HYDRAULIC
 277-0954-Page625
 An Attachment

CLICK HERE TO **DOWNLOAD** THE COMPLETE MANUAL

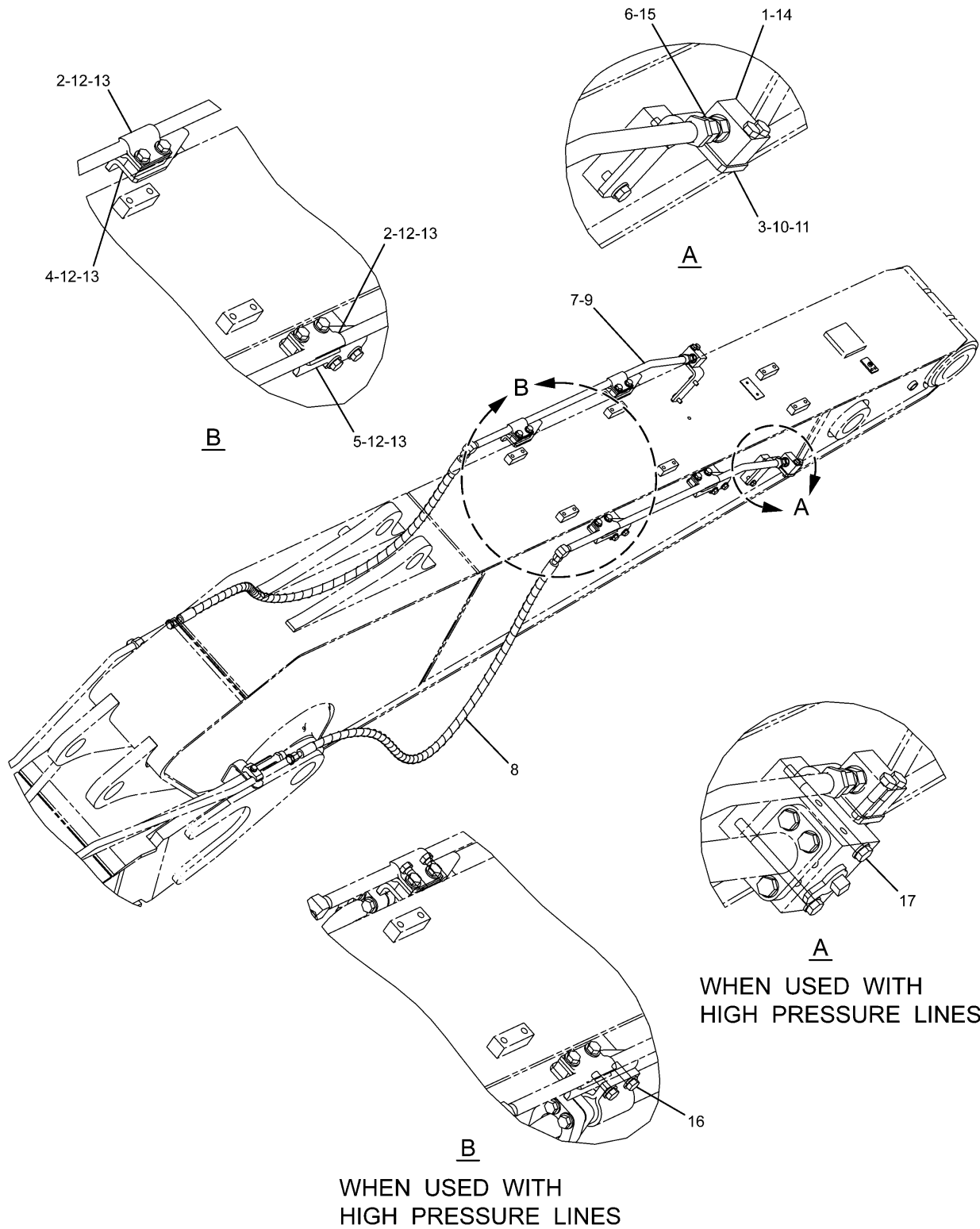
- Thank you very much for reading the preview of the manual.
- You can download the complete manual from: www.heydownloads.com by clicking the link below



- Please note: If there is no response to CLICKING the link, please download this PDF first and then click on it.

CLICK HERE TO **DOWNLOAD** THE COMPLETE MANUAL

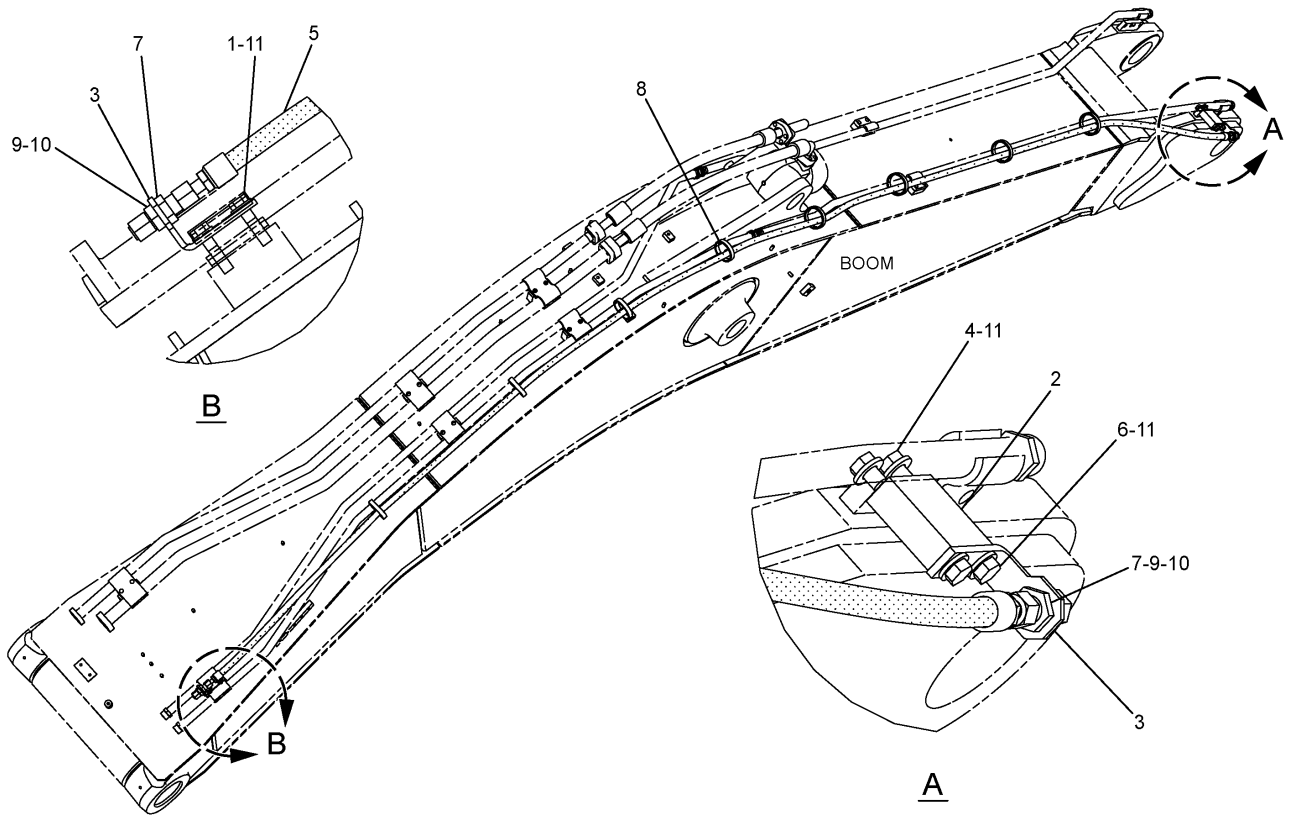
HYDRAULIC SYSTEM



H90568E 01

253-6497 LINES GP-AUXILIARY HYDRAULIC
An Attachment

HYDRAULIC SYSTEM

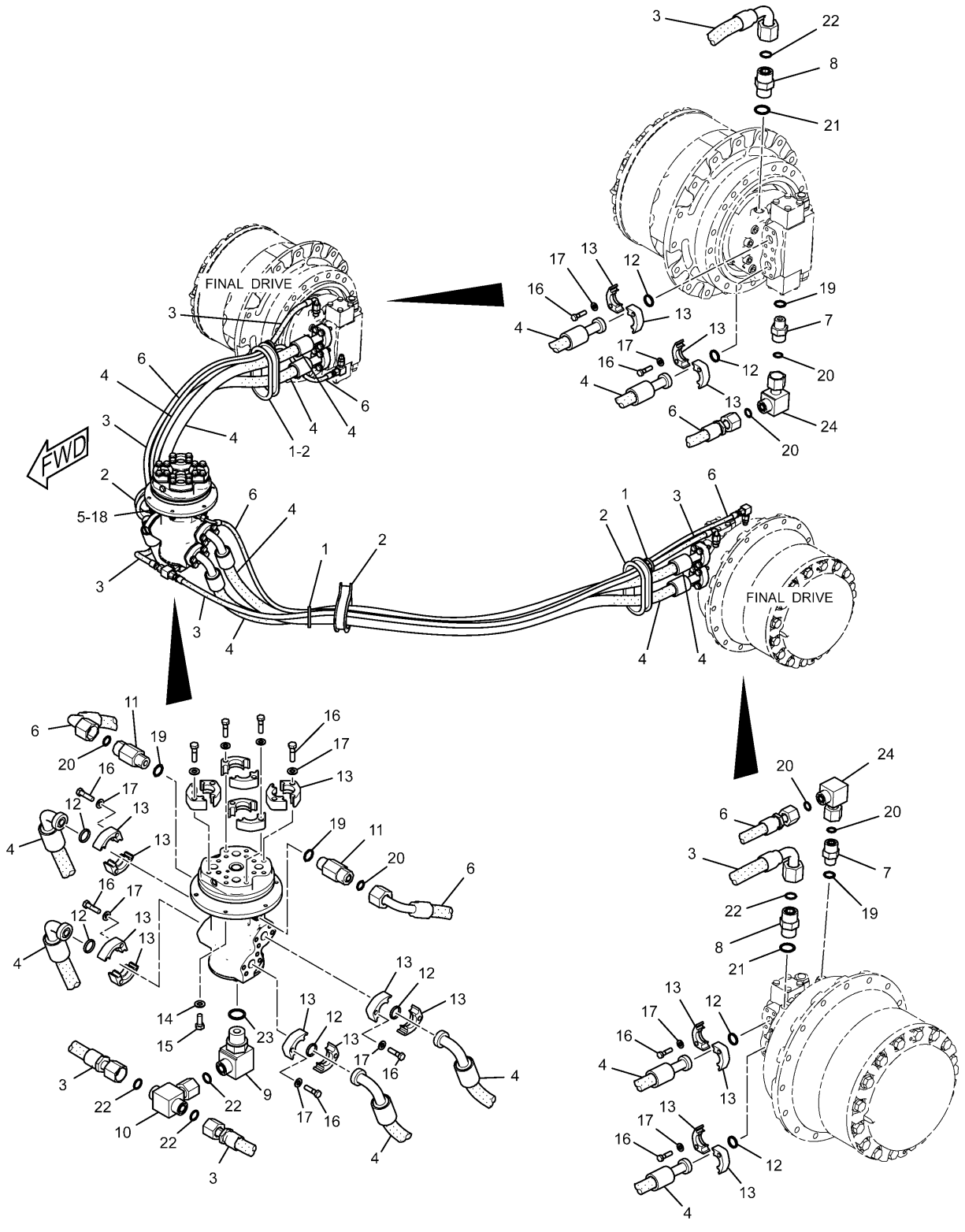


NOTE	No.	PART No.	QTY	PART NAME	NOTE	No.	PART No.	QTY	PART NAME
	1	8 T - 4194	2	BOLT (L=50mm)					
	2	153-8798	1	PLATE					
	3	253-6417	2	BRACKET					
	4	8 T - 4184	2	BOLT (L=45mm)					
	5	262-3164	1	HOSE AS					
	6	8 T - 4956	2	BOLT (L=35mm)					
	7	6 V - 9169	2	NUT					
	8	7 K - 1181	8	STRAP					
	9	6 V - 8995	2	UNION					
	10	6 V - 8398	4	SEAL-O-RING (OD=16.03mm)					
	11	8 T - 4223	2	WASHER					

H94664E 01

230-0492 LINES GP-DRAIN
 S/N CJM (T06.09)-Up, DAP (T06.09)-Up, PEH (T06.09)-Up
 An Attachment

HYDRAULIC SYSTEM



H89492E 00

227-0542 LINES GP-TRAVEL MOTOR
 S/N CJM 1-Up
 234-4440-Page544

HYDRAULIC SYSTEM

Consists of :

			Page
1	239-8693	CONTROL GP-HYDRAULIC.....	554
1	247-7420	FILM GP.....	810
1	251-0436	WIRING GP.....	196
1	255-1758	LINES GP-FRONT.....	512
1	255-1800	LINES GP-PILOT.....	487
1	255-1801	LINES GP-PILOT.....	488

H90397E 01

255-5696 CONTROL AR-AUXILIARY
Single Function/1 Pump
An Attachment

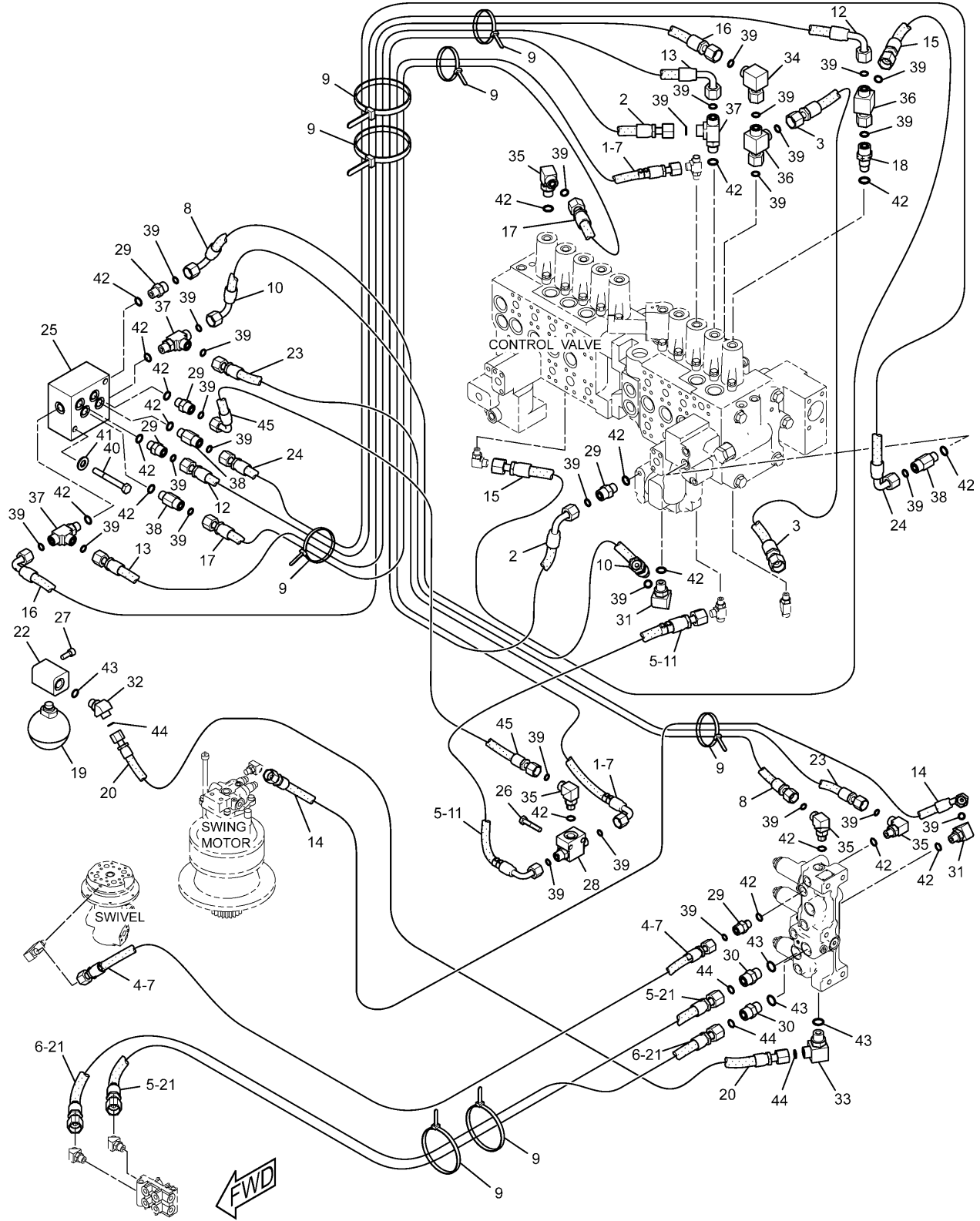
Consists of :

			Page
1	239-8693	CONTROL GP-HYDRAULIC.....	554
1	247-7420	FILM GP.....	810
1	251-0436	WIRING GP.....	196
1	255-1661	LINES GP-PILOT.....	490
1	255-1760	LINES GP-FRONT.....	516
1	255-1800	LINES GP-PILOT.....	487
1	255-5713	VALVE & MOUNTING GP.....	560

H90400E 01

255-5699 CONTROL AR-AUXILIARY
An Attachment

HYDRAULIC SYSTEM



H92747E 04

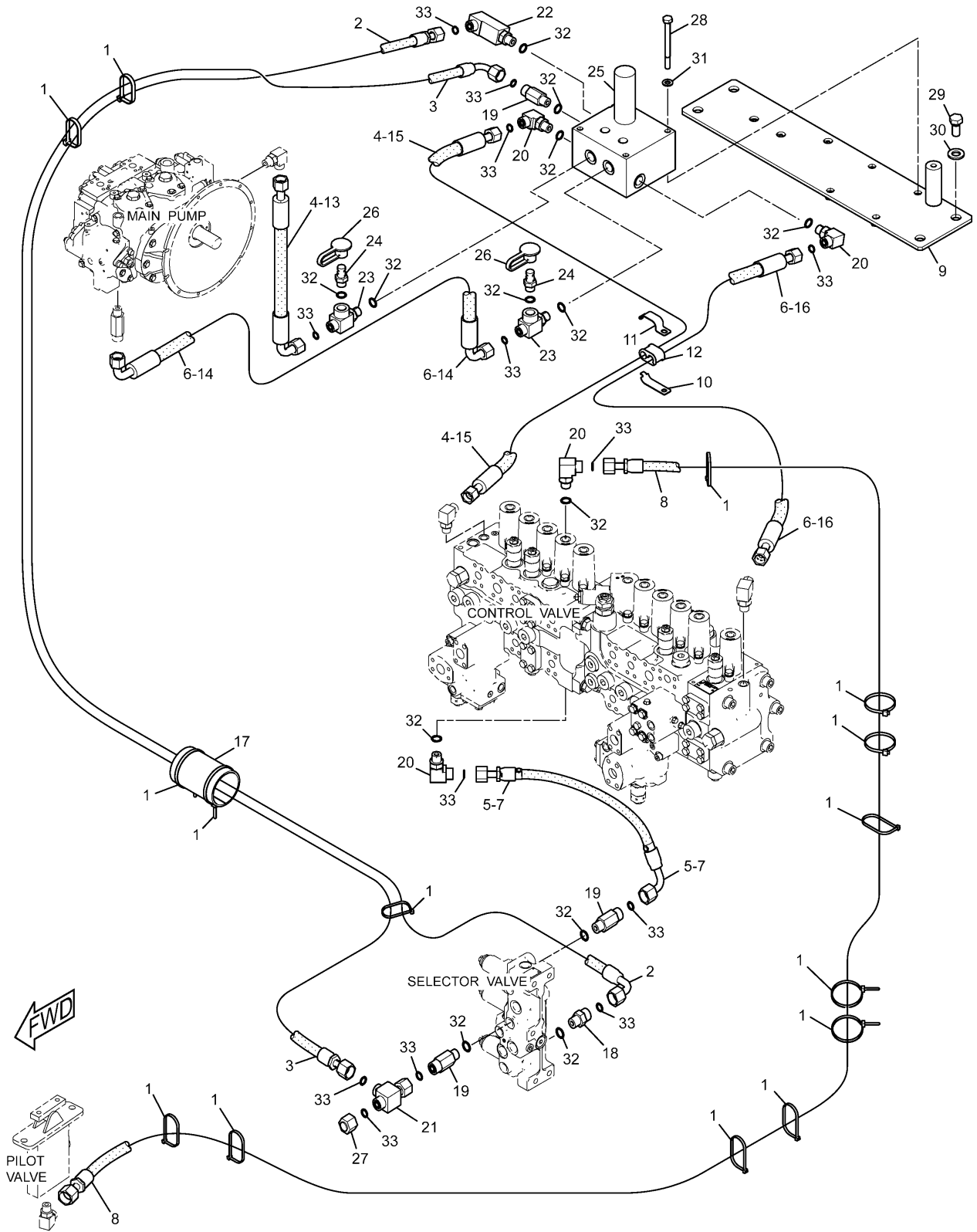
248-9827 LINES GP-PILOT (1/2)

Control Valve

S/N CJM 1-00165, DAP 1-00210, PEH 1-00224

164-6981-Page388,232-4102-Page610,123-2430-Page623

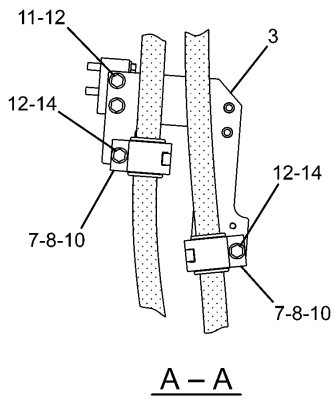
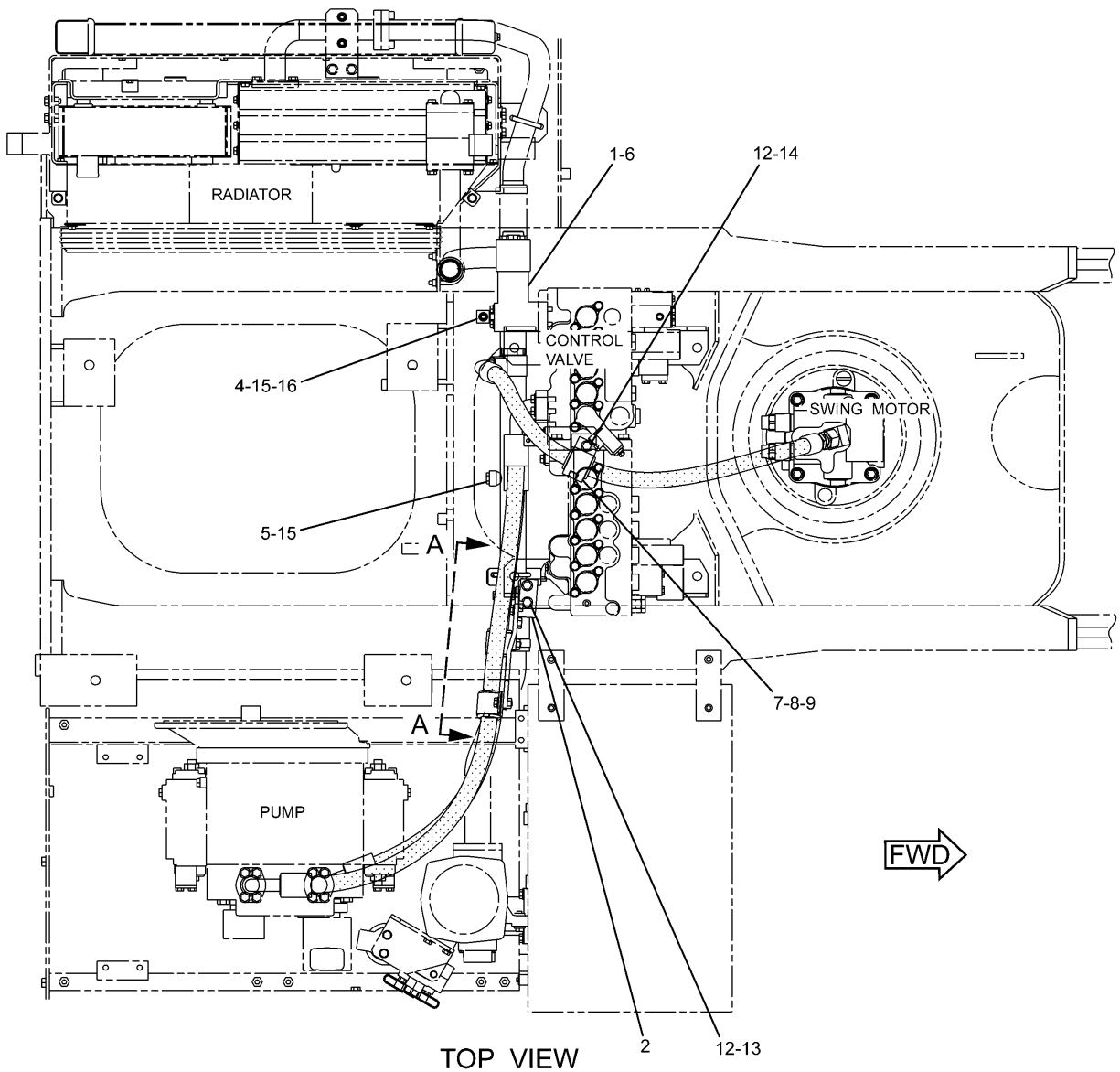
HYDRAULIC SYSTEM



H91237E 01

255-1801 LINES GP-PILOT
 Part of 255-5696-Page472
 171-0188-Page602
 An Attachment

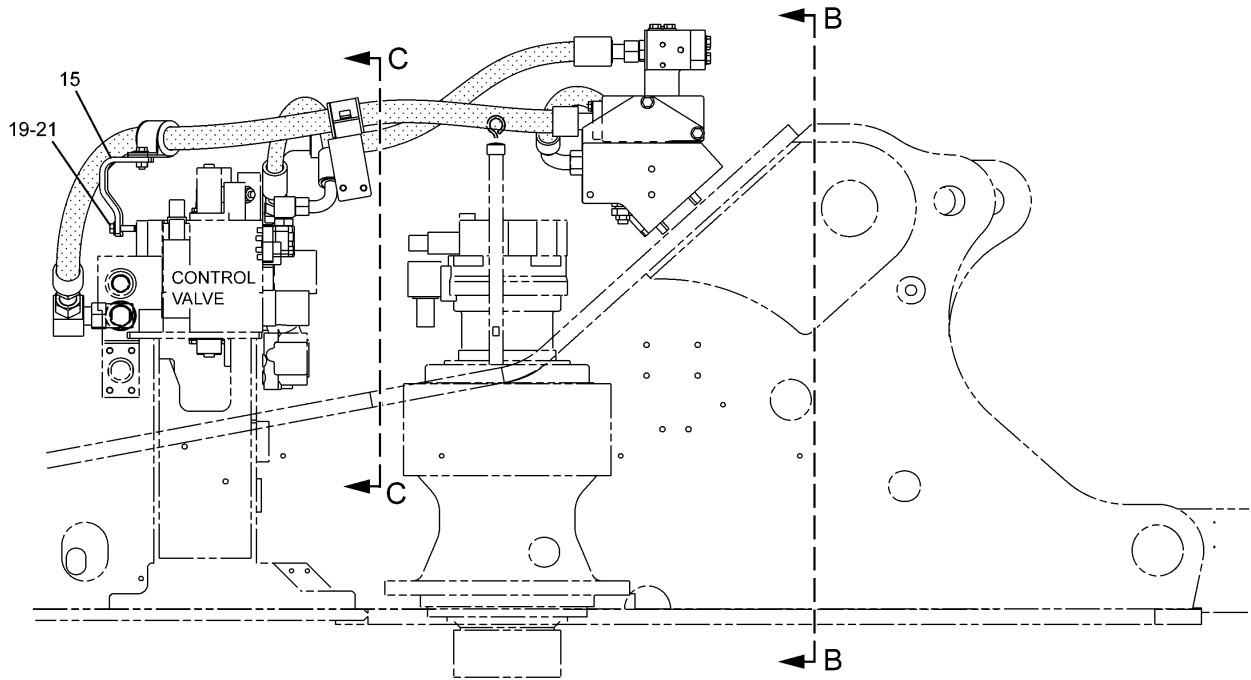
HYDRAULIC SYSTEM



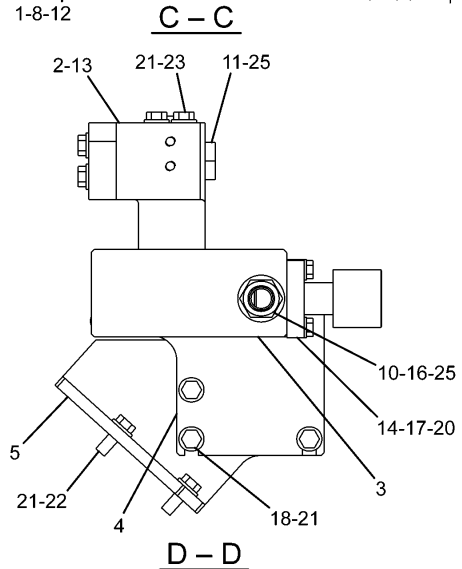
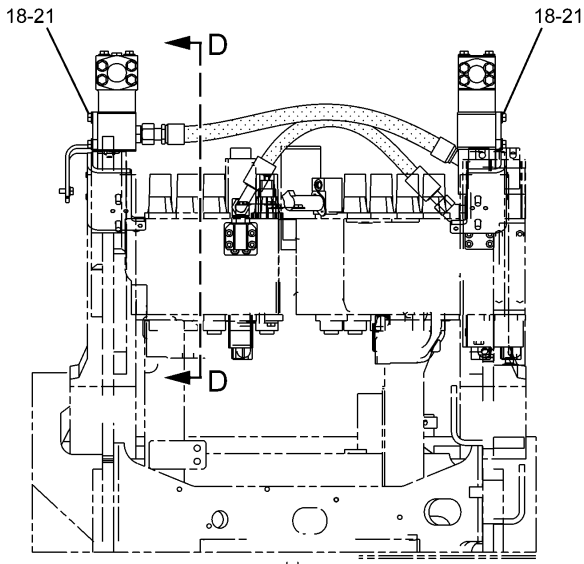
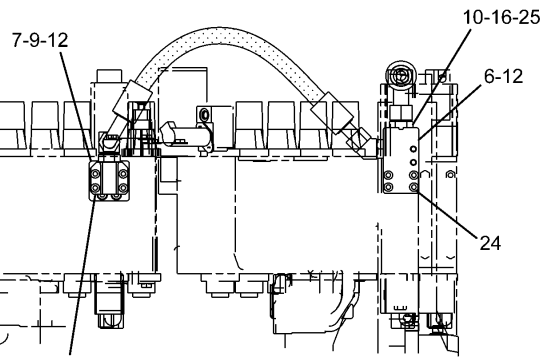
H93983E 03

248-9831 LINES & CONTROL GP-REAR (1/2)
173-4672-Page621

HYDRAULIC SYSTEM



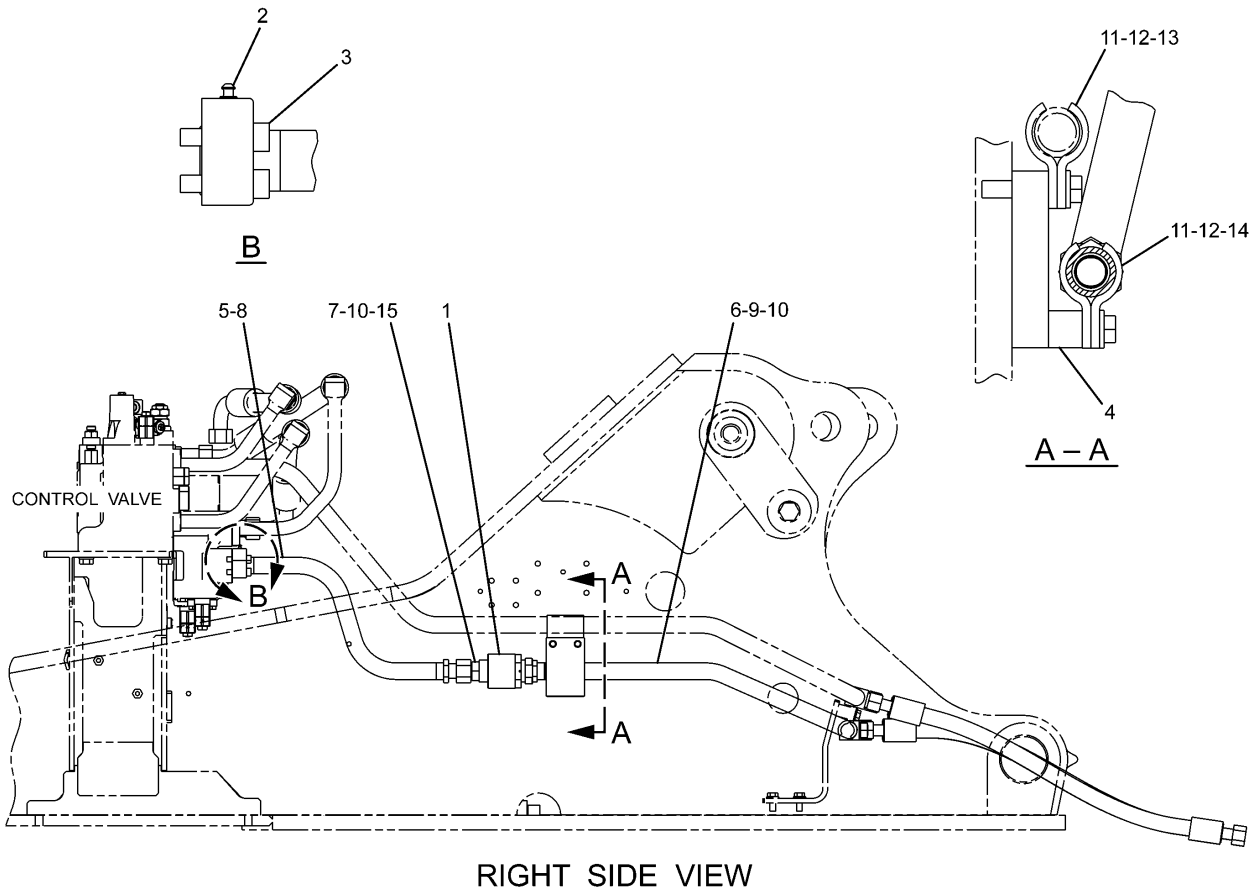
RIGHT SIDE VIEW



H91333E 02

255-1760 LINES GP-FRONT (2/2)
Part of 255-5699-Page472
An Attachment

HYDRAULIC SYSTEM

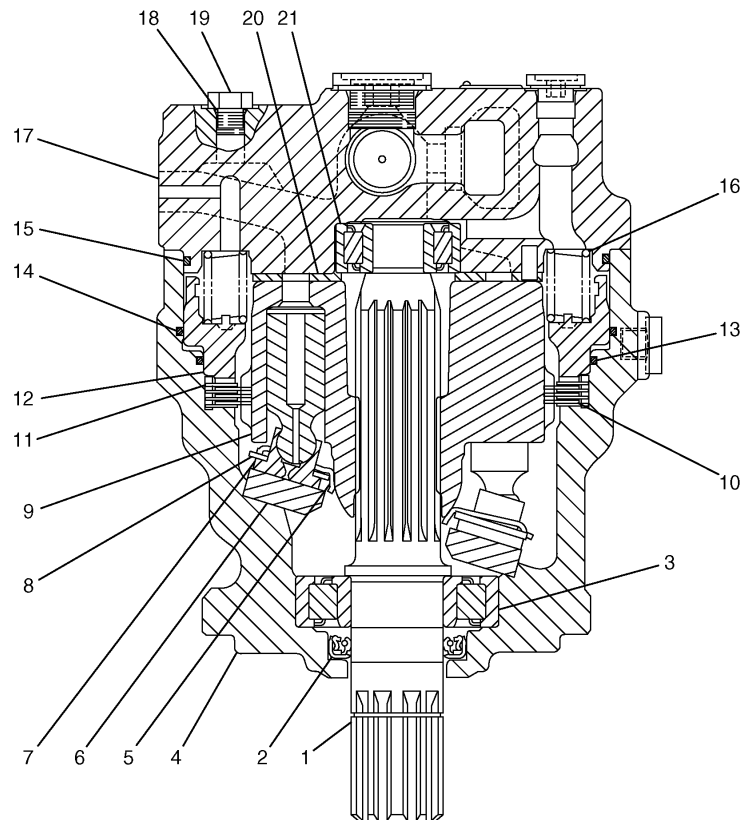
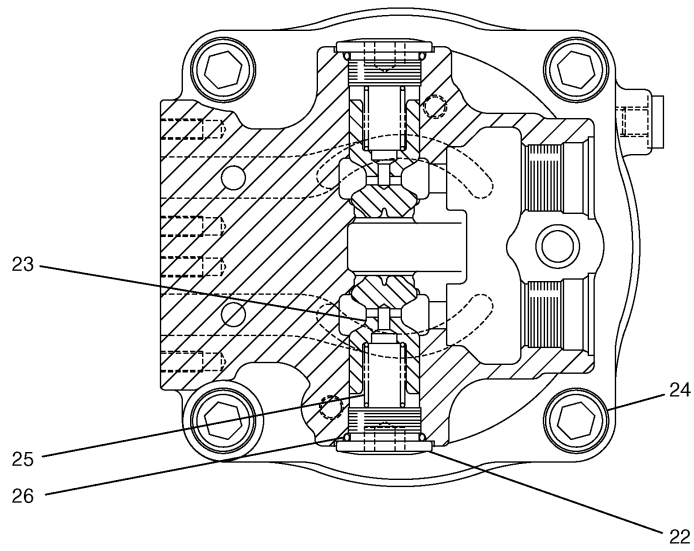


NOTE	No.	PART No.	QTY	PART NAME	NOTE	No.	PART No.	QTY	PART NAME
	1	4I-8789	1	VALVE GP					
	2	9F-2167	1	SCREW					
	3	101-7398	4	BOLT (L=40mm)					
	4	268-7183	1	PLATE AS					
	5	277-0781	1	TUBE AS					
	6	277-0782	1	TUBE AS					
	7	6V-8635	1	CONNECTOR					
	8	1P-3703	1	SEAL					
	9	6V-9746	2	SEAL-O-RING (OD=22.50mm)					
	10	7M-8485	2	SEAL-O-RING (ID=29.74mm)					
	11	7Y-3732	4	CLIP					
	12	8T-4223	4	WASHER					
	13	8T-4910	2	BOLT (L=60mm)					
	14	8T-4956	2	BOLT (L=35mm)					
	15	5K-9090	1	SEAL-O-RING (OD=27.22mm)					

H90445E 00

268-6868 LINES GP-FRONT
 Long Reach Front
 S/N DAP 1-Up
 Part of 262-3585-Page739
 An Attachment

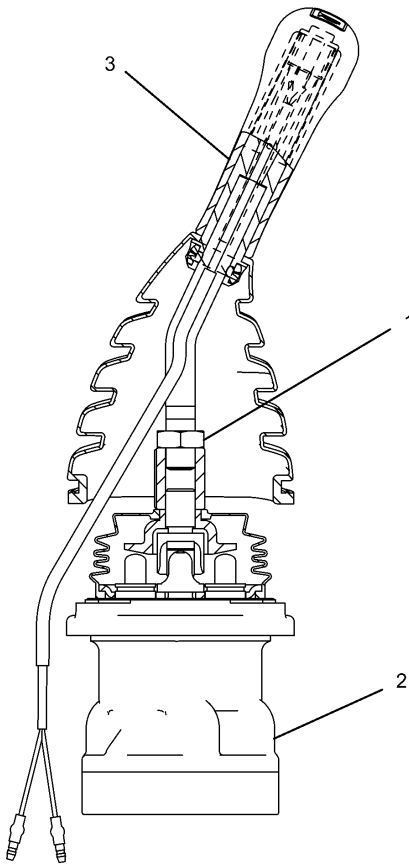
HYDRAULIC SYSTEM



H88903E 01

188-4175 MOTOR GP-SWING
Part of 179-9775-Page535

HYDRAULIC SYSTEM



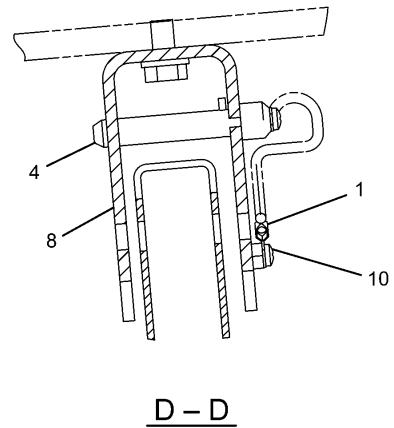
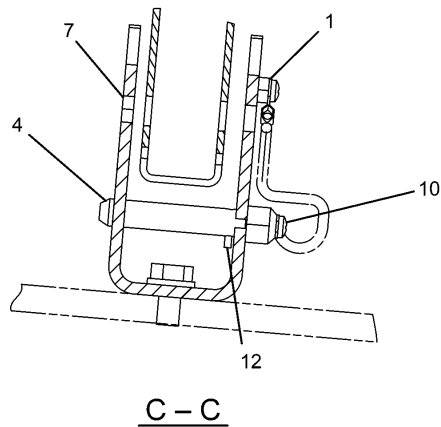
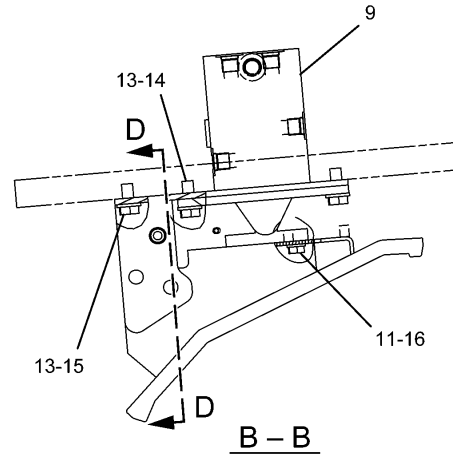
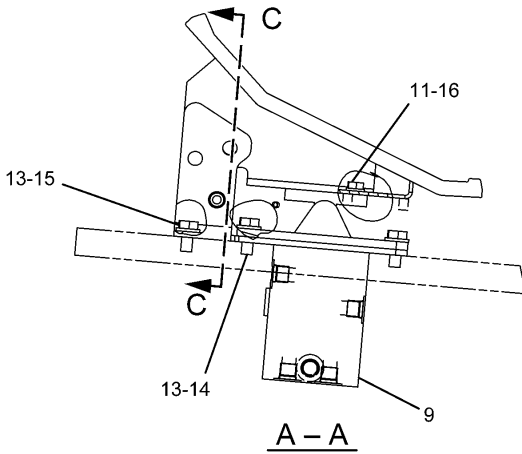
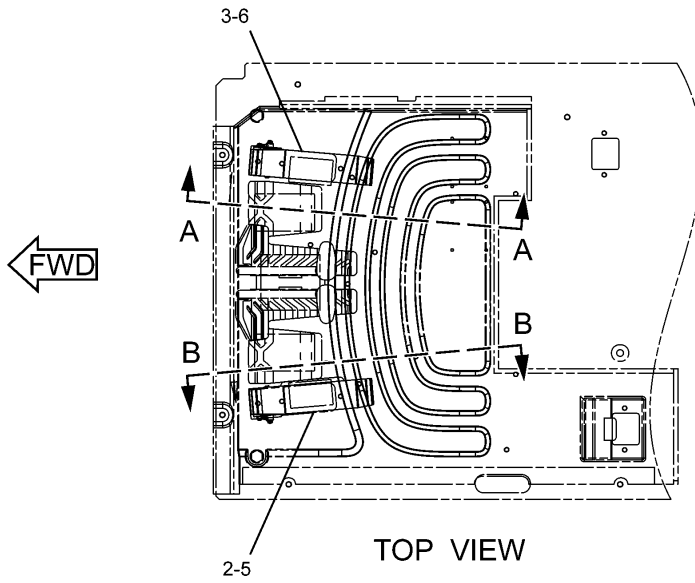
NOTE	No.	PART No.	QTY	PART NAME	NOTE	No.	PART No.	QTY	PART NAME
	1	7Y-8463	1	NUT					
Y	2	285-1327	1	VALVE GP					
Y	3	235-8969	1	CONTROL GP					

Y—SEE SEPARATE ILLUSTRATION

H92598E 00

270-5951 VALVE GP-PILOT
 Left Unit
 Part of 259-7707-Page545
 235-8969-Page548,285-1327-Page550
 An Attachment

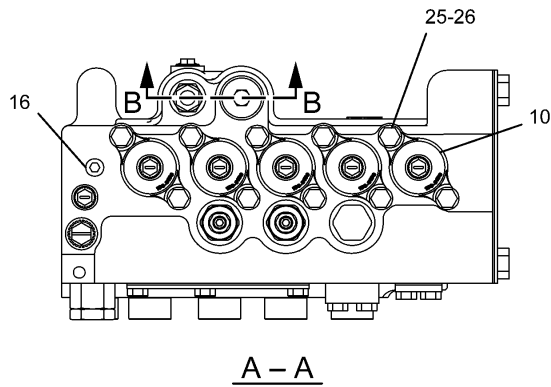
HYDRAULIC SYSTEM



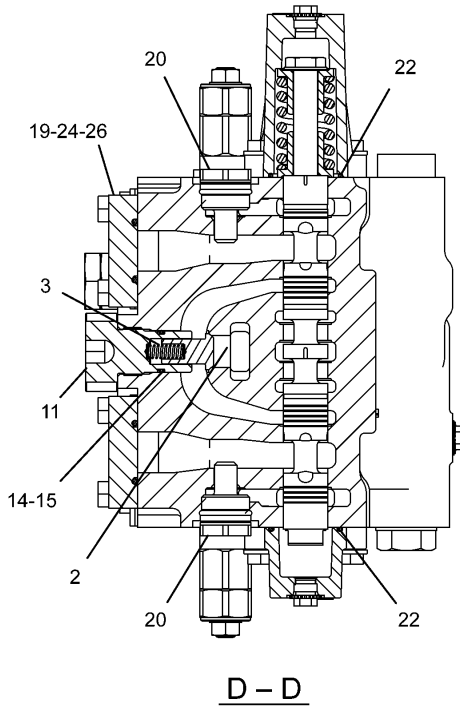
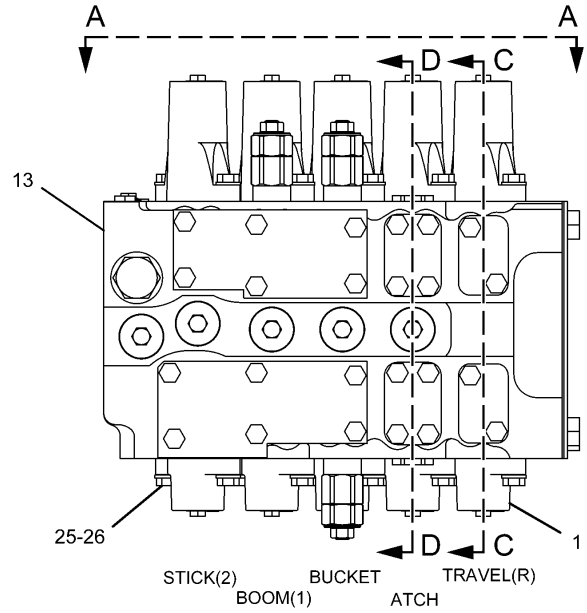
H89801E 02

239-8695 CONTROL GP-HYDRAULIC
 Part of 255-5697-Page473, 255-5702-Page474
 206-3336-Page558
 An Attachment

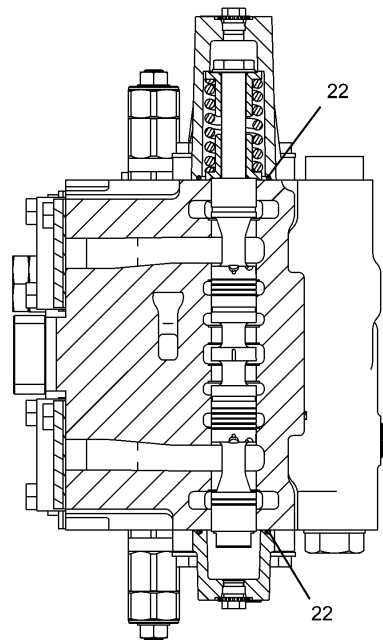
HYDRAULIC SYSTEM



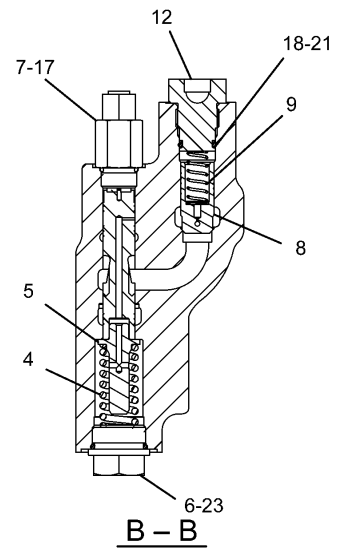
A - A



D - D



C - C

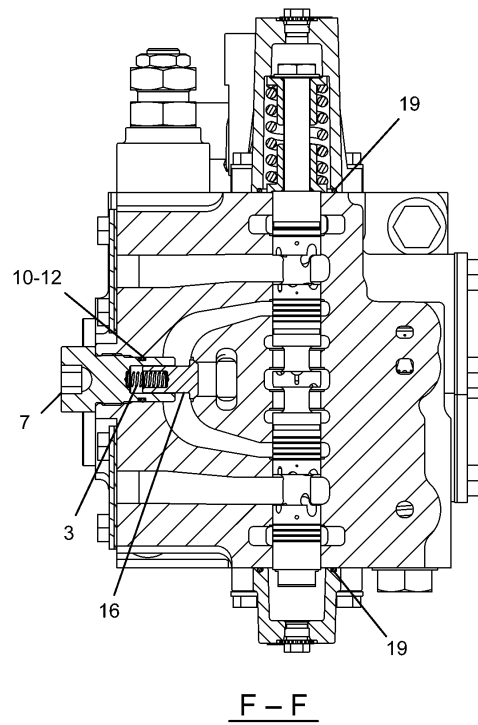
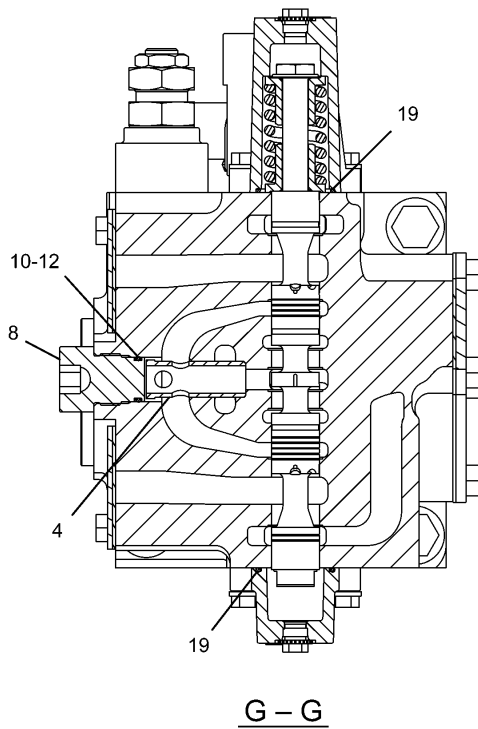
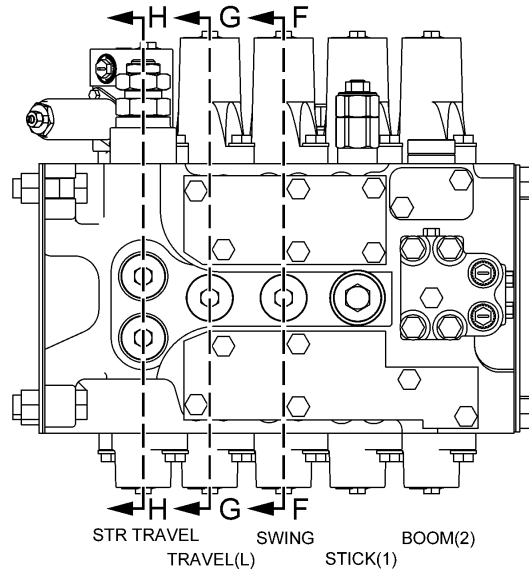
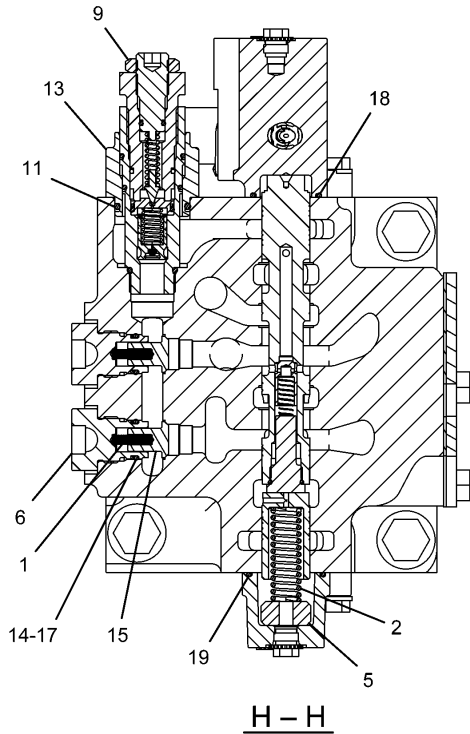


B - B

H90100E 01

255-5652 VALVE GP-CONTROL (1/2)
 Part of 255-5651-Page563
 239-8826-Page570

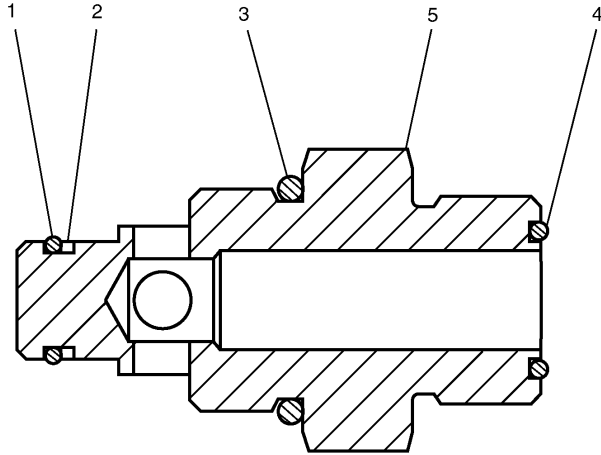
HYDRAULIC SYSTEM



H90104E 01

255-5653 VALVE GP-CONTROL (2/2)
 Part of 255-5651-Page563
 255-5660-Page579

HYDRAULIC SYSTEM

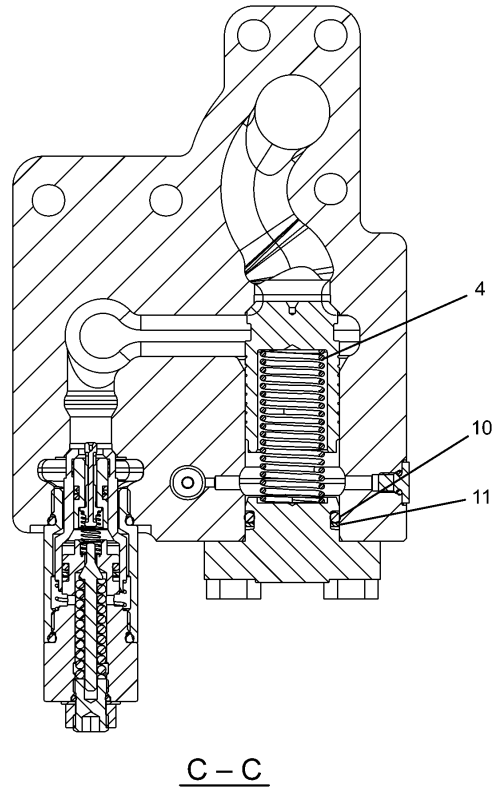
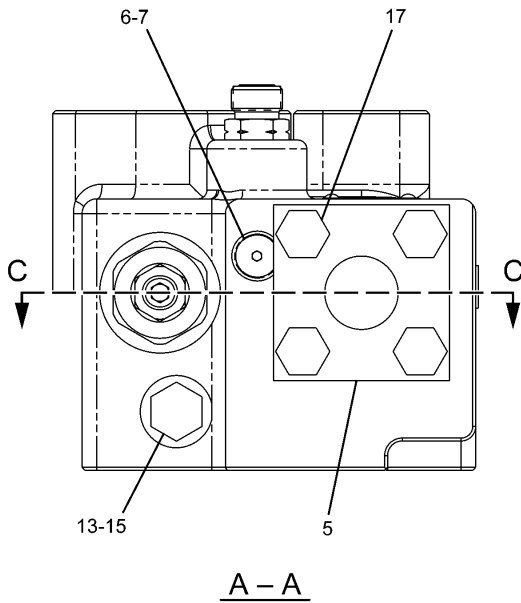
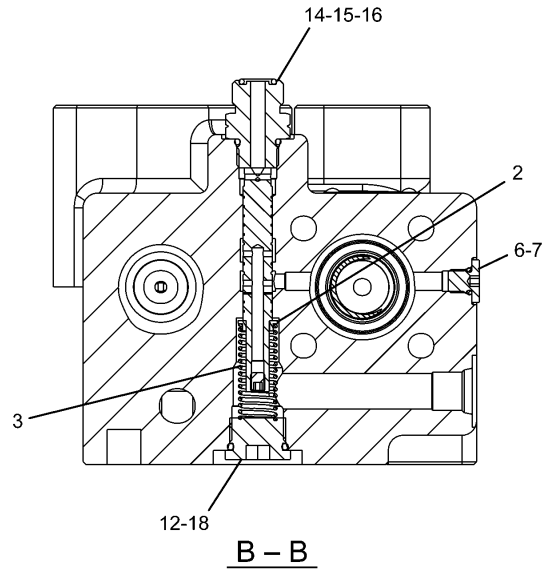
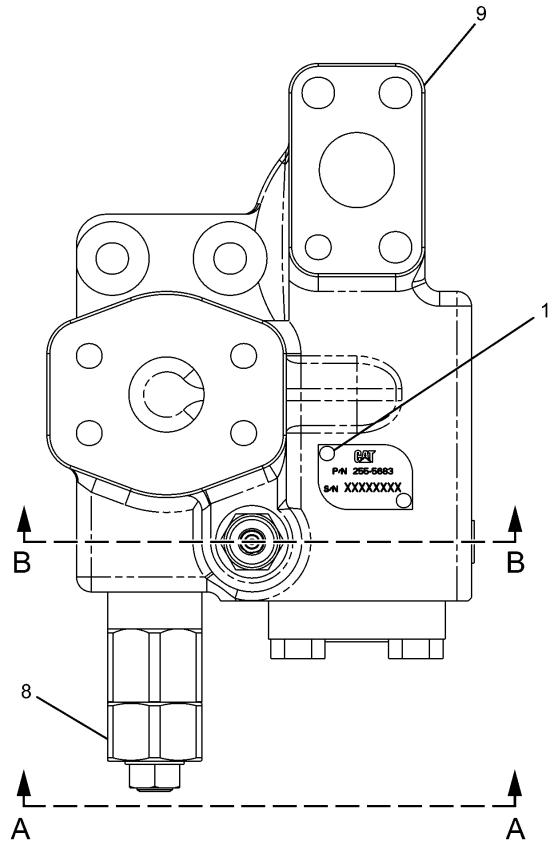


NOTE	No.	PART No.	QTY	PART NAME
	1	6 M - 5 0 6 2	1	SEAL-O-RING (ID=10.82mm)
	2	9 J - 0 7 0 5	1	RING
	3	3 D - 2 8 2 4	1	SEAL-O-RING (ID=23.47mm)
	4	7 J - 9 1 0 8	1	SEAL-O-RING (OD=19.28mm)
	5	1 6 5 - 9 4 7 4	1	PLUG

H67658E 01

165-9473 PLUG GP
 Part of 244-8419-Page585
 An Attachment

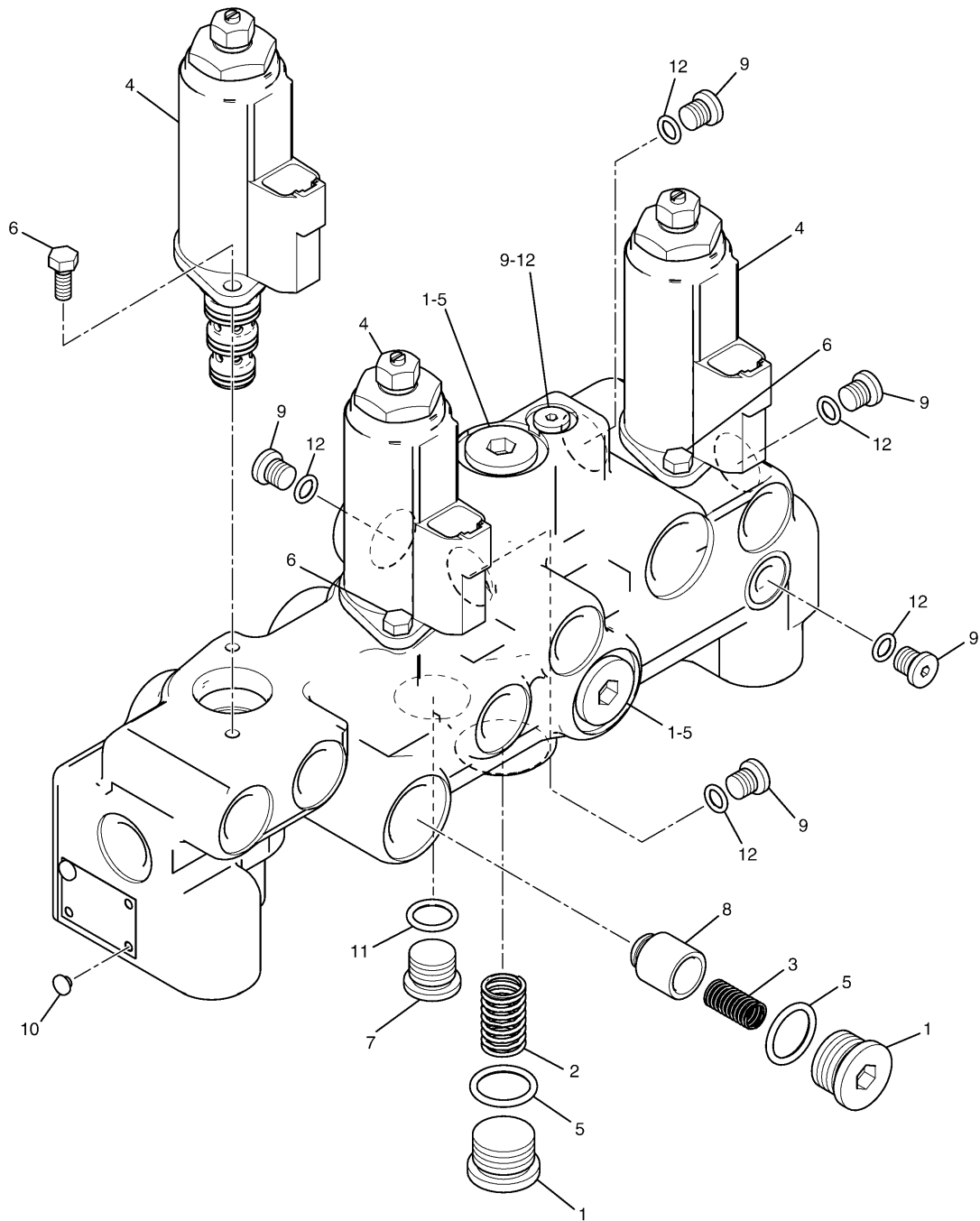
HYDRAULIC SYSTEM



H91389E 01

255-5683 VALVE GP-PILOT
 Part of 245-5179-Page507
 255-5662-Page598

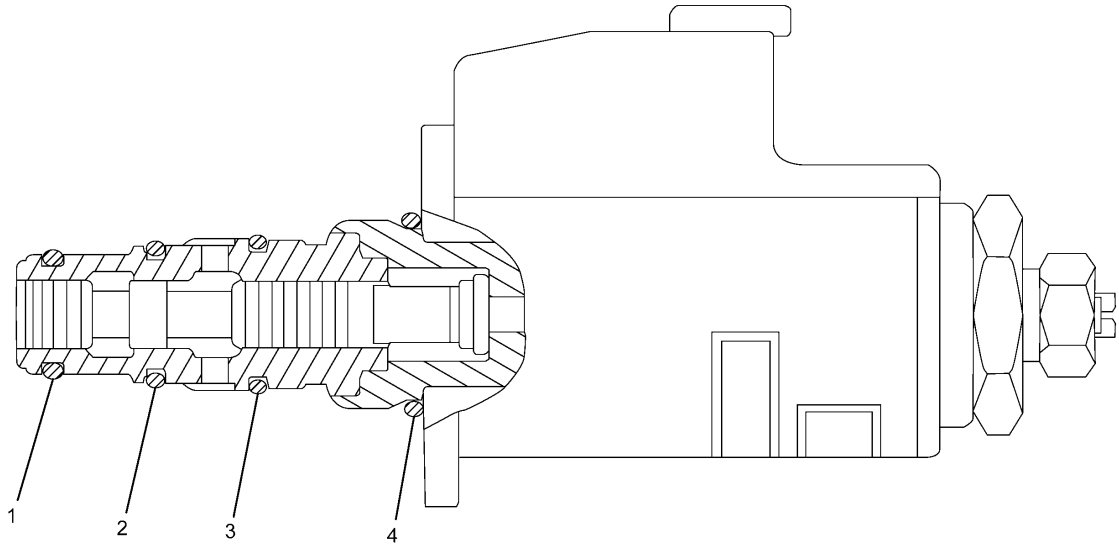
HYDRAULIC SYSTEM



H87214E 00

239-8697 VALVE GP-SELECTOR
Part of 215-5037-Page604
121-1491-Page581

HYDRAULIC SYSTEM

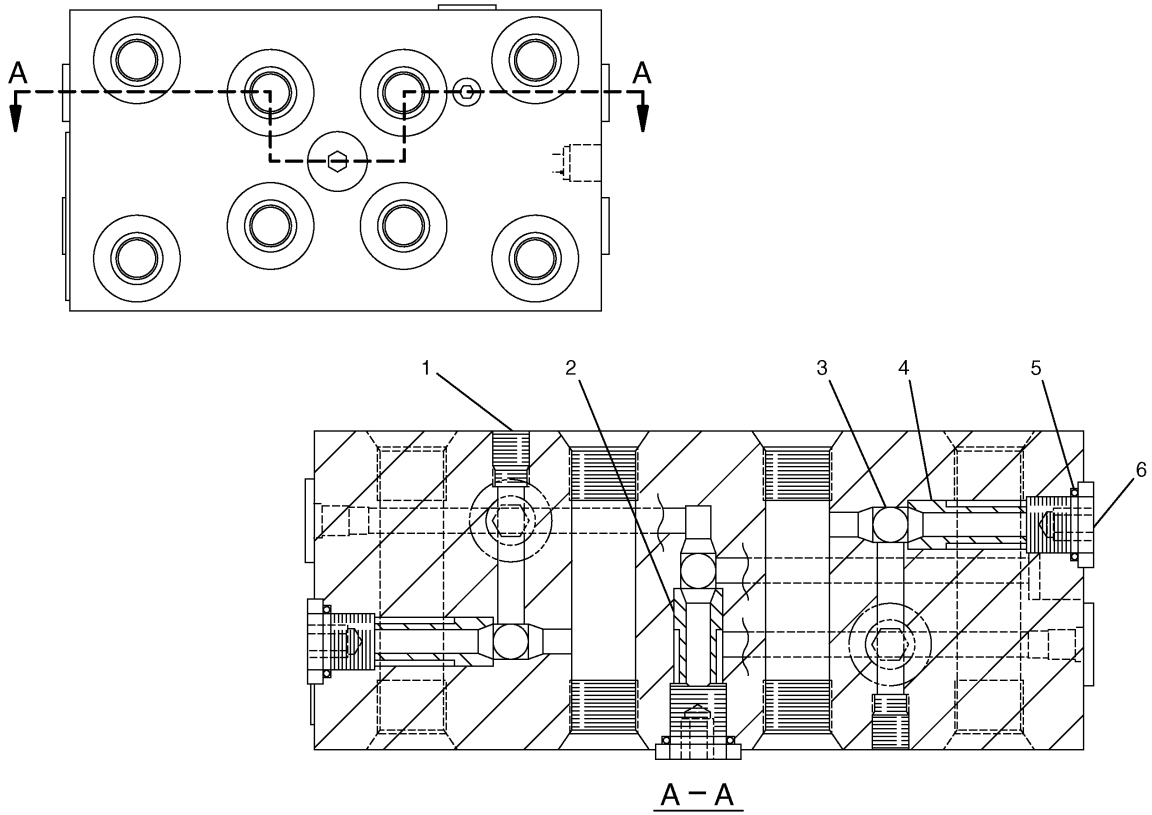


NOTE	No.	PART No.	QTY	PART NAME	NOTE	No.	PART No.	QTY	PART NAME
	1	126-6514	1	SEAL-O-RING (ID=10.82mm)					
	2	126-6515	1	SEAL-O-RING (ID=12.42mm)					
	3	126-6516	1	SEAL-O-RING (ID=14.00mm)					
	4	095-1586	1	SEAL-O-RING (ID=19.80mm)					

H88821E 01

116-3526 VALVE GP-SOLENOID
Part of 158-9090-Page615

HYDRAULIC SYSTEM

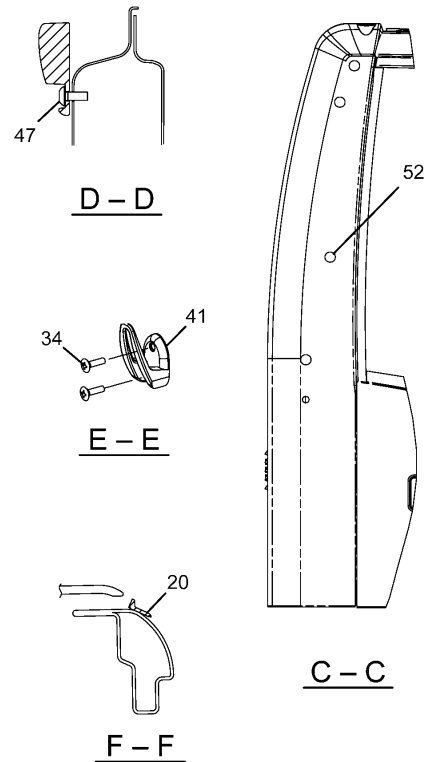
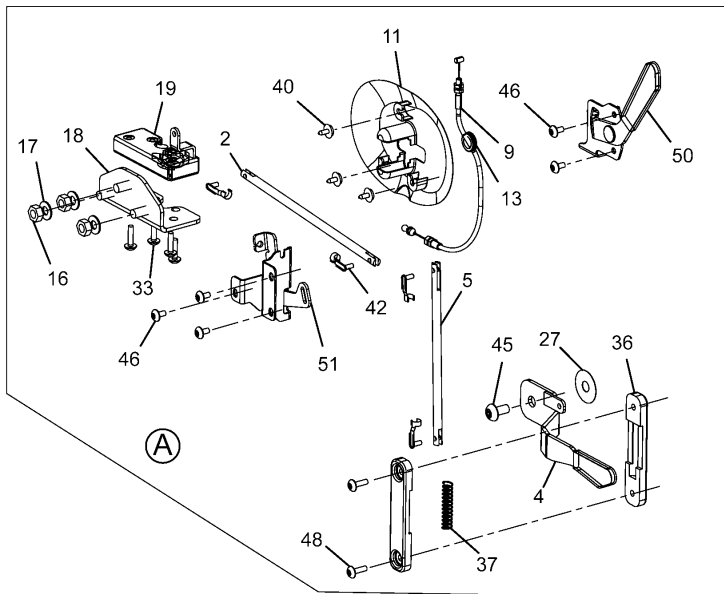
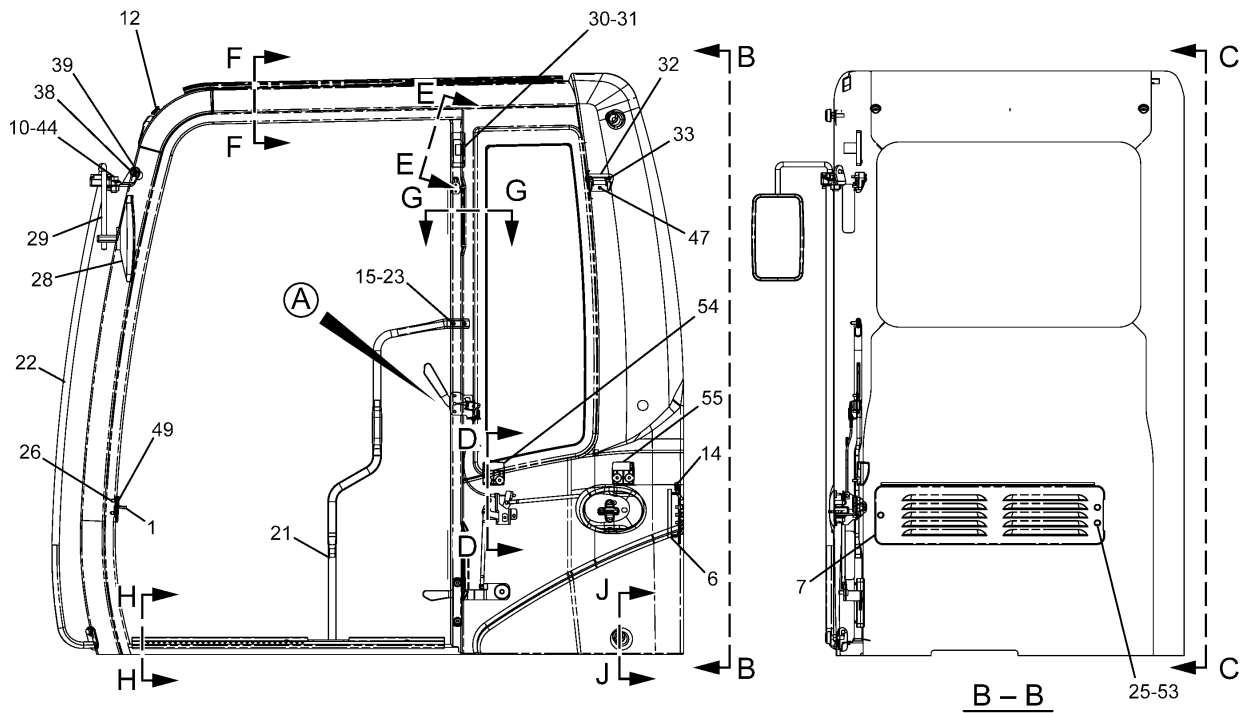


NOTE	No.	PART No.	QTY	PART NAME	NOTE	No.	PART No.	QTY	PART NAME
	1	71-8084	4	PLUG					
	2	185-0463	1	SEAT					
	3	4B-9880	7	BALL					
	4	165-9464	6	SEAT					
	5	095-1578	7	SEAL-O-RING (ID=9.80mm)					
	6	107-6479	7	PLUG					

H77601E 01

185-0462 VALVE GP-SHUTTLE
Part of 248-9825-Page479

OPERATOR STATION



H89490E 06

235-8910 CAB GP-EXTERIOR

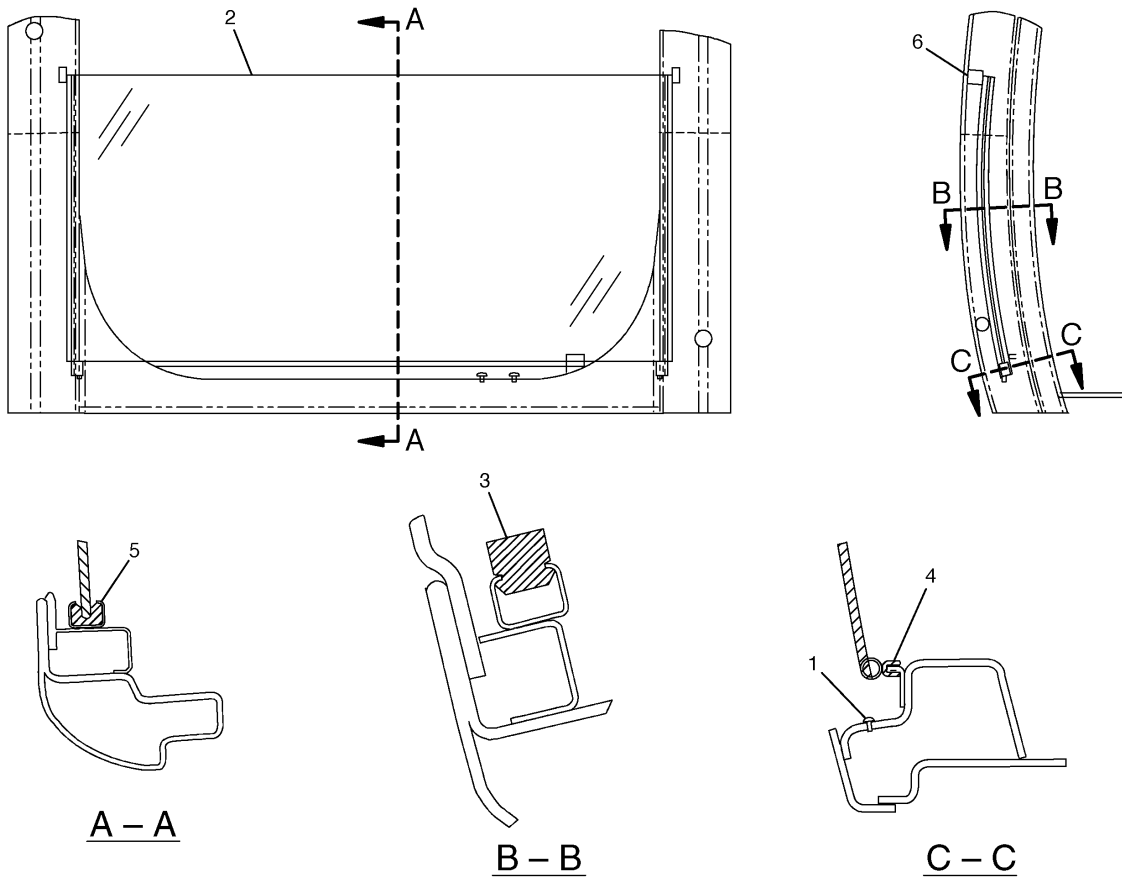
Skylight

Part of 229-9097-Page631

259-7295-Page636, 164-0528, 176-1939-Page637

An Attachment

OPERATOR STATION

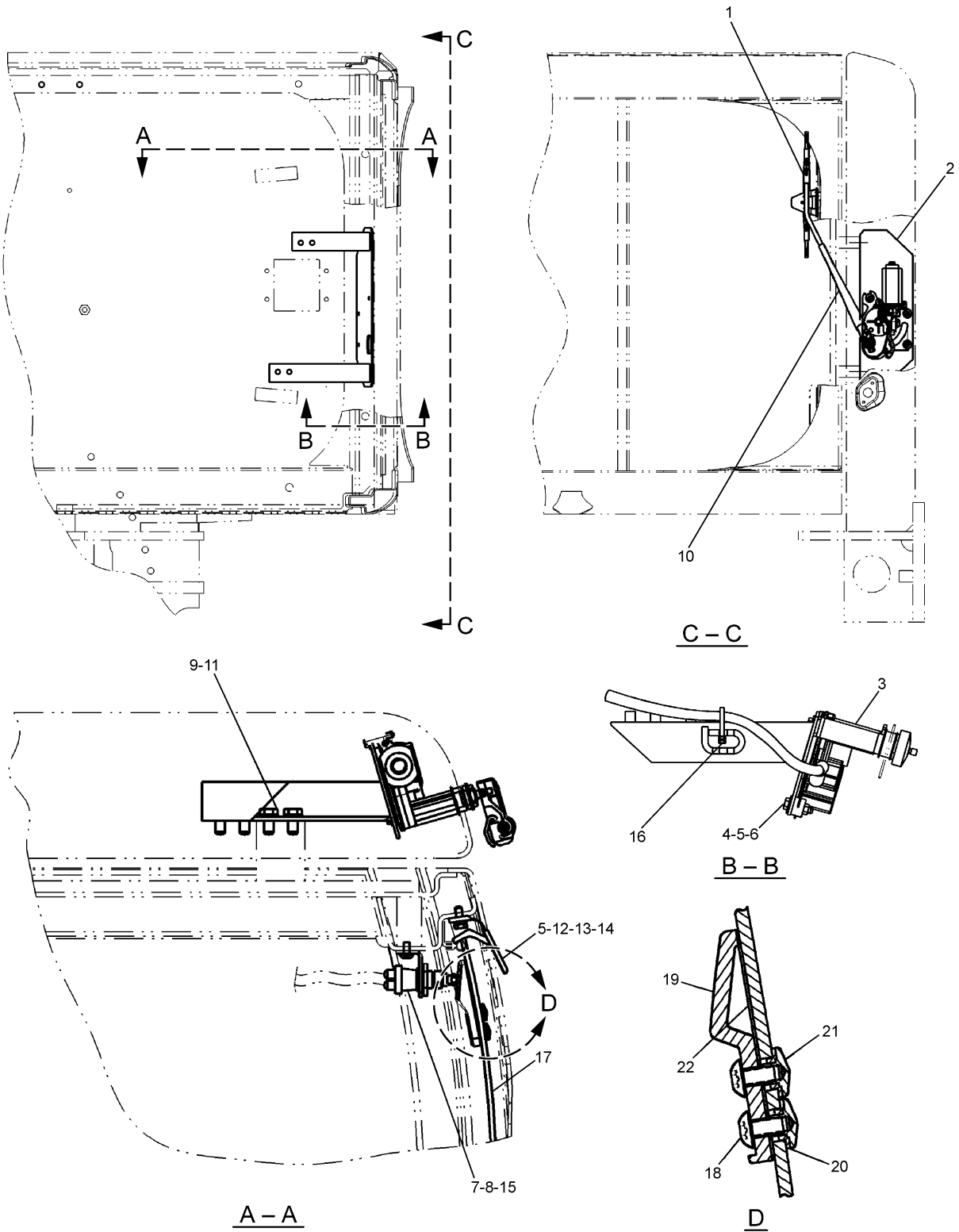


NOTE	No.	PART No.	QTY	PART NAME	NOTE	No.	PART No.	QTY	PART NAME
	1	139-7119	2	PLUG					
	2	156-6473	1	GLASS					
	3	156-6631	2	STOPPER					
	4	161-3683	1	SEAL					
	5	178-5569	2	SEAL					
	6	189-2702	2	SEAL					

H74712E 01

176-1958 WINDOW GP
 Lower
 Part of 229-9097-Page631
 An Attachment

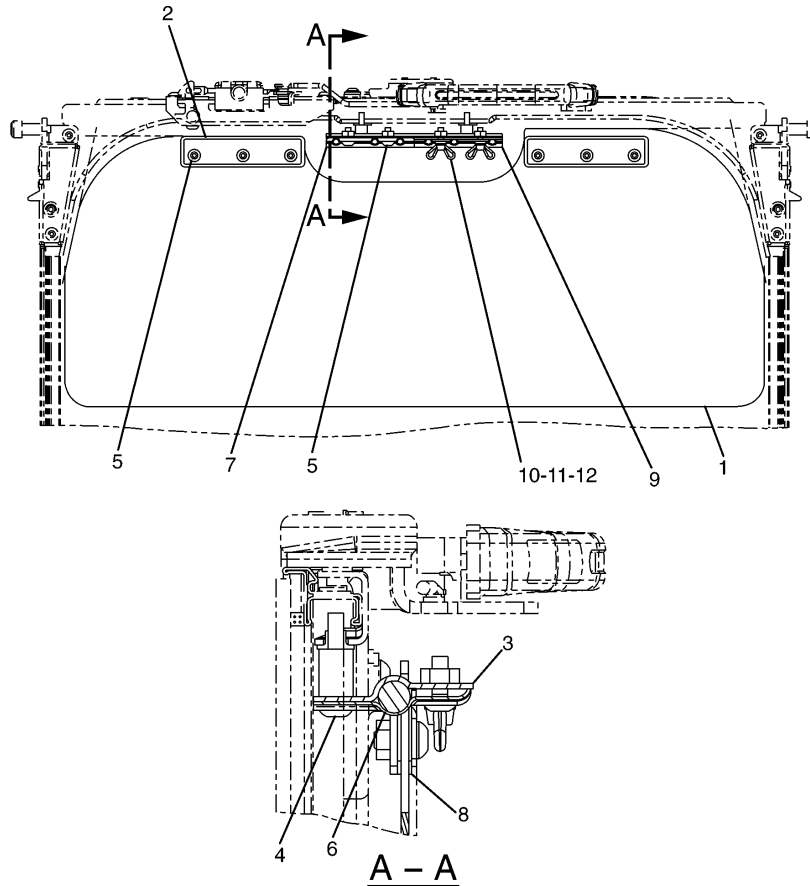
OPERATOR STATION



H87564E 02

229-9087 WIPER & WASHER GP-WINDOW
 Lower/Skylight Hatch Cab
 Part of 229-9086-Page653
 129-6466-Page270
 An Attachment

OPERATOR STATION

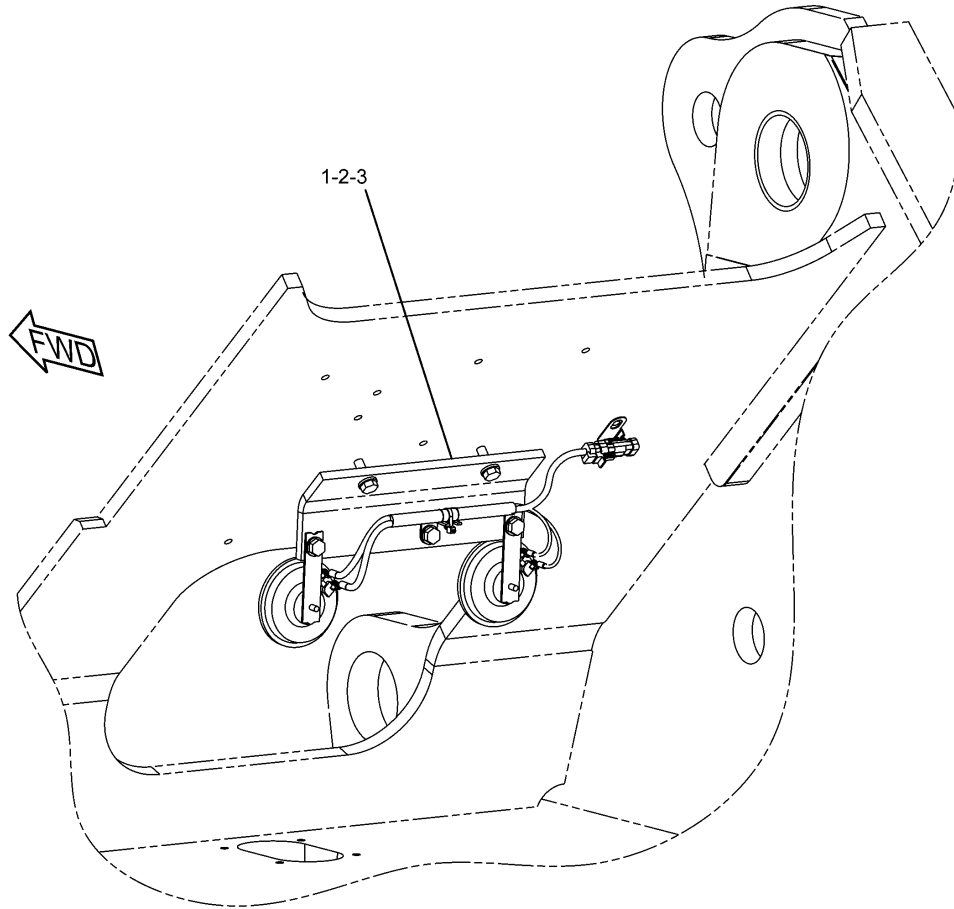


NOTE	No.	PART No.	QTY	PART NAME	NOTE	No.	PART No.	QTY	PART NAME
	1	210-5836	1	VISOR					
	2	210-5837	2	STRIP					
	3	164-0639	1	BRACKET AS					
	4	9X-2046	2	SCREW					
	5	9X-2044	8	SCREW					
	6	210-5834	1	BRACKET AS					
	7	210-5828	1	PLATE					
	8	210-5838	4	PACKING					
	9	210-5827	1	PLATE					
	10	210-5829	2	BOLT					
	11	8H-3481	2	LOCKWASHER					
	12	9X-8256	2	WASHER					

H78643E 04

161-3751 VISOR GP-SUN
An Attachment

OPERATOR STATION



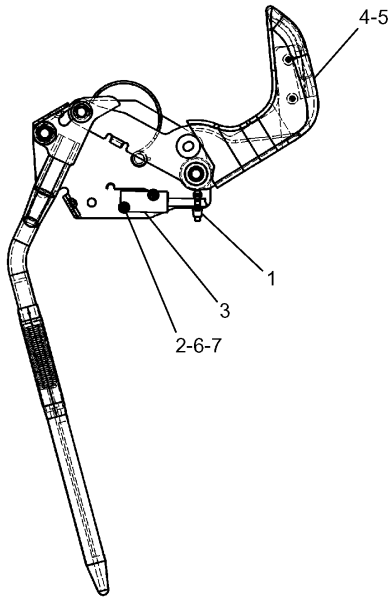
NOTE	No.	PART No.	QTY	PART NAME	NOTE	No.	PART No.	QTY	PART NAME
Y	1	291-7559	1	HORN GP					
	2	8T-4121	2	WASHER					
	3	8T-4195	2	BOLT (L=30mm)					

Y—SEE SEPARATE ILLUSTRATION

H93537E 01

267-8071 HORN GP-ELECTRIC
291-7559-Page675

OPERATOR STATION



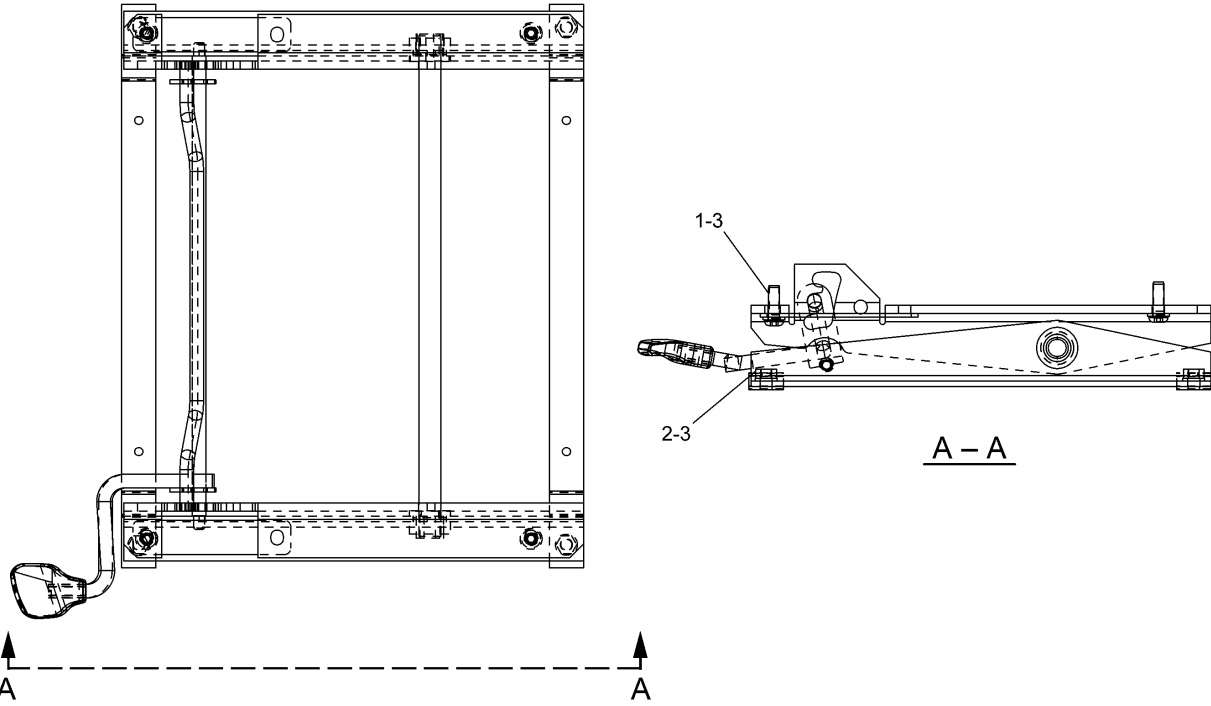
NOTE	No.	PART No.	QTY	PART NAME
Y	1	3S-2093	1	STRAP
	2	41-3038	2	WASHER
	3	111-4799	1	SWITCH AS
	4	185-8286	2	SCREW
	5	234-6615	1	KNOB
	6	087-4683	2	LOCKWASHER
	7	120-9027	2	SCREW

Y-SEE SEPARATE ILLUSTRATION

H87487E 04

234-6613 LEVER AS
 Part of 259-7349-Page683
 111-4799-Page270

OPERATOR STATION

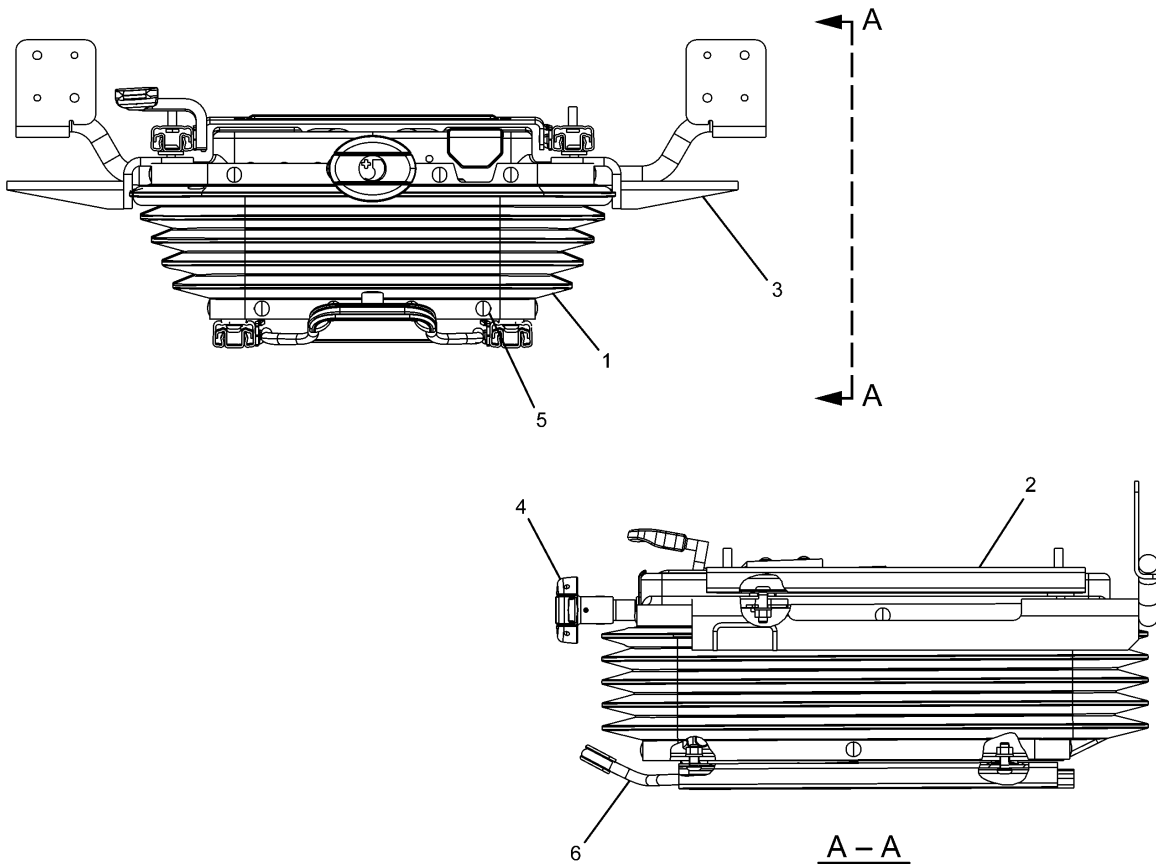


NOTE	No.	PART No.	QTY	PART NAME	NOTE	No.	PART No.	QTY	PART NAME
	1	245-7898	4	SCREW					
	2	5C-7261	4	NUT					
	3	8T-4224	8	WASHER					

H88069E 00

245-7888 SUPPORT KIT-TILT
 Part of 229-9093-Page692,240-5058-Page702
 An Attachment

OPERATOR STATION



NOTE	No.	PART No.	QTY	PART NAME	NOTE	No.	PART No.	QTY	PART NAME
	1	242-8768	1	COVER AS					
		147-4921	1	CLIP KIT					
Y	2	245-7889	1	ADJUSTER KIT					
Y	3	245-7890	1	BRACKET KIT					
Y	4	245-7891	1	SUPPORT KIT					
	5	245-7895	1	CLIP KIT					
Y	6	245-7896	1	ADJUSTER KIT					

Y-SEE SEPARATE ILLUSTRATION

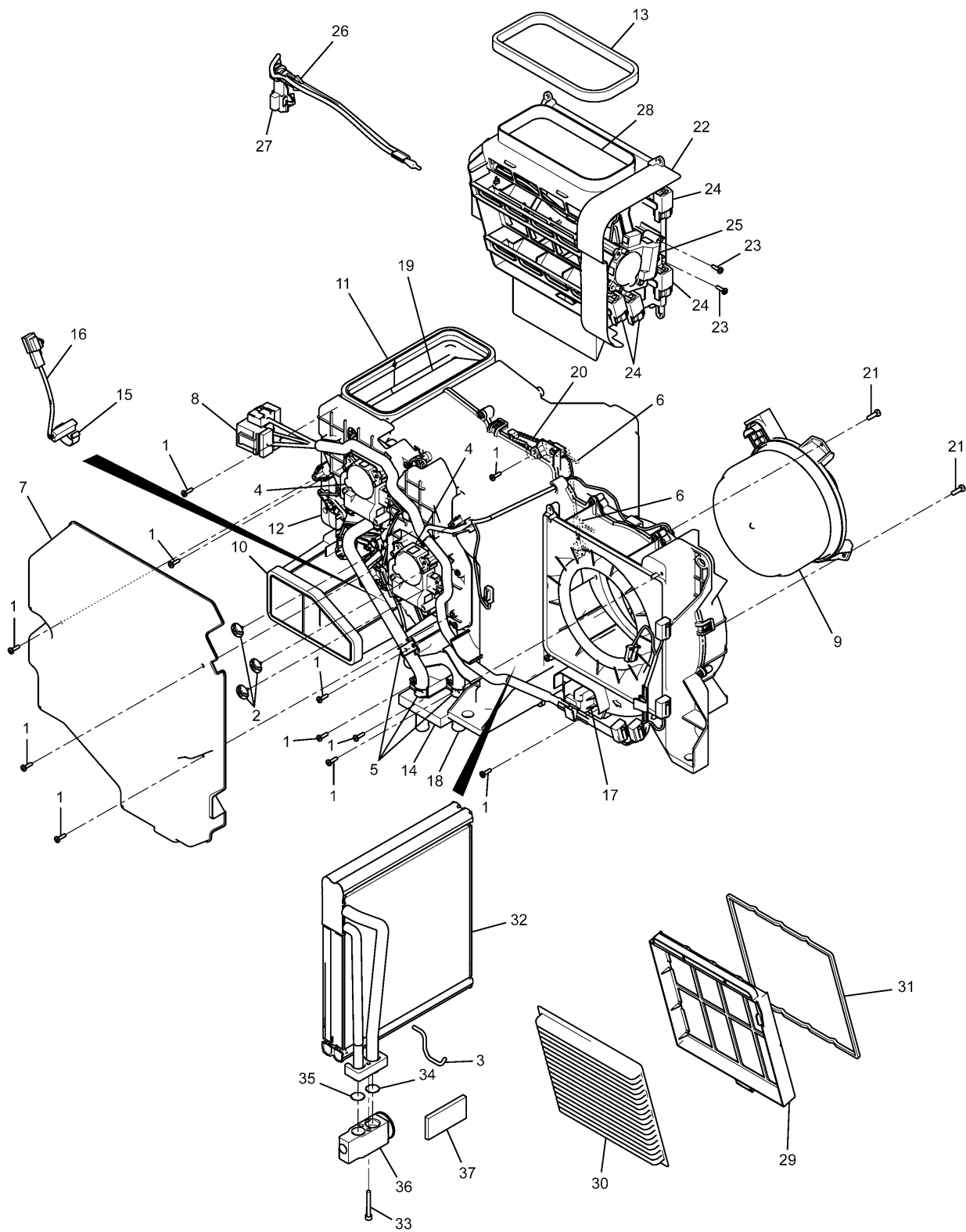
H91448E 02

229-9095 SUPPORT GP-SEAT

Part of 240-5057-Page701

245-7889-Page696,245-7896-Page697,245-7890-Page698,245-7891-Page705
An Attachment

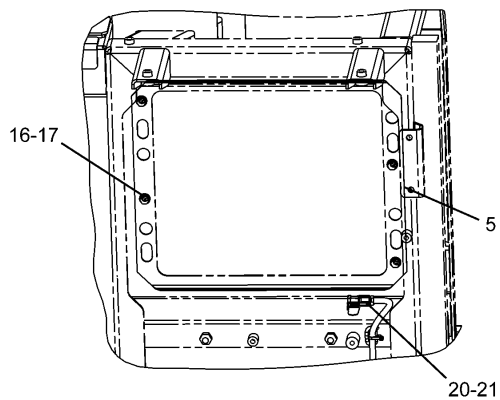
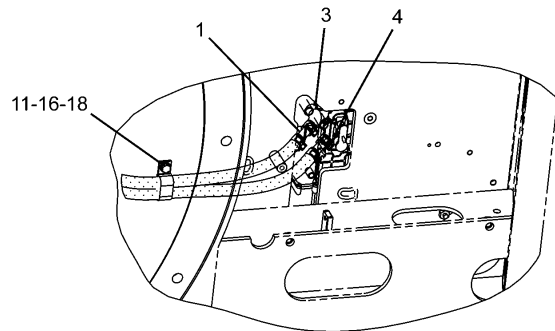
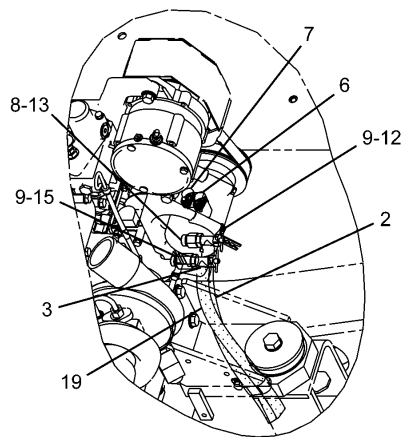
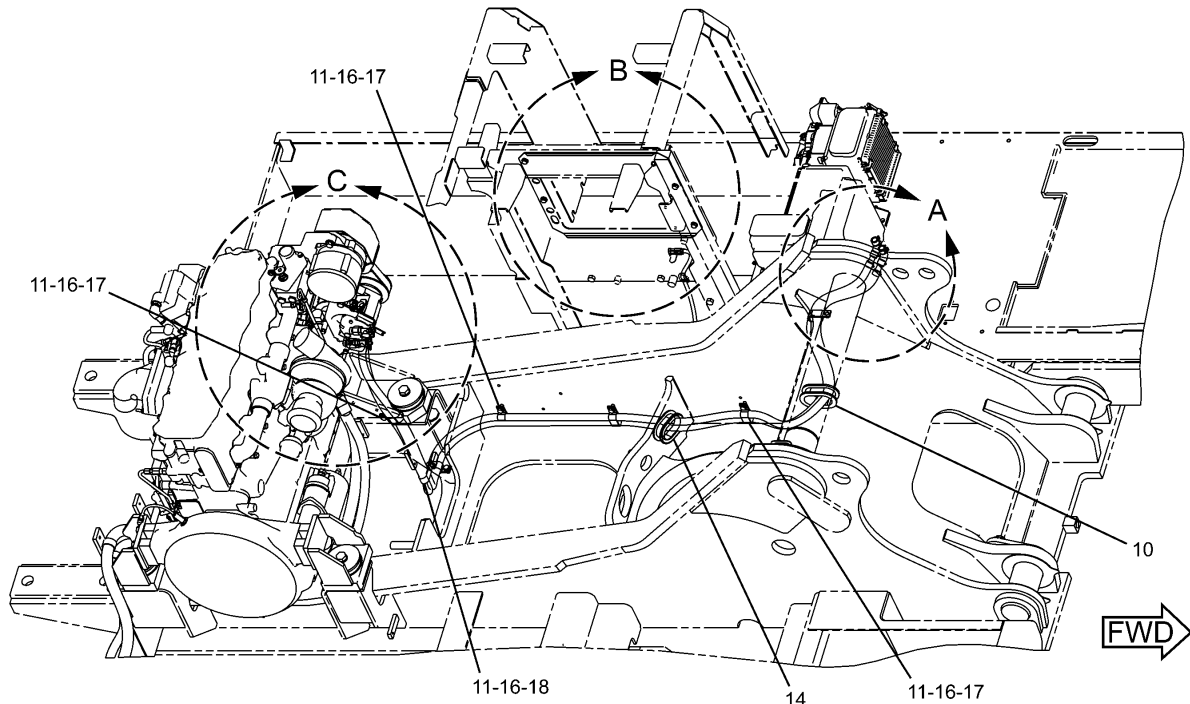
OPERATOR STATION



H94660E 06

229-9081 AIR CONDITIONER GP
Part of 229-9080-Page713
An Attachment

OPERATOR STATION



H89096E 01

229-9085 LINES GP-HEATER
 Part of 229-9083-Page711
 An Attachment

IMPLEMENTS

Consists of :

			Page
1	236-2968	LINES GP-STICK.....	427
1	244-4359	STICK GP-HOE	750

H89074E 00

240-4030 STICK AR-HOE
An Attachment

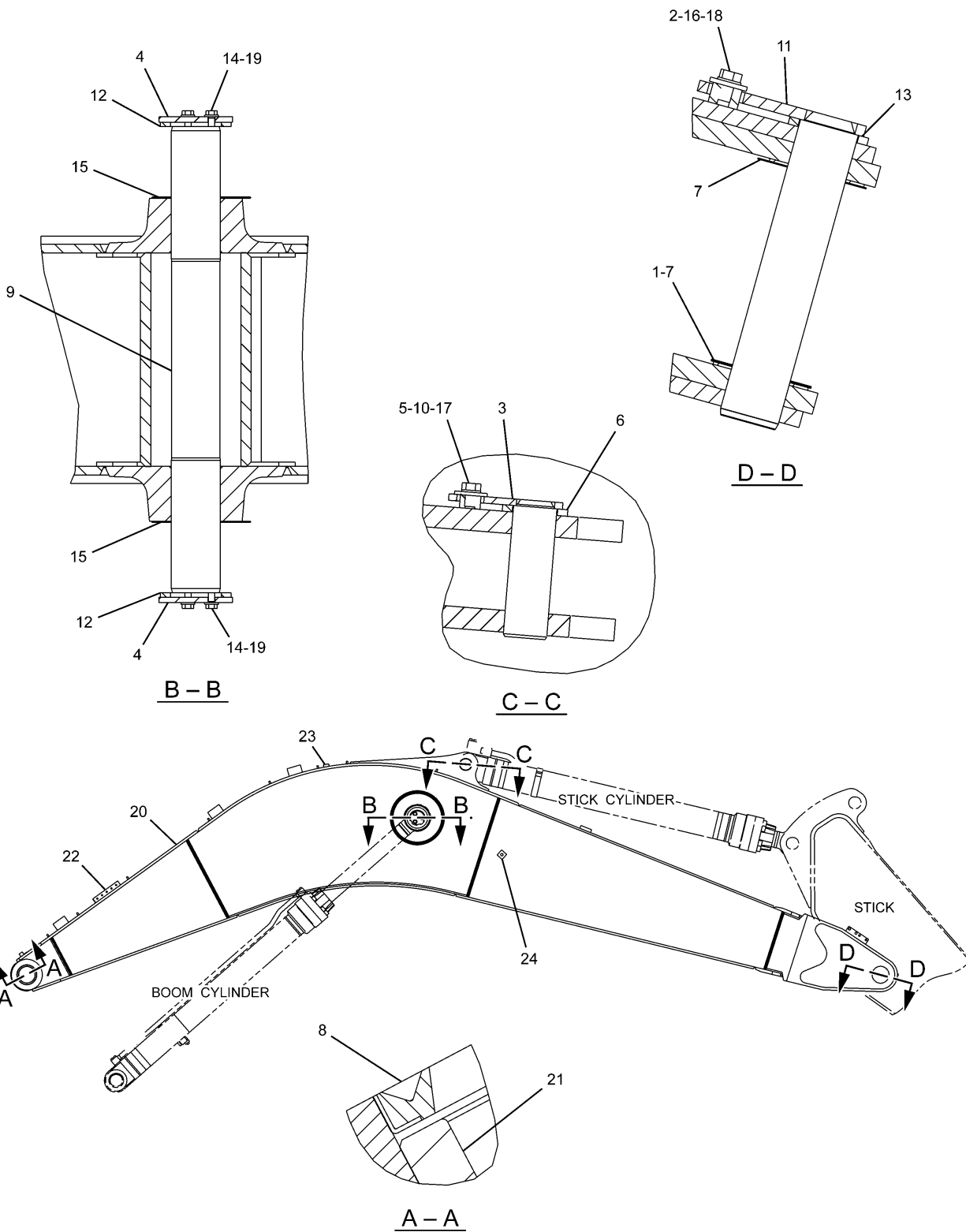
Consists of :

			Page
1	228-5523	STICK GP-HOE	751
1	236-2968	LINES GP-STICK.....	427

H89070E 02

229-1764 STICK AR-HOE
An Attachment

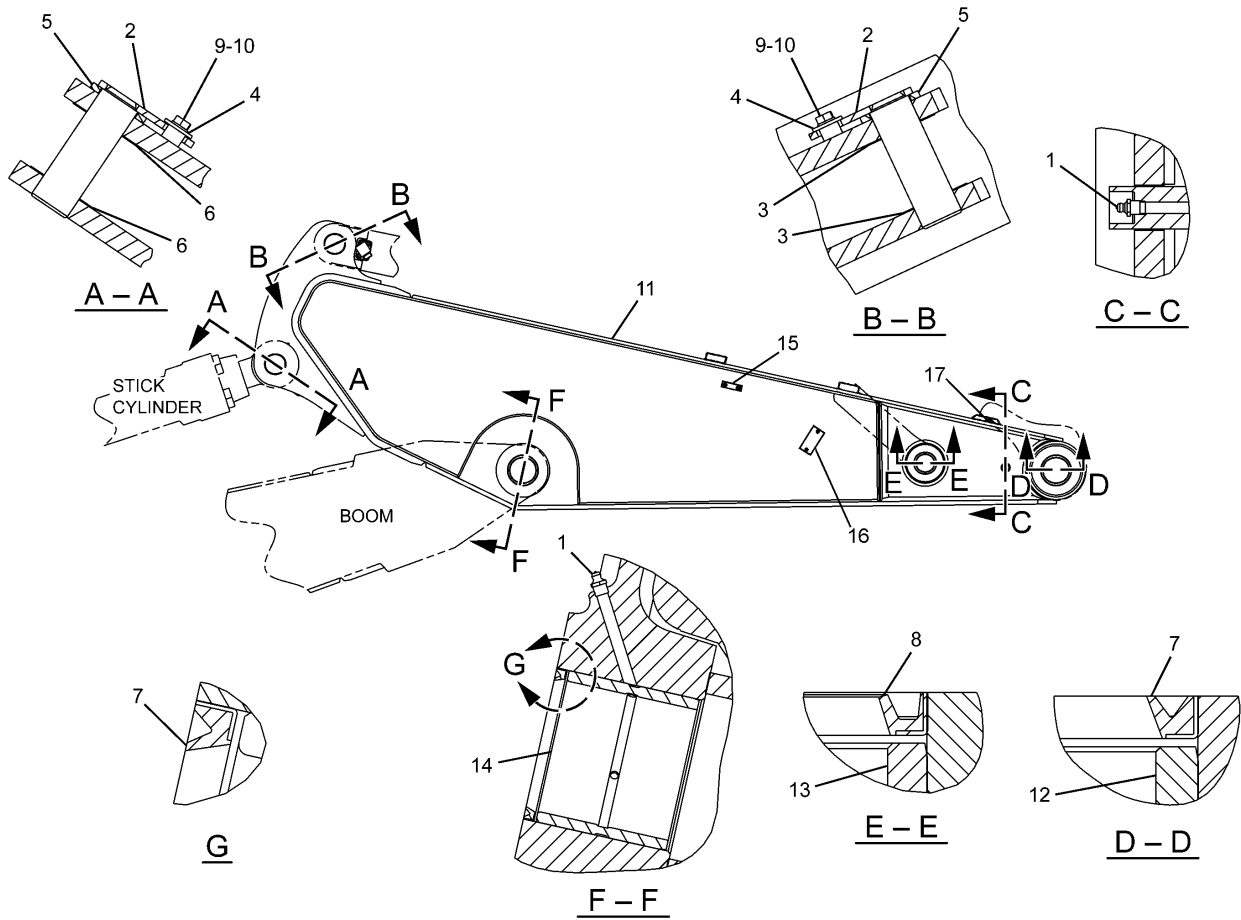
IMPLEMENTS



H88974E 00

235-7614 BOOM GP
 Part of 229-1757-Page731
 An Attachment

IMPLEMENTS

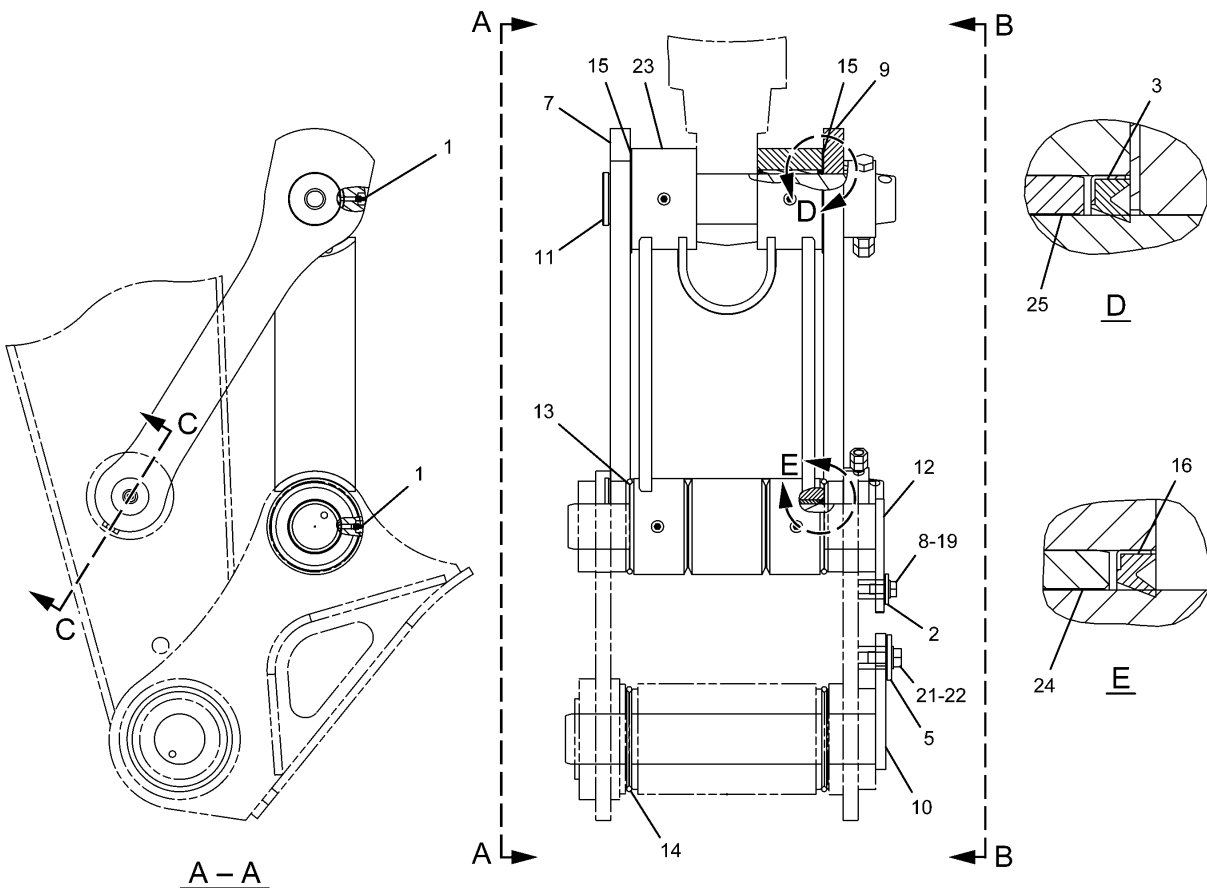
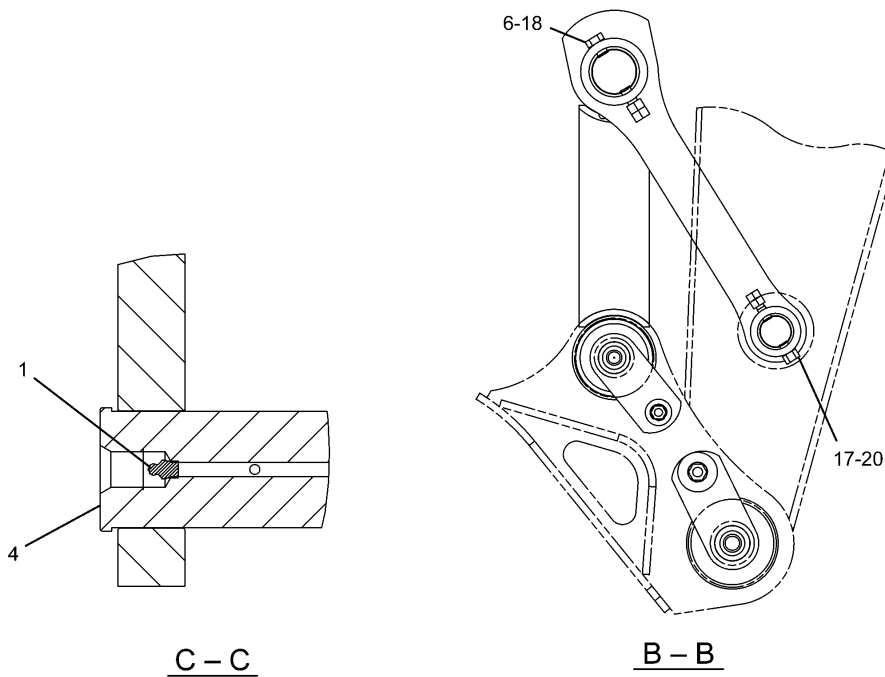


NOTE	No.	PART No.	QTY	PART NAME	NOTE	No.	PART No.	QTY	PART NAME
	1	3B-8489	3	FITTING					
	2	4I-4618	2	PIN AS					
	3	093-0115	2	SHIM (T=2.00mm)					
	4	093-0349	2	WASHER					
	5	093-0363	2	SPACER					
	6	166-1486	2	SHIM (T=2.00mm)					
	7	166-1496	4	SEAL					
	8	235-7679	2	SEAL					
	9	8T-4780	2	BOLT (L=30mm)					
	10	8T-4123	2	WASHER					
	11	251-2516	1	STICK AS					
	12	228-5617	2	BEARING					
	13	241-7231	2	BEARING					
	14	228-5654	2	BEARING					
	15	188-0046	2	PLATE					
	16	121-1760	2	PLATE					
	17	7V-2882	1	PLATE AS					

H93235E 00

235-7617 STICK GP-HOE
Part of 229-1767-Page736
An Attachment

IMPLEMENTS



H88951E 01

236-8416 LINKAGE GP-BUCKET
 DB Family
 Part of 240-3733-Page738
 An Attachment

IMPLEMENTS

Consists of :

			Page
1	239-2572	BUCKET AS-MASS EXCAVATION	778
1	250-6418	ADJUSTER GP-BUCKET	782

H89297E 00

239-2571 BUCKET & ADJUSTER GP

Part of 239-2570-Page770
An Attachment

Consists of :

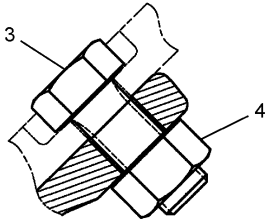
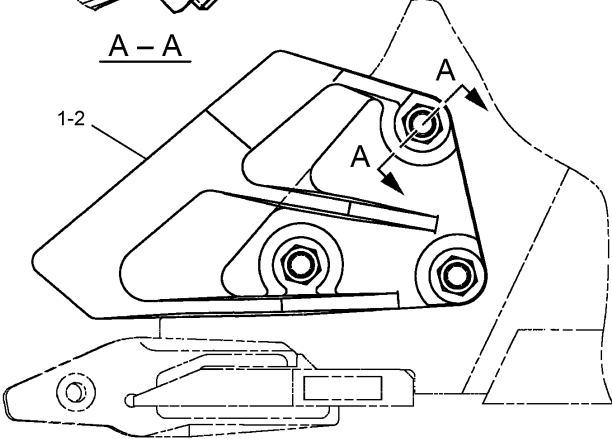
			Page
1	239-2700	BUCKET AS-EXCAVATION	778
1	250-6430	ADJUSTER GP-BUCKET	783

H89298E 01

239-2699 BUCKET & ADJUSTER GP

Part of 239-2698-Page770
An Attachment

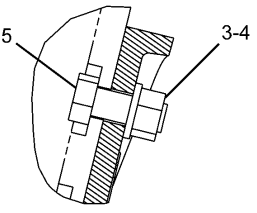
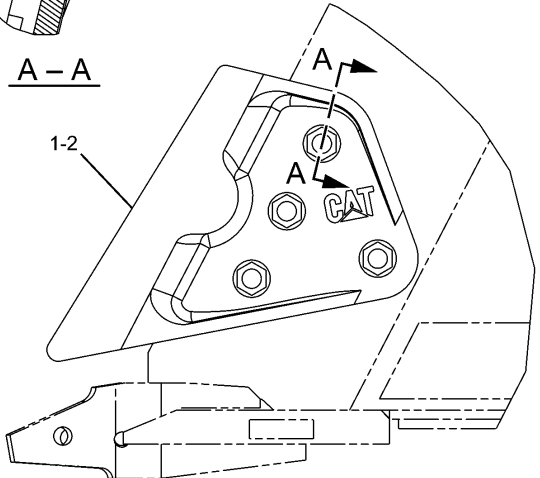
IMPLEMENTS

	NOTE	No.	PART No.	QTY	PART NAME
 		1	7Y-0357	1	SIDECUTTER (RH)
		2	7Y-0358	1	SIDECUTTER (LH)
		3	6I-6371	6	BOLT (L=64mm)
		4	2J-3507	6	NUT
H88894E					05

7Y-0366 SIDECUTTER GP

C Family

Part of 239-2564,239-2695-Page768,229-7909,239-2713-Page769,239-2570-Page770
An Attachment

	NOTE	No.	PART No.	QTY	PART NAME
 		1	232-2147	1	SIDECUTTER (RH)
		2	232-2148	1	SIDECUTTER (LH)
		3	2J-3507	8	NUT
		4	3K-5234	8	WASHER
		5	6I-6371	8	BOLT (L=64mm)
H88904E					02

112-2481 SIDECUTTER GP

Part of 239-2698-Page770,239-2701,239-2704-Page771
An Attachment

SERVICE EQUIPMENT AND SUPPLIES

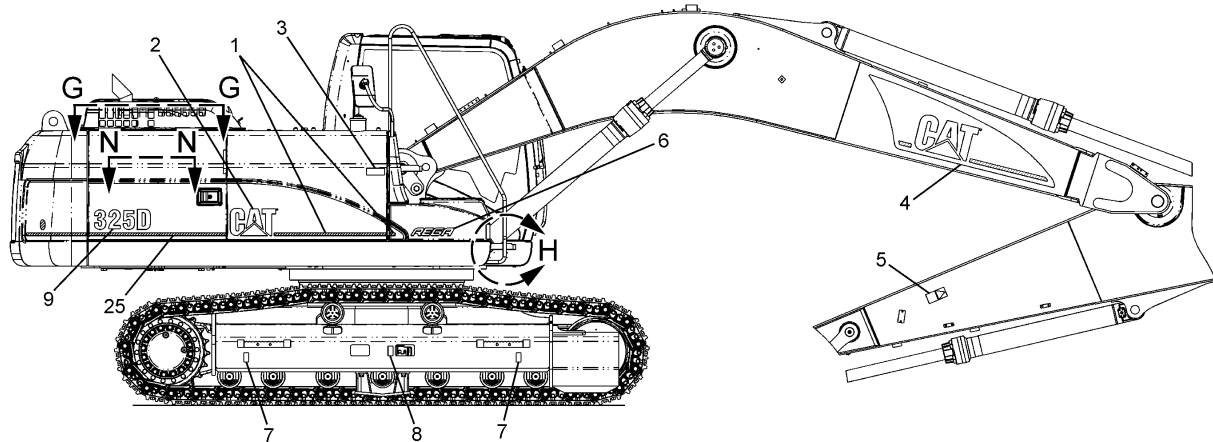
Consists of :

		Page
1	71-0800 MOUNTING GP-GREASE GUN	304
1	176-2677 TOOL GP	795

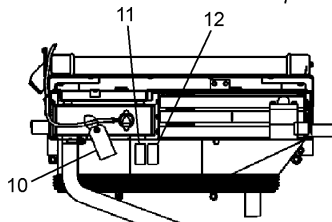
H67456E 00

176-2676 TOOL AR
An Attachment

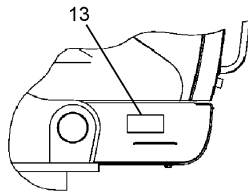
SERVICE EQUIPMENT AND SUPPLIES



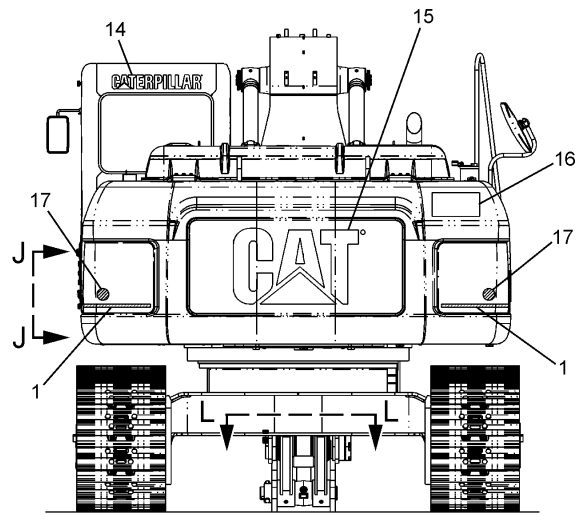
RIGHT SIDE VIEW



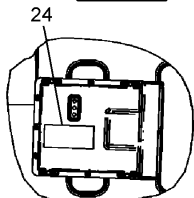
G-G



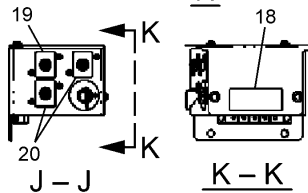
H



REAR VIEW

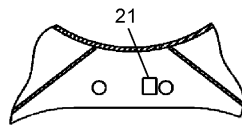


M-M

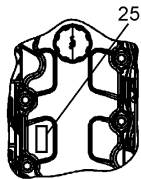


J-J

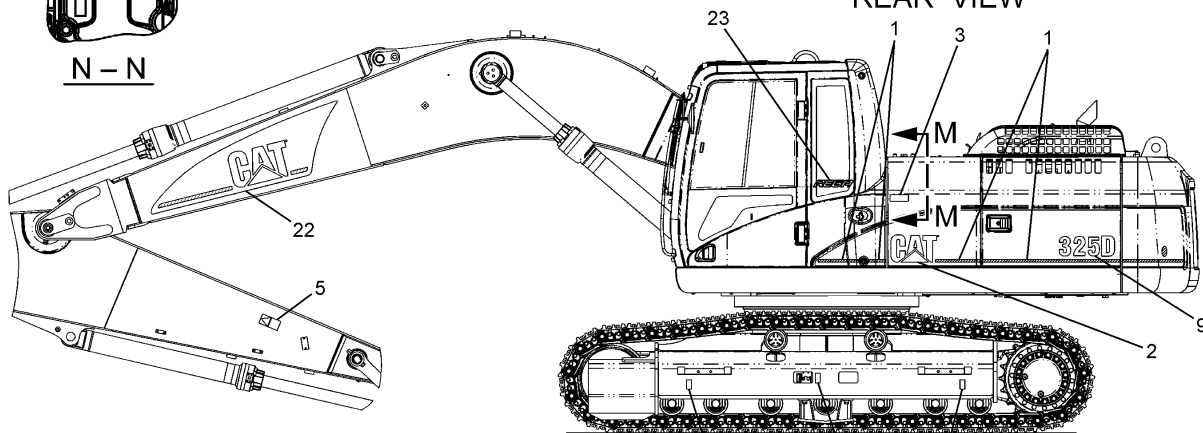
K-K



L-L



N-N

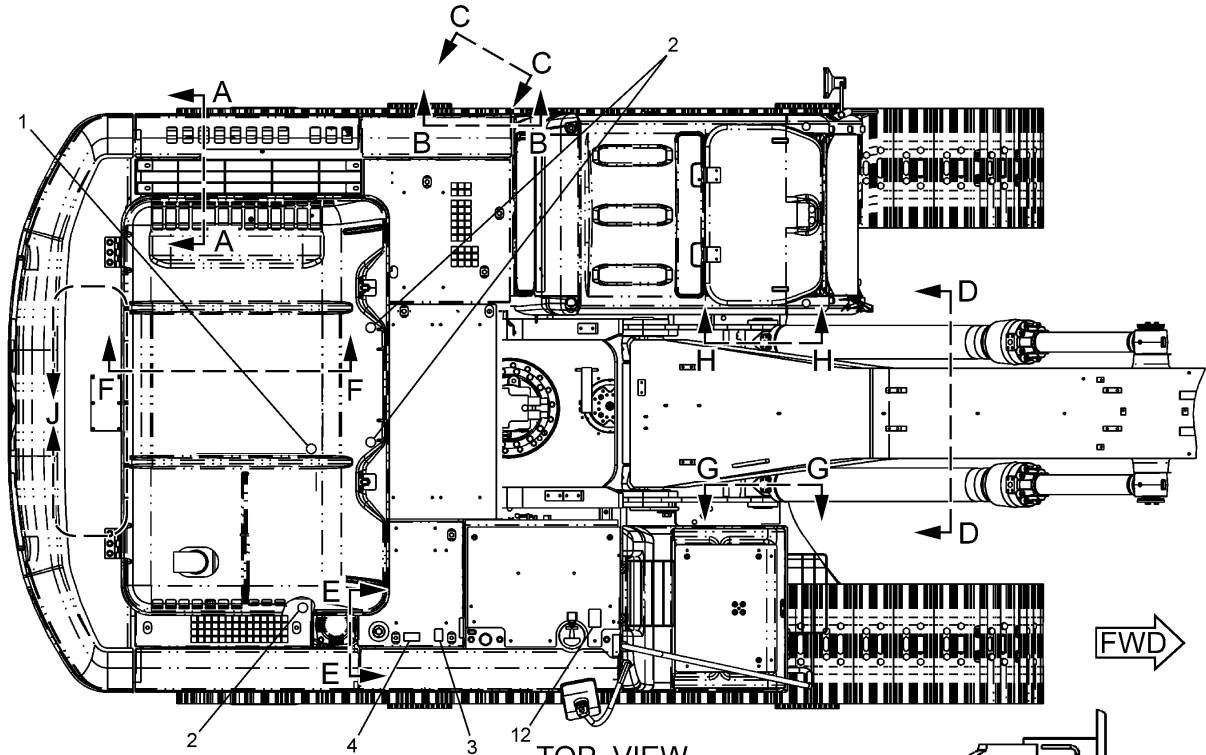


LEFT SIDE VIEW

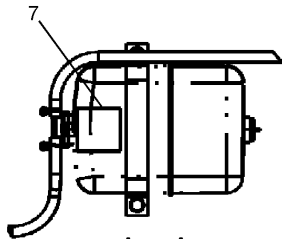
H95263E 99

229-1740 PLATE & FILM GP (2/3)
S/N CJM 00160,00162,00164,00166-Up

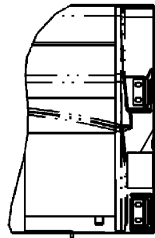
SERVICE EQUIPMENT AND SUPPLIES



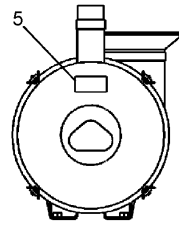
TOP VIEW



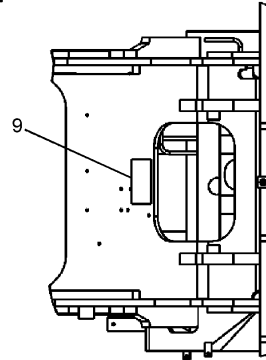
A-A



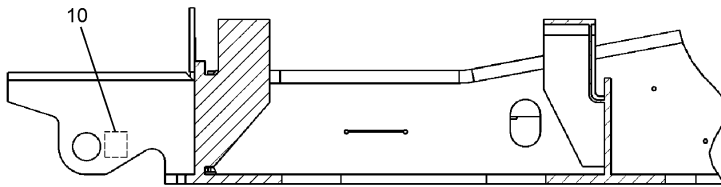
B-B



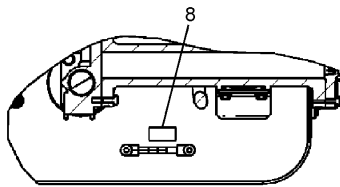
C-C



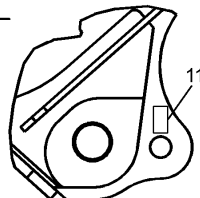
D-D



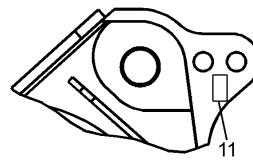
F-F



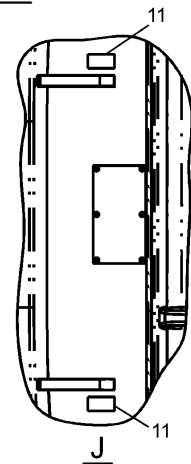
E-E



G-G



H-H



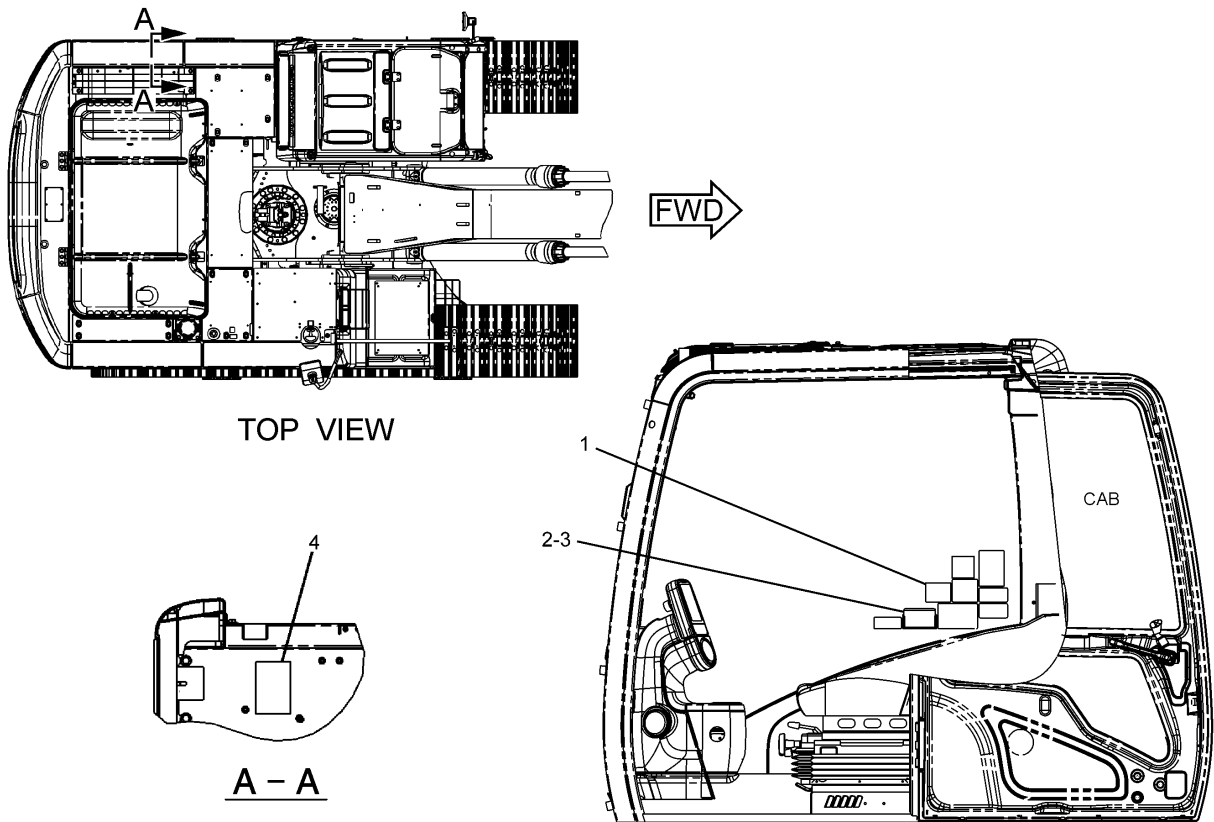
J

H95265E 99

229-1741 PLATE & FILM GP (1/3)

適用号機 DAP 00207,00208,00210-Up, PEH 00221,00222,00223,00226-Up

SERVICE EQUIPMENT AND SUPPLIES



NOTE	No.	PART No.	QTY	PART NAME	NOTE	No.	PART No.	QTY	PART NAME
	1	120-5054	1	FILM (WARNING)					
	2	102-4861	1	PLATE					
	3	102-4862	1	PLATE (KOB,JIS/SCM)					
	4	176-2687	1	FILM (INSTRUCTION)					

H94074E 03

247-7491 FILM GP
 4 Way Valve
 Part of 255-5724-Page475
 An Attachment

PART NUMBER INDEX

Part.No	Page	Part.No	Page	Part.No	Page
6K-0806	59		495		236
6K-8178	111		499		239
	113	6V-2317	23	6V-5192	234
	131		45	6V-5204	534
	189		50	6V-5210	147
	495		59		262
	499		115		264
6L-3616	758		233	6V-5215	52
	759		234	6V-5217	41
	760	6V-3265	107		63
	761		656		66
6M-5062	586		723	6V-5218	234
	603	6V-3538	18	6V-5219	59
6N-3827	229		26	6V-5223	73
6N-7523	233	6V-3821	85	6V-5393	577
6P-2216	286	6V-3918	41	6V-5556	538
	292		65		575
	293		71	6V-5597	567
6V-0400	421	6V-3922	567		569
	423		575		575
	429		577		577
	430	6V-3938	601		582
	433	6V-3940	26		585
	435		30	6V-5645	171
	436		31	6V-5683	636
	437		62	6V-5696	36
	438		63		44
	439		73	6V-5815	60
	463		236	6V-5839	32
	465	6V-3965	367		50
	469		486		53
	505		489		60
	507		491		66
	511		495		99
6V-0545	513		499	6V-5842	50
	517	6V-4298	372		55
	521	6V-4589	111	6V-5843	49
6V-0683	485	6V-5048	33	6V-6317	66
	485.04		236	6V-6609	238
6V-0756	431		240	6V-6715	661
6V-0852	367		241	6V-7238	533
	486		246		723
	489	6V-5049	63		725
	491		108	6V-7357	545

PART NUMBER INDEX

Part.No	Page	Part.No	Page	Part.No	Page
	513		315		441
	515		317		443
	517		319		452. 01
	519		321		453. 01
	521		629		463
	523		757		465
	669	8T-4182	131		505
	671		133	8T-4185	95
8T-4140	118		426		127
	365		427		133
	379		428		418
	563		503		441
8T-4141	277		527		443
8T-4167	277	8T-4183	279		445
	329		283		447
	331		309		449
	745		367		451
	765		433		495
8T-4171	171		435		499
	195		436	8T-4189	79
	196		437		80
	203		438		133
	221		439		249
8T-4172	127		445		251
	483		447		285
	485. 02		449		387
8T-4174	667		451		492
8T-4175	379		457		665
8T-4176	379		459	8T-4190	259
	511		461		261
	513		515		629
	517		519	8T-4191	131
	521		523		133
8T-4177	489		533		135
	491	8T-4184	421		201
	495		423		203
	499		429		223
8T-4178	503		430		342
	523		433		501
	527		435		553
8T-4179	118		436		656
	131		437		675
	203		438		677
	304		439		689

PART NUMBER INDEX

Part.No	Page	Part.No	Page	Part.No	Page
099-6115	383		413		111
	385				121
099-6117	383				123
	385	1			137
099-6118	383				143
	385	100-2881	647		154
099-6119	383	100-3320	233		159
	385	100-3866	559		174
099-6120	383	101-2846	147		175
	385	101-2850	94		183
099-6121	383	101-3128	222		184
	385	101-7397	505		192
099-6122	383	101-7398	503		233
	385		528		235
099-6123	383	101-7401	519		245
	385		523		249
099-6124	383	101-7402	387		251
	385		511		265
099-6125	383	101-7403	507		367
	385	101-7404	503		479
099-6126	383		507		487
	385		513		492
099-6127	383		515		495
	385		517		496
099-6128	383		521		499
	385		523		728
099-6136	593	101-9848	286	102-8803	137
099-6137	551	102-0889	580		151
	593	102-1157	485		153
099-6141	593		485.04		193
099-6144	593	102-4861	812		233
099-6145	593	102-4862	812		265
099-6418	287	102-6671	85		270
	288	102-7964	149		725
099-6607	77		153		727
099-7127	147		159	102-8804	137
099-7464	795		167		159
099-7857	311	102-7965	149	102-8805	186
	312		153	102-8806	137
099-8111	537		159		167
099-8232	513		167		248
	517	102-8016	143	102-9863	225
	521	102-8801	233	103-1384	485
099-8292	412	102-8802	56		485.04

PART NUMBER INDEX

Part.No	Page	Part.No	Page	Part.No	Page
	264	171-5349	245	173-3515	373
170-9492	656	171-6718	236	173-3516	373
170-9497	552	171-7325	683	173-3517	373
170-9498	553		685	173-3518	372
170-9499	553		688	173-3529	373
170-9722	643	171-7413	640	173-3536	613
170-9724	633	171-7414	640		615
170-9840	411	171-7420	633	173-4672	509
170-9856	411	171-7426	635		621
170-9864	407	171-7477	647	173-4816	511
	409	171-7485	666	173-5089	483
170-9938	411		668		485.02
170-9941	411	171-7486	669	173-5549	37
170-9985	537	171-9073	96	173-7126	114
170-9986	537	171-9114	68	173-7895	441
170-9996	537	171-9280	533		443
171-0034	579	171-9283	533	173-7916	433
	620	171-9298	275		435
171-0035	579	171-9375	533		436
	620	171-9387	275		437
171-0036	579	171-9412	276		438
	620	172-8732	12		439
171-0037	579		43	174-3016	137
	620	173-0143	31		153
171-0087	551	173-3384	383		193
171-0123	610		385	174-5415	93
171-0124	610	173-3387	383	174-7791	262
171-0126	610		385		264
171-0127	610	173-3397	383	174-9570	111
171-0128	610		385		114
171-0150	582	173-3398	383	175-1367	23
171-0183	601		385	175-2313	173
171-0184	601	173-3406	387		174
171-0185	601	173-3413	383	175-2314	173
171-0188	489		385		175
	491	173-3427	381	175-3676	56
	495	173-3436	387	176-1902	723
	499	173-3503	372	176-1916	681
	602		374	176-1925	669
171-0198	602	173-3505	374	176-1928	669
171-2210	171	173-3506	374		671
171-2637	485	173-3507	372	176-1932	656
	485.04	173-3510	372	176-1937	637
171-3369	77	173-3513	373	176-1938	637

PART NUMBER INDEX

Part.No	Page	Part.No	Page	Part.No	Page
	170	234-1122	157		399
231-1771	249	234-1156	181	234-4578	397
231-1827	127		183		399
	138	234-1158	181	234-4579	414
231-1836	162	234-3771	752	234-4580	403
	163	234-3799	741	234-4581	403
231-2295	137	234-3803	741	234-4582	403
	167		743	234-4583	403
231-3046	13	234-3811	741	234-4584	403
	106		743	234-4585	403
231-3047	107		745	234-4586	403
231-3950	13		746	234-4587	403
	85	234-3927	763	234-4588	403
231-6805	399	234-3928	763	234-4589	403
231-7266	13	234-3930	763	234-4591	416
	58	234-3931	763	234-4592	416
231-7847	107	234-4440	463	234-4629	541
232-0343	107		465	234-6468	633
	108		544	234-6469	633
232-1754	36	234-4452	383	234-6470	633
232-2147	784		385	234-6471	633
232-2148	784	234-4453	383	234-6472	633
232-3717	16		385	234-6473	633
	36	234-4492	503	234-6474	633
232-4102	483	234-4493	379	234-6475	633
	485.02	234-4494	381	234-6476	633
	610	234-4498	381	234-6477	633
232-4113	622	234-4515	375	234-6478	633
233-1115	376		527	234-6480	633
233-1119	88	234-4555	419	234-6483	633
233-1120	57	234-4556	419	234-6485	633
233-1123	67	234-4559	419	234-6489	645
233-1127	92	234-4560	419	234-6490	633
	93	234-4566	395	234-6491	633
233-1293	57	234-4567	395	234-6497	633
233-1296	57	234-4568	395	234-6498	633
233-1299	57	234-4569	413	234-6499	651
233-7654	59	234-4570	412	234-6500	652
233-7655	69	234-4573	397	234-6501	629
234-1035	171		399		651
234-1037	171	234-4574	397	234-6502	651
234-1038	171		399	234-6521	633
234-1051	133	234-4576	397	234-6548	633
234-1097	145	234-4577	397	234-6549	633

CLICK HERE TO **DOWNLOAD** THE COMPLETE MANUAL

- Thank you very much for reading the preview of the manual.
- You can download the complete manual from: www.heydownloads.com by clicking the link below



- Please note: If there is no response to CLICKING the link, please download this PDF first and then click on it.

CLICK HERE TO **DOWNLOAD** THE COMPLETE MANUAL