

All rights reserved by **CNHi**.

The information contained in this catalogue is intended to be of a general nature only. **CNHi** may at any time and from time to time, for technical or other necessary reasons, modify any of the details or specifications of the product described in this catalogue.

To be sure of getting accurate, detailed and up-to-date information, an intending buyer should consult his nearest **CNHi** dealer or distributor.

Single item numeration method used in this catalogue may not be used without written consent from **CNHi**.

CLICK HERE TO **DOWNLOAD** THE COMPLETE MANUAL

- Thank you very much for reading the preview of the manual.
- You can download the complete manual from: www.heydownloads.com by clicking the link below



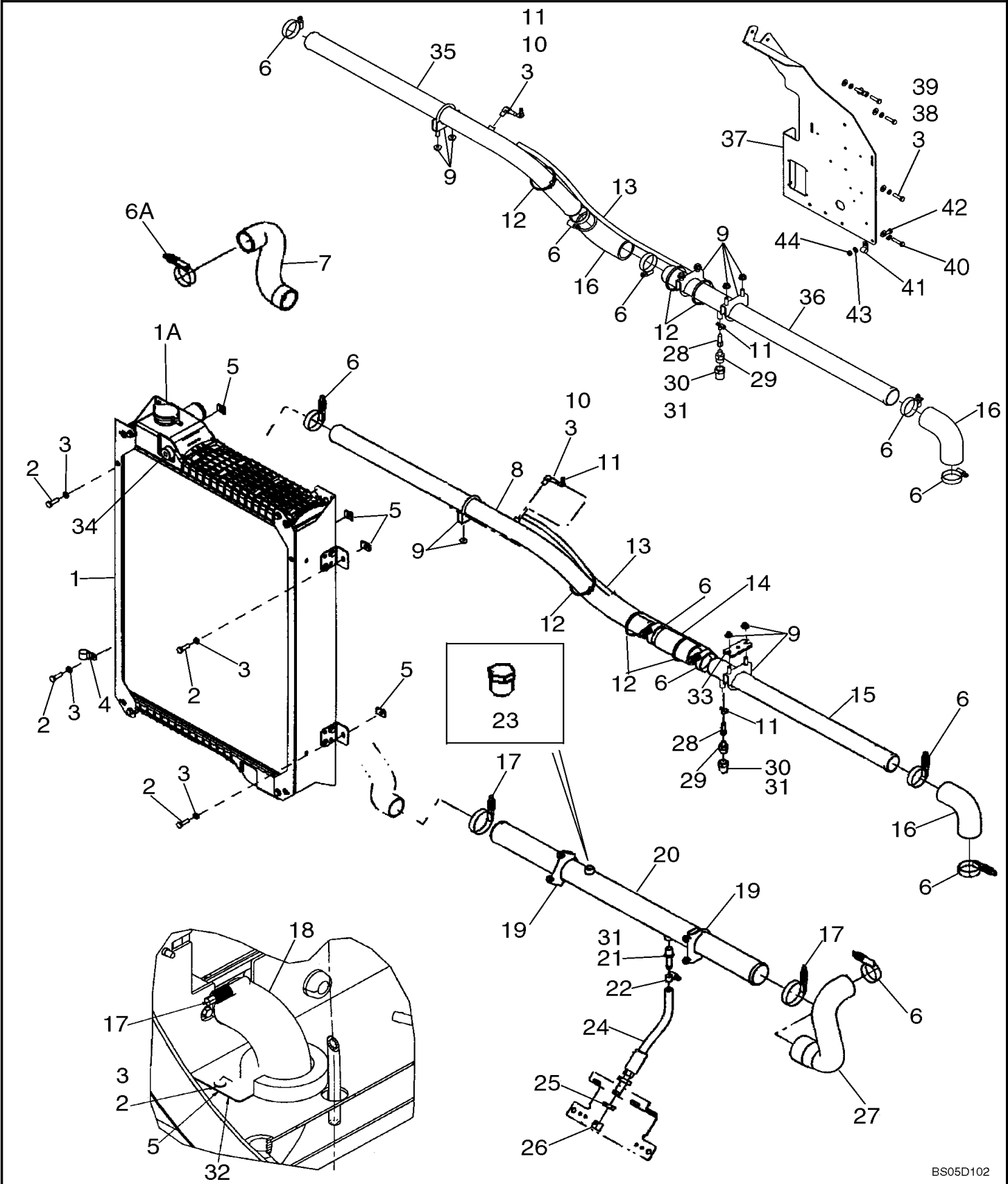
- Please note: If there is no response to CLICKING the link, please download this PDF first and then click on it.

CLICK HERE TO **DOWNLOAD** THE COMPLETE MANUAL

TABLE OF CONTENTS

09-12A	COUNTERWEIGHTS - 3450 POUND
09-12B	COUNTERWEIGHTS - IF USED
09-12C	COUNTERWEIGHTS - IF USED
09-13	HOOD
09-14	INSULATION - HOOD
09-15	COVERS - BATTERY BOX
09-16	FENDERS, REAR - STANDARD
09-17	FENDERS, REAR - WIDE
09-17A	FENDERS, REAR - WIDE - IF USED
09-18	FENDERS, REAR - SHIELDS
09-19	FENDERS, FRONT - STANDARD
09-19A	FENDERS, FRONT - STANDARD
09-20	FENDERS, FRONT - WIDE
09-20A	FENDERS, FRONT - WIDE
09-21	FENDERS, REAR - STEPS - LEFT
09-21A	FENDERS, REAR - STEPS - LEFT - IF USED
09-22	FENDERS, REAR - STEPS - RIGHT - IF USED
09-22A	FENDERS, REAR - STEPS - RIGHT - IF USED
09-23	FRAME, FRONT- Z-BAR
09-23A	FRAME, FRONT- XT
09-24	FRAME, FRONT- PIN TETHER MOUNTING
09-25	SEAT - MOUNTING/SEAT BELTS
09-26	SEAT ASSY, MECHANICAL SUSPENSION
09-27	SEAT ASSY, MECHANICAL SUSPENSION
09-28	SEAT ASSY, AIR SUSPENSION
09-29	SEAT ASSY, AIR SUSPENSION
09-30	CAB/CANOPY - MOUNTING, GLASS, AND REAR LIGHT POD
09-31	COVERS - CAB AND CANOPY, LOWER
09-32	COVERS - CAB OR CANOPY - WITHOUT AIR CONDITIONING
09-33	CANOPY - SUNVISOR - MIRROR, REAR VIEW
09-34	CAB - INTERIOR TRIM
09-35	CAB - INSULATION
09-36	WRIST SUPPORT
09-36A	CAB - PANELS AND STORAGE RIGHT SIDE

RADIATOR - MOUNTING



COOLING SYSTEM - MOTOR, DRIVE

REF FN	PART NUMBER	YR/SN	QTY DESCRIPTION
	REF		INSTRUCTION REVERSIBLE FAN DRIVE
1	8500105		1 HYDRAULIC MOTOR GEAR, 23 CC Reversible Fan; Incl. 1A
	8500105R		1 REMAN-HYD MOTOR HYD MOTOR 721D (1/03-)
	8500105C		CORE-MOTOR HYDRAULIC HYD MOTOR Return Number
1A	86991683		1 SEAL KIT Seal; Not Illustrated
2	8500471		1 FAN
3	496-21053		1 WASHER 17/32" x 1 1/16" x .134" (M13.5 x 27 x 3.4)
4	232-2448		1 NUT 1/2"-20, GC
5	627-12040		2 BOLT Hex, M12 x 1.75 x 40mm, CI 10.9, Full Thd
6	896-11012		4 WASHER 13.5mm ID x 24mm OD x 3mm Thk
7	832-10412		2 NUT M12 x 1.75, CI 8
8	700-107		1 HYD CONNECTOR 1-3/16" - 12 Male ORFS x M22 x 1.5 Male ORB Incl. 9, 10
9	238-6018		1 O-RING 0.07" Thk x 0.739" ID, -18, CI 6, 90 Duro Face Seal
10	637-63193		1 O-RING 2.2mm Thk x 19.3mm ID, CI 6, 90 Duro Boss Seal
11	8605293		1 FLEXIBLE HOSE 1140 mm; Fan Forward
12	8500186		2 GROMMET
18	700-104		1 HYD CONNECTOR 1-3/16" - 12 Male ORFS x M27 x 2 Male ORB Incl. 19, 20
19	238-6018		1 O-RING 0.07" Thk x 0.739" ID, -18, CI 6, 90 Duro Face Seal
20	637-64236		1 O-RING 2.9mm Thk x 23.6mm ID, CI 6, 90 Duro Boss Seal
21	8605292		1 FLEXIBLE HOSE 19.05mm ID x 880mm L, SAE 100R17 880 mm; Fan Reverse
22	700-101		1 HYD CONNECTOR 1 1/16" - 16 Male ORFS x M14 x 1.5 Male ORB Incl. 23, 24

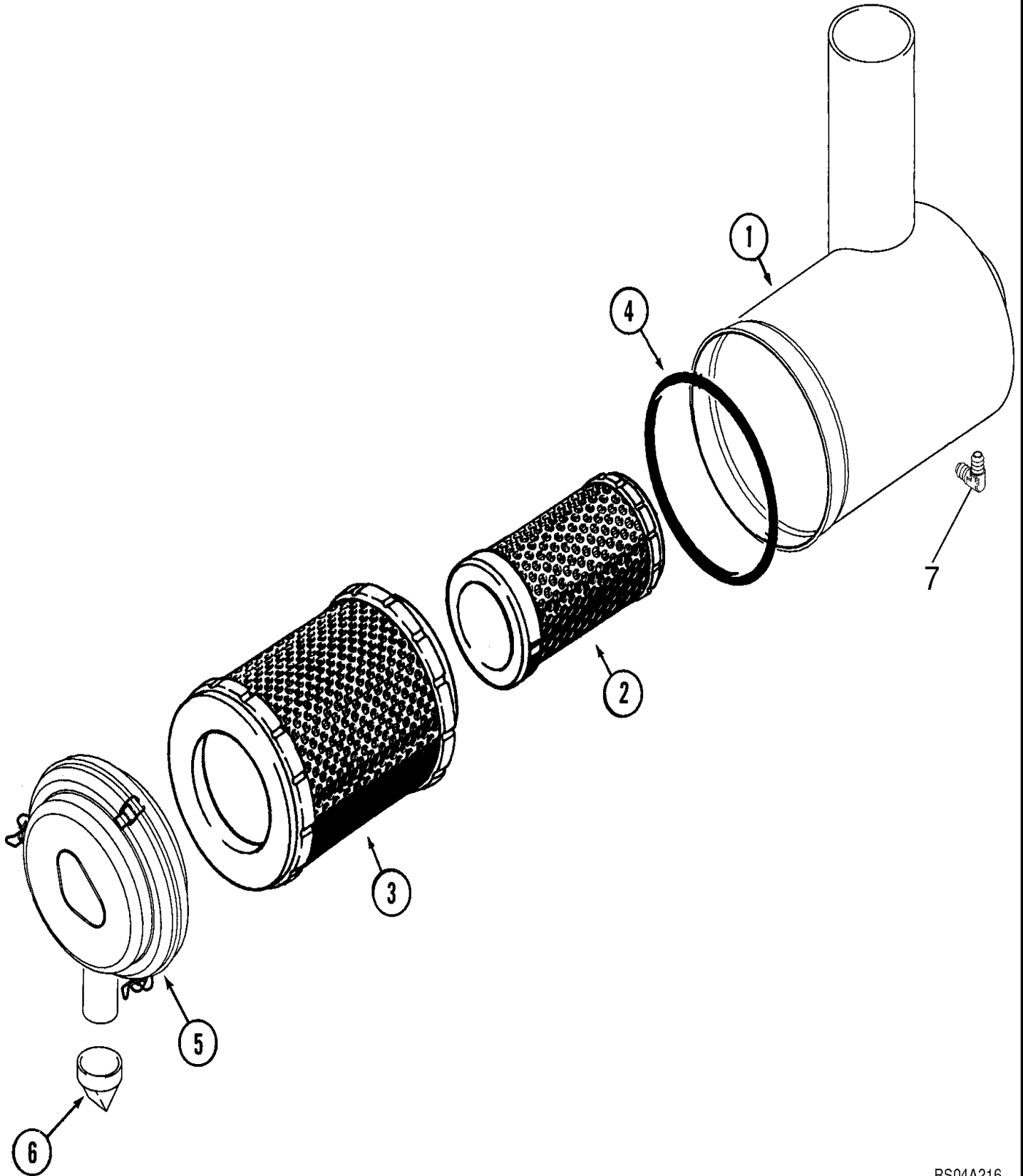
721D-CASE WHEEL LOADER (NORTH AMERICA)

02-09

p1

3/2020

AIR CLEANER ASSY



BS04A216

02-14

p1

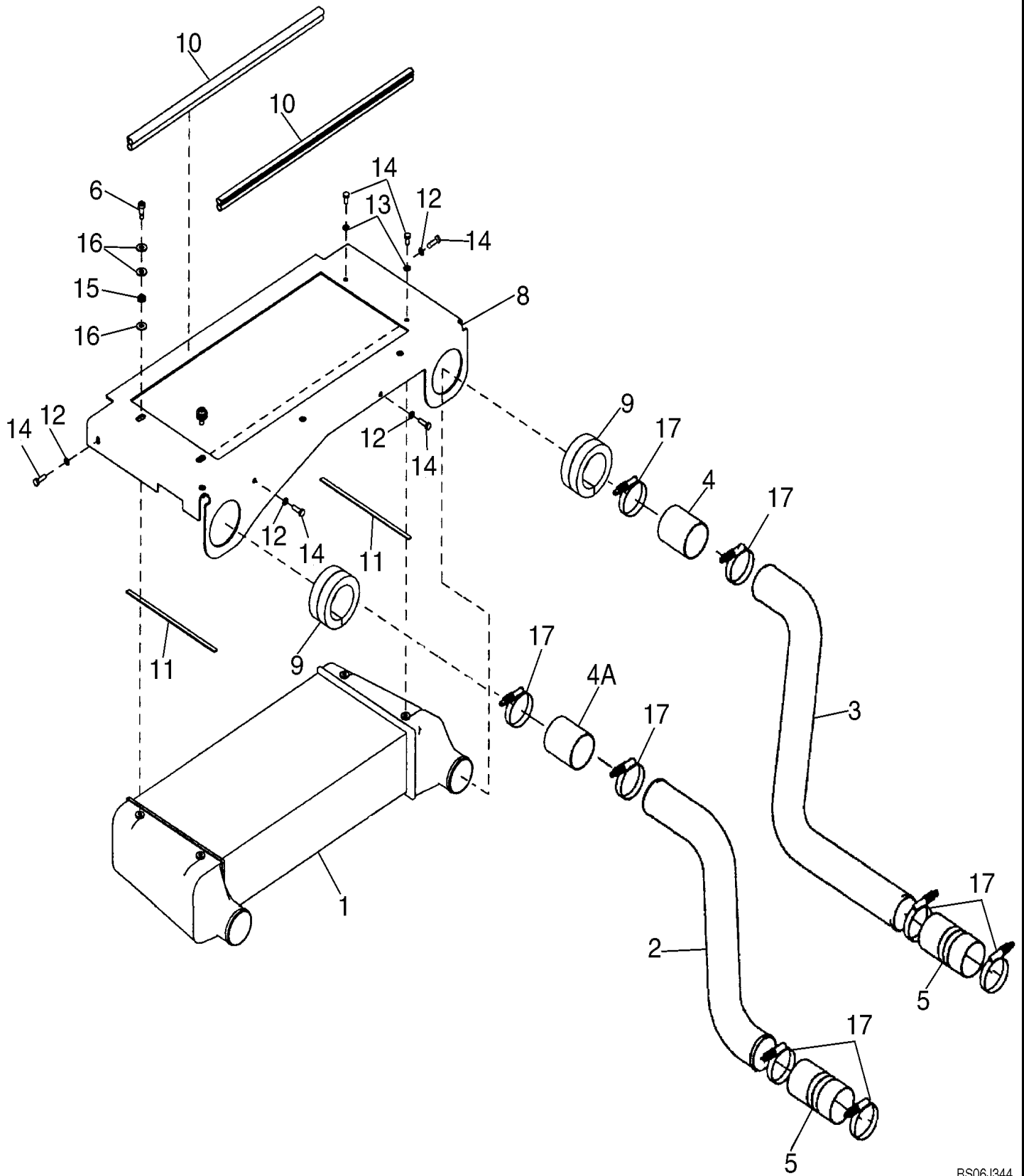
3/2020

OIL PUMP - ENGINE

REF FN	PART NUMBER	YR/SN	QTY DESCRIPTION
1	4897481		1 ENGINE OIL PUMP
	4897481R		1 REMAN-ENG OIL PUMP REMAN-ENG OIL PUMP 721D (1/03-)
	4897481C		CORE-ENGINE OIL PUMP CORE-ENGINE OIL PUMP Return number
2	4899090		4 SCREW Hex Flg, M8 x 1.25 x 30

721D-CASE WHEEL LOADER (NORTH AMERICA)

TURBOCHARGER SYSTEM

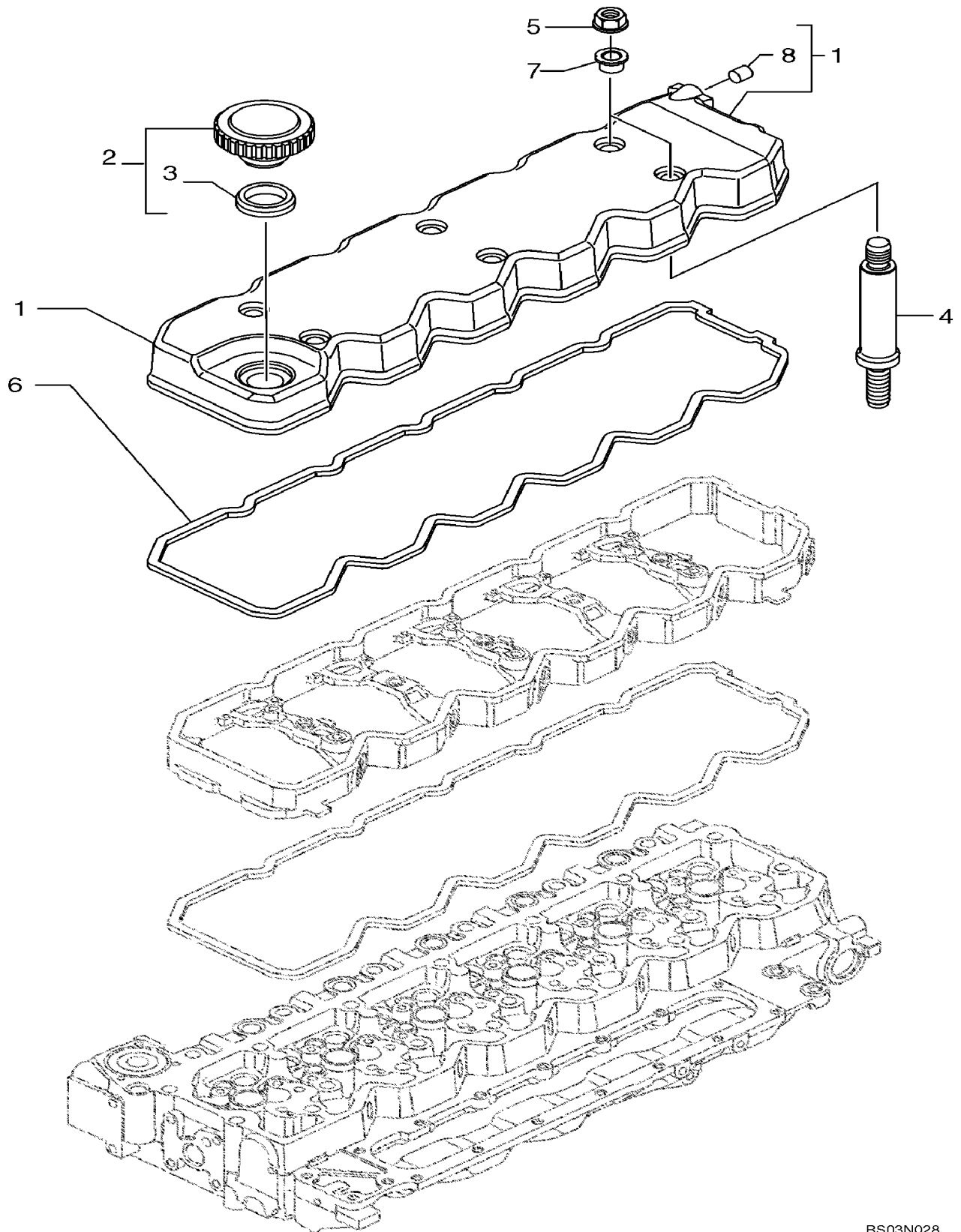


CYLINDER BLOCK - PLUG ASSY

REF FN	PART NUMBER	YR/SN	QTY DESCRIPTION
1	4896153		6 PLUG
2	4895605		2 HEX SOCKET PLUG M14 x 1.5 - Assy
3	4899115		1 O-RING 2.2mm Thk x 11.3mm ID
4	4899009		2 PLUG M10 x1
5	4899072		1 O-RING 1.6mm Thk x 8.1mm ID
6	4895392		2 HEX SOCKET PLUG M18 x 1.5 - Assy
7	4895393		1 O-RING 2.2mm Thk x 15.3mm ID
8	4895049		2 DOWEL M16.05 x 10
9	4891226		12 TAPPET
10	2852202		6 NOZZLE, PISTON COOLI
11	4894218		6 SCREW Special, M8 x 20
12	REF		INSTRUCTION Piston; See Figure 02-40
13	REF		INSTRUCTION Camshaft; See Figure 02-35

721D-CASE WHEEL LOADER (NORTH AMERICA)

CYLINDER HEAD - COVERS

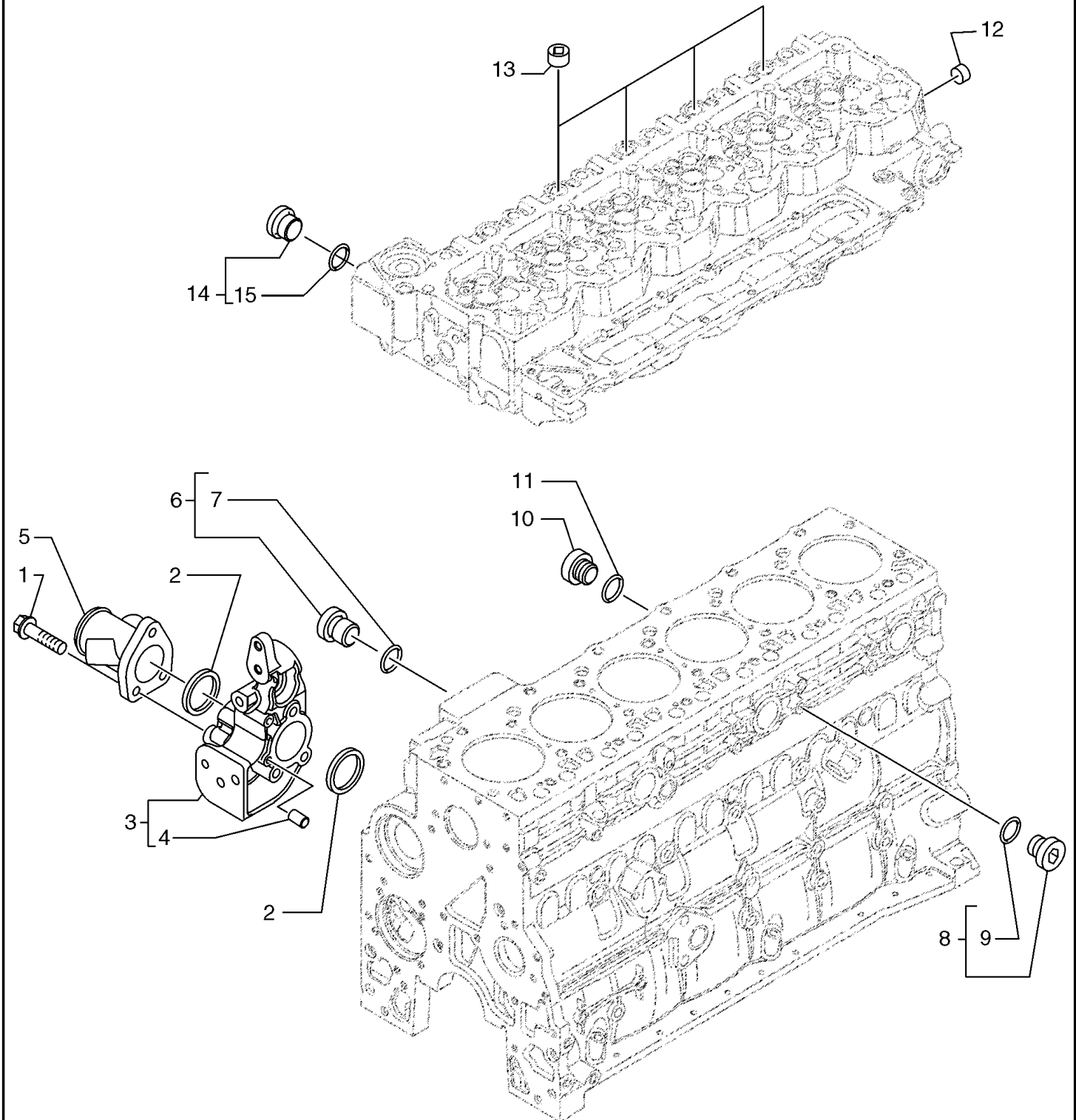


CAMSHAFT

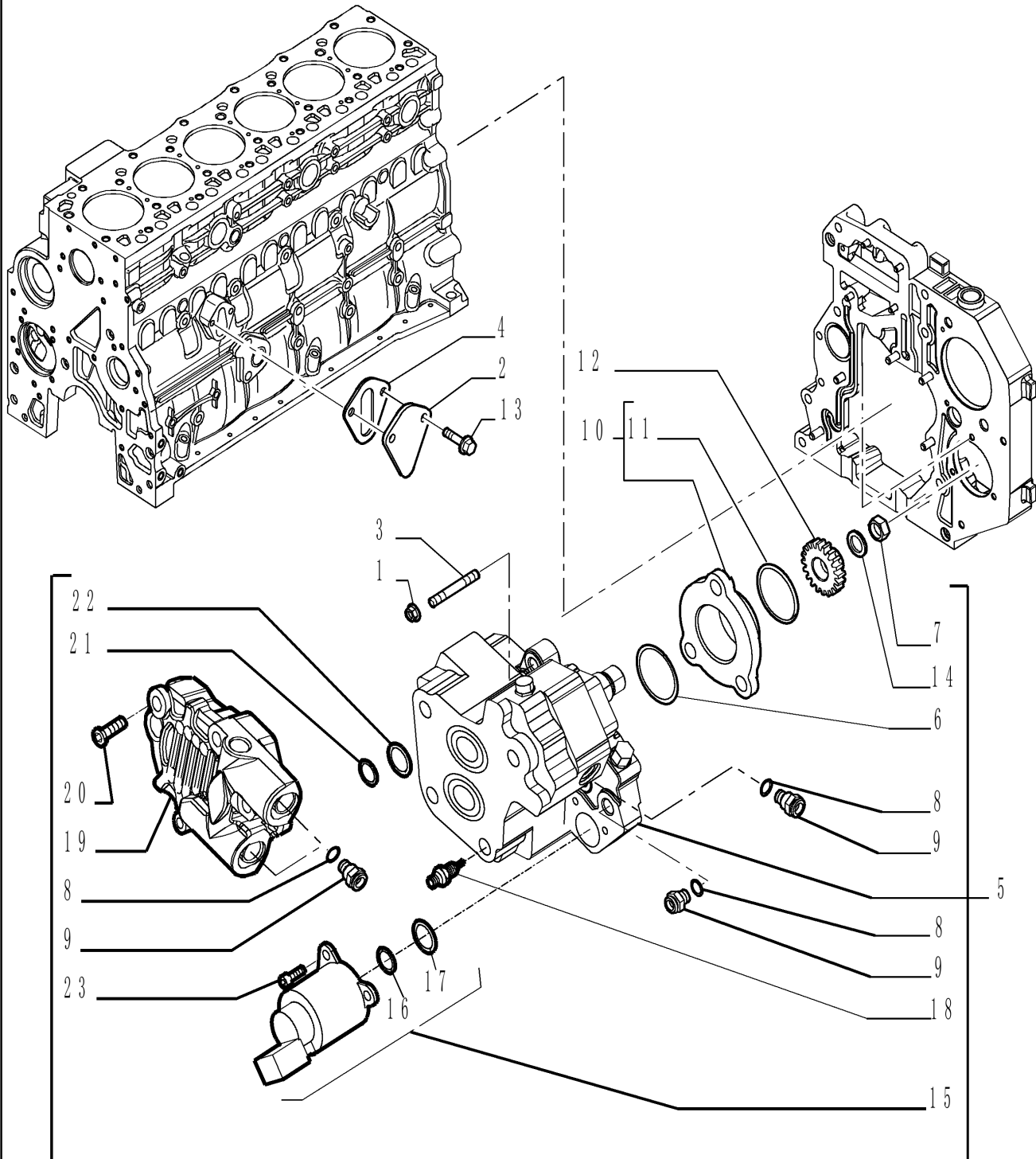
REF FN	PART NUMBER	YR/SN	QTY DESCRIPTION
1	4899079		6 SCREW Hex Flg, M8 x 1.25 x 25
2	4896380		1 DRIVEN GEAR 72T
3	4899068		2 BOLT Flng, M8 x 1.25 x 16mm
4	4897457		1 SUPPORT
5	4896421		1 CAMSHAFT Assy
5	504345138R		1 REMAN-CAMSHAFT REMAN-CAMSHAFT 721D CASE WHEEL LOADER (NORTH AMERICA), Assy (1/03-), Reman for New PN 4896421
5	504345138C		1 CORE-CAMSHAFT CORE-CAMSHAFT Return Number
6	4899080		1 DOWEL M6 x 8 L

721D-CASE WHEEL LOADER (NORTH AMERICA)

COOLING SYSTEM - ENGINE



FUEL INJECTION PUMP

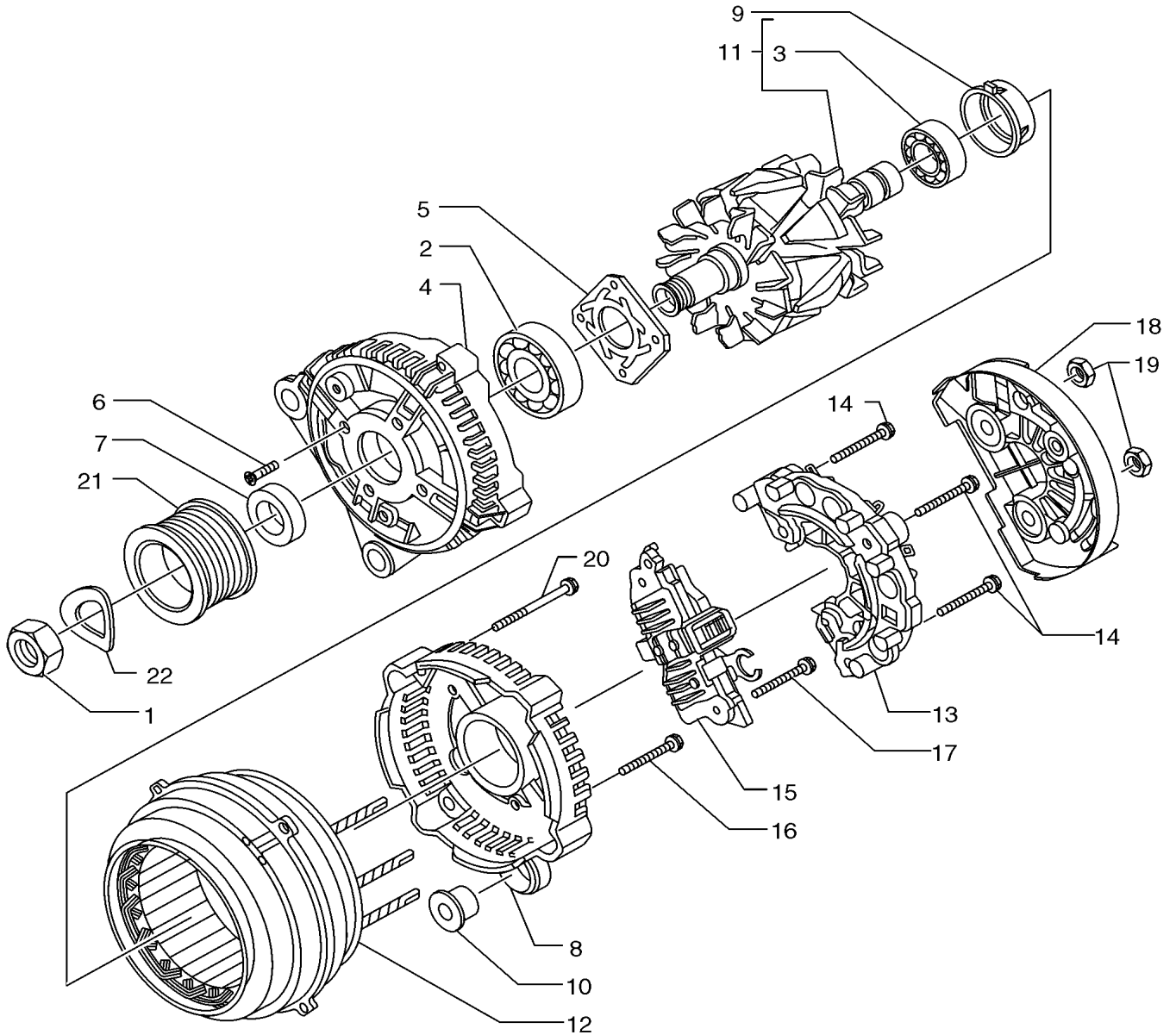


FUEL INJECTION SYSTEM - MODULE, ENGINE CONTROL

REF FN	PART NUMBER	YR/SN	QTY DESCRIPTION
25	4897685		1 SUPPORT
26	2852822		3 SCREW M6 x 25
27	2852823		3 SPRING WASHER M6 x 11.8
28	2852827		3 WASHER M6 x 12 x 1.6
29	2852825		1 PLUG 100mm x 40mm L Rubber
30	2852819		1 CLAMP
31	4899082		1 HEX SOC SCREW M6 x 20mm
32	2852484		1 FLANGE NUT Hex, M6 x 1 M6
33	4895817		1 BOLT Flng, M6 x 1 x 20mm, CI 10.9

721D-CASE WHEEL LOADER (NORTH AMERICA)

ALTERNATOR

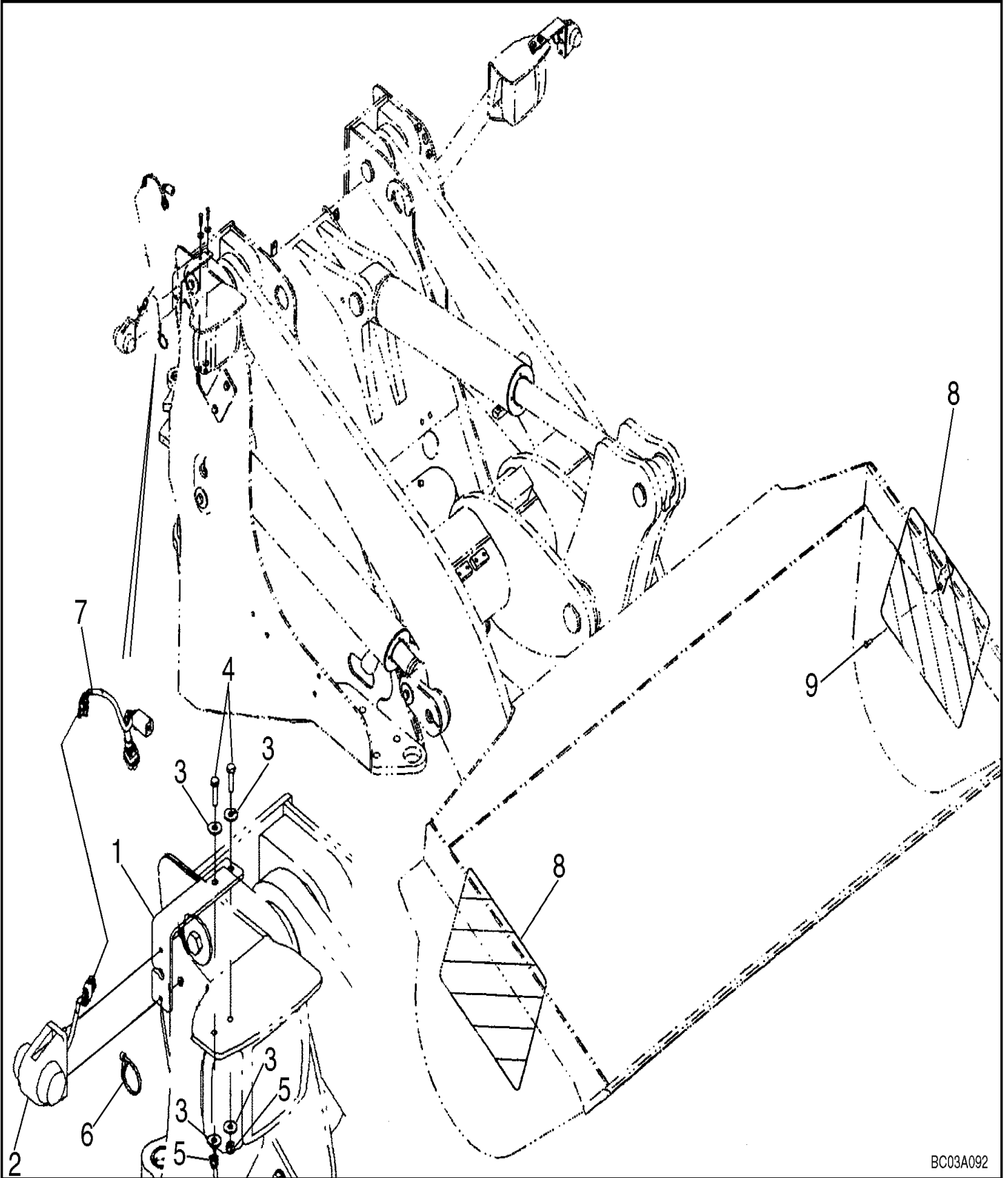


PANEL, CONTROL - CANOPY

REF FN	PART NUMBER	YR/SN	QTY DESCRIPTION
1	197377A2		1 CONTROL PANEL
2	283426A1		1 DECAL Canopy Switches
3	239225A1		4 SCREW Phillips Drive, Pan HD, M4 x 0.7 x 12mm
4	REF		1 INSTRUCTION HARNESS MAIN CAB; SEE FIG 04-09
5	374421A4		1 ROCKER SWITCH Declutch
6	374422A2		1 SWITCH Detent
7	374427A2		1 SWITCH Return To Travel
8	374431A2		1 ROCKER SWITCH Trans. Auto
9	86000535		6 PLUG 1.427" x .62", Plastic Switch Opening
10	1994716C1		1 LIGHT SWITCH Lamp
11	495-11053		2 WASHER 1/2", SAE
12	1994720C1		1 KNOB Control
13	400834A1		1 SWITCH Transmission Enable

721D-CASE WHEEL LOADER (NORTH AMERICA)

LIGHTS - SIDE MARKER WARNING

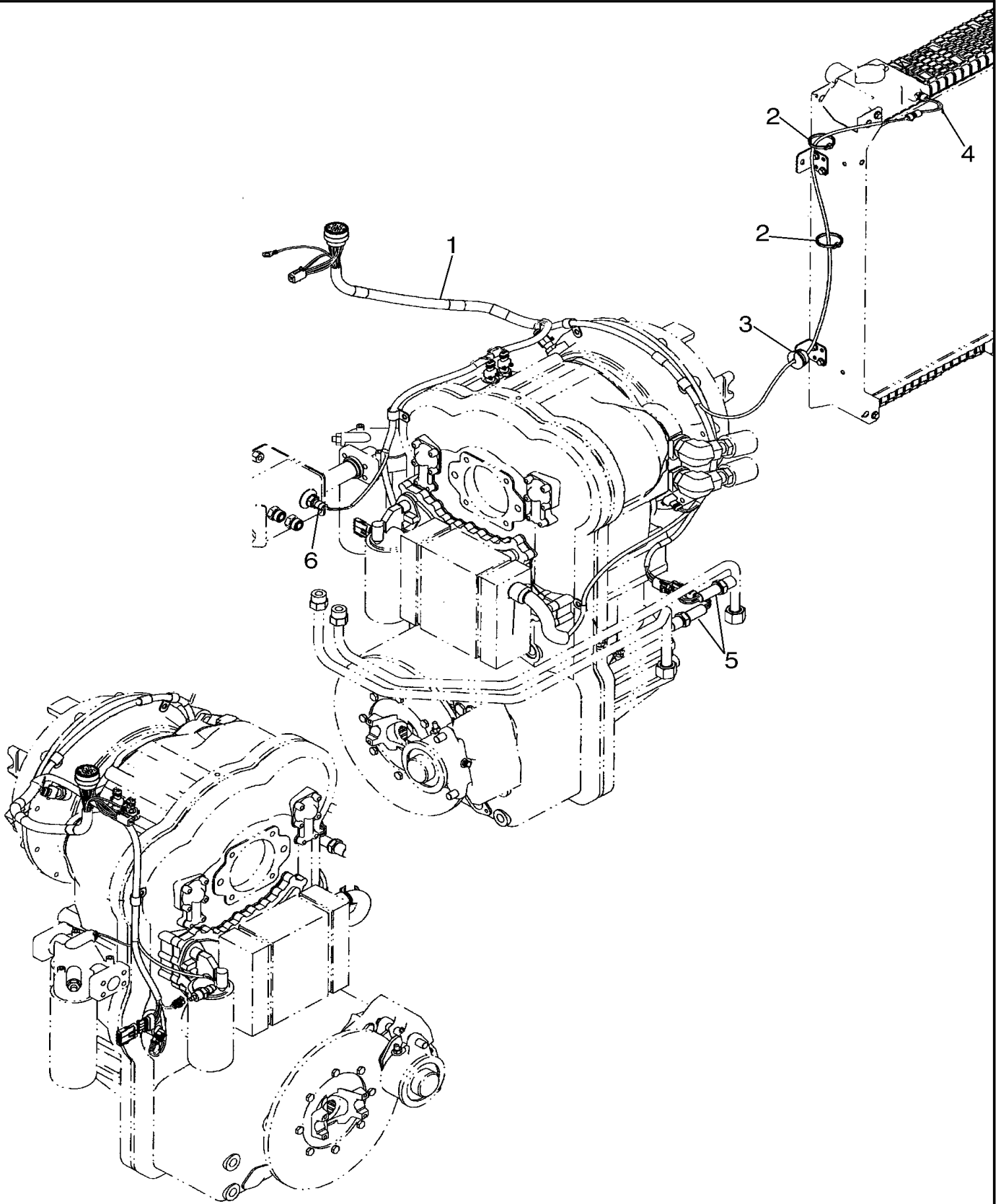


HARNES - CAB, MAIN

REF FN	PART NUMBER	YR/SN	QTY DESCRIPTION
19	895-11006		8 WASHER 6.6mm ID x 12mm OD x 1.6mm Thk
19A	832-10406		2 NUT M6 x 1, CI 8
20	515-23190		1 CLAMP 3/4", Insul, 3/8" Bolt
21	896-11012		1 WASHER 13.5mm ID x 24mm OD x 3mm Thk
22	895-18010		5 WASHER 10.5mm ID x 18mm OD x 1.6mm Thk
23	829-1410		2 NUT M10 x 1.5, CI 10.9
24	F22316		1 RESISTOR 75 Ohms 0.2 Amps DC 75 ohm
25	760-14325		1 SELF-TAP SCREW Pan Hd, M4.2 x 25
26	895-25005		1 WASHER M5 x 15 x 1.6
27	87427310		1 MODULE Transmission Control; Replaces 8602878
	87427310R		1 REMAN ELECT CONTROL ELECT CONTROL 721D (1/03)
	87427310C		CORE-ELECTRONIC CONT ELECT CONTROL Return Number
28	840-1416		4 SCREW Pan, M4 x 16mm, CI 4.8
29	253347A1		1 NUT Hex, M10 x 1.5 M10 - 1,5; Brass
30	L127554		1 WASHER 0.395" ID x 0.875" OD x 0.064" Thk Brass
31	840-1420		4 SCREW Pan, M4 x 20mm, CI 4.8
32	892-11004		8 LOCK WASHER M4
33	D39696		2 CLAMP 25.40mm - 13.49mm Bolt, CTD
34	895-15006		1 WASHER 6.6mm ID x 25mm OD x 1.6mm Thk
35	614-6020		1 BOLT Hex, M6 x 1 x 20mm, CI 8.8, Full Thd
36	L18331		X CABLE TIE 375.9mm L, Nylon, Black CABLE STRAP 15"
37	357906A1		1 BOOT
38	824-1404		8 NUT M4, CI 5
39	22-824		2 CABLE TIE 3/16" x 7 1/4" CABLE STRAP
40	895-15008		1 WASHER 9mm ID x 20mm OD x 1.6mm Thk
41	832-10408		1 NUT M8 x 1.25, CI 8.8

721D-CASE WHEEL LOADER (NORTH AMERICA)

HARNESS - TRANSMISSION

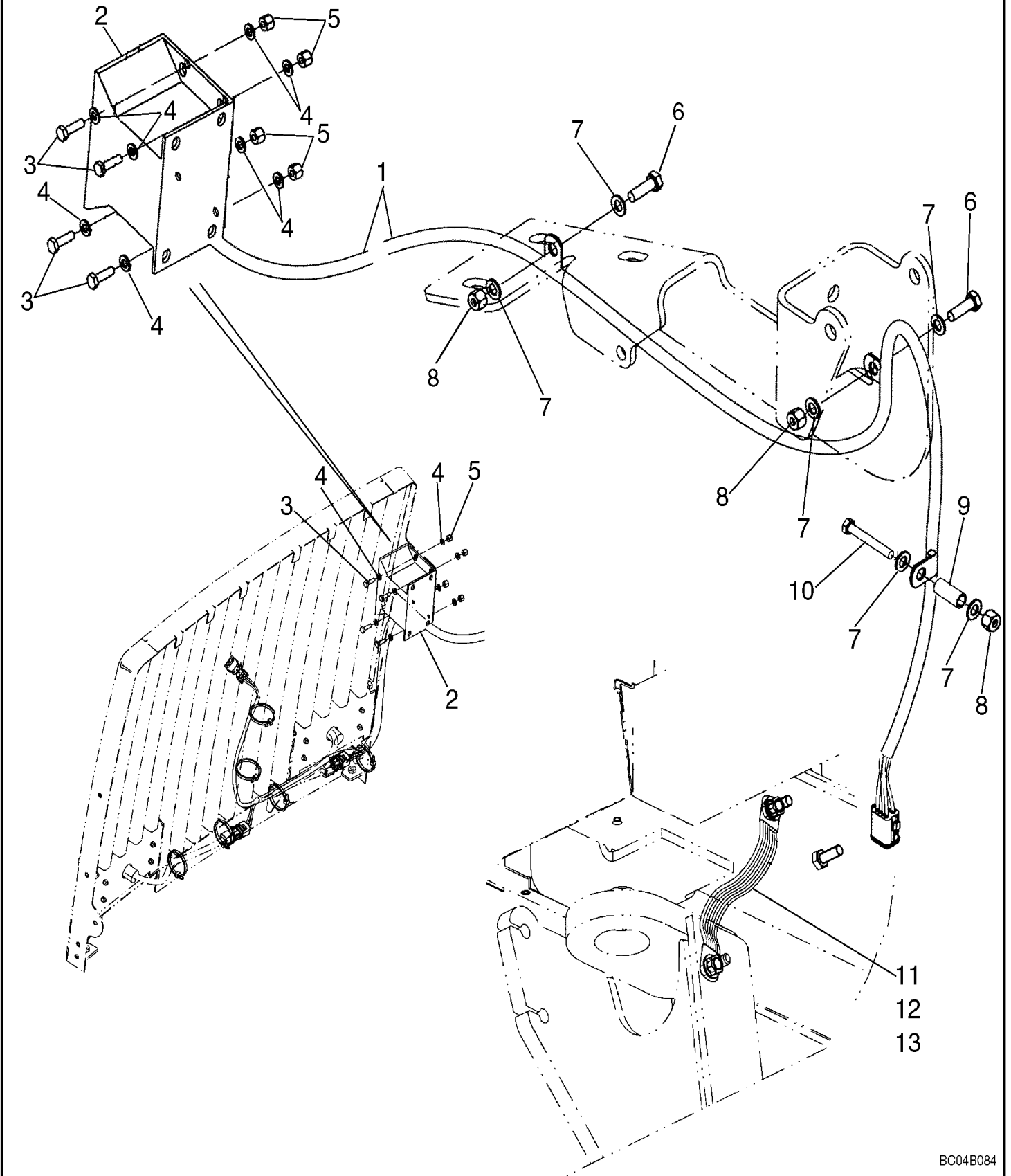


ENGINE HARNESS MOUNTING

REF FN	PART NUMBER	YR/SN	QTY DESCRIPTION
1	504011726		1 WIRE HARNESS
2	17315190		1 CLAMP
3	4899815		1 CLAMP 20mm, Insul, 7mm Bolt
4	17315690		1 CLAMP
5	17044621		3 NUT M6
6	4899091		3 SCREW Hex Flange Cap, M8 x 1.25 x 40.00mm

721D-CASE WHEEL LOADER (NORTH AMERICA)

HARNESS, HOOD - BACKUP ALARM/ LIGHTS/LICENSE PLATE



04-17A

p2

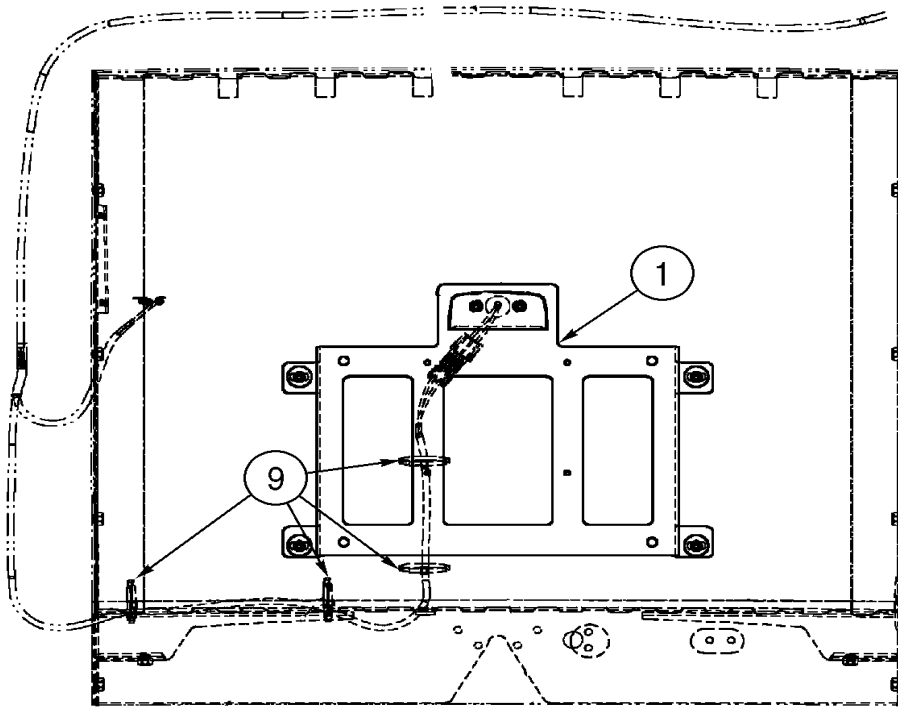
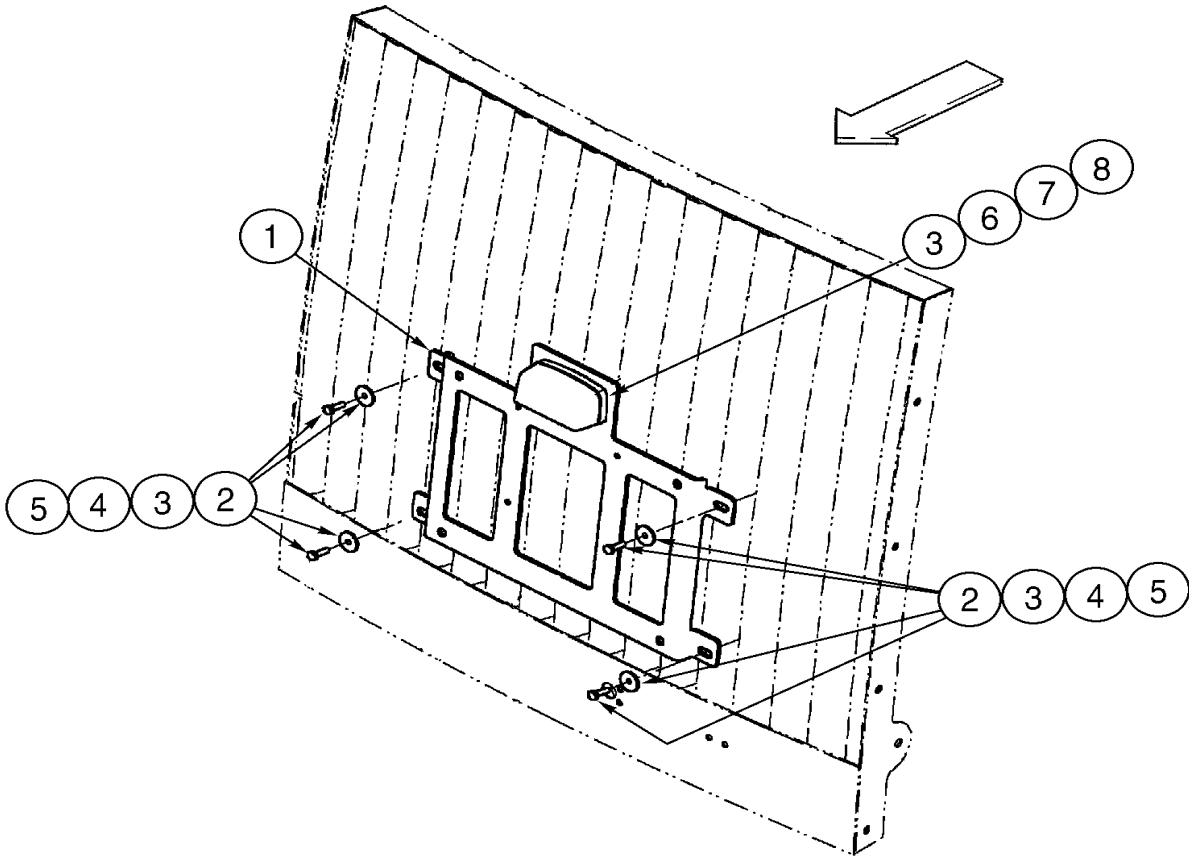
3/2020

BATTERY - CABLES WITH DENSO STARTER

REF FN	PART NUMBER	YR/SN	QTY DESCRIPTION
27	D39696		1 CLAMP 25.40mm - 13.49mm Bolt, CTD

721D-CASE WHEEL LOADER (NORTH AMERICA)

LICENSE PLATE LIGHT

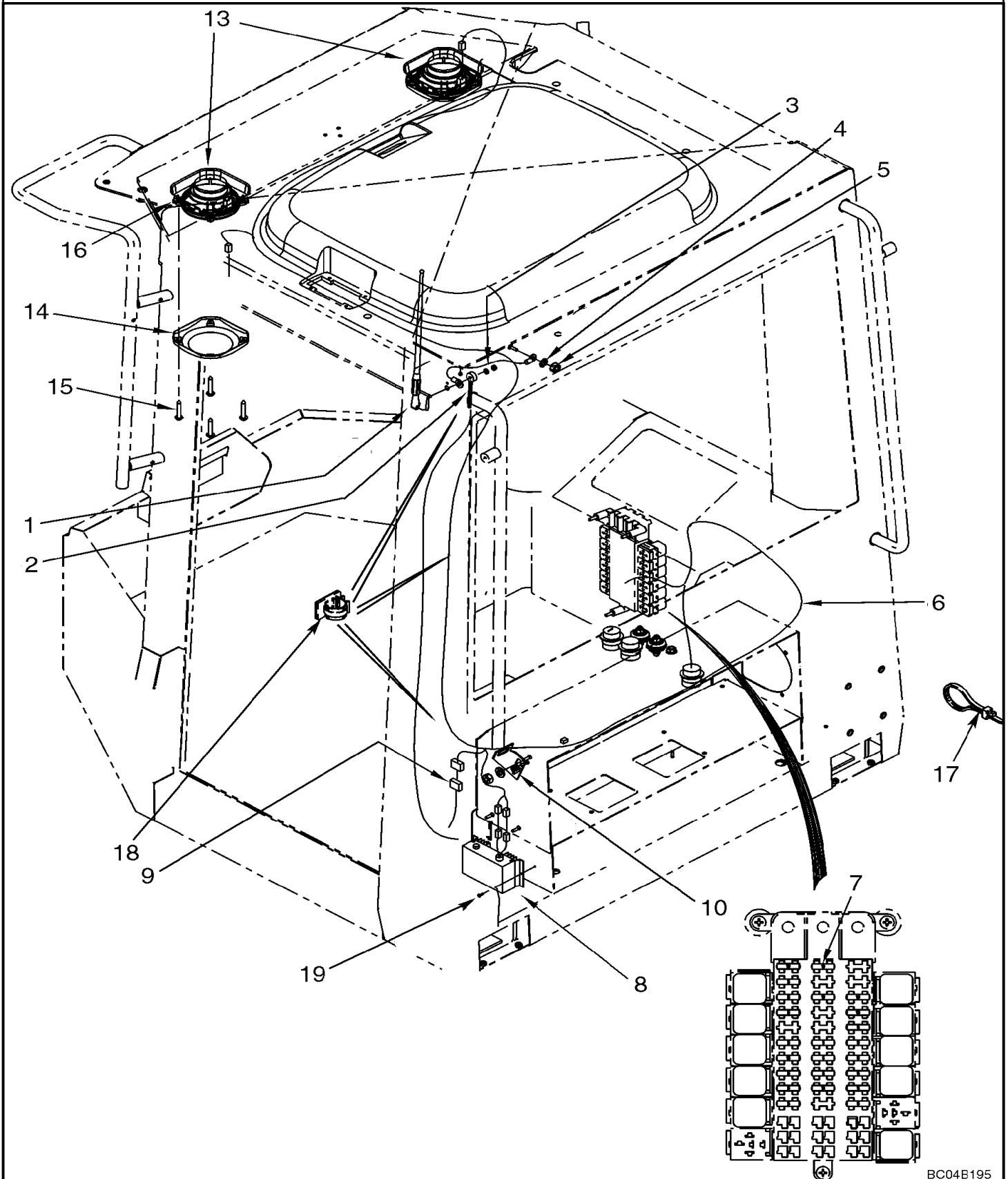


CANOPY, ROPS - WIPER, FRONT

REF FN	PART NUMBER	YR/SN	QTY DESCRIPTION
1	322848A1		1 WIPER MOTOR MOTOR, WIPER 24 volt; Windshield Front
1	322848A1R		1 REMAN-WIPER MOTOR Wiper Motor
1	322848A1C		1 CORE-WIPER MOTOR Return Number, ELECTRONIC CONTROL UNIT
1	84544472R		1 REMAN-WIPER MOTOR WIPER MOTOR 721D (NORTH AMERICA) (1/03-), Reman for New PN 322848A1
1	84544472C		1 CORE-WIPER MOTOR WIPER MOTOR Return Number
2	399232A1		1 COVER Front Wiper
3	1270742C1		2 PREV TORQUE BOLT Cross Rec Pan Hd, M6 x 1 x 12mm
4	833-40306		2 SPRING NUT M6, U
5	627-6012		1 BOLT Hex, M6 x 1 x 12mm, CI 10.9, Full Thd
6	892-11006		1 LOCK WASHER M6
7	321736A1		1 WIPER ARM ARM, WIPER Dual; Replaced By 87319294
7	87319294		1 WIPER ARM ARM, WIPER Dual; 800mm
8	A187574		1 WIPER BLADE 700 mm (27-9/16 in); Replaced By 87319295
8	87319295		1 WIPER BLADE Assembly 700mm (27-9/16 in); Includes 'U' Shaped Retaining Clip
9	1968053C1		1 ELBOW 90 deg Bulkhead
10	N8361		1 SPRING WASHER Belleville
11	326203A1		1 NUT
12	248-1169		1 GROMMET 3/8" ID x 5/8" Groove Dia
13	236781A1		1 CONTAINER Container/A; Windshield Washer; Front; If Used
13	371185A1		1 RESERVOIR, WINDSHIEL 4.75L Container/A; Windshield Washer; Front; If Used

721D-CASE WHEEL LOADER (NORTH AMERICA)

RADIO - MOUNTING -12 VOLT

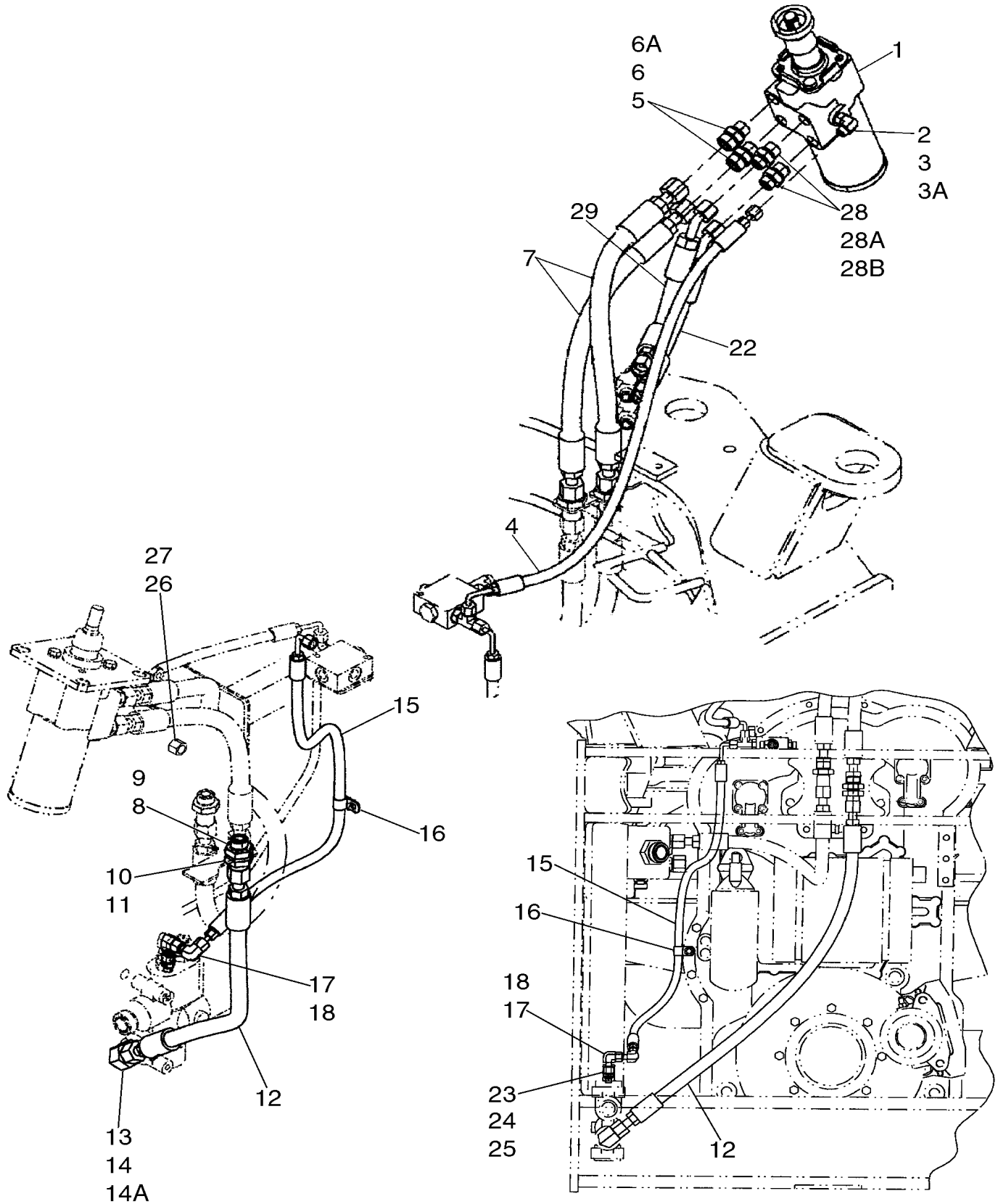


STEERING WHEEL - COLUMN

REF FN	PART NUMBER	YR/SN	QTY DESCRIPTION
1	384985A1		1 CAP Incl. 1A
1A	1342054C1		1 PLASTIC PLUG Not Illustrated
1B	87578198		1 EMBLEM CASE; Not Illustrated, If Used
2	NSS		1 NOT SOLD SEPARAT M14, Nut
3	895-11014		1 WASHER M14 x 28 x 2.5
	283484A1		1 STEERING WHEEL Incl. 4 - 8A
4	D147465		1 STEERING WHEEL Not Serviced Separately; Order 283484A1; See Below
	283484A1		1 STEERING WHEEL Incl. Spacer Ring, Wheel Hub, Bolt, Washers and Wheel; Not Illustrated; Replaces D148204
5	NSS		3 NOT SOLD SEPARAT Bolt
6	NSS		1 NOT SOLD SEPARAT Cap
7	329105A1		1 HUB
8	S301400		1 BOOT
8A	NSS		1 NOT SOLD SEPARAT Plug; Remote to Use Spinner Knob
9	L127996		1 KNOB Spinner; Includes Washer and Nut
10	226107A3		1 STEERING COLUMN Assy, Tilt, Incl 2
10	318942A1		1 REPAIR KIT Locking, Tilt
10	339490A1		1 REPAIR KIT Spring
10	339499A1		1 REPAIR KIT Lever
10	339500A1		1 NUT Shaft
10	NSS		1 NOT SOLD SEPARAT Column, Steering; Housing; Shaft
10A	283095A2		1 BALL KNOB
11	627-10025		4 BOLT Hex, M10 x 1.5 x 25mm, CI 10.9, Full Thd
12	895-18010		4 WASHER 10.5mm ID x 18mm OD x 1.6mm Thk
13	829-1410		4 NUT M10 x 1.5, CI 10.9
14	251715A4		1 SUPPORT

721D-CASE WHEEL LOADER (NORTH AMERICA)

HYDRAULICS - STEERING - STANDARD

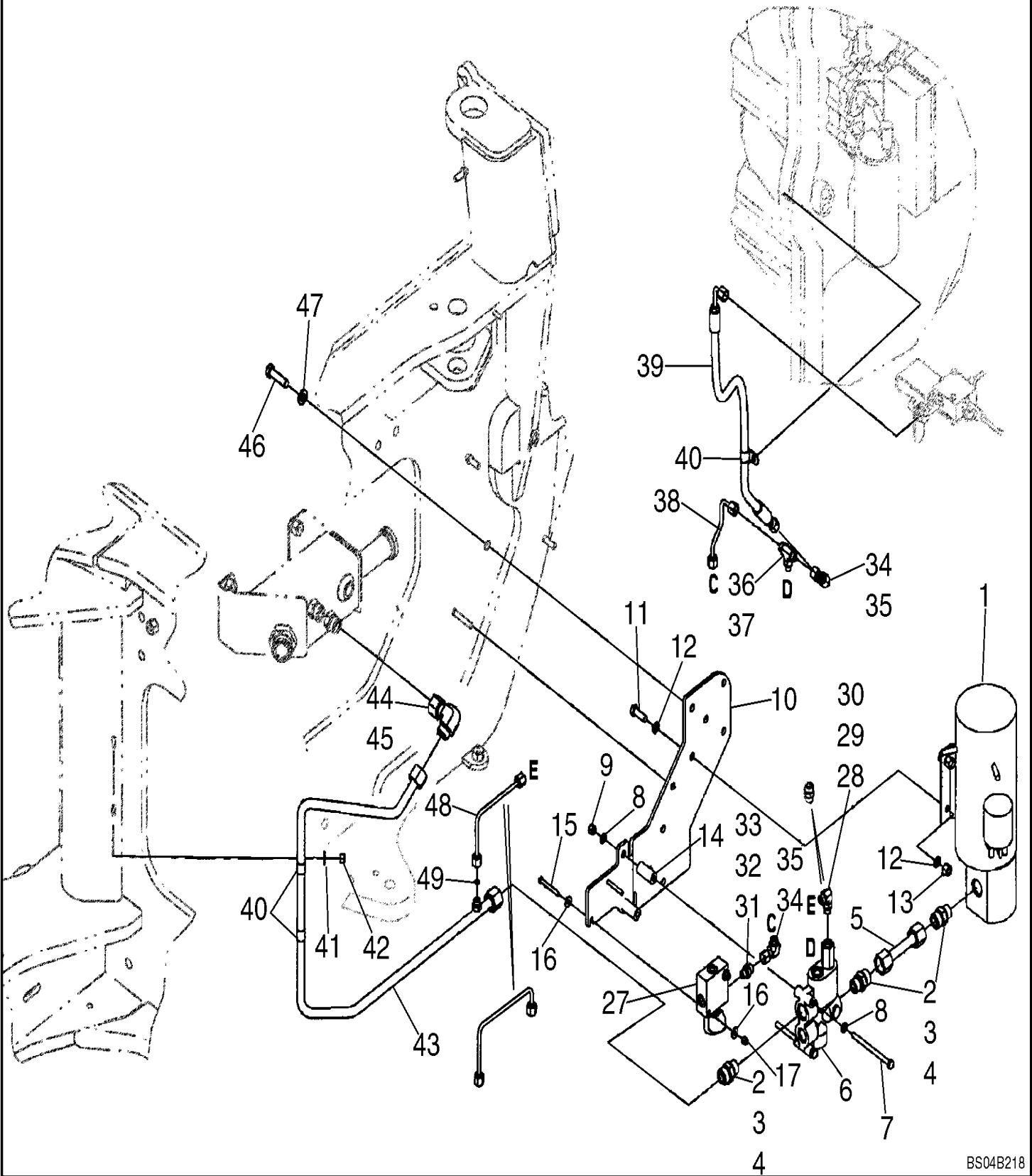


HYDRAULICS, STEERING - PUMP TO LOAD SENSE VALVE

REF FN	PART NUMBER	YR/SN	QTY DESCRIPTION
19	892-11016		1 LOCK WASHER 16.4mm ID x 27.4mm OD x 5mm Thk
20	896-11016		1 WASHER 17.5mm ID x 30mm OD x 4mm Thk

721D-CASE WHEEL LOADER (NORTH AMERICA)

HYDRAULICS - STEERING, AUXILIARY - PUMP TO MANIFOLD



HYDRAULICS - STEERING, AUXILIARY - PUMP TO HYDRAULIC TANK

REF FN	PART NUMBER	YR/SN	QTY DESCRIPTION
14	87433568		1 FLEXIBLE HOSE Auxiliary Suction; 889mm (35 In)
15	87433494		1 HYD CONNECTOR ORFS To NPT; Incl. 16
16	238-6021		1 O-RING 15/16 X 1 - 1/16, CI 6 Face Seal End
17	L129303		1 FILTER SCREEN
18	87433575		1 GUARD Skid
19	627-12035		3 BOLT Hex, M12 x 1.75 x 35mm, CI 10.9, Full Thd
20	892-11012		3 LOCK WASHER M12
21	832-10412		1 NUT M12 x 1.75, CI 8
22	896-15012		1 WASHER 13.5mm ID x 28mm OD x 4mm Thk

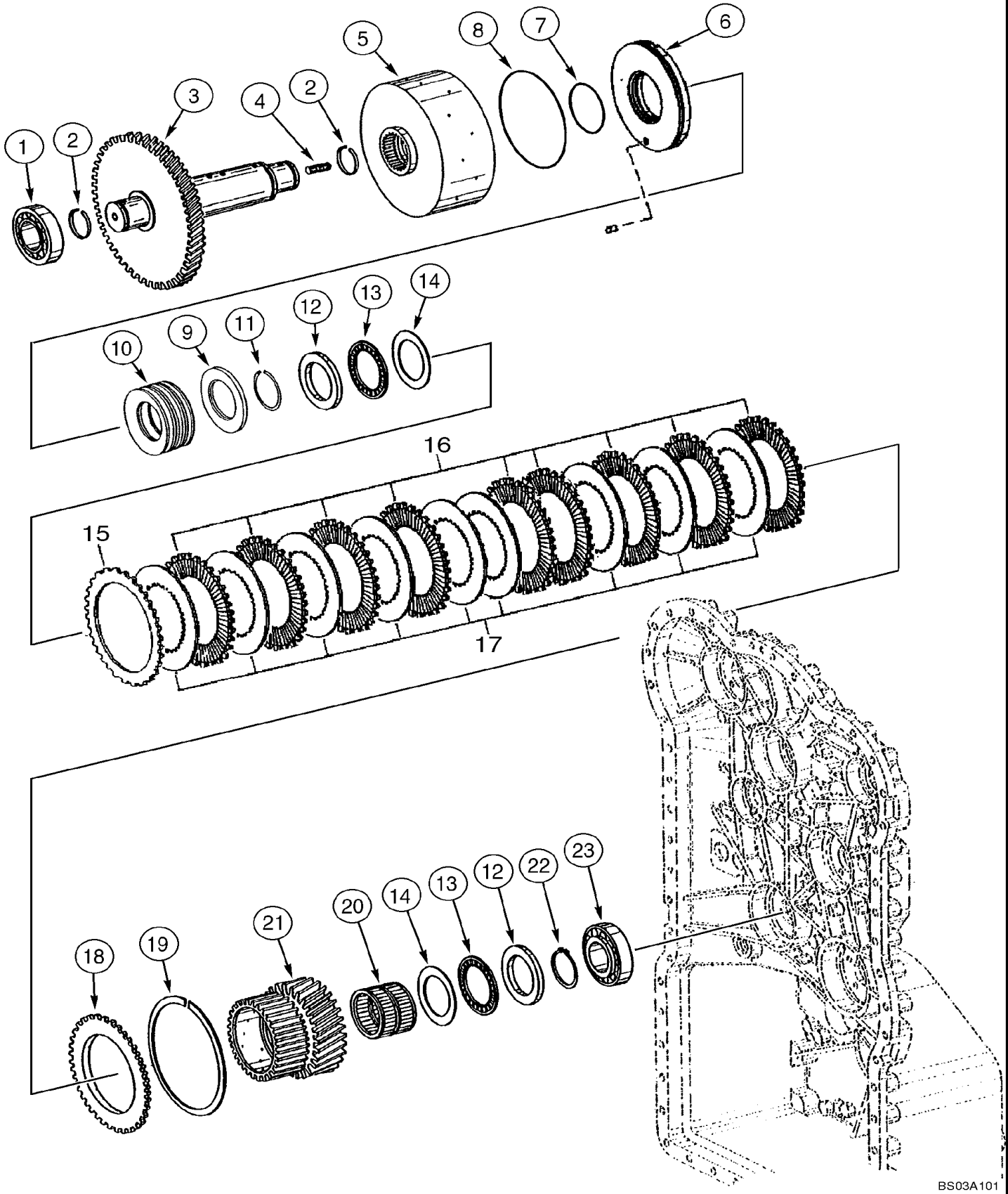
721D-CASE WHEEL LOADER (NORTH AMERICA)

MOUNTING - TRANSMISSION

REF FN	PART NUMBER	YR/SN	QTY DESCRIPTION
1	8500050		1 TRANSMISSION See Figure(s) 06-04 - 06-21, 07-01
	87671889R		1 REMAN-TRANSMISSION TRANSMISSION 721D, (1/03-), Reman For New P/N 8500050
	87671889C		CORE-TRANSMISSION TRANSMISSION Return Number
1	8605548		1 REMAN-TRANSMISSION Remanufactured Transmission; 721D, Model Number 4WG190, Stock Number 4657 024 030
1	8605547		1 CORE-TRANSMISSION Return number
2	8500093		1 BRACKET LH; Replaces 8603026
3	8500094		1 BRACKET RH; Replaces 8603027
4	627-20050		4 BOLT Hex, M20 x 2.5 x 50mm, Cl 10.9, Full Thd
5	896-11020		4 WASHER 22mm ID x 37mm OD x 4mm Thk
6	827-22120		3 BOLT Hex, M22 x 2.5 x 120mm, Cl 10.9
7	379611A1		6 WASHER Replaces 8604726
8	361187A1		3 ISOLATOR
9	827-10050		2 BOLT Hex, M10 x 1.5 x 50mm, Cl 10.9
10	896-11022		3 WASHER 24mm ID x 44mm OD x 4mm Thk
11	8500096		1 BRACKET Top; Replaces 8603025
12	627-16050		4 BOLT Hex, M16 x 2 x 50mm, Cl 10.9, Full Thd
13	896-11016		4 WASHER 17.5mm ID x 30mm OD x 4mm Thk

721D-CASE WHEEL LOADER (NORTH AMERICA)

TRANSMISSION - CLUTCH ASSY, FIRST

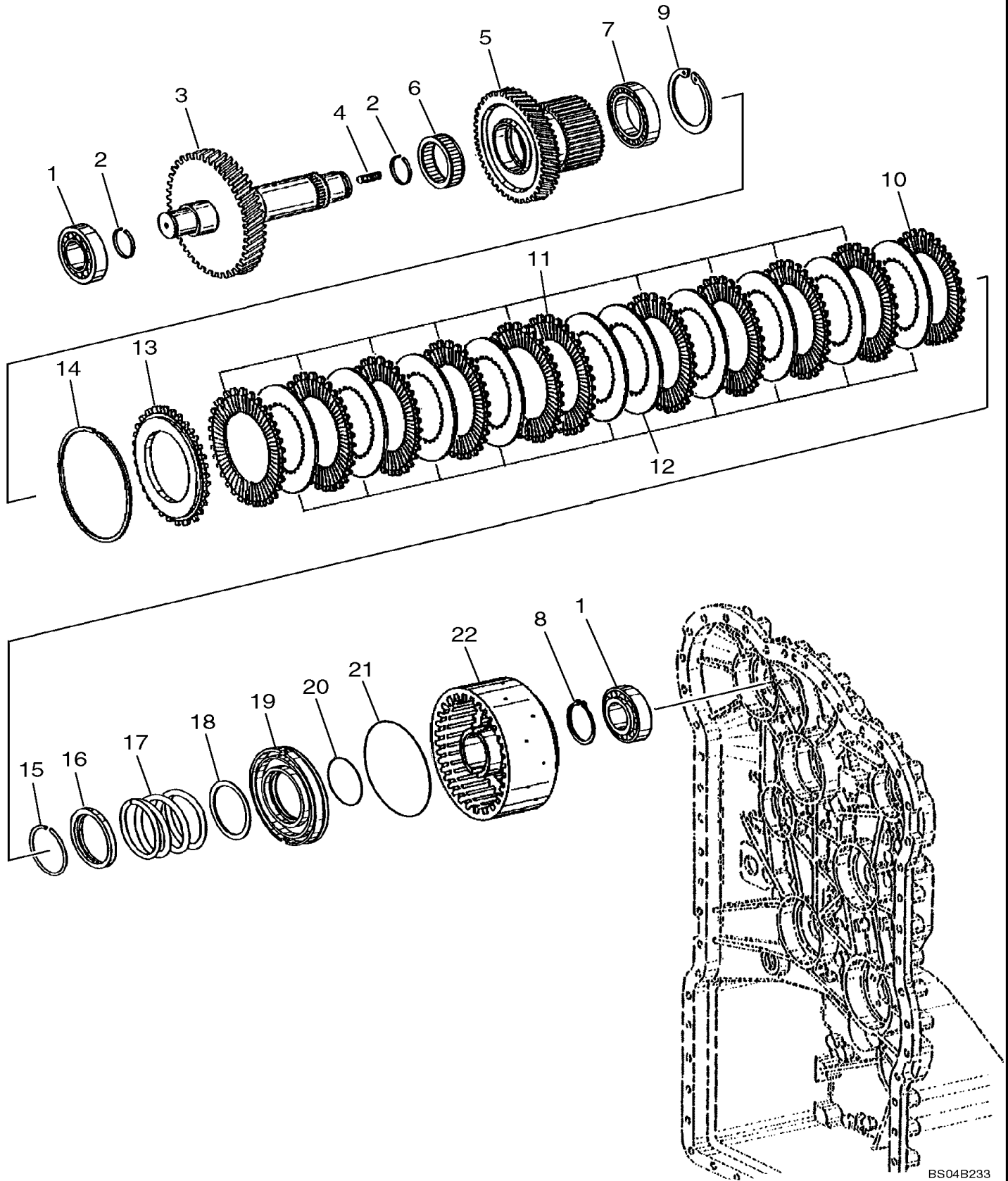


TRANSMISSION - CLUTCH ASSY, THIRD

REF FN	PART NUMBER	YR/SN	QTY DESCRIPTION
16	8603423		X SNAP RING 3.3mm Thk 3.3 mm thk; Optional
16	8603424		X SNAP RING 3.45mm Thk 3.45 mm thk; Optional
16	8603425		X SNAP RING 3.6mm Thk 3.6 mm thk; Optional
16	8603426		X SNAP RING 3.75mm Thk 3.75 mm thk; Optional
16	8603427		X SNAP RING 3.9mm Thk 3.90 mm thk; Optional
16	8603428		X SNAP RING 4.05mm Thk 4.05 mm thk; Optional
16	8603429		X SNAP RING 4.20mm Thk 4.20 mm thk; Optional
17	8603430		2 DISC
18	8603431		2 NEEDLE BEARING CAGE
19	8603432		2 THRUST WASHER
20	8603643		1 NEEDLE BEARING
21	8603512		1 IDLER GEAR
22	8603504		1 ROLLER BEARING 66.67mm ID x 112.71mm OD x 30.16mm W

721D-CASE WHEEL LOADER (NORTH AMERICA)

TRANSMISSION - CLUTCH ASSY, REVERSE

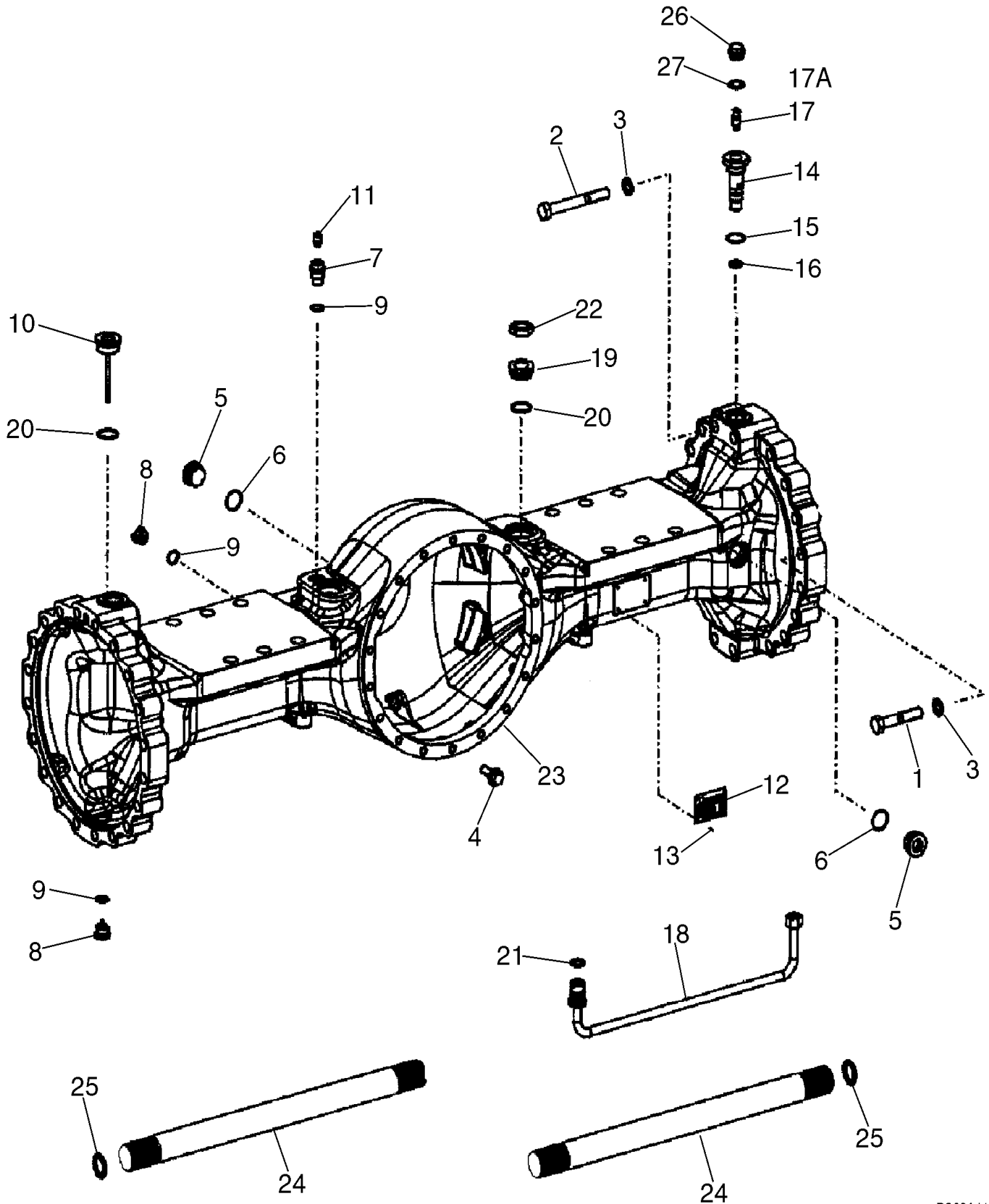


TRANSMISSION - VALVE, CONTROL

REF FN	PART NUMBER	YR/SN	QTY DESCRIPTION
	8603179		1 HYDRAULIC VALVE Incl. 1 - 6; Incl. Figure(s) 06-13, 06-14
3	8603363		6 SCREEN
4	8603181		1 PLATE
5	8603628		1 PLATE Distribution
6	8603183		18 SCREW M6 x 23mm, CI 10.9

721D-CASE WHEEL LOADER (NORTH AMERICA)

AXLE, FRONT - HOUSING

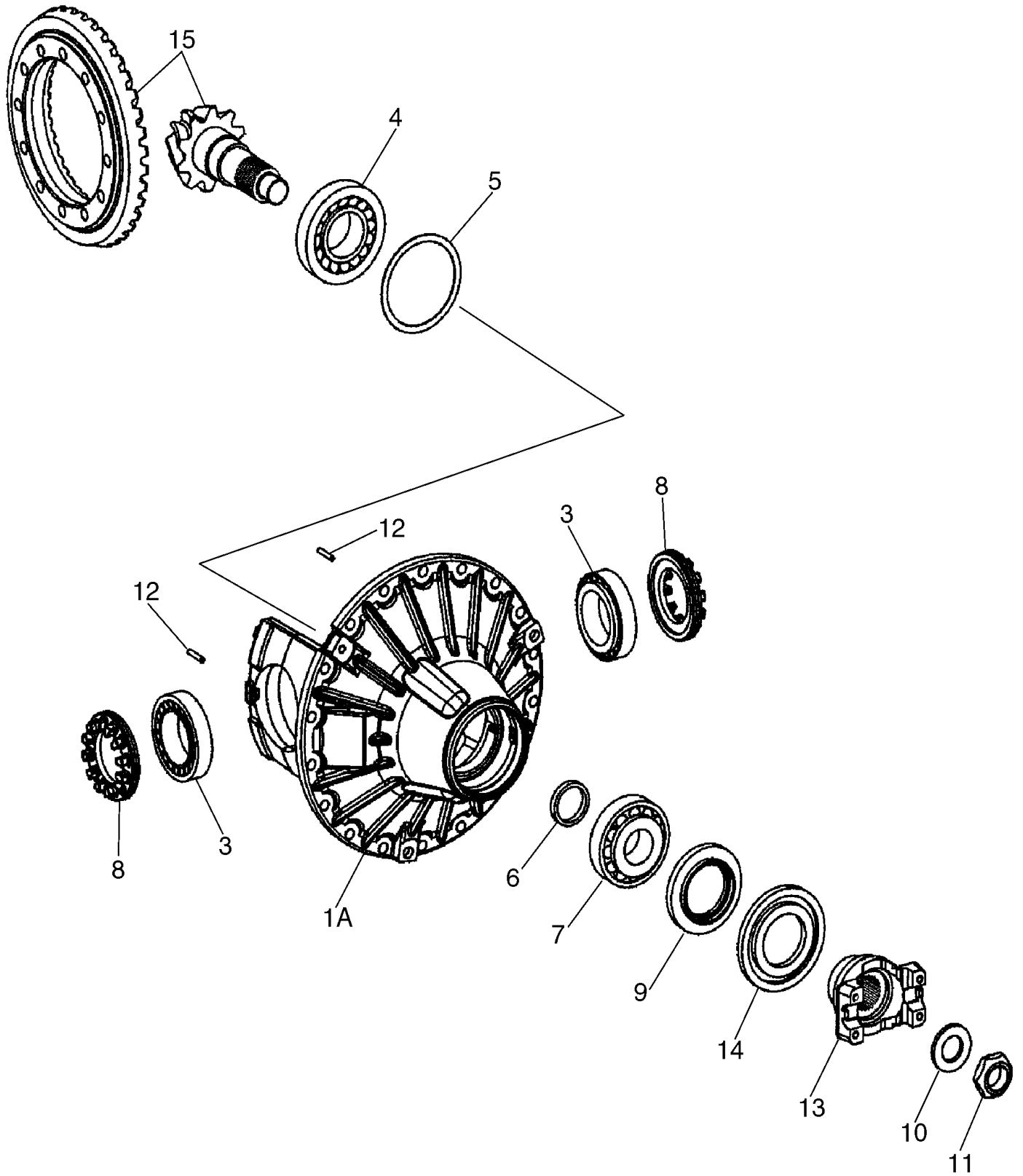


AXLE, FRONT - HUB, DISC BRAKES

REF FN	PART NUMBER	YR/SN	QTY DESCRIPTION
	87441323		1 FINAL DRIVE FINAL REDUCTION GEARBOX Gear Reduction Unit; Incl. 1 - 15; Also Includes Parts on Figure 06-24; Axle S/N 432021 & After
	87361215		1 FINAL DRIVE FINAL REDUCTION GEARBOX Replaces 87441323
	87361215R		1 REMAN-WHEEL END ASSY REMAN FINAL REDUCTION GEARBOX Replaces 87441323
	87361215C		1 CORE-WHEEL END ASSY RETURN NUMBER
	87363356		1 REMAN-WHEEL END ASSY REMANUFACTURED AXLE - NA Only
	87363350		1 CORE-WHEEL END ASSY WHEEL END ASSY Return Number, AXLE - NA Only
1	8603166		1 PISTON Brake
2	8605314		1 SEAL 298mm ID x 310mm OD x 8mm Thk
3	8603577		1 RING
4	8605315		1 SEAL
5	8603579		1 RING
6	8603580		1 GUIDE RING
	87365252		1 REPAIR KIT Brake Pack; Incl. Refs. 7, 8A, 8B
7	8603581		4 BRAKE DISC Inner
7	87341835		4 BRAKE DISC Replaces 8603581
8	8603582		4 BRAKE PLATE Outer; Used in (4) Plate Brake Assembly; If Used
8A	8603582		3 BRAKE PLATE Used with Ref 8B; Used in (5) Plate Brake Assembly; If Used
8B	87441328		2 PLATE 2mm Thk Used with Ref 8A; Used in (5) Plate Brake Assembly; If Used
9	8603163		6 PIN
10	8603583		24 SEAL
11	8603584		42 BELLEVILLE WASHER

721D-CASE WHEEL LOADER (NORTH AMERICA)

AXLE, FRONT - DIFFERENTIAL CARRIER

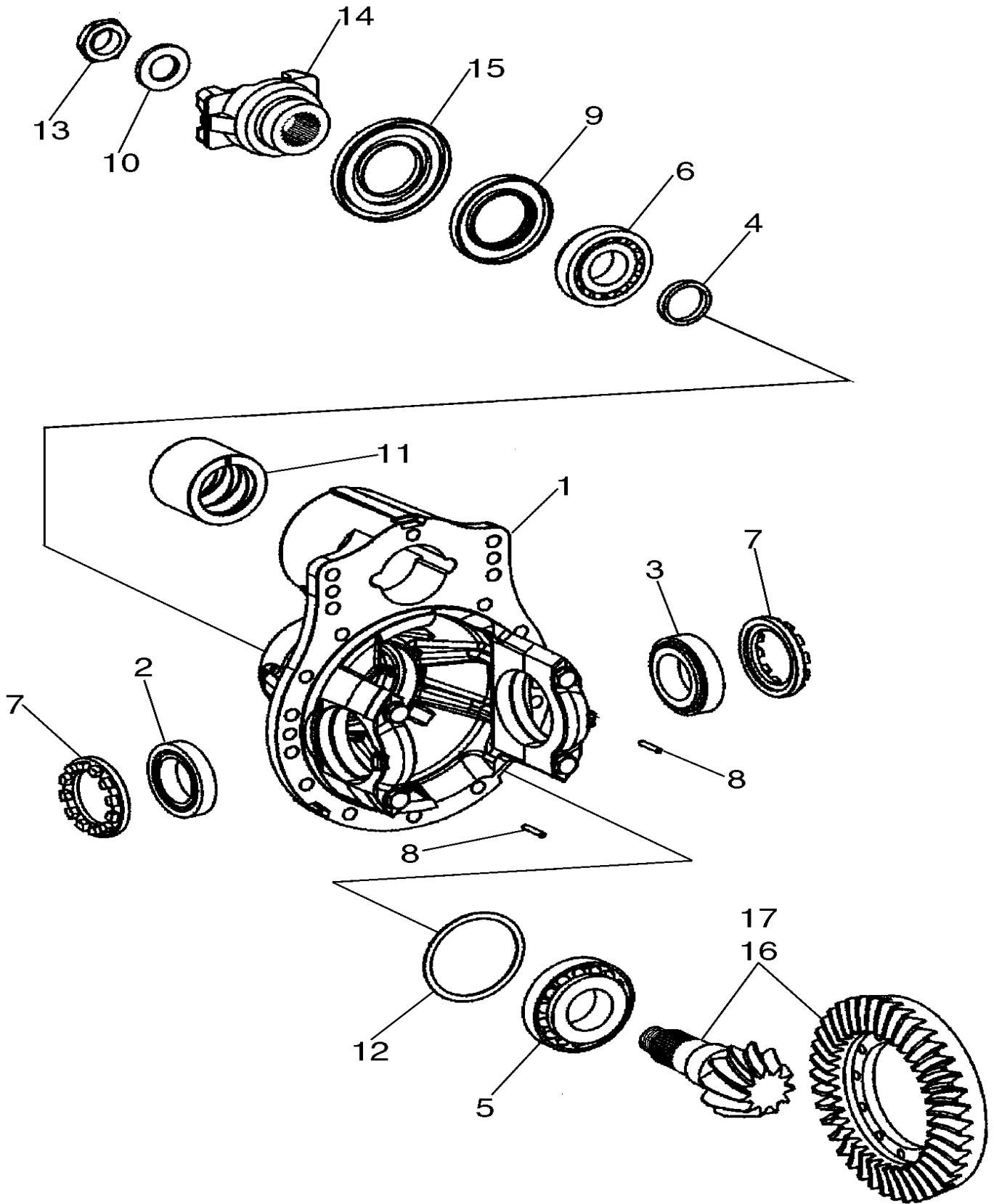


AXLE, REAR - HUB, PLANETARY

REF FN	PART NUMBER	YR/SN	QTY DESCRIPTION
22	8603208		1 O-RING 2mm Thk x 21mm ID
23	8603556		1 SHIM If Used; Not Illustrated

721D-CASE WHEEL LOADER (NORTH AMERICA)

AXLE, REAR - DIFFERENTIAL CARRIER

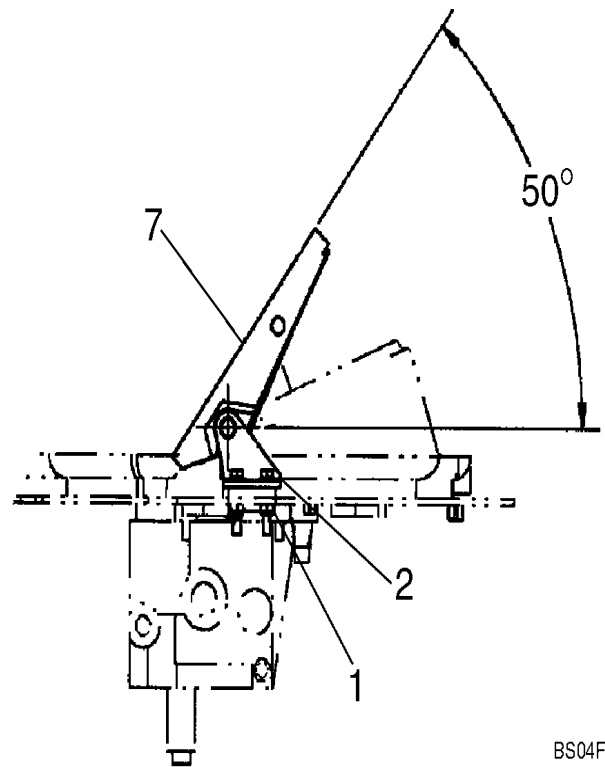
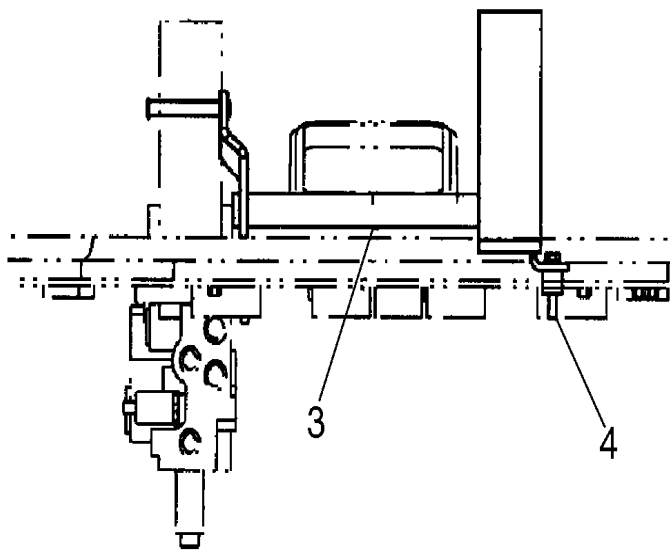
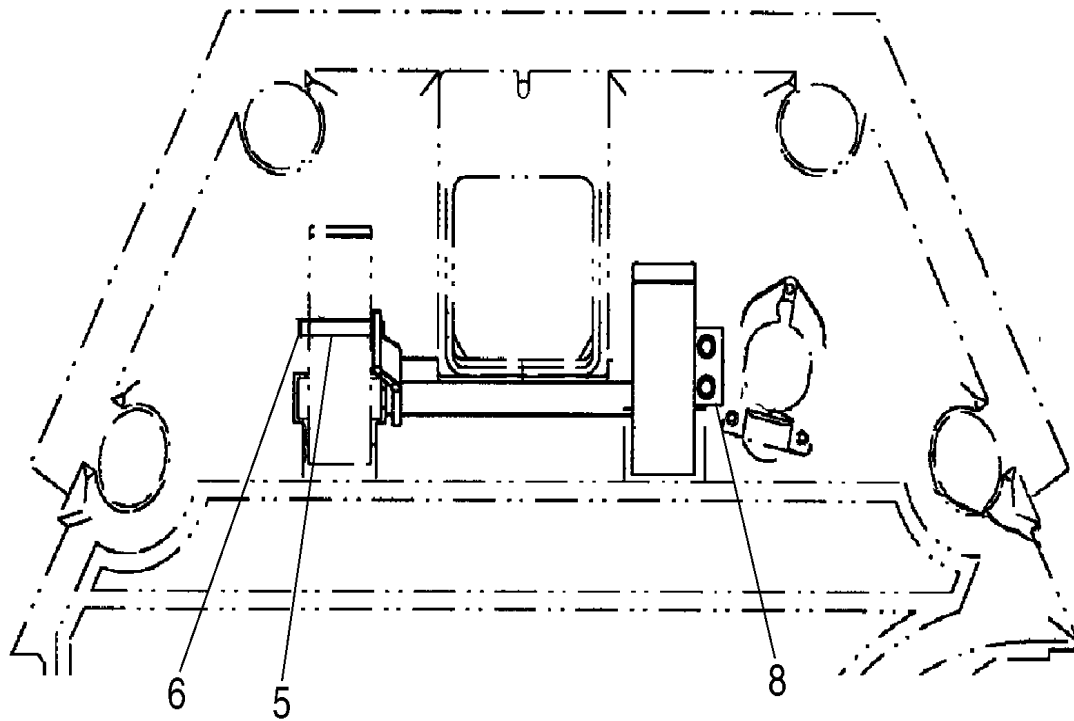


DRIVE SHAFT - CENTER AND REAR

REF FN	PART NUMBER	YR/SN	QTY DESCRIPTION
	REF		INSTRUCTION CENTER DRIVE SHAFT
1	8602353		1 DRIVE SHAFT Incl. 2
2	8604675		2 U-JOINT SPIDER Spider
3	L116943		4 SECURING STRAP Bearing
	87539949		KIT KIT, For Service order in place of L116943
4	19-6247		8 BOLT 3/8" - 24 x 0.75", Grade 8 3/8 NF x 3/4;8; Bearing Strap
	REF		INSTRUCTION REAR DRIVE SHAFT
5	86990311		1 DRIVE SHAFT Incl. 6
6	8604675		2 U-JOINT SPIDER Spider
7	L116943		4 SECURING STRAP Bearing
	87539949		KIT KIT, For Service order in place of L116943
8	19-6247		8 BOLT 3/8" - 24 x 0.75", Grade 8 3/8 NF x 3/4; 8; Bearing Strap

721D-CASE WHEEL LOADER (NORTH AMERICA)

BRAKE PEDALS

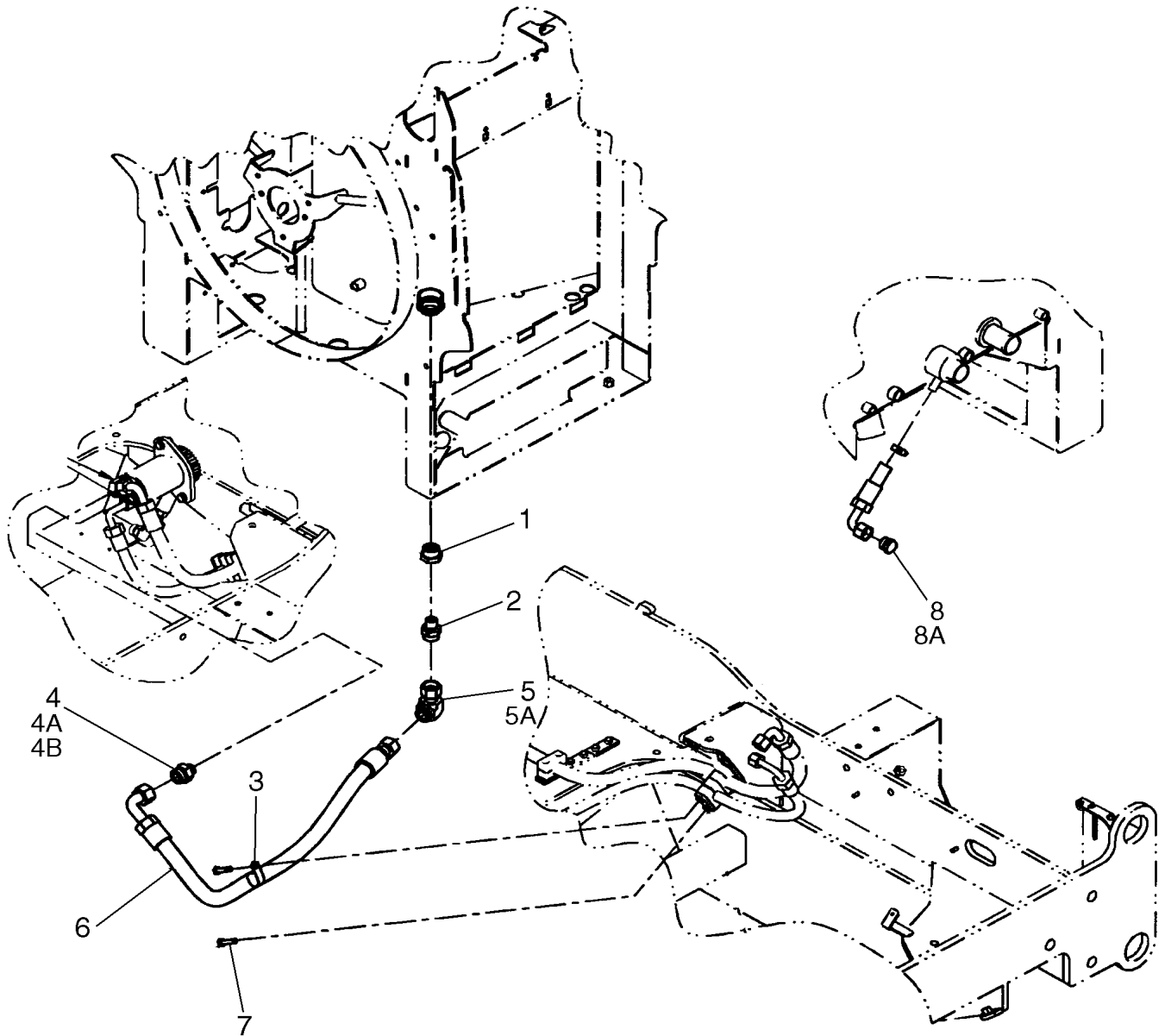


HYDRAULICS - BRAKE, MAIN - RESERVOIR - PUMP - 8602588 BRAKE PUMP

REF FN	PART NUMBER	YR/SN	QTY DESCRIPTION
	REF		INSTRUCTION MAIN BRAKE VALVE TO RESERVOIR AND BRAKE PUMP
	REF		INSTRUCTION USED WITH 8602588 BRAKE PUMP
1	8603087		1 BRAKE VALVE Main, See Figure 07-08
1	8603087R		1 REMAN-HYD VALVE VALVE, BRAKE Main, See Figure 07-08
1	8603087C		1 CORE-VALVE HYD VALVE, BRAKE Core Return Number
5	8500203		1 FLEXIBLE HOSE 527 mm (20 - 3/4 in); Brake Valve Discharge
6	8500204		1 FLEXIBLE HOSE 567 mm (22 - 5/16 in); Brake Pump Discharge
7	8602673		1 FLEXIBLE HOSE 2394 mm (94-1/4 in); Brake Pump Pressure
8	8606002		3 CLAMP If Used
9	367489A1		5 BLOCK If Used
10	827-10120		2 BOLT Hex, M10 x 1.5 x 120mm, CI 10.9 If used
10	827-10060		2 BOLT Hex, M10 x 1.5 x 60mm, CI 10.9 If Used
11	367658A1		1 PLATE
13	214-1420		1 HOSE CLAMP #20, 0.81" - 1.75", Type F Worm If Used
13	353036A1		1 HOSE CLAMP 32mm - 54mm If Used
14	8500478		4 BLOCK
15	8500555		3 PLATE
16	238-6011		2 O-RING 0.07" Thk x 0.301" ID, -11, CI 6, 90 Duro 5/8 ID x 1/16; Face Seal
17	827-10130		1 BOLT Hex, M10 x 1.5 x 130mm, CI 10.9
18	895-11010		9 WASHER 11mm ID x 20mm OD x 2mm Thk
19	832-10410		3 NUT M10 x 1.5, CI 8

721D-CASE WHEEL LOADER (NORTH AMERICA)

HYDRAULICS - BRAKE, MAIN - RESERVOIR - PUMP



VALVE ASSY - BRAKE

REF FN	PART NUMBER	YR/SN	QTY DESCRIPTION
	8603087		1 BRAKE VALVE
	8603087R		1 REMAN-HYD VALVE VALVE, BRAKE Reman Brake Valve
	8603087C		1 CORE-VALVE HYD VALVE, BRAKE Core Return Number
1	8604480		1 KIT Includes 1A - 1P
1A	NSS		NOT SOLD SEPARAT O-Ring; 9.25 x 1.78; NBR 90
1B	NSS		NOT SOLD SEPARAT O-Ring; 9.0 x 2.0; NBR 90
1C	NSS		NOT SOLD SEPARAT O-Ring; 10.82 x 1.78; NBR 90
1D	NSS		NOT SOLD SEPARAT Thrust Ring; 9.2 / 12.0 x 0.5
1E	NSS		NOT SOLD SEPARAT Thrust Ring; 10.0 / 13.0 x 1.0
1F	NSS		NOT SOLD SEPARAT Thrust Ring; 11.2/ 14.0 x 0.5
1G	NSS		NOT SOLD SEPARAT O-Ring; 12.4 x 1.78; NBR 90
1H	NSS		NOT SOLD SEPARAT O-Ring; 15.6x 1.78; NBR 90
1J	NSS		NOT SOLD SEPARAT O-Ring; 15.4 x 2.1; NBR 70
1K	NSS		NOT SOLD SEPARAT Thrust Ring; 15.3 / 18.0 x 0.5
1L	NSS		NOT SOLD SEPARAT O-Ring; 20.35 x 1.78; NBR 90
1M	NSS		NOT SOLD SEPARAT O-Ring; 23.0 x 2.5; NBR 90
1N	NSS		NOT SOLD SEPARAT O-Ring; 15.6 x 1.78; NBR 80
1P	NSS		NOT SOLD SEPARAT Cap; Orange; M10 x 28

721D-CASE WHEEL LOADER (NORTH AMERICA)

SECTION INDEX

HYDRAULICS

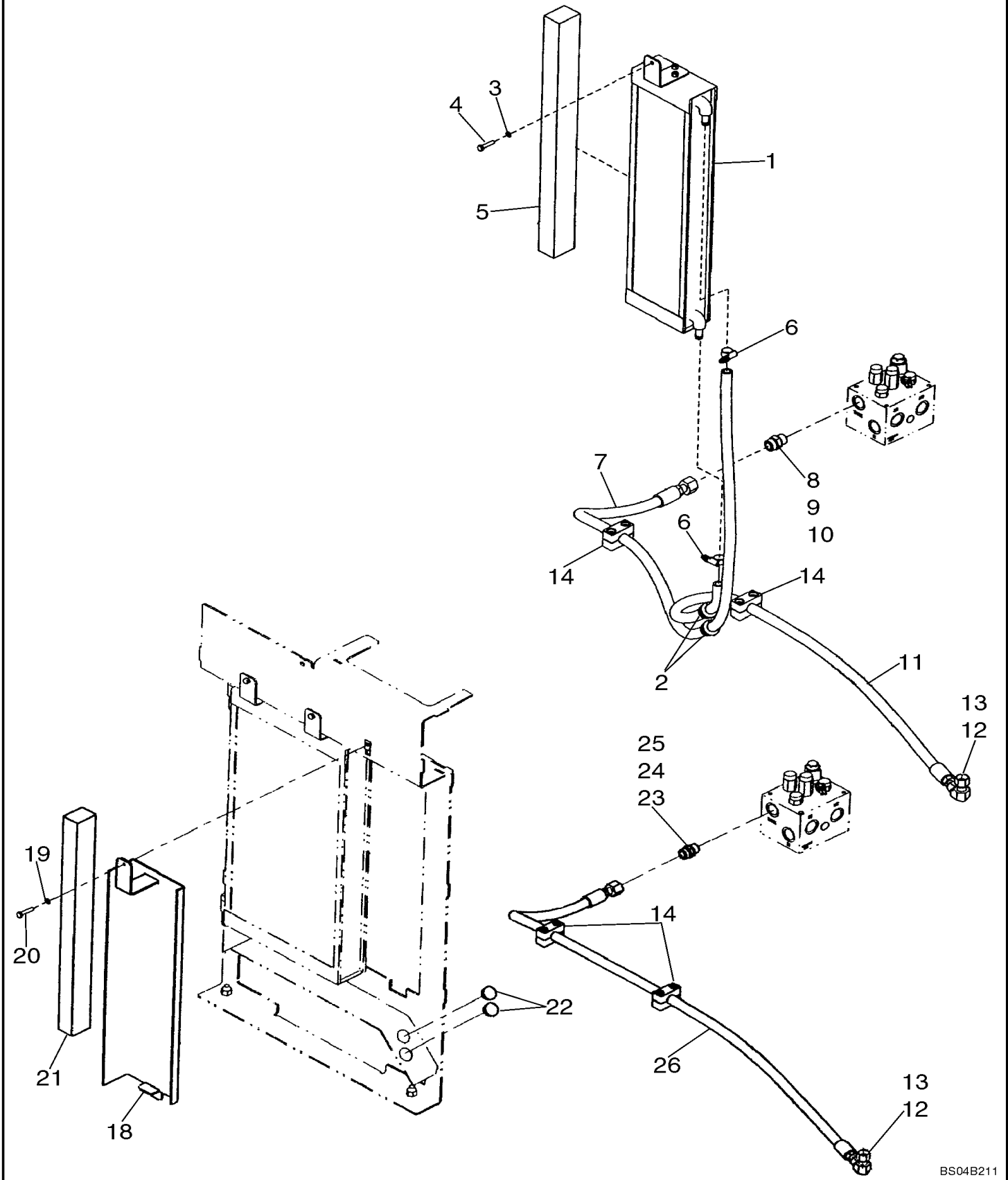
08-18C	VALVE ASSY - JOYSTICK CONTROL
08-18D	VALVE ASSY - JOYSTICK CONTROL
08-19	LOADER CONTROL - JOYSTICK WITH SINGLE LEVER
08-19A	VALVE ASSY - JOYSTICK WITH SINGLE LEVER
08-20	LOADER CONTROL - JOYSTICK WITH DUAL LEVER
08-20A	VALVE ASSY - JOYSTICK WITH DUAL LEVER
08-21	LOADER CONTROL - TWO LEVER
08-21A	VALVE ASSY - TWO LEVER LOADER CONTROL
08-22	LOADER CONTROL - THREE LEVER
08-22A	VALVE ASSY - 3 LEVER LOADER CONTROL
08-23	HYDRAULICS - RIDE CONTROL (IF USED)
08-23A	VALVE ASSY - RIDE CONTROL DIRECTIONAL
08-23B	ACCUMULATOR - RIDE CONTROL IF USED
08-24	HYDRAULICS - RIDE CONTROL - IF USED
08-24A	VALVE ASSY - RIDE CONTROL DIRECTIONAL (RSM-2)
08-24B	ACCUMULATOR - RIDE CONTROL - IF USED
08-24C	HYDRAULIC LINES - NON RIDE CONTROL (Z-BAR)
08-24D	HYDRAULIC LINES - NON RIDE CONTROL (XT)
08-25	HYDRAULICS - DIAGNOSTIC LINES
08-25A	COUPLER SYSTEM - DIAGNOSTIC LINES

HYDRAULICS - RESERVOIR RETURN

REF FN	PART NUMBER	YR/SN	QTY DESCRIPTION
1	REF		1 INSTRUCTION Hydraulic Filter; See Figure 08-02A; If Used
2	8602634		1 MANIFOLD Return
2	87323809		1 MANIFOLD Return; Replaces 8602634
3	238-6016		4 O-RING 0.07" Thk x 0.614" ID, -16, CI 6, 90 Duro Face Seal
4	238-6012		1 O-RING 0.07" Thk x 0.364" ID, -12, CI 6, 90 Duro Face Seal
5	238-6025		2 O-RING 0.07" Thk x 1.176" ID, -25, CI 6, 90 Duro Face Seal
6	238-5222		2 O-RING 0.139" Thk x 1.48" ID, -222, CI 5, 75 Duro
7	8500399		1 FLEXIBLE HOSE 633 mm (25-7/8 in); Steering Return Adapter
8	A12301		2 CLAMP Half
9	700-133		1 HYD CONNECTOR 1-11/16" - 12 Male ORFS x M42 x 2 Male ORB 30mm ORFS x M42 ORB; Incl 9A, 9B
9A	238-6025		1 O-RING 0.07" Thk x 1.176" ID, -25, CI 6, 90 Duro Face Seal
9B	637-64386		1 O-RING 2.9mm Thk x 38.6mm ID, CI 6, 90 Duro Boss Seal
10	8501229		1 HYD TUBE Valve Return; If Used
10	87450466		1 HYD TUBE Valve Return; With 1" Port/Fitting; If Used
11	238-6011		1 O-RING 0.07" Thk x 0.301" ID, -11, CI 6, 90 Duro Face Seal
12	8500235		1 FLEXIBLE HOSE 31.75mm ID x 1103mm L, SAE 100R1 1103 mm (43-7/16 in); Articulation Return
13	701-123		1 UNION 1" - 14 Male ORFS x 1" - 14 Male ORFS Incl 13A
13A	238-6016		1 O-RING 0.07" Thk x 0.614" ID, -16, CI 6, 90 Duro Face Seal

721D-CASE WHEEL LOADER (NORTH AMERICA)

HYDRAULICS - OIL COOLER AND LINES



HYDRAULICS - PUMP MOUNTING

REF FN	PART NUMBER	YR/SN	QTY DESCRIPTION
1	8500387		1 HYDRAULIC PUMP See Figure 08-08A
2	700-303		2 ELBOW 90 Degree Elbow, 9/16" - 18 Male ORFS x M12 x 1.5 Male ORB Adj; Incl. 3, 4
3	238-6011		1 O-RING 0.07" Thk x 0.301" ID, -11, CI 6, 90 Duro Face Seal
4	637-63093		1 O-RING 2.2mm Thk x 9.3mm ID, CI 6, 90 Duro Boss End
5	896-11012		4 WASHER 13.5mm ID x 24mm OD x 3mm Thk
6	892-11012		4 LOCK WASHER M12
7	627-12040		4 BOLT Hex, M12 x 1.75 x 40mm, CI 10.9, Full Thd
8	700-378		1 ELBOW 90 Degree Elbow, 9/16" - 18 Male ORFS x M14 x 1.5 Male ORB 90 deg adj; 8mm; Incl. 9, 10
9	238-6011		1 O-RING 0.07" Thk x 0.301" ID, -11, CI 6, 90 Duro Face Seal
10	637-63113		1 O-RING 2.2mm Thk x 11.3mm ID, CI 6 Boss End
11	8500320		1 FLEXIBLE HOSE 2527mm (99 1/2 in); Articulation Load Sense

721D-CASE WHEEL LOADER (NORTH AMERICA)

CLICK HERE TO **DOWNLOAD** THE COMPLETE MANUAL

- Thank you very much for reading the preview of the manual.
- You can download the complete manual from: www.heydownloads.com by clicking the link below



- Please note: If there is no response to CLICKING the link, please download this PDF first and then click on it.

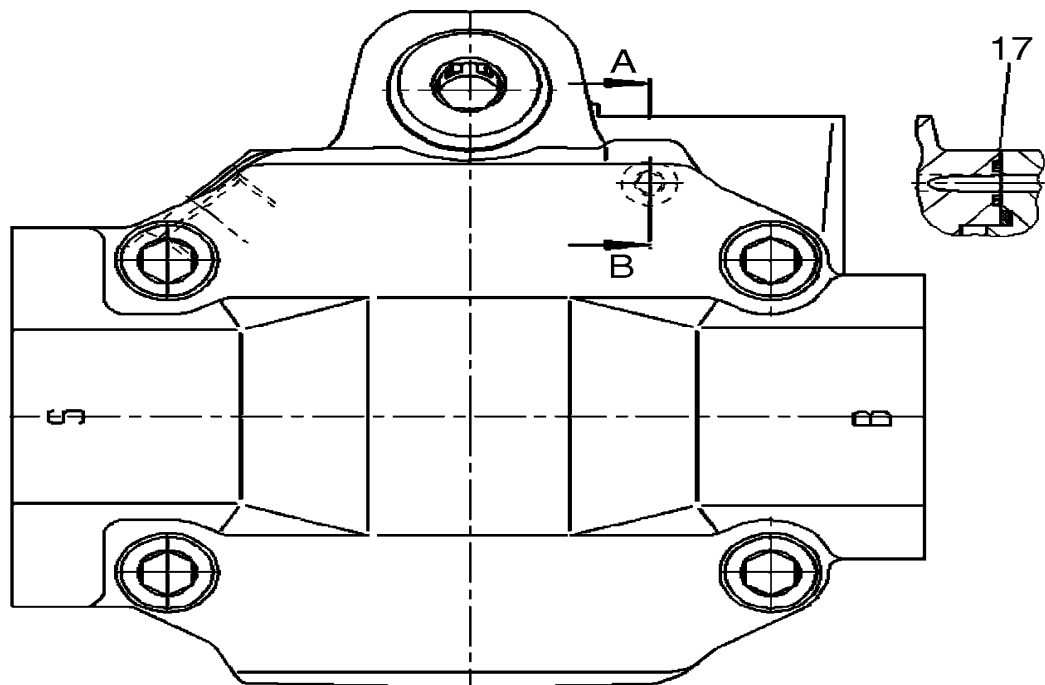
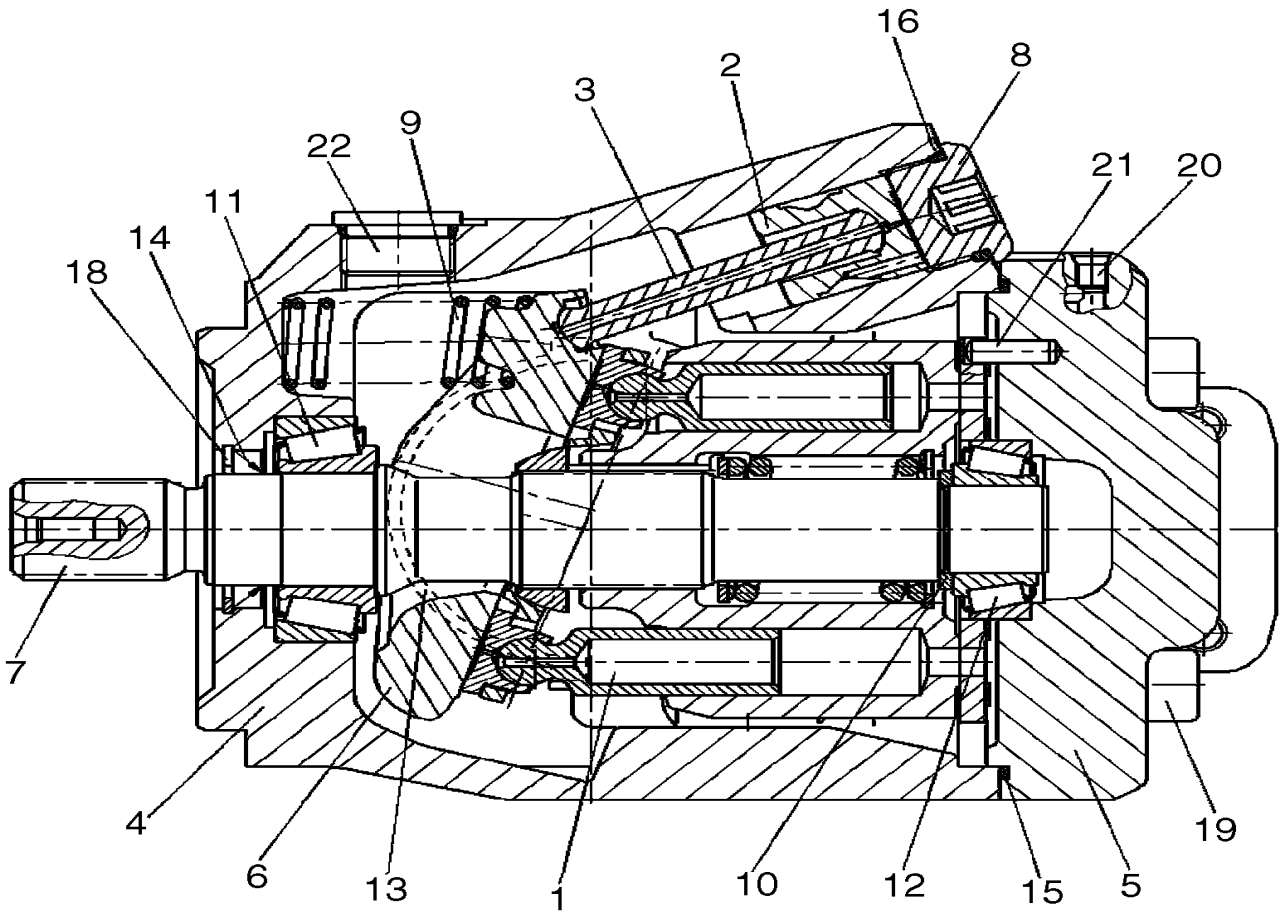
CLICK HERE TO **DOWNLOAD** THE COMPLETE MANUAL

08-08E

p1

3/2020

PUMP ASSY



08-09

p3

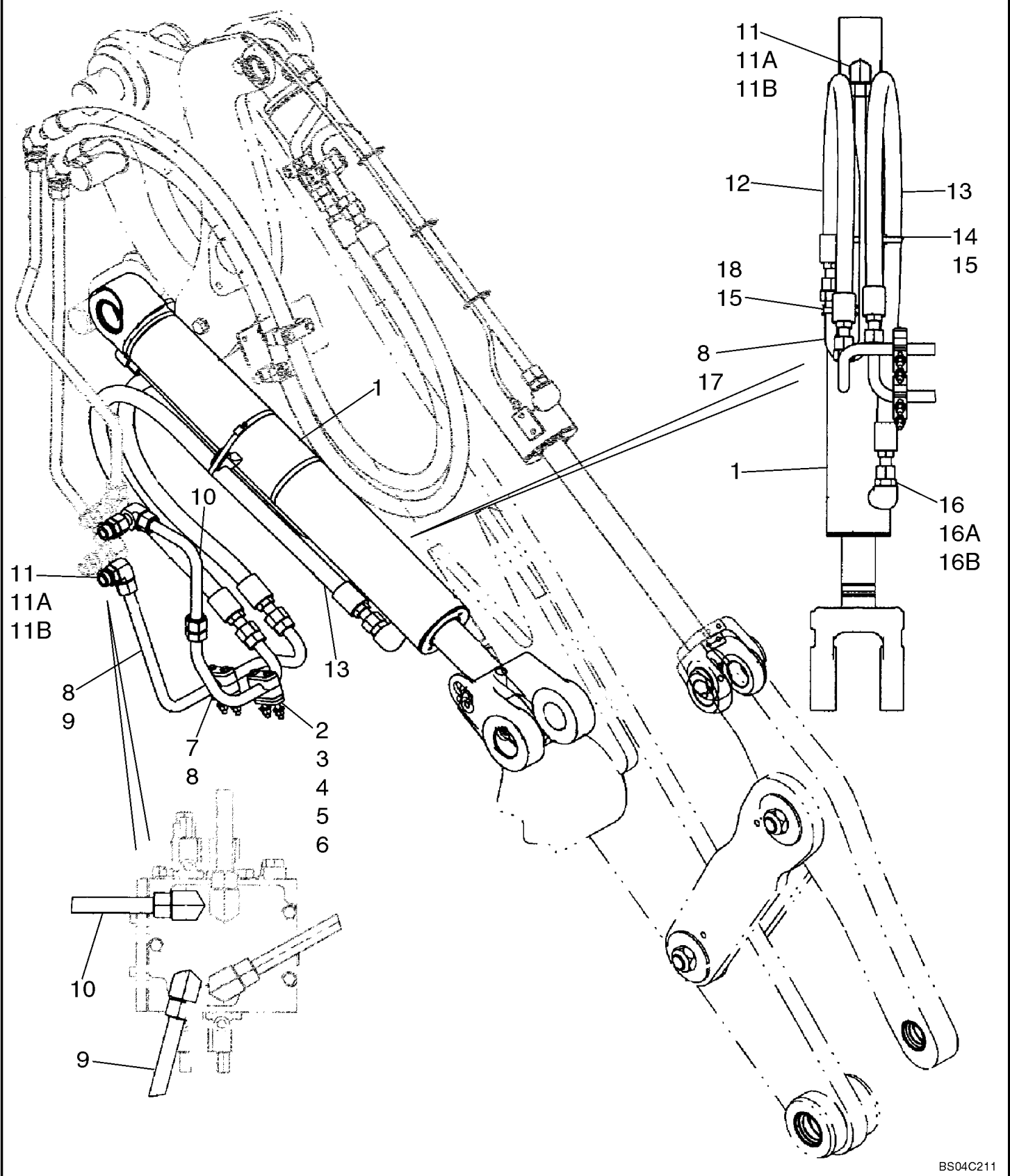
3/2020

HYDRAULICS - FAN DRIVE

REF FN	PART NUMBER	YR/SN	QTY DESCRIPTION
39	701-342		1 ELBOW 90 Degree Elbow, 1-3/16" - 12 Male ORFS x 1-3/16" - 12 Female ORFS 90 deg Swivel O-Ring Face Seal 20MM; Incl. 38
40	87700025		1 FAN 8 Blades, 812.8mm OD

721D-CASE WHEEL LOADER (NORTH AMERICA)

HYDRAULICS - LOADER LIFT (XT) LEFT SIDE COMPONENTS

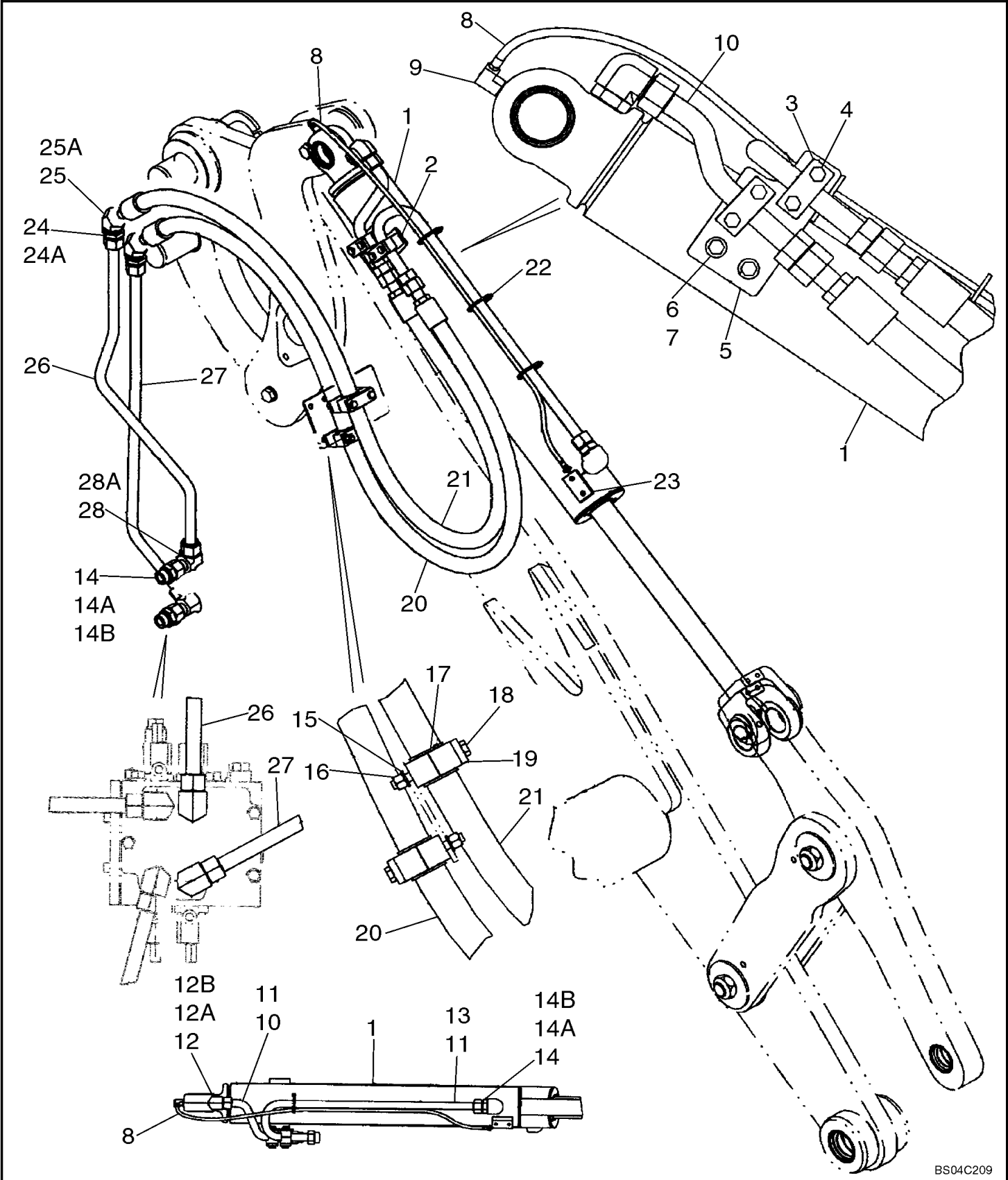


CYLINDER ASSY - LOADER LIFT (Z-BAR & XT)

REF FN	PART NUMBER	YR/SN	QTY DESCRIPTION
8605262			1 SEAL KIT Incl. 3, 6 - 11, 16 - 18; Also Includes 447763A1 Expandable Seal For Service Replacement For Ref 16 Seal

721D-CASE WHEEL LOADER (NORTH AMERICA)

HYDRAULICS - LOADER BUCKET (XT) LEFT SIDE COMPONENTS

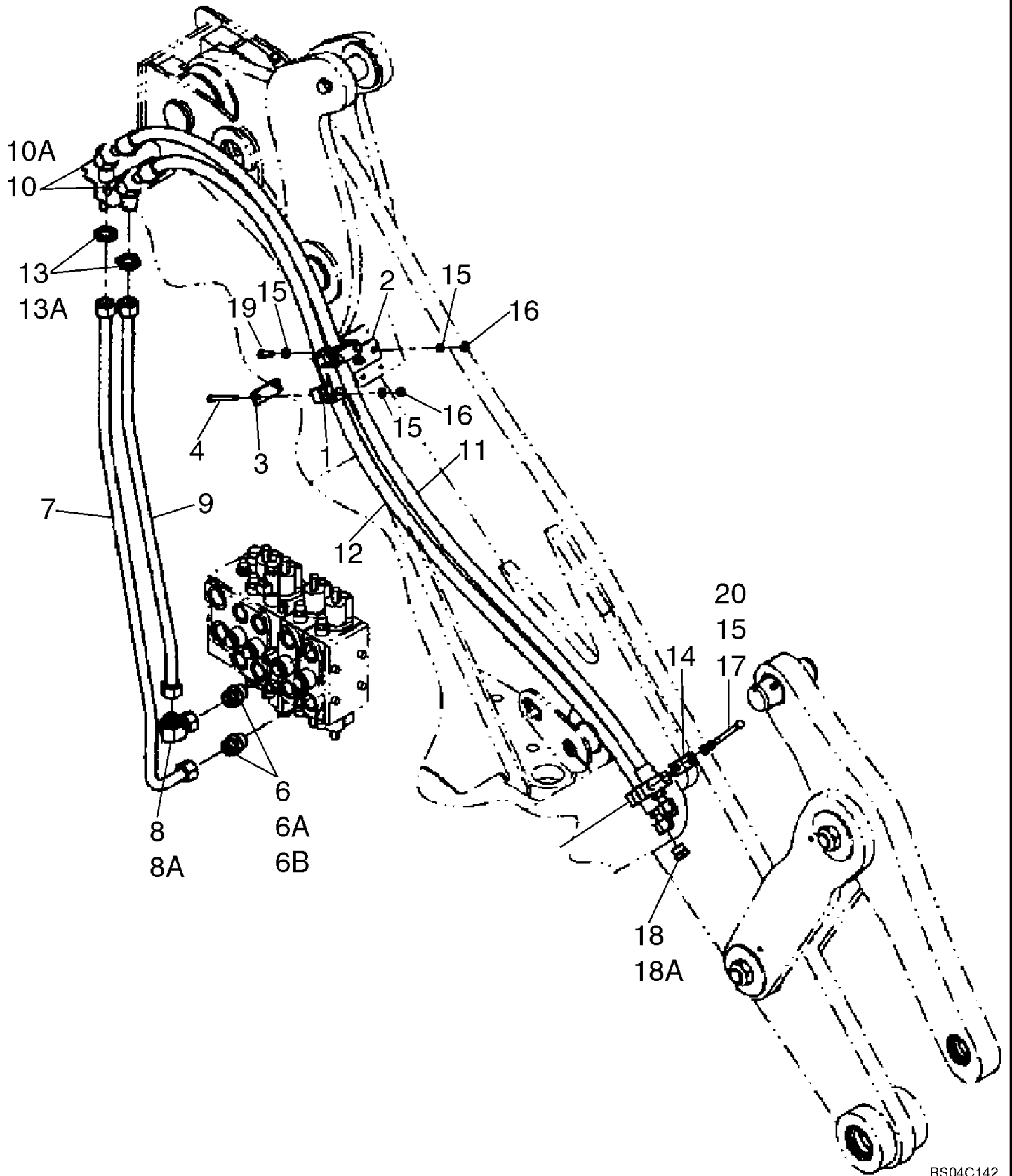


CYLINDER ASSY - LOADER BUCKET (Z-BAR LOADER)

REF FN	PART NUMBER	YR/SN	QTY DESCRIPTION
	REF		INSTRUCTION Z-BAR LOADER
	87441197		1 BUCKET CYLINDER 145.9 ID x 629.4 mm strk; Bucket; Incl. 1 - 22
	87318786R		1 REMAN-HYD CYLINDER Double Acting, 76.2mm Rod, 629.4mm Stroke 721D (1/03-), Reman for New P/N 87441197
	87318786C		CORE-HYD CYLINDER Double Acting, 76.2mm Rod, 629.4mm Stroke Return Number
1	87432278		1 BARREL Incl. 2
2	87625612		2 BUSHING 82.86mm ID x 98.53mm OD x 36mm L Large; Replaces 446330A1
3	86642312		1 SELF-TAP SCREW Hex, #8 - 32 x 3/8"
	446335A1		1 GLAND Cylinder; Order Components; Incl. 4 - 11
4	446336A1		1 GLAND Cylinder
5	D95148		1 SEAL
	1542881C1		1 SEAL KIT Incl. 6, 7
6	NSS		1 NOT SOLD SEPARAT Seal, Rod
7	NSS		1 NOT SOLD SEPARAT Seal, Buffer Seal
8	336042A1		1 BUSHING
9	238-5254		1 O-RING 0.139" Thk x 5.484" ID, -254, CI 5, 75 Duro
10	446179A1		1 SEALING RING 135.99mm ID x 141.93mm OD x 1.4mm Thk
11	238-5253		1 O-RING 0.139" Thk x 5.359" ID, -253, CI 5, 75 Duro
12	87432290		1 PISTON ROD 76.18mm OD x 977.5mm L 76.2 mm dia; Incl. 13
13	87625612		2 BUSHING 82.86mm ID x 98.53mm OD x 36mm L Large; Replaces 446330A1
14	365523A1		4 WIPER SEAL
	87432305		1 PISTON Incl. 15 - 20
15	NSS		1 NOT SOLD SEPARAT Piston

721D-CASE WHEEL LOADER (NORTH AMERICA)

HYDRAULICS - LOADER AUXILIARY

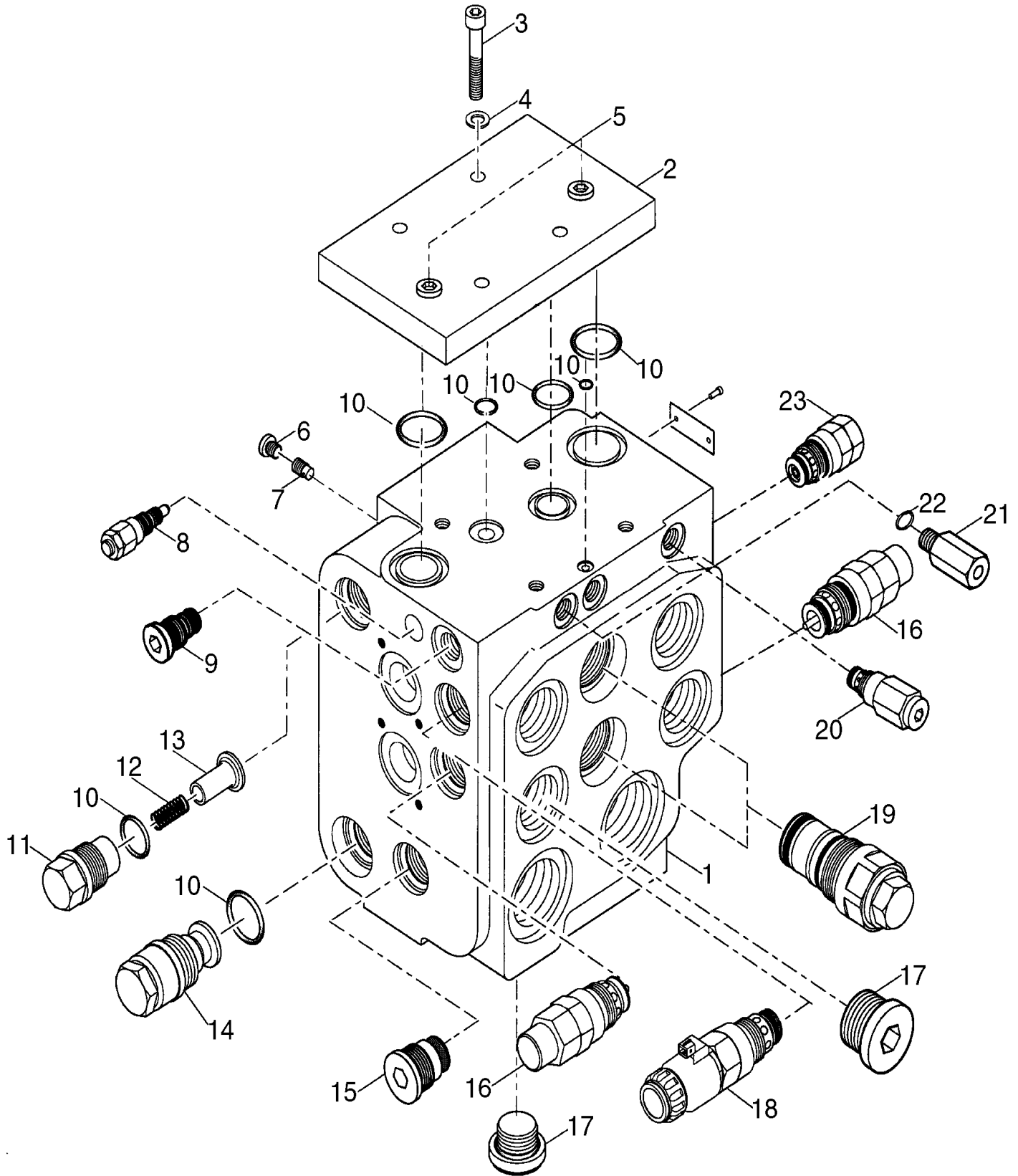


HYDRAULICS - COUPLER (Z-BAR LOADER)

REF FN	PART NUMBER	YR/SN	QTY DESCRIPTION
1	379374A1		6 BLOCK Mounting
2	8500731		2 HYDRAULIC HOSE 2765 mm (108-7/8 in); Coupler
5	367658A1		5 PLATE
6	827-10100		2 BOLT Hex, M10 x 1.5 x 100mm, CI 10.9 Two Spool
7	827-10080		4 BOLT Hex, M10 x 1.5 x 80mm, CI 10.9 Two Spool
8	827-10060		4 BOLT Hex, M10 x 1.5 x 60mm, CI 10.9 Two Spool
9	895-11010		6 WASHER 11mm ID x 20mm OD x 2mm Thk
10	832-10410		4 NUT M10 x 1.5, CI 8
11	627-10025		2 BOLT Hex, M10 x 1.5 x 25mm, CI 10.9, Full Thd
12	396918A1		1 BRACKET

721D-CASE WHEEL LOADER (NORTH AMERICA)

VALVE ASSY - LOADER CONTROL, TWO SPOOL (Z-BAR) - IF USED

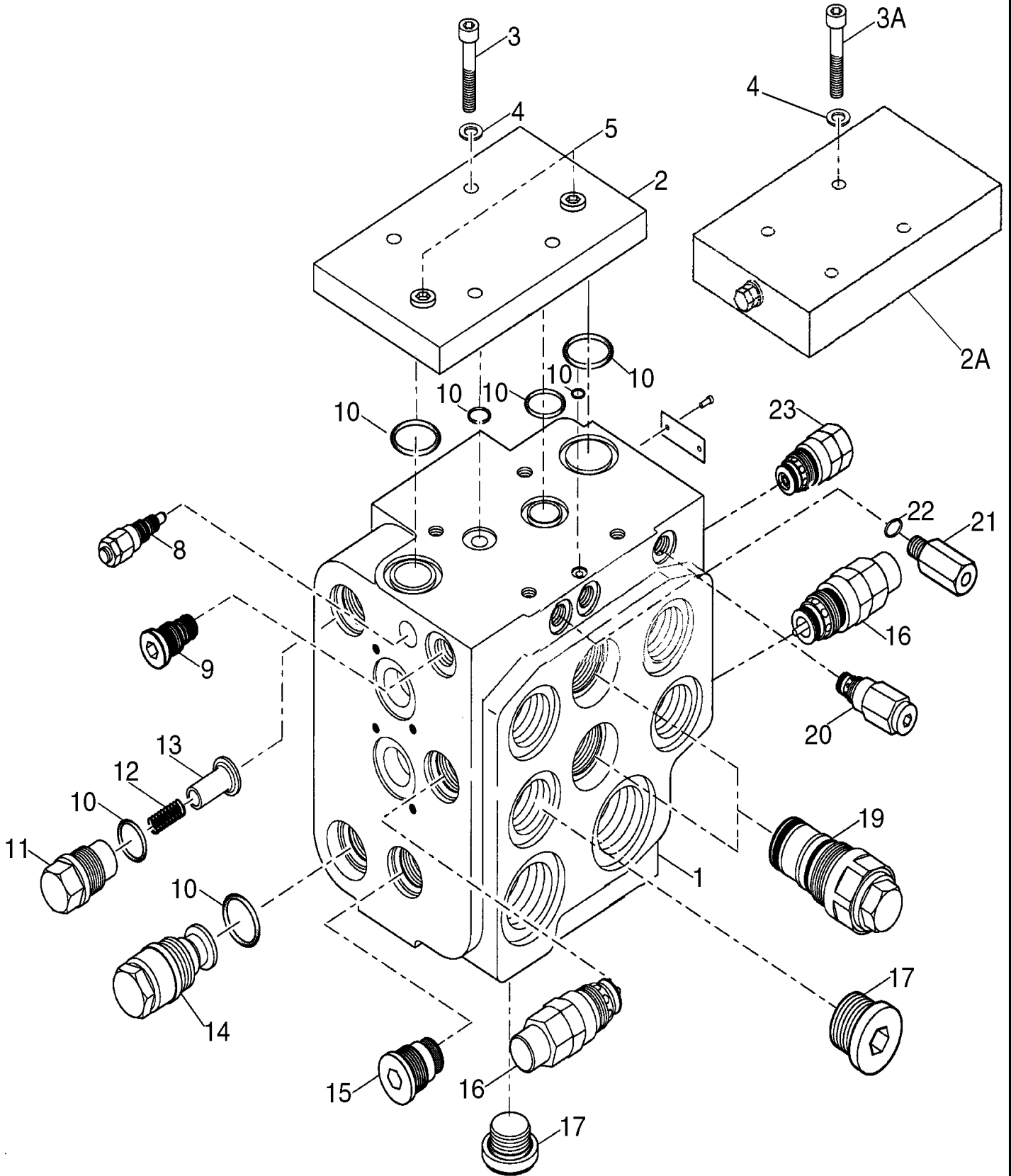


VALVE ASSY - LOADER CONTROL, TWO SPOOL (Z-BAR) - IF USED

REF FN	PART NUMBER	YR/SN	QTY DESCRIPTION
21	8602899		1 HYDRAULIC VALVE Component Parts Not Serviced Separately
22	8604973		1 O-RING 15.60 x 1.78
23	8602904		1 PILOT VALVE Anti-Cavitation; Includes Spool Seal, (3) O-Rings, (1) Thrust Ring and Seal Kit; Component Parts Not Serviced Separately; For Service Of External Seals, Order 8604938 Seal Kit, Ref 23A; Incl. 23A
23A	8604938		1 SEAL KIT Not Illustrated

721D-CASE WHEEL LOADER (NORTH AMERICA)

VALVE ASSY - LOADER CONTROL, TWO SPOOL (XT) - IF USED

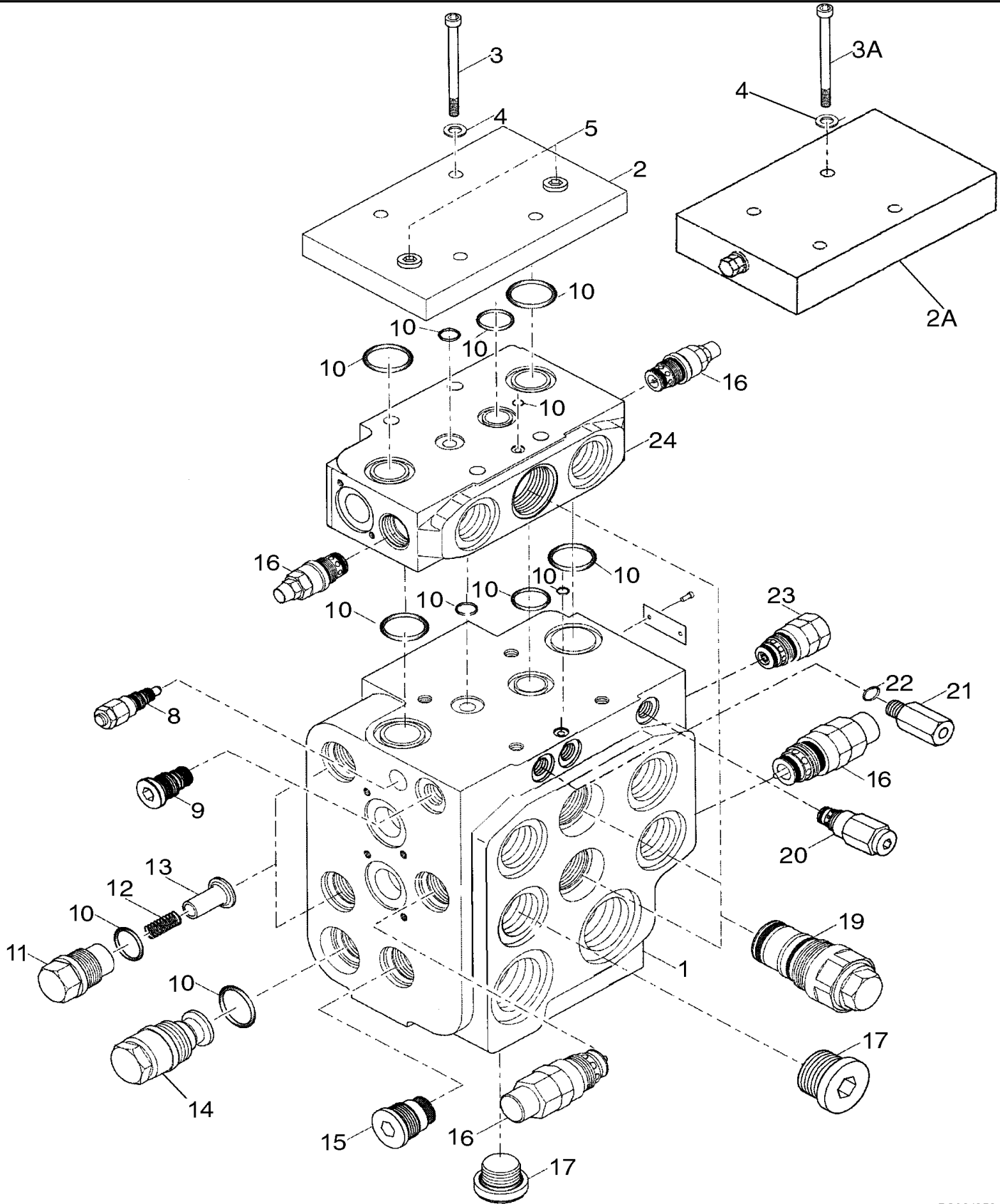


VALVE ASSY - LOADER CONTROL, THREE SPOOL (Z-BAR) - IF USED

REF FN	PART NUMBER	YR/SN	QTY DESCRIPTION
	87440134		1 HYDRAULIC VALVE Incl. 1 - 24; Includes Spool Assembly On Figure 08-16B; Replaces 8500494 Valve; If Used
1	NSS		1 NOT SOLD SEPARAT Housing
2	8602896		1 COVER
3	8602928		4 HEX SOC SCREW M10 x 110mm, CI 10.9 Hex Socket; M10 x 110; 10.9
4	8602897		4 WASHER 10.5
5	8602898		2 LOCK SCREW M14 x 1.5
6	8602923		1 SCREW Lock, M18 x 1.5 M18 x 1.5; Locking
7	8602922		1 CONE
8	8602925		1 VALVE PRESSURE RELIE Includes (3) O-Rings, (4) Thrust Rings and Seal Kit; Component Parts Not Serviced Separately; For Service Of External Seals, Order 8604941 Seal Kit, Ref 8A; Incl. 8A
8A	8604941		1 SEAL KIT Not Illustrated
9	8602915		1 HYDRAULIC VALVE Flow Limiting; Includes (2) O-Rings, (2) Thrust Rings and Seal Kit; Component Parts Not Serviced Separately; For Service Of External Seals, Order 8604942 Seal Kit, Ref 9A; Incl. 9A
9A	8604942		1 SEAL KIT Not Illustrated
10	8604934		1 SEAL KIT Load Sensing Control Block; Includes (29) O-Rings, Which Are Not Serviced Separately; Replaces Seal Kit 8602927
11	8602919		2 SCREW Lock, M28 x 1 x 49mm Locking; M28 x 1 x 49
12	8602921		2 SPRING Compression
13	8602920		2 CONE

721D-CASE WHEEL LOADER (NORTH AMERICA)

VALVE ASSY - LOADER CONTROL, THREE SPOOL (Z-BAR) - IF USED

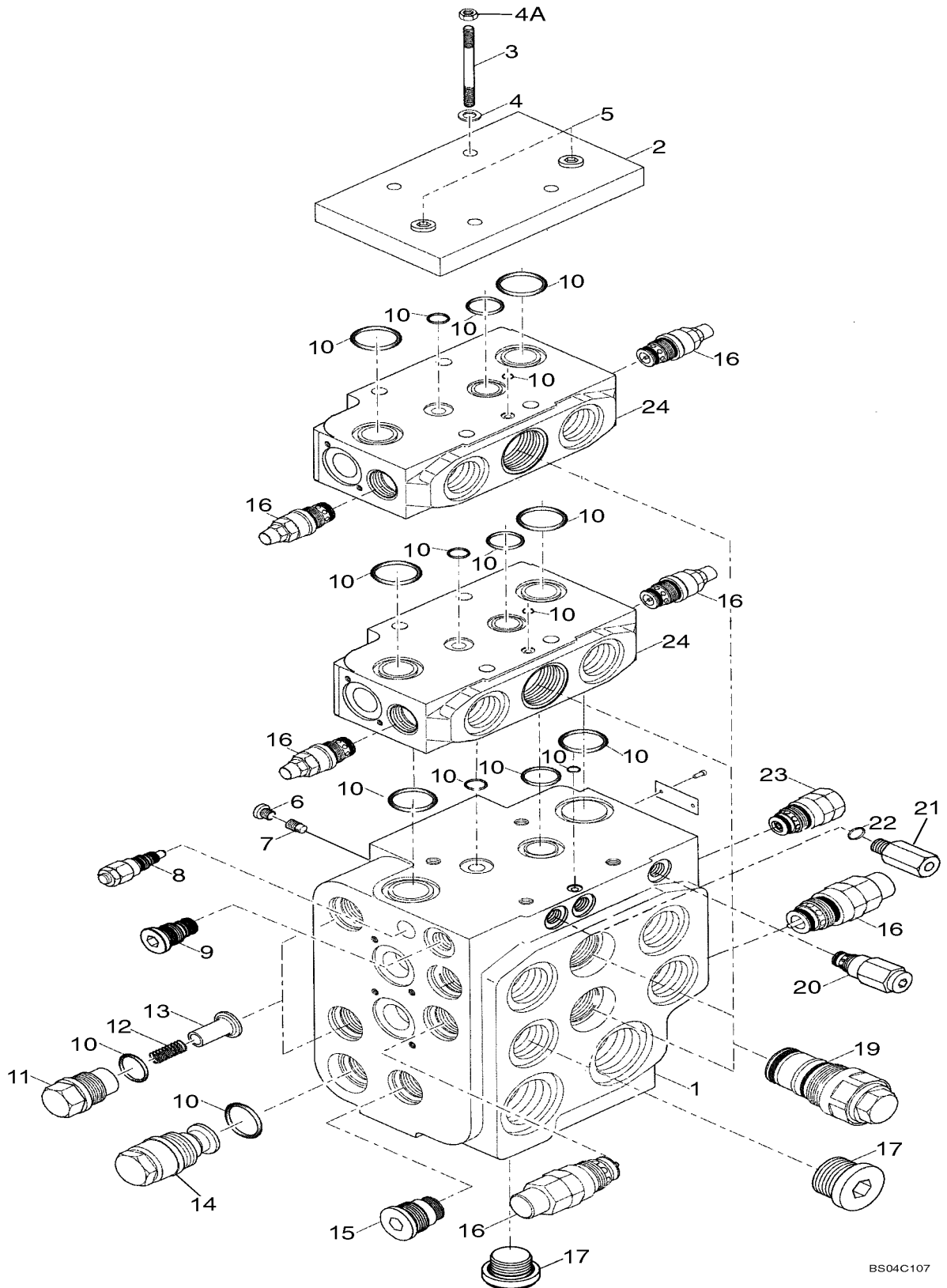


VALVE SECTION - BUCKET/BOOM/OPTIONAL SPOOLS (3 SPOOL VALVE) (XT) - IF USED

REF FN	PART NUMBER	YR/SN	QTY DESCRIPTION
	87450854		1 HYDRAULIC VALVE Incl. 1-24; Includes Spool Assembly On Figure 08-16F, Replaces 8500497; If Used
1	8602890		5 COVER Component Parts Not Serviced Separately
2	8604934		1 SEAL KIT Load Sensing Control Block; Includes (29) O-Rings, Which Are Not Serviced Separately
3	962-6016		10 HEX SOC SCREW M6 x 16mm, CI 10.9
4	8602924		5 CARTRIDGE M12 x 1.5
5	8602917		6 SPRING
6	8602918		7 RETAINER Spring
7	8602894		1 SPOOL
8	8602895		1 SPOOL Used with Ref 9
8A	8602933		1 SPOOL
9	8602891		1 COVER Component Parts Not Serviced Separately
10	8604972		1 O-RING
11	8602892		2 HEX SOC SCREW M6 x 105mm Hex Socket

721D-CASE WHEEL LOADER (NORTH AMERICA)

VALVE ASSY - LOADER CONTROL, FOUR SPOOL (Z-BAR LOADER) - IF USED

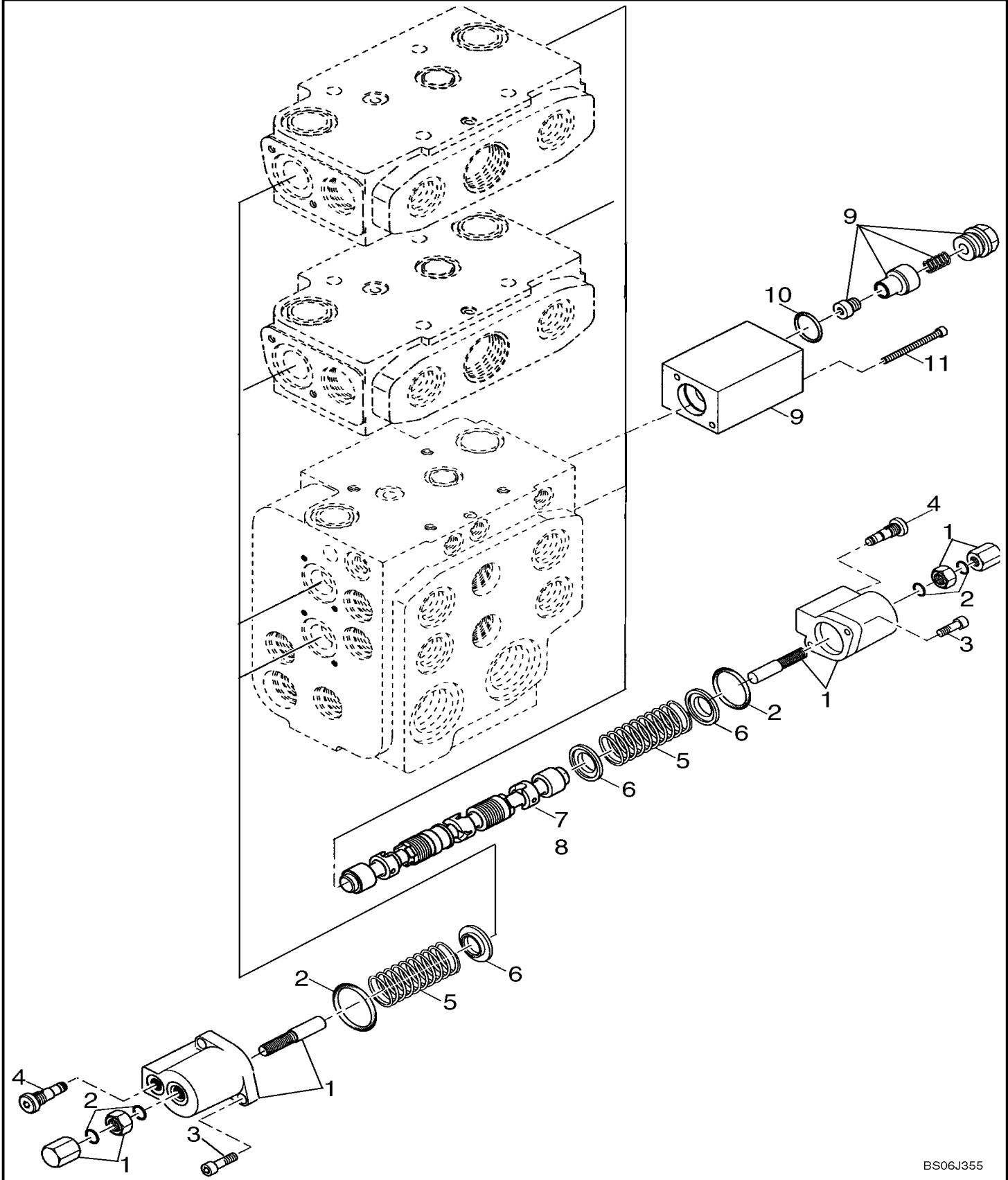


VALVE ASSY - LOADER CONTROL, FOUR SPOOL (Z-BAR LOADER) - IF USED

REF FN	PART NUMBER	YR/SN	QTY DESCRIPTION
10	8604934		1 SEAL KIT Load Sensing Control Block; Includes (29) O-Rings, Which Are Not Serviced Separately
11	8602919		2 SCREW Lock, M28 x 1 x 49mm Locking; M28 x 1 x 49
12	8602921		2 SPRING Compression
13	8602920		2 CONE
14	8602912		1 HYDRAULIC VALVE Component Parts Not Serviced Separately
15	8602902		1 LOCK SCREW Includes (2) O-Rings, (1) Thrust Ring and Seal Kit; Component Parts Not Serviced Separately; For Service Of External Seals, Order 8604937 Seal Kit, Ref 15A; Incl. 15A
15A	8604937		1 SEAL KIT Not Illustrated
16	8602906		6 HYDRAULIC VALVE Combined Relief and Anti-Cavitation; Includes Spool Seal, (3) O-Rings, (2) Thrust Rings, Nut And Seal Kit; Component Parts Not Serviced Separately; For Service Of External Seals, Order 8604939 Seal Kit, Ref 16A; Incl. 16A
16A	8604939		1 SEAL KIT Not Illustrated
17	8602893		2 SCREW M33 x 2mm M33 x 2; Locking
19	8602900		4 PILOT VALVE Anti-Cavitation; Includes (4) O-Rings, (4) Thrust Rings And Seal Kit; Component Parts Not Serviced Separately; For Service Of External Seals, Order 8604935 Seal Kit, Ref 19A; Incl. 19A
19A	8604935		1 SEAL KIT Not Illustrated

721D-CASE WHEEL LOADER (NORTH AMERICA)

VALVE SECTION - BUCKET/BOOM/OPTIONAL SPOOLS (4 SPOOL VALVE) (XT) - IF USED

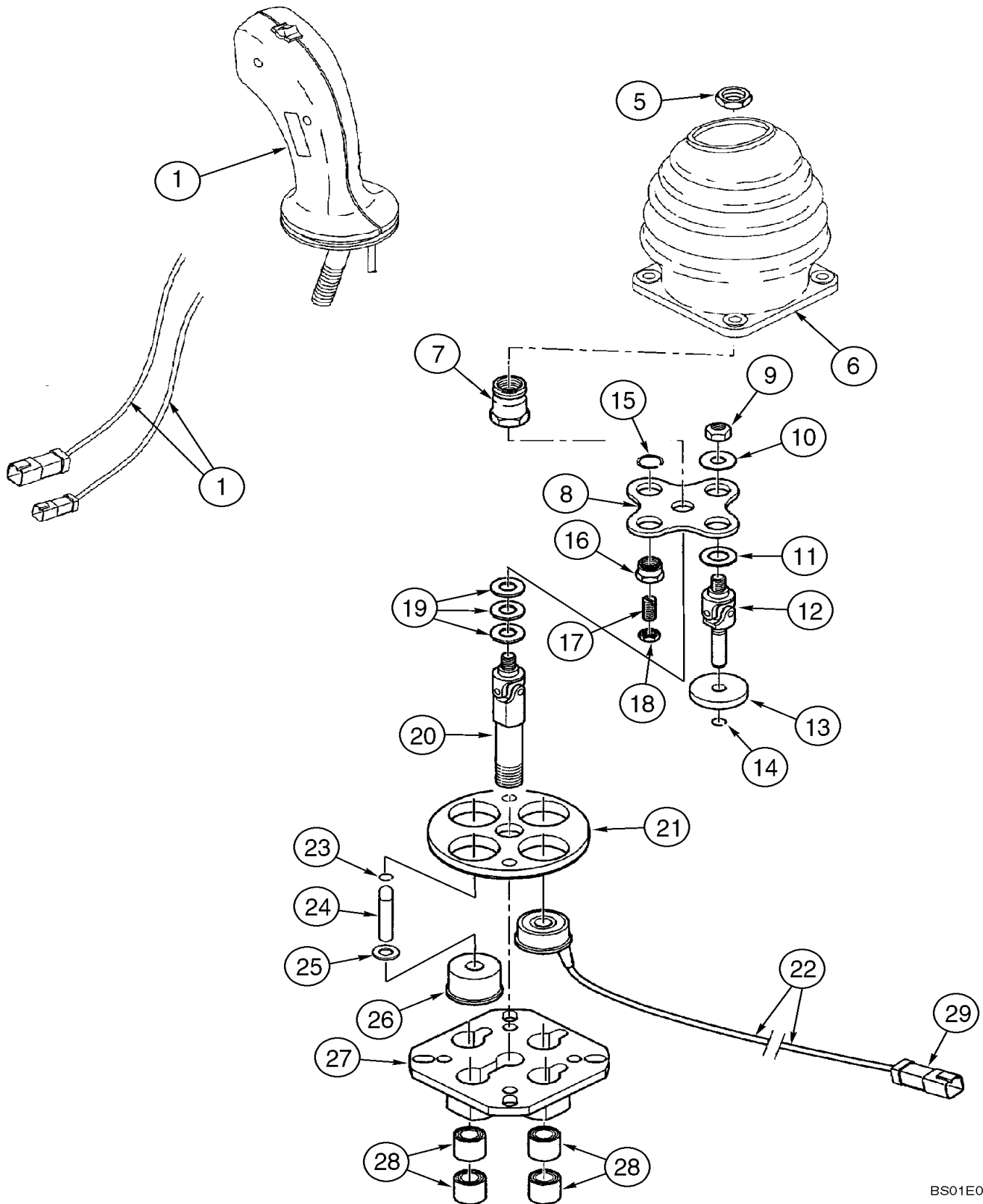


HYDRAULICS - LOADER CONTROL, REMOTE

REF FN	PART NUMBER	YR/SN	QTY DESCRIPTION
	REF		INSTRUCTION HOSE GROMMET TO TWO SPOOL VALVE
1	701-422		2 TEE 11/16" - 16 Male ORFS x 11/16" - 16 Male ORFS x 11/16" - 16 Female ORFS Incl. 2
2	238-6012		2 O-RING 0.07" Thk x 0.364" ID, -12, CI 6, 90 Duro Face Seal
3	201-145		1 REDUCER 9/16"-18 Male x 11/16"-16 Fem, ORFS Incl. 4, 5
4	238-6011		1 O-RING 0.07" Thk x 0.301" ID, -11, CI 6, 90 Duro Face Seal
5	238-6012		1 O-RING 0.07" Thk x 0.364" ID, -12, CI 6, 90 Duro Face Seal
6	232388A1		2 GROMMET
7	8500405		1 FLEXIBLE HOSE 1346 mm (53 in); Hydraulic Tank
8	700-101		8 HYD CONNECTOR 11/16" - 16 Male ORFS x M14 x 1.5 Male ORB Incl. 9, 10
9	238-6012		1 O-RING 0.07" Thk x 0.364" ID, -12, CI 6, 90 Duro Face Seal
10	637-63113		1 O-RING 2.2mm Thk x 11.3mm ID, CI 6
11	8500404		1 FLEXIBLE HOSE 2696 mm (106-1/8 in); Pressure
12	8501260		1 FLEXIBLE HOSE 2551 mm (100-7/16 in); Pilot Raise
13	8604858		1 FLEXIBLE HOSE 2641 mm; Pilot Lower
14	8501262		1 FLEXIBLE HOSE 2409 mm (94-7/8 in); Pilot Rollback
15	8501263		1 FLEXIBLE HOSE 2470 mm (97-1/4 in); Pilot Dump
16	8501271		1 HOSE PROTECTION 80.00 mm ID x 1500.00 mm
17	515-23175		1 CLAMP 11/16", Insul, 3/8" Bolt
18	832-10410		1 NUT M10 x 1.5, CI 8

721D-CASE WHEEL LOADER (NORTH AMERICA)

VALVE ASSY - JOYSTICK CONTROL

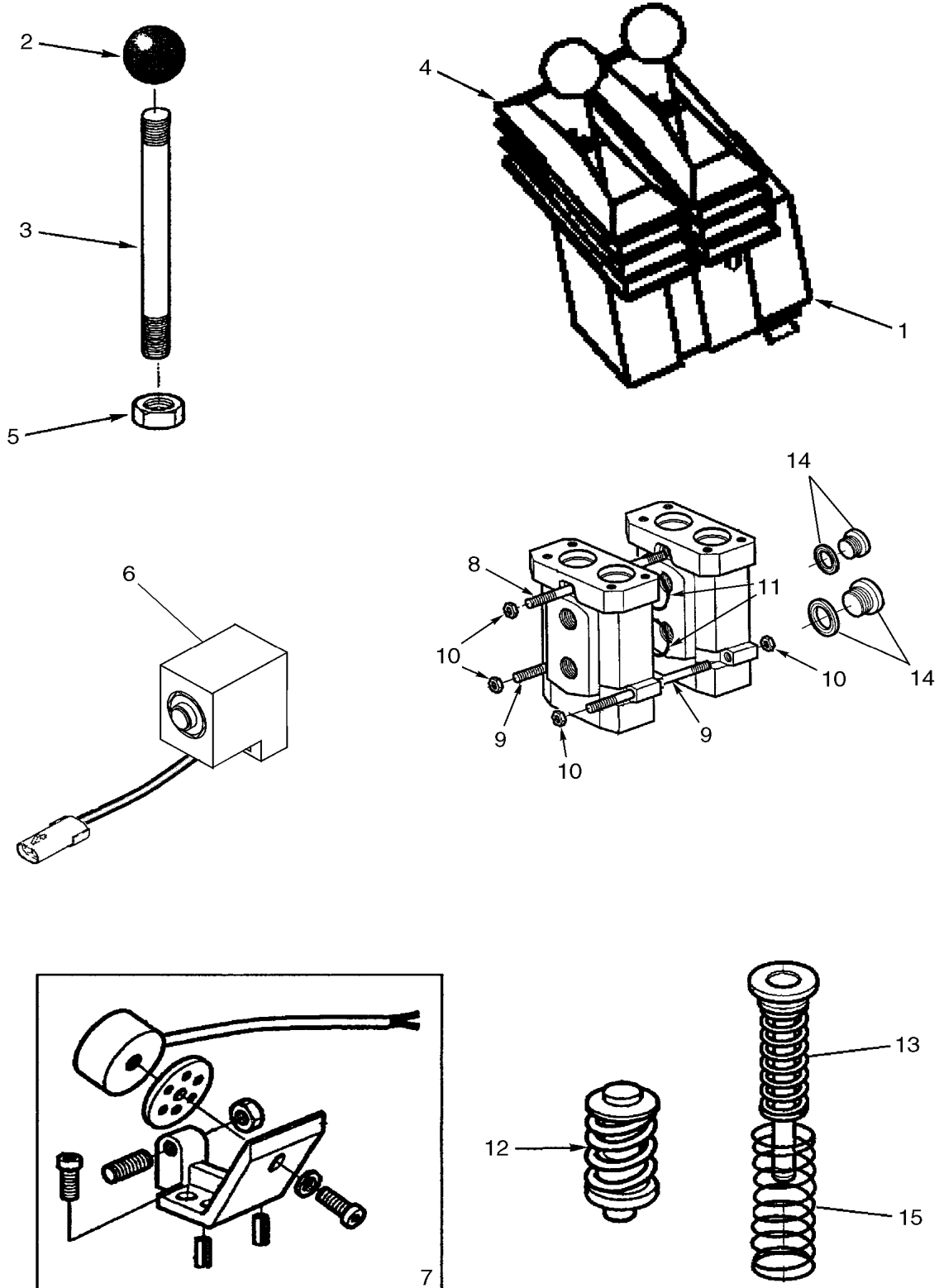


VALVE ASSY - JOYSTICK WITH SINGLE LEVER

REF FN	PART NUMBER	YR/SN	QTY DESCRIPTION
24	NSS		2 NOT SOLD SEPARAT O-Ring; 1.5 x 17.5; Order 8604876, Ref. 25
25	8604876		1 SEAL KIT Not Illustrated

721D-CASE WHEEL LOADER (NORTH AMERICA)

VALVE ASSY - TWO LEVER LOADER CONTROL

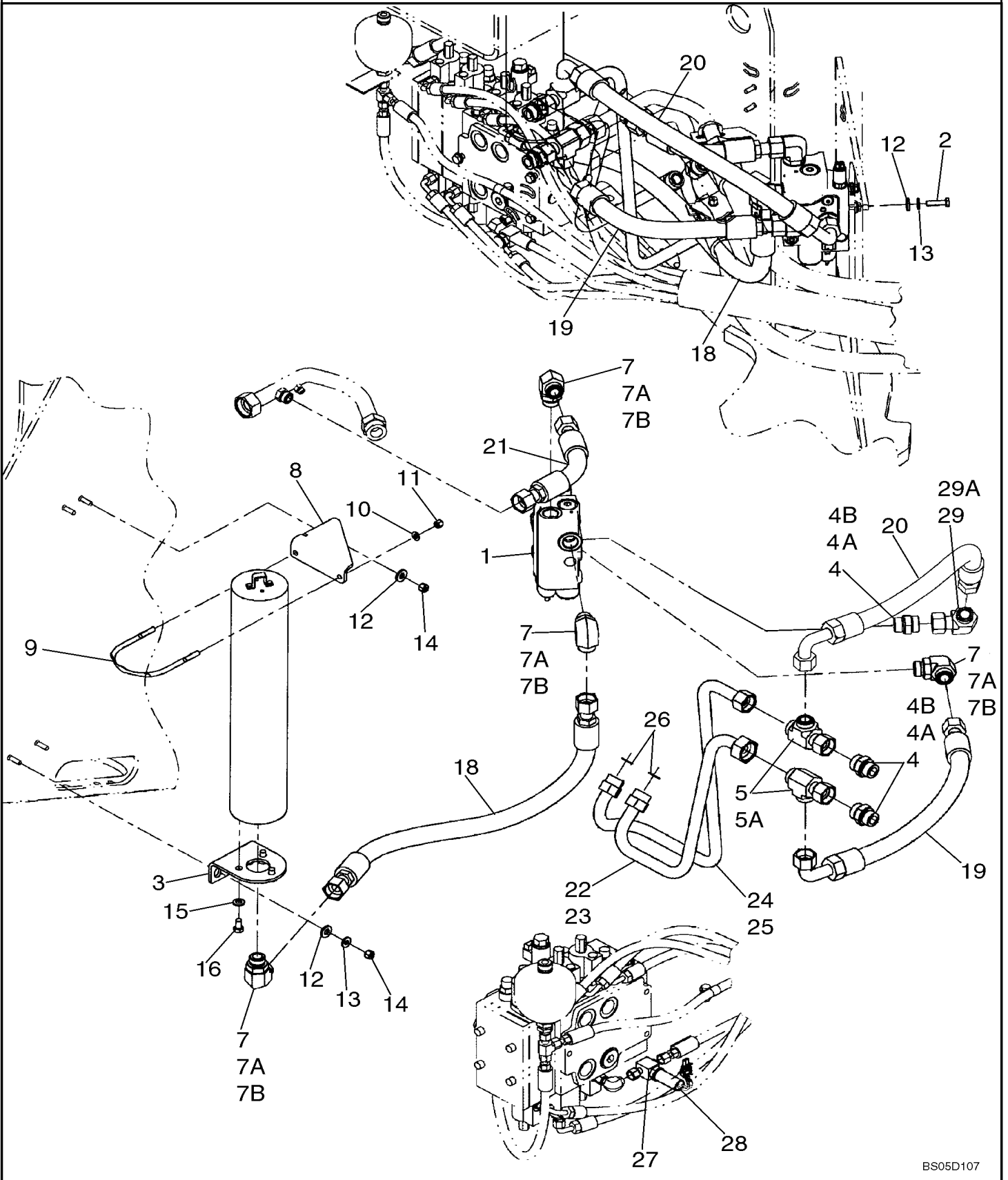


HYDRAULICS - RIDE CONTROL (IF USED)

REF FN	PART NUMBER	YR/SN	QTY DESCRIPTION
	REF		INSTRUCTION DIRECTIONAL VALVE TO LOADER VALVE
1	390203A1		1 VALVE, CONTROL Directional Control; See Figure 08-36
2	700-153		1 HYD CONNECTOR 9/16" - 18 Male ORFS x M14 x 1.5 Male ORB M14 ORB x 8mm ORFS; Incl. 3, 4
3	238-6011		1 O-RING 0.07" Thk x 0.301" ID, -11, CI 6, 90 Duro Face Seal
4	637-63113		1 O-RING 2.2mm Thk x 11.3mm ID, CI 6
5	8602697		1 FLEXIBLE HOSE 1216 mm (47-7/8 in); Manual Valve
6	397939A1		1 BLEEDER VALVE Incl. 7
7	238-6011		2 O-RING 0.07" Thk x 0.301" ID, -11, CI 6, 90 Duro Face Seal
8	221576A1		1 PLUG Hex Soc, M14 x 1.5, ORB
9	8602567		1 FLEXIBLE HOSE 631 mm (24-7/8 in); lg; Bleed Valve Tank
10	87400231		1 ACCUMULATOR Ride Control; Replaced by 8605667
10	8605667		1 ACCUMULATOR Ride Control; Replaces 87400231
11	8602716		1 BRACKET Ride Control; CNH CE Gray
12	701-421		1 TEE 9/16" - 18 Male ORFS x 9/16" - 18 Male ORFS x 9/16" - 18 Female ORFS Incl. 13
13	238-6011		2 O-RING 0.07" Thk x 0.301" ID, -11, CI 6, 90 Duro Face Seal
14	495-11041		2 WASHER 0.406" ID x 0.812" OD x 0.065" W
15	896-12012		7 WASHER 13.5mm ID x 24mm OD x 3mm Thk
16	700-164		1 HYD CONNECTOR 1-3/16" - 12 Male ORFS x M33 x 2 Male ORB 20 mm ORFS x 33 M ORB; Incl. 17, 18

721D-CASE WHEEL LOADER (NORTH AMERICA)

HYDRAULICS - RIDE CONTROL - IF USED



08-24D

p1

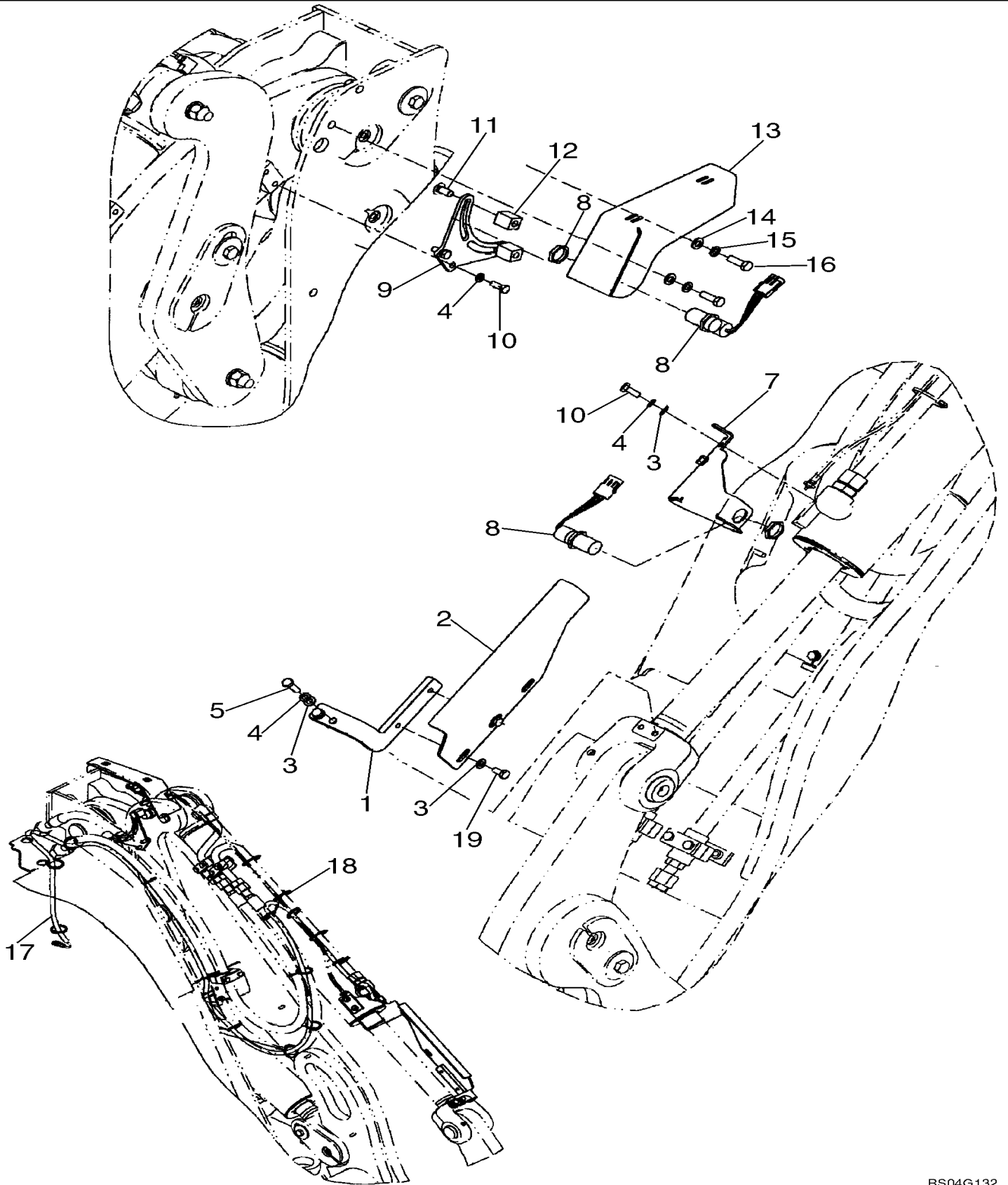
3/2020

HYDRAULIC LINES - NON RIDE CONTROL (XT)

REF FN	PART NUMBER	YR/SN	QTY DESCRIPTION
1	700-105		4 HYD CONNECTOR 1-7/16" - 12 Male ORFS x M33 x 2 Male ORB Incl. 1A, 1B
1A	238-6021		1 O-RING 15/16 X 1 - 1/16, CI 6 Face Seal
1B	637-64296		1 O-RING 2.9mm Thk x 29.6mm ID, CI 6, 90 Duro Boss Seal
2	87440463		1 HYD TUBE 25 mm OD Right Lift Base
3	701-901		1 CAP 1-7/16" - 12 Incl. 3A
3A	238-6021		1 O-RING 15/16 X 1 - 1/16, CI 6 Face Seal
4	238-6021		2 O-RING 15/16 X 1 - 1/16, CI 6 Face Seal
5	87439733		1 HYD TUBE Right Lower

721D-CASE WHEEL LOADER (NORTH AMERICA)

CONTROL - RTD-RTT-HGT (XT LOADER)



FRAME - LOADER LIFT (Z BAR LOADER)

REF FN	PART NUMBER	YR/SN	QTY DESCRIPTION
18	827-16090		1 BOLT Hex, M16 x 2 x 90mm, CI 10.9
19	827-16080		1 BOLT Hex, M16 x 2 x 80mm, CI 10.9
20	832-10416		2 NUT M16 x 2, CI 8
21	219-1		9 LUBE NIPPLE 1/8" - 27 NPTF
22	328082A1		1 ELBOW 1/8 PT
23	896-15012		1 WASHER 13.5mm ID x 28mm OD x 4mm Thk
24	515-2495		1 CLAMP 3/8", Insul, 7/16" Bolt
25	895-11010		1 WASHER 11mm ID x 20mm OD x 2mm Thk
26	832-10410		1 NUT M10 x 1.5, CI 8
27	F53473		1 LOCK NUT 1/8-27 NPSM 1/8 PT
28	442157A1		2 WASHER
29	375518A1		X WASHER 77.6mm ID x 155mm OD x 3.5mm Thk Hardened
30	L127108		X WASHER 77.5mm ID x 152mm OD x 2.5mm Thk Hardened
31	441822A1		X WASHER Hardened
32	S108245		2 WIPER SEAL
33	318012A1		1 FLEXIBLE HOSE 1785 mm (70-1/4 in); Front Trunnion Grease
34	L18331		3 CABLE TIE 375.9mm L, Nylon, Black CABLE STRAP

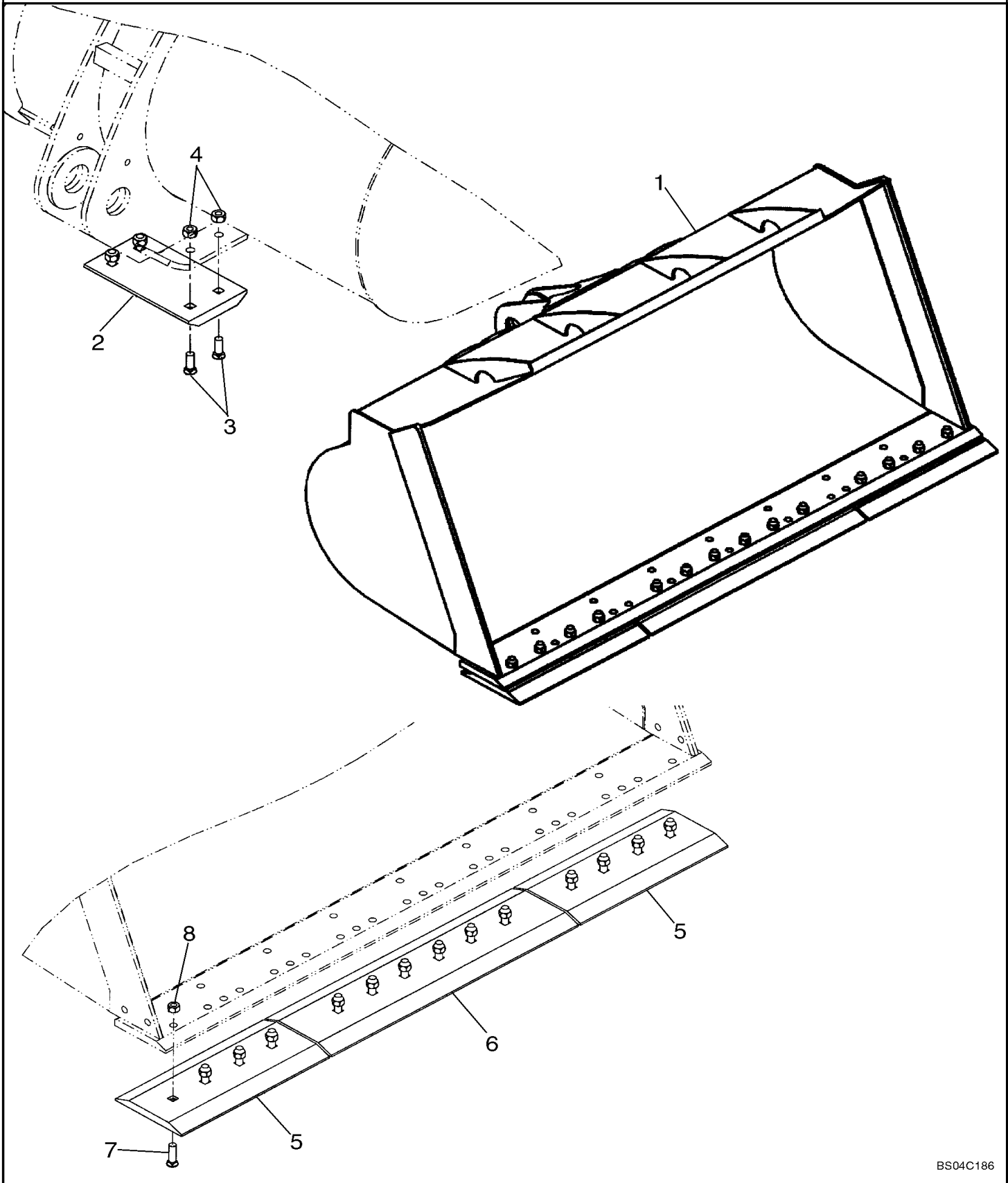
721D-CASE WHEEL LOADER (NORTH AMERICA)

09-06

p1

3/2020

LOADER BUCKET - WITH BOLT ON EDGE AND SKID PADS

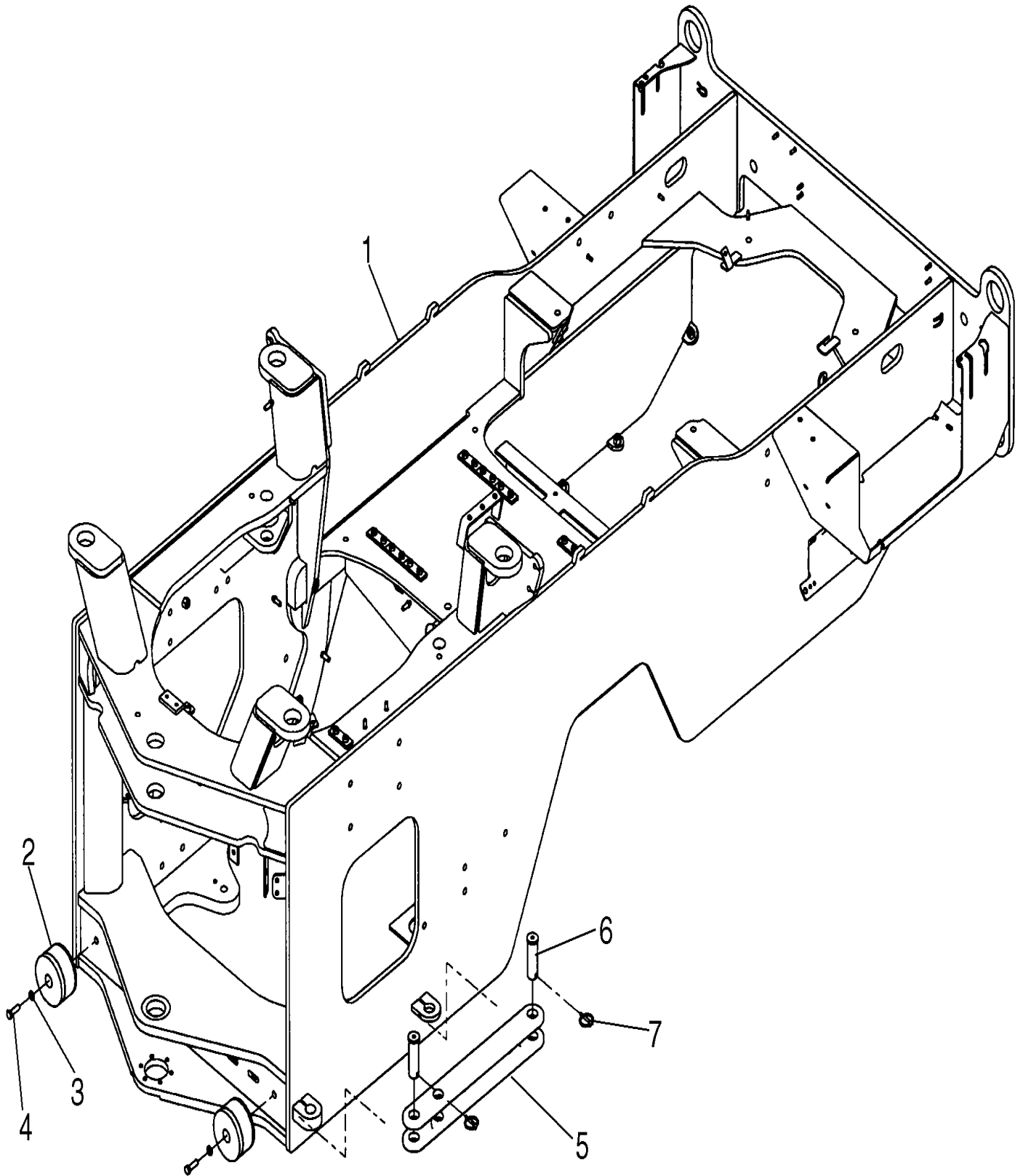


COUPLER, HYDRAULIC - XT - JRB

REF FN	PART NUMBER	YR/SN	QTY DESCRIPTION
	REF		INSTRUCTION 87451653, COUPLER ASSEMBLY WITH KIT; JRB; XT; Vendor Part Number; 90A3033
1	REF		1 INSTRUCTION COUPLER ASSEMBLY; JRB; XT; Vendor Part Number; D22304
	REF		1 INSTRUCTION HYDRAULIC KIT; JRB; XT; Vendor Part Number; 96A0117
2	REF		2 INSTRUCTION PLUNGER; JRB; XT; Vendor Part Number; A23264
3	REF		1 INSTRUCTION HYDRAULIC CYLINDER; JRB; XT; Vendor Part Number; B18865
4	REF		2 INSTRUCTION ROLLPIN; 3/8 X 1-3/4; JRB; XT; Vendor Part Number; 124038000175
5	REF		2 INSTRUCTION GREASE ZERK; JRB; XT; Vendor Part Number; A31294-1
6	REF		2 INSTRUCTION STR THD CONNECTOR; JRB; XT; Vendor Part Number; 46036-02
7	REF		1 INSTRUCTION HEX PLUG; JRB; XT; Vendor Part Number; 46154-05
8	REF		2 INSTRUCTION HOSE ASSEMBLY; JRB; XT; Vendor Part Number; 570046-48; Incl. 8A - 8C
8A	REF		1 INSTRUCTION FITTING; JRB; XT; Vendor Part Number; 47036-02
8B	REF		INSTRUCTION FITTING; JRB; XT; Vendor Part Number; 47020-02
8C	REF		INSTRUCTION HOSE; JRB; XT; Vendor Part Number; 56

721D-CASE WHEEL LOADER (NORTH AMERICA)

FRAME, REAR



09-11

p1

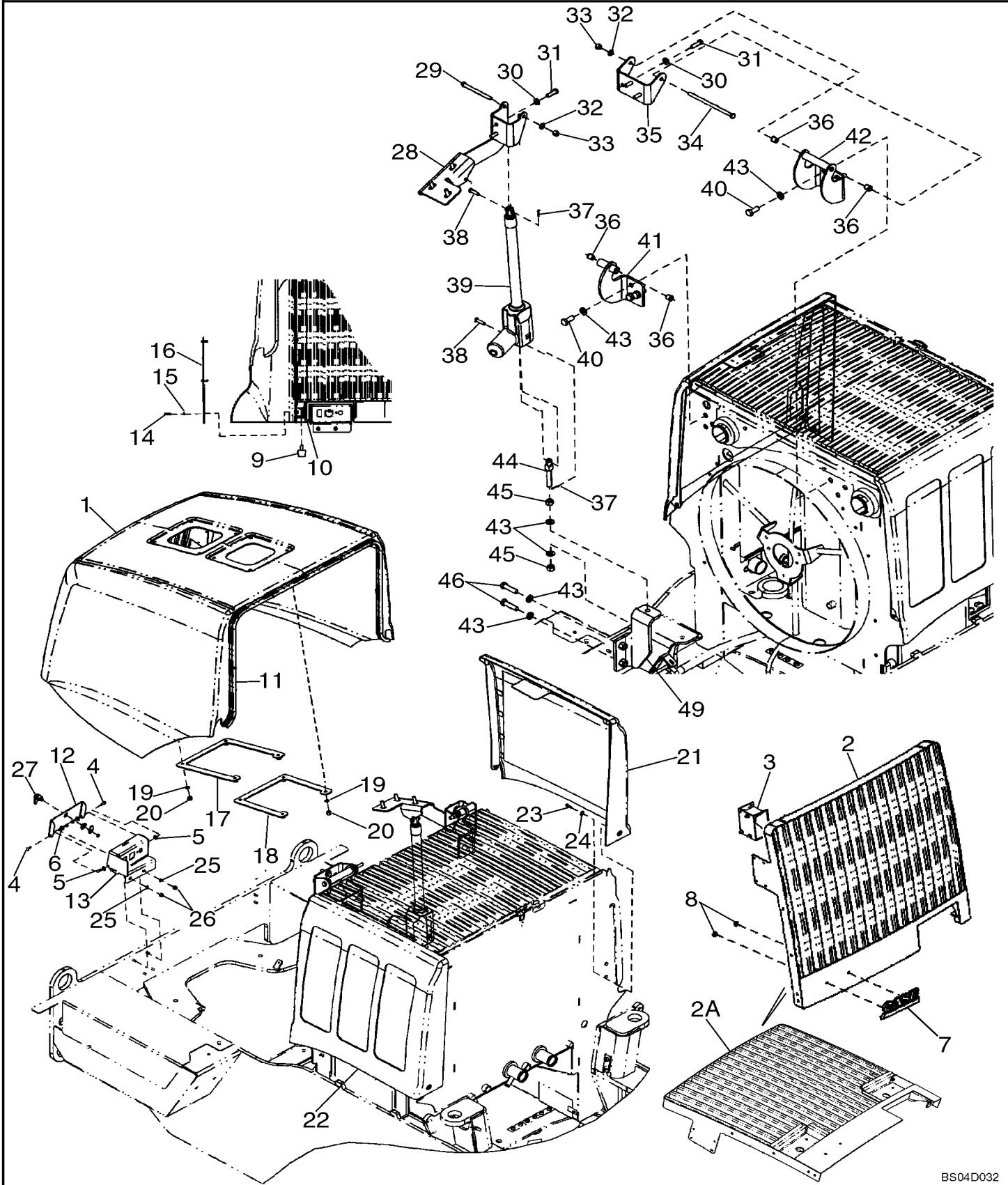
3/2020

FRAME, REAR - COVERS

REF FN	PART NUMBER	YR/SN	QTY DESCRIPTION
1	8602211		1 COVER Left
2	8602212		1 COVER Right
3	827-12050		2 BOLT Hex, M12 x 1.75 x 50mm, CI 10.9
4	896-11012		4 WASHER 13.5mm ID x 24mm OD x 3mm Thk
5	87404139		2 SHIM 13.5mm ID x 40mm OD x 3.8mm Thk
6	D35859		2 SPACER
7	87404138		2 CLAMP

721D-CASE WHEEL LOADER (NORTH AMERICA)

HOOD

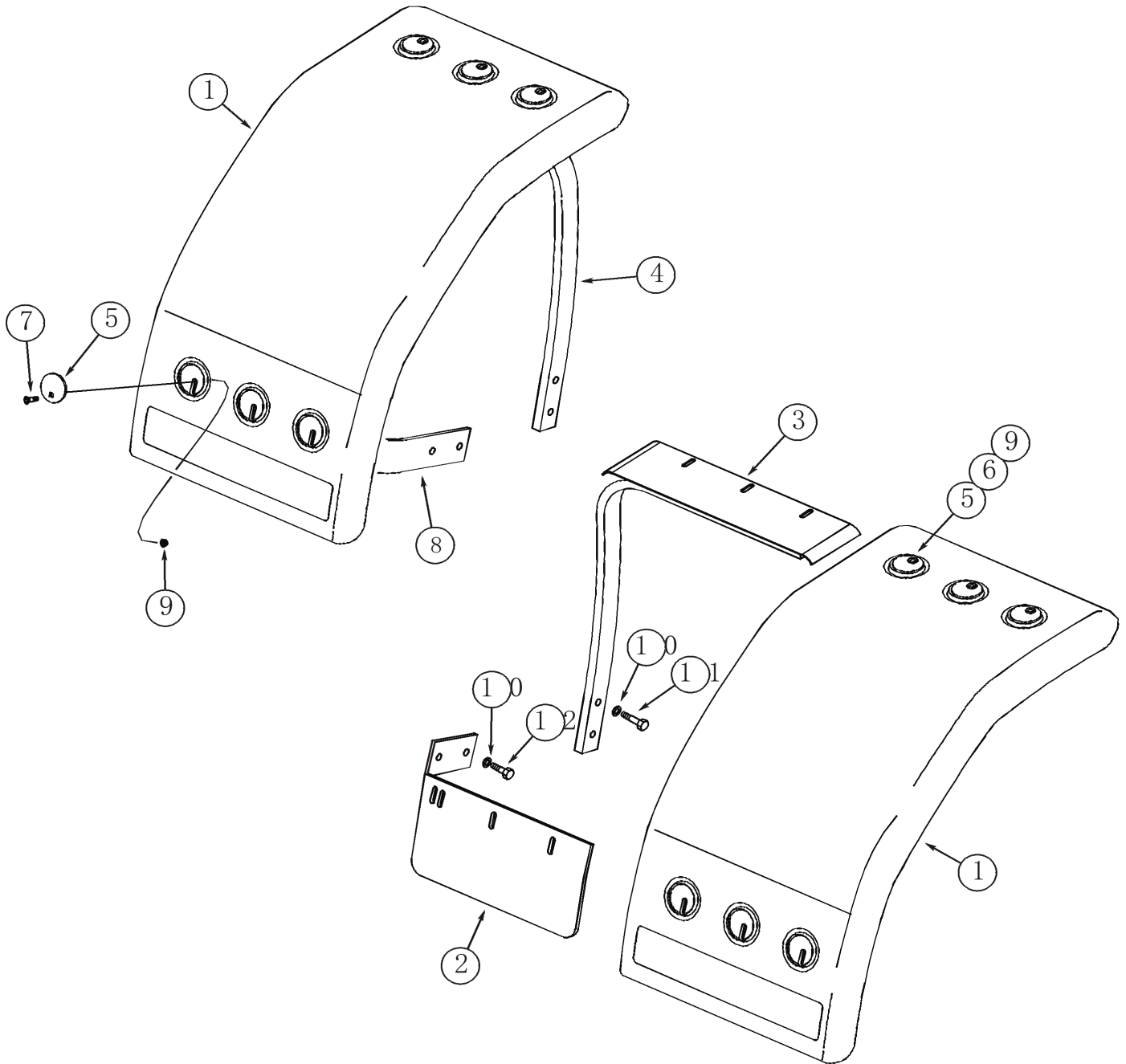


FENDERS, REAR - WIDE

REF FN	PART NUMBER	YR/SN	QTY DESCRIPTION
27	627-10025		10 BOLT Hex, M10 x 1.5 x 25mm, CI 10.9, Full Thd
28	895-11010		12 WASHER 11mm ID x 20mm OD x 2mm Thk
29	827-10040		4 BOLT Hex, M10 x 1.5 x 40mm, CI 10.9, Full Thd
30	627-10030		6 BOLT Hex, M10 x 1.5 x 30mm, CI 10.9, Full Thd
31	892-11012		4 LOCK WASHER M12
32	829-1412		4 NUT M12 x 1.75, CI 10.9

721D-CASE WHEEL LOADER (NORTH AMERICA)

FENDERS, FRONT - WIDE

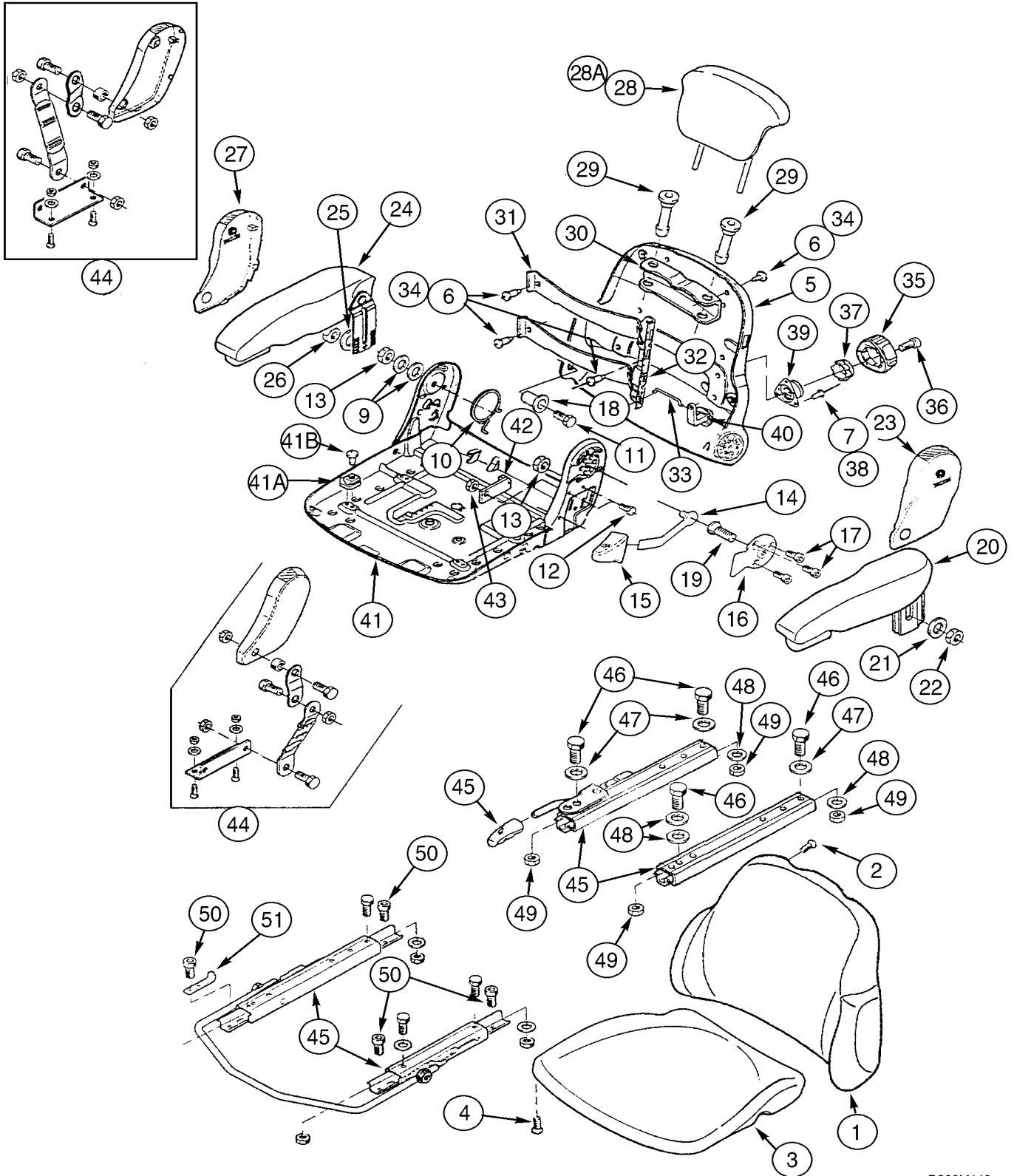


FENDERS, REAR - STEPS - RIGHT - IF USED

REF FN	PART NUMBER	YR/SN	QTY DESCRIPTION
	REF		INSTRUCTION RH SIDE; IF USED
1	87434613		1 BRACKET RH Step Support
2	87434096		2 STRAP Right
3	87434612		1 BRACKET RH Step Support
4	87434472		3 STEP Stamped Steel
5	895-11010		32 WASHER 11mm ID x 20mm OD x 2mm Thk
6	832-10410		16 NUT M10 x 1.5, CI 8
7	827-10035		16 BOLT Hex, M10 x 1.5 x 35mm, CI 10.9 M10 x 35; 10.95
8	896-15012		5 WASHER 13.5mm ID x 28mm OD x 4mm Thk
9	627-12045		5 BOLT Hex, M12 x 1.75 x 45mm, CI 10.9, Full Thd

721D-CASE WHEEL LOADER (NORTH AMERICA)

SEAT ASSY, MECHANICAL SUSPENSION

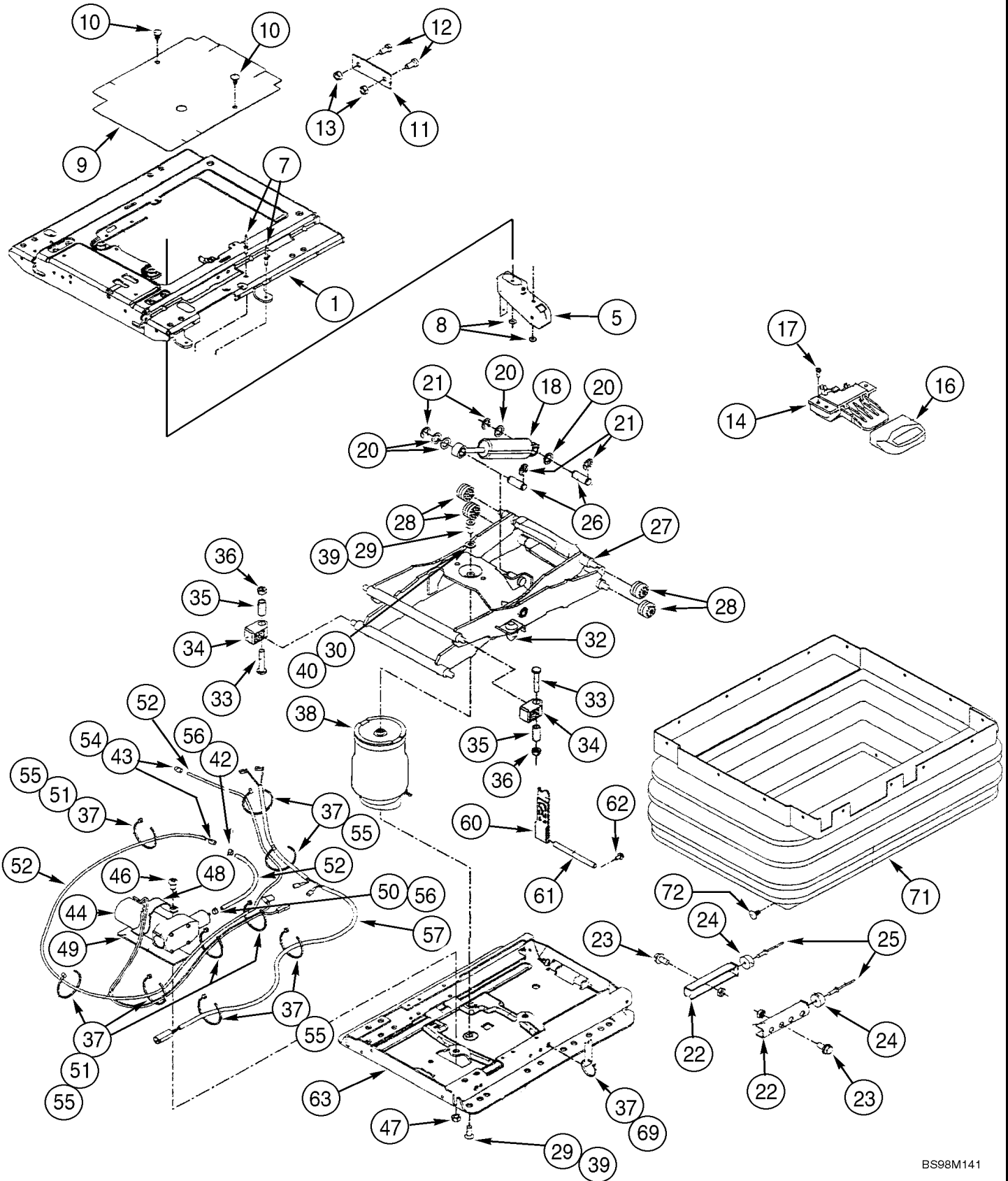


SEAT ASSY, MECHANICAL SUSPENSION

REF FN	PART NUMBER	YR/SN	QTY DESCRIPTION
48	60-1581T1		2 SHOCK ABSORBER
	346094A1		1 KIT Incl. 49 - 51
49	NSS		1 NOT SOLD SEPARAT Knob
49A	3225318R1		1 BEARING, BALL
50	K262120		1 BUSHING
51	346093A1		1 DOWEL
52	346092A1		1 BAND
53	3225299R1		1 ROLLER
54	3225282R1		1 GUIDE
55	3225332R1		1 SPRING
56	3225315R1		1 BUTTON Plug, Retainer

721D-CASE WHEEL LOADER (NORTH AMERICA)

SEAT ASSY, AIR SUSPENSION

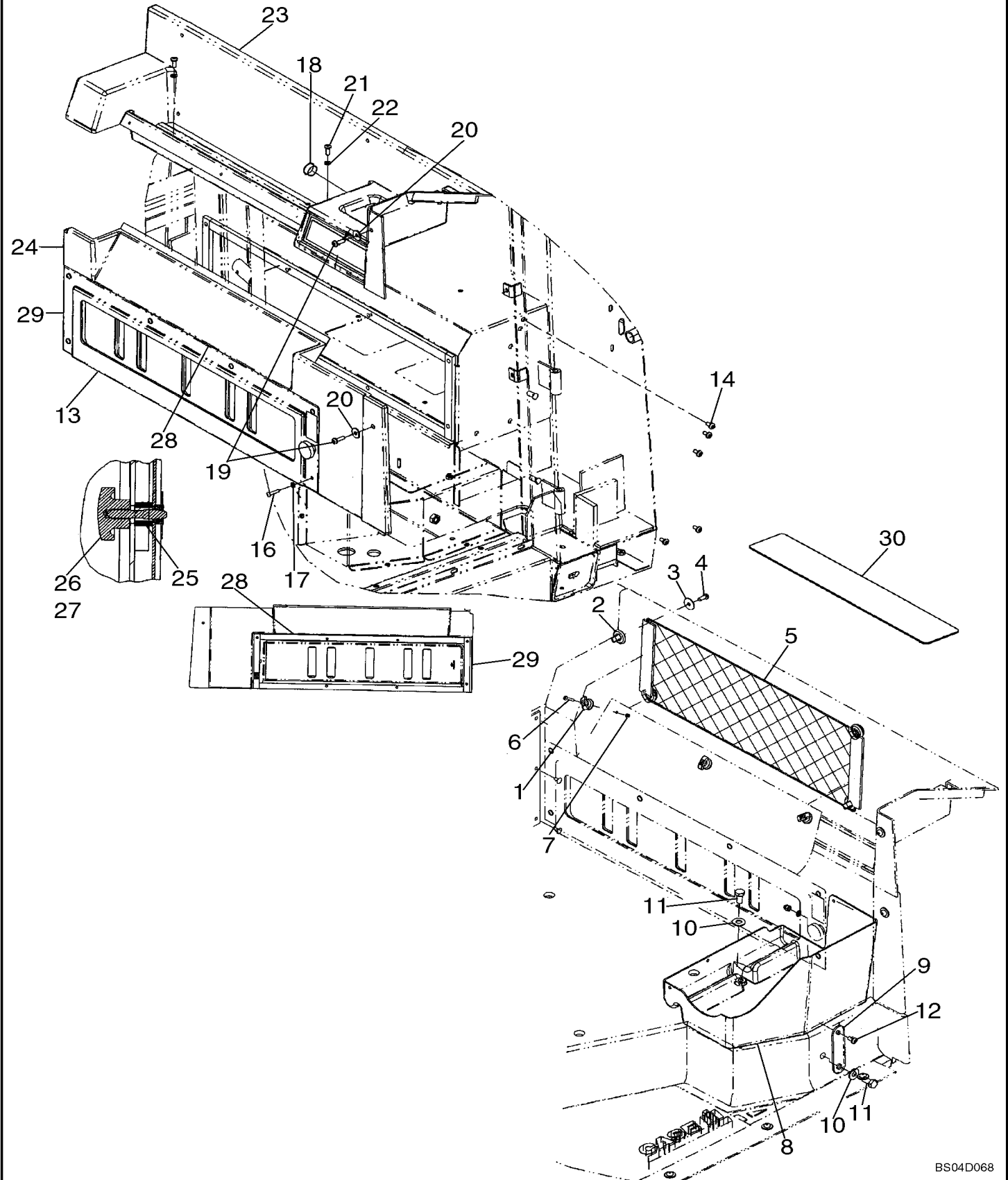


COVERS - CAB OR CANOPY - WITHOUT AIR CONDITIONING

REF FN	PART NUMBER	YR/SN	QTY DESCRIPTION
	REF		INSTRUCTION MODELS WITHOUT AIR CONDITIONING
1	8602727		1 PLATE W/ Bracket For Gas Spring; No Longer Available, Order 84180094 Plate, Ref. 1A; Gas Strut and Studs Will No Longer Be Used If 84180094 Plate Is Ordered
1A	84180094		1 PLATE PLATE, Without Bracket For Gas Spring
2	895-18010		6 WASHER 10.5mm ID x 18mm OD x 1.6mm Thk
3	561-703		2 HEX SOC SCREW M8 x 32.4, 10 x 16mm shldr, CI 12.9
4	832-10408		2 NUT M8 x 1.25, CI 8.8
5	350662A1		2 STUD If Used
6	8602498		1 SEALING STRIP 25mm W x 294mm L x 13mm Thk
7	8500133		2 SEALING STRIP Oil Cooler; Side
8	252550A2		1 GAS STRUT Cylinder; If Used
9	60-4640T1		1 LATCH
10	225-14108		2 NUT #8-32
11	440-1088		2 SCREW Cross Pan Hd, #8-32 x 1/2"
12	353-414		2 PLASTIC PLUG Dome, 1.375" Hole, Nylon
13	87432328		1 SEAL

721D-CASE WHEEL LOADER (NORTH AMERICA)

CAB - PANELS AND STORAGE - BACK AND LEFT SIDE

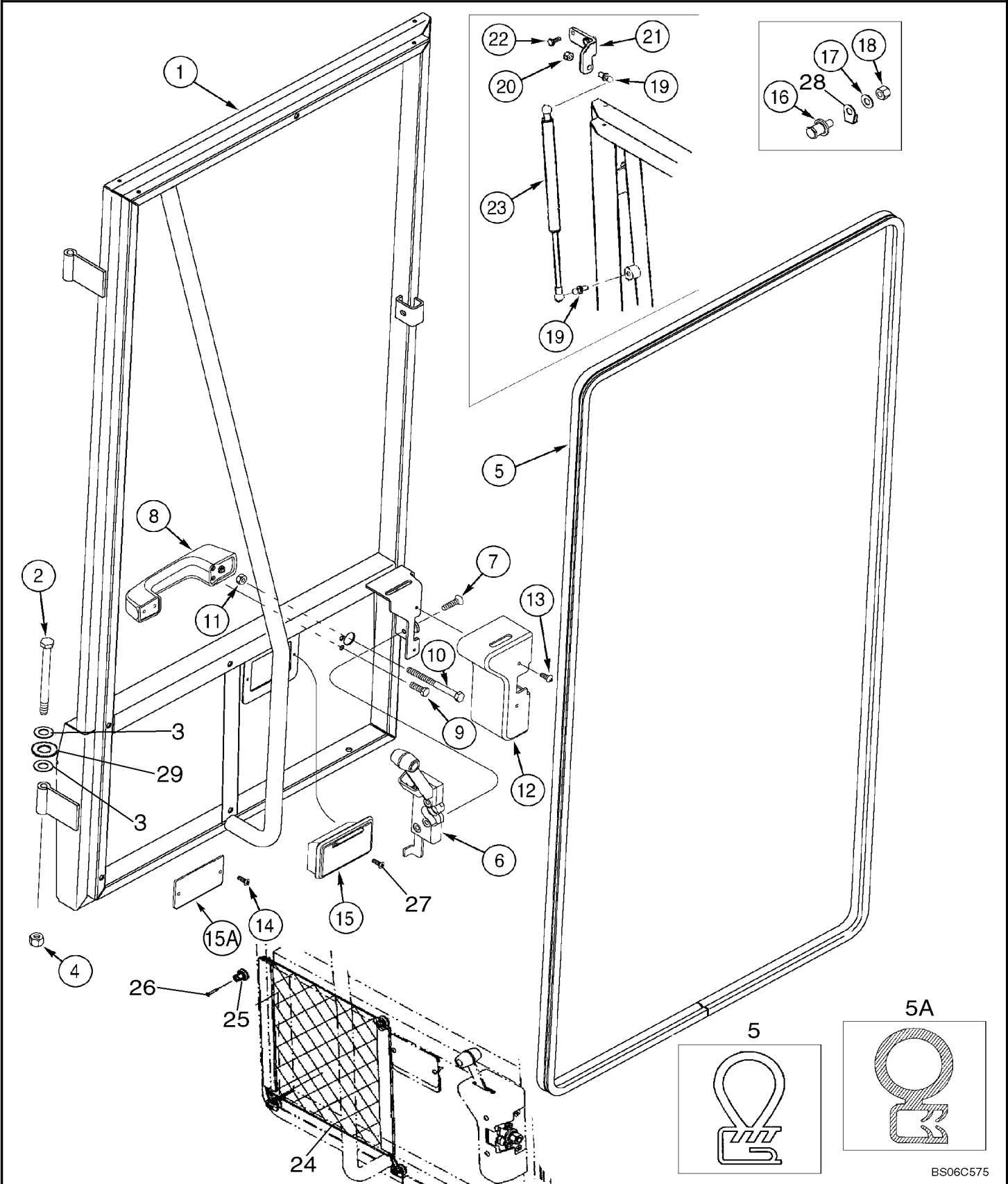


CAB - PLENUMS, DUCTS AND LOUVERS

REF FN	PART NUMBER	YR/SN	QTY DESCRIPTION
1	399226A1		1 AIR DUCT Vertical Plenum; RH
2	399222A1		1 AIR DUCT Vertical Plenum; LH
3	399224A1		1 AIR DUCT Front Plenum; RH
4	399223A1		1 AIR DUCT Front Plenum; LH
5	363882A1		12 VENT
6	275495A1		2 AIR DUCT Floor; Front Plenum; Center
7	275498A1		1 AIR DUCT Floor; Front Plenum; RH
8	275497A1		1 AIR DUCT Floor; Front Plenum; LH
9	233308A1		4 GASKET Floor Duct
10	1270742C1		6 PREV TORQUE BOLT Cross Rec Pan Hd, M6 x 1 x 12mm
11	297865A1		6 WASHER 6.6mm ID x 12mm OD x 1.6mm Thk M6
14	627-8020		2 BOLT Hex, M8 x 1.25 x 20mm, CI 10.9, Full Thd
15	895-15008		2 WASHER 9mm ID x 20mm OD x 1.6mm Thk

721D-CASE WHEEL LOADER (NORTH AMERICA)

CAB - DOOR

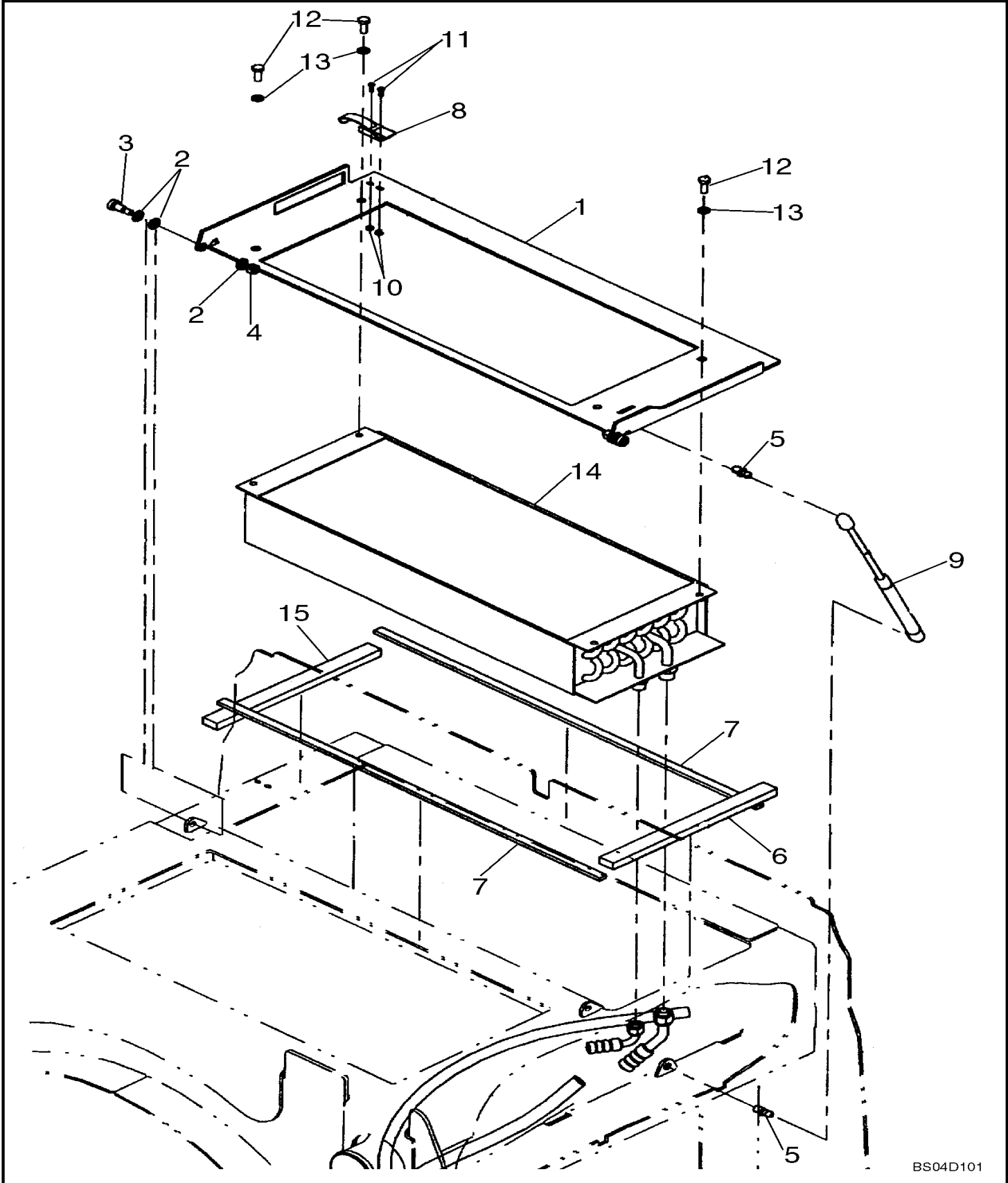


HEATING HOSES

REF FN	PART NUMBER	YR/SN	QTY DESCRIPTION
2	301803R1		1 SHUT-OFF VALVE
3	367489A1		4 BLOCK
4	515-24238		4 CLAMP 15/16", Insul, 7/16" Bolt (M23.8 ID)
5	345-87		X SEALANT Loctite 592
6	1954736C1		2 HOSE CLAMP #24
7	31-1081		2 CLAMP
8	1975801C1		1 HEATER HOSE 15.50 mm ID x 2743.00 mm
9	434780A1		1 HEATER HOSE 15.88 mm ID x 3099.00 mm Return; Cut from 97252C1
10	896-11010		1 WASHER 11mm ID x 21mm OD x 2.5mm Thk
11	832-10410		1 NUT M10 x 1.5, CI 8
12	627-10025		1 BOLT Hex, M10 x 1.5 x 25mm, CI 10.9, Full Thd
13	217-425		1 45 ELBOW 5/8" Hose Barb x 3/4" NPTF

721D-CASE WHEEL LOADER (NORTH AMERICA)

AIR CONDITIONING - CONDENSER



CANOPY - COVERS - VANDAL GUARD

REF FN	PART NUMBER	YR/SN	QTY DESCRIPTION
	REF		INSTRUCTION ANTI-VANDALISM
	418418A1		1 COVER Control; Incl. 1, 2
1	368162A2		1 COVER
2	60-6359T1		2 MOLDING 194 mm (7-5/8 in); Cut from F64277X
3	1977938C1		2 U-BOLT 1/4" - 20 x 1 7/16", Carbon Steel BOLT "U" 1/4
4	425-144		8 JAM NUT Jam, 1/4"-20, G5
5	495-21031		8 WASHER 1/4" 5/16 x 3/4 x 1/16
6	811-6025		3 CARRIAGE BOLT Sht Sq Nk, M6 x 1 x 25mm, Cl 8.8
7	895-25006		3 WASHER 6.6mm ID x 18mm OD x 1.6mm Thk
8	832-10406		3 NUT M6 x 1, Cl 8
9	22-824		1 CABLE TIE 3/16" x 7 1/4" CABLE STRAP
	418413A1		1 COVER Instrument Cluster; Incl. 10 - 13
10	362875A2		1 COVER
11	60-6358T1		6 GASKET 63 mm (2-1/2 in); Cut from F64277X
12	70-5848T1		1 SEAL 140 mm (5-1/2 in); Cut from F64277X
13	362869A1		4 SPACER

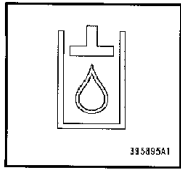
721D-CASE WHEEL LOADER (NORTH AMERICA)

09-57

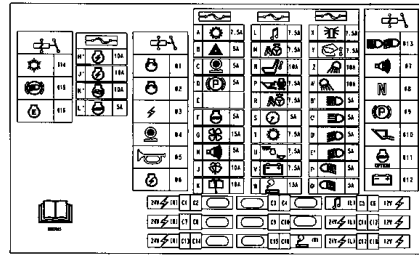
p1

3/2020

DECALS - COMMON TO MODEL



1



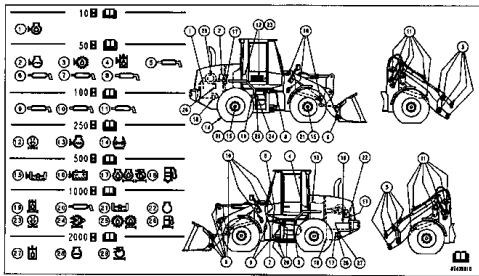
3



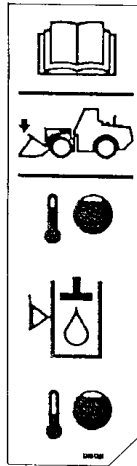
5




2



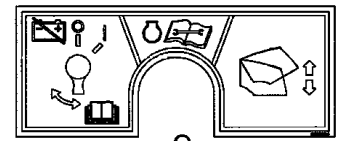
4




7



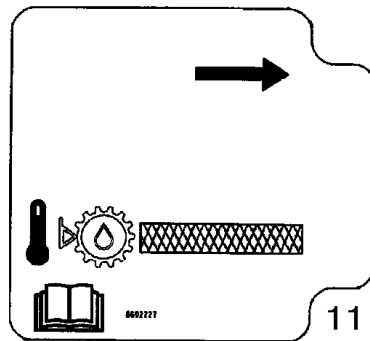
8




9



10



11



12



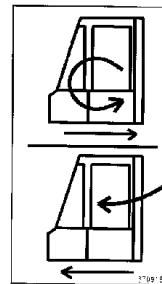
13




14



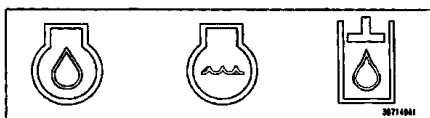
15



16



17



18



19

DECALS - BRAZILIAN POTUGUESE

REF FN	PART NUMBER	YR/SN	QTY DESCRIPTION
1	334575A1		2 DECAL Warning; Crush Hazard
2	407740A2		1 DECAL Lift Arm Support
3	334572A1		1 DECAL Warning; Crush Hazard
4	334016A1		2-3 DECAL Warning; Pressurized System Hazard
5	334035A1		3 DECAL Warning; Fan
6	388159A1		1 DECAL Warning; Belt Entanglement
7	334566A1		1 DECAL Danger; Starting In Gear
8	334665A1		1 WARNING DECAL Hot Liquid Hazard
9	334001A2		1 DECAL Warning; Read The Operator's Manual
10	124273A1		1 DECAL Do Not Jump
11	334676A1		1 DECAL Danger; Crush Hazard
12	334691A1		1 DECAL Warning; Runover Hazard
13	334703A1		1 DECAL Caution; Block Wheels
14	364920A1		1 DECAL Warning; Check Attachment
15	412475A1		2 DECAL Danger; Battery Explosion Hazard
16	87450423		X DECAL Danger; Crush Hazard; Replaces 412480A1
16	87453135		2 DECAL Danger; Crush Hazard; Replaces 87450423
17	336009A1		2 DECAL Warning; Pressurized System Hazard
18	175619A1		3 DECAL Warning; Ether

721D-CASE WHEEL LOADER (NORTH AMERICA)

SECTION INDEX

MISCELLANEOUS

05.100.01		INITIAL STOCKING LIST (LIST A) 721D
05.100.03		FILTERS & CAPACITIES, 721D TIER II
05.100.03	01	FILTERS, 721D
05.100.03	02	CAPACITIES, 721D

INDEX - INDICE - INDEX - ZAHLENVERZEICHNIS - INDICE - INDICE - INDHOLD - INHOUD

Number	Figure	Sequence Ref.	Number	Figure	Sequence Ref.
143349A1	08-25	18	187281A1	04-29	14
151-522	09-51	28	187281A1	04-30	16
1532083C1	09-58		187782C1	09-36C	17
1542830C2	08-09A	13	187782C1	09-51	14
1542830C2	08-09A	3	187787C1	09-36C	16
1542833C1	08-09A	8	187787C1	09-51	13
1542875C1	05-09		187864A1	09-57	5
1542875C1	05-09A		19-1041	09-12	12
1542877C1	08-11E		19-1041	09-12A	7
1542877C1	08-11F		19-1049	05-01	15
1542881C1	08-10C		19-135	04-05	11
1542881C1	08-10D		19-6247	06-34	4
1542881C1	08-11C		19-6247	06-34A	4
1542881C1	08-11D		19-6247	06-35	8
1546485C1	04-14B	21	19-6247	06-36	4
1546497C1	09-01	11	19-6247	06-36	8
1546498C1	09-01A	8	190117A1	05-04	42
1546498C1	09-02	10	190117A1	08-25A	1
1547924C1	02-04	2	190117A1	08-25A	1A
16043224	09-26	46	190117A1	08-25A	1B
16043224	09-28	46	190117A1	08-25A	1C
16587524	09-50A	1	190117A1	08-25A	1D
16677734	02-29A	3	190117A1	08-25A	1E
16677734	02-44	2	190117A1	08-25A	1F
16689121	02-31	20	190117A1	08-25A	1G
168-71	04-24	2	190117A1	08-25A	1H
169850C2	04-08	18	190117A1	08-25A	1J
169850C2	04-10	7	192391A1	09-36C	4
169850C2	04-29	18	192391A1	09-36D	10
169850C2	04-30	22	192809A1	04-24	1
17044621	04-13B	5	1931222	02-40	
17315190	04-13B	2	193446A1	04-21	1
17315690	04-13B	4	194190A2	09-39	23
175619A1	09-60	18	194190A2	09-40	24
178889A1	08-25	17	194617A1	09-33	4A
18138424	02-17	1	195-81023	09-39	20
182721A2	04-29	13	195-81023	09-40	21
182721A2	04-30	15	195-81029	09-36B	17
184680A2	09-44	18	195274A1	09-56	3
184680A2	09-47	24	1954626C1	09-44	12
185166A1	09-04	4	1954626C1	09-47	16
185166A1	09-04	8	1954651C2	04-03	15
186082A1	04-30	12	1954736C1	09-44	11
186084A1	04-30	19	1954736C1	09-45	6
186814A1	03-02	26	1954736C1	09-47	15
186989A1	09-13	7	196466A1	02-45	3

INDEX - INDICE - INDEX - ZAHLENVERZEICHNIS - INDICE - INDICE - INDHOLD - INHOUD

Number	Figure	Sequence Ref.	Number	Figure	Sequence Ref.
334663A1	09-61	8	345100A1	09-29	45
334664A1	09-62	8	345100A1	09-29	58
334665A1	09-60	8	345100A1	09-29	6
334676A1	09-60	11	345100A1	09-29	64
334677A1	09-62	11	345100A1	09-29	72
334678A1	09-61	11	345102A1	09-29	7
334686A1	09-61	12	345103A1	09-28	72
334688A1	09-62	12	345103A1	09-29	8
334691A1	09-60	12	345106A1	09-29	16
334703A1	09-60	13	345107A1	09-29	
334704A1	09-62	13	345108A1	09-29	11
334706A1	09-61	13	345109A1	09-29	
335889A1	09-59	17	345110A1	09-29	34
336009A1	09-60	17	345110A1	09-29	66
336010A1	09-61	17	345111A1	09-29	33
336011A1	09-62	17	345112A1	09-29	29
336039A1	08-11E	8	345112A1	09-29	39
336039A1	08-11F	8	345112A1	09-29	67
336042A1	08-10C	8	345113A1	09-29	28
336042A1	08-10D	8	345113A1	09-29	68
336042A1	08-11C	8	345114A1	09-29	
336042A1	08-11D	8	345115A1	09-29	60
337189A1	09-41	23	345116A1	09-29	61
337231A2	09-41	21	345117A1	09-29	62
337965A1	09-65	1	345118A1	09-29	43
337966A1	09-65	2	345118A1	09-29	54
339490A1	05-01	10	345120A1	09-29	48
339499A1	05-01	10	345121A1	09-29	49
339500A1	05-01	10	345123A1	09-29	
3402553R1	09-29	20	345125A1	09-29	
3402570R1	09-27	16	345131A1	09-29	
3402918R1	09-27	42	345132A1	09-29	25
345-101	09-36B	15	345357A1	09-17	17
345-101	09-36C	13	345357A1	09-17A	17
345-62	04-02A	4	345357A1	09-19	4
345-75	04-02A	5	345357A1	09-19A	5
345-87	02-02	31	345357A1	09-20	5
345-87	09-45	5	345357A1	09-20A	5
345095A1	09-29	35	345370A1	09-25	17
345098A1	09-29	26	345726A1	09-26	2
345099A1	09-29	9	345726A1	09-26	4
345100A1	09-29	10	345726A1	09-28	2
345100A1	09-29	15	345726A1	09-28	4
345100A1	09-29	19	345726A1	09-28	55
345100A1	09-29	31	345726A1	09-28	58
345100A1	09-29	41	345727A1	09-26	28A

INDEX - INDICE - INDEX - ZAHLENVERZEICHNIS - INDICE - INDICE - INDHOLD - INHOUD

Number	Figure	Sequence Ref.	Number	Figure	Sequence Ref.
4899076	02-27	2	4899921	02-33	9
4899078	02-28	2	4899926	02-19	7
4899078	02-29	2	493-21020	08-02A	4
4899079	02-35	1	495-11028	09-17	4
4899079	02-44	4	495-11028	09-17A	4
4899080	02-35	6	495-11041	08-23	14
4899081	02-32	4	495-11041	08-24	10
4899082	03-07	31	495-11047	09-25	10
4899083	02-31	15	495-11047	09-25	15
4899085	02-34	7	495-11047	09-25	19
4899086	02-21	3	495-11047	09-41	17
4899087	02-07	2	495-11053	04-03	17
4899087	02-21	5	495-11053	04-03A	11
4899089	02-31	21	495-11053	04-08	3
4899090	02-14	2	495-11053	04-10	3
4899091	04-13B	6	495-11081	04-24	20
4899092	02-19	10	495-21031	09-52	5
4899092	03-05	1	495-21044	05-01	16
4899093	02-28	3	495-21044	09-24	9
4899098	02-21	7	495-81072	04-07	34
4899103	03-08	12	496-21053	02-06	3
4899107	02-43	3	496-21106	06-35	5
4899108	02-43	4	496-21106	09-07	13
4899109	02-27	2	496-41041	09-31	5A
4899110	02-42	1	496-81025	02-01	8
4899110	03-07	7	496-81025	05-05	29
4899115	02-25	3	496-81025	09-03	15
4899122	04-01	4	496-81025	09-03A	15
4899124	03-07	1	496-81025	09-03B	15
4899219	02-19	8	496-81025	09-05	4
4899226	02-30	6	496-81025	09-05A	3
4899231	02-31	19	496-81025	09-09	30
4899239	02-30	7	504011726	04-13B	1
4899245	02-31	12	504096982C	02-12	1
4899257	02-31	13	504096982R	02-12	1
4899377	02-43	8	504345138C	02-35	5
4899436	02-43	6	504345138R	02-35	5
4899679	02-28	5	514-1107	06-28	1
4899689	03-05	6	514-1315	06-22	5
4899791	03-07	23	515-21127	04-08	5
4899804	03-06	4	515-22127	02-02	41
4899815	04-13B	3	515-22159	04-17	12
4899824	02-41	11	515-22159	04-17A	12
4899824	03-06	3	515-22190	02-02	4
4899828	03-06	2	515-22190	08-01	27
4899831	03-06		515-23143	02-04	9

CLICK HERE TO **DOWNLOAD** THE COMPLETE MANUAL

- Thank you very much for reading the preview of the manual.
- You can download the complete manual from: www.heydownloads.com by clicking the link below



- Please note: If there is no response to CLICKING the link, please download this PDF first and then click on it.

CLICK HERE TO **DOWNLOAD** THE COMPLETE MANUAL