

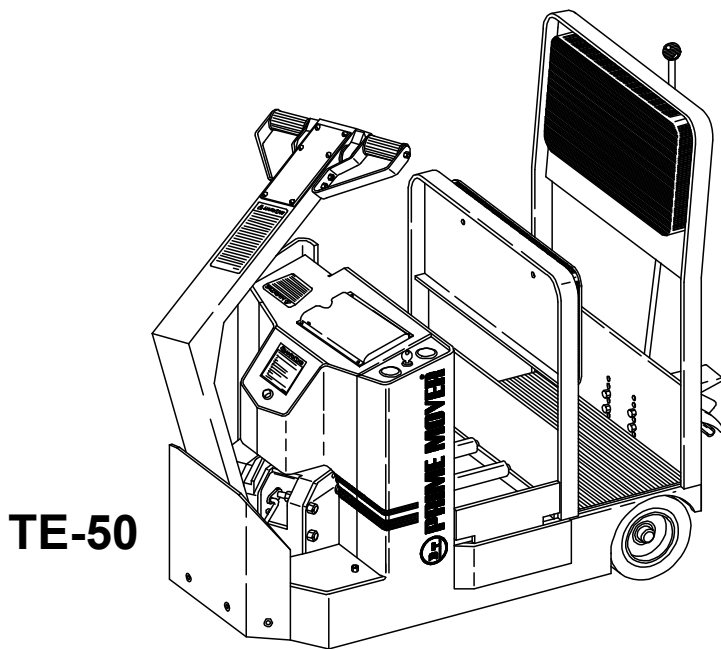
PART MANUAL

Manual Number 9111

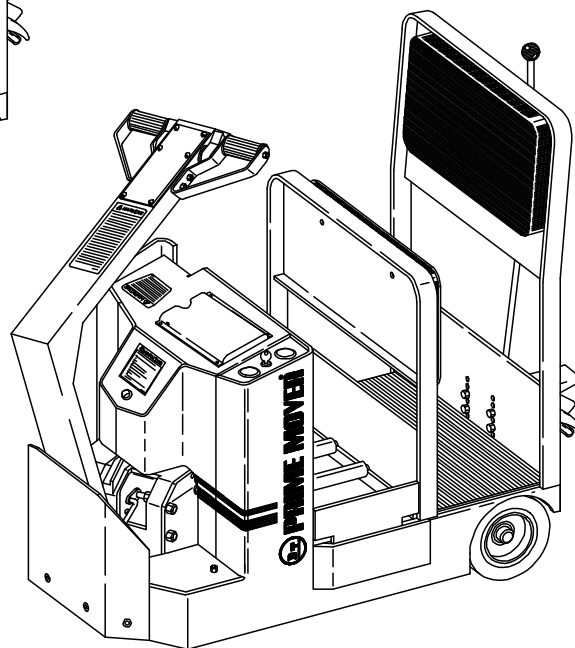
Manual Part Number 300446-000

TE SERIES ELECTRIC TOW TRACTOR

TE-50/70



TE-50



TE-70



WARNING

Read and observe all warnings on this unit before operating it.



WARNING

DO NOT operate this equipment unless all factory installed guards and shields are properly secured in place.

CLICK HERE TO **DOWNLOAD** THE COMPLETE MANUAL

- Thank you very much for reading the preview of the manual.
- You can download the complete manual from: www.heydownloads.com by clicking the link below



- Please note: If there is no response to CLICKING the link, please download this PDF first and then click on it.

CLICK HERE TO **DOWNLOAD** THE COMPLETE MANUAL

FIG. #	ITEM #	PART #	NAME	# FOR ASSY.	UNITS
1.1	1	11016-11	Washer, flat	4	
1.1	2	11009-04	Lockwasher	4	
1.1	3	11045-02	Screw, cap	5	
1.1	4	11880-08	Screw, machine	2	
1.1	5	20208-00	Switch, brake interlock	1	
1.1	6	20212-02	Bracket	1	
1.1	7	11016-21	Washer, flat	2	
1.1	8	11261-01	Nut	2	
1.1	9	20215-00	Shield, motor	1	
1.1	10	-----	Handle assembly (See Fig.# 1.3)	1	
1.1	11	1-08776-00	Spring, latch	1	
1.1	12	20400-00	Spring	1	
1.1	13	11016-04	Washer	1	
1.1	14	11806-08	Nut	1	
1.1	15	20069-01	Washer	1	
1.1	16	20070-01	Bearing	1	
1.1	17	27143-00	Plate, mounting	1	
1.1	18	11898-07	Ring, retainer	1	
1.1	19	11009-08	Lockwasher	3	
1.1	20	14994-08	Screw, cap	3	
1.1	21	-----	Transmission assembly (See Fig.# 1.4 - 1.6)	1	
1.1	22	27529-03	Rod, control	1	
1.1	23	11429-04	Pin, cotter	2	
1.1	24	11073-04	Pin, roll	1	
1.1	25	13813-19	Pin	1	
1.1	26	24119-00	Grommet, rubber	1	
1.1	27	14896-00	Washer	1	
1.1	28	14994-18	Screw, cap	1	
1.1	29	20497-00	Clamp	1	
1.1	30	11170-04	Nut	1	
1.1	31	11813-06	Grommet, rubber	1	
1.1	32	11009-05	Lockwasher	4	
1.1	33	11854-03	Screw, cap	4	

FIG. #	ITEM #	PART #	NAME	# FOR ASSY.	UNITS
1.6	1	300280-000	Motor, 12 volt drive ADVANCED (See Fig.# 2.35)	1	12 VOLT
1.6	1	20680-00	Motor, 12 volt drive PRESTOLITE (See Fig.# 2.36)	1	12 VOLT
1.6	2	20182-00	Key, pinion	1	
1.6	3	11015-02	O ring	1	
1.6	4	20040-00	Plate, mounting	1	
1.6	5	11936-07	Race, bearing	1	
1.6	6	27164-00	Pinion, motor	1	
1.6	7	11025-02	Ring, retainer	1	
1.6	8	11852-03	Screw, cap	4	

FIG. #	ITEM #	PART #	NAME	# FOR ASSY.	UNITS
2.3	1	201984	Screw	2	
2.3	2	201985	Lockwasher	2	
2.3	3	201767	Potentiometer	1	
2.3	4	201755	Bracket, pot	1	
2.3	5	201758	Housing, switch	1	
2.3	6	201768	Switch, snap	3	
2.3	7	201759	Spacer	1	
2.3	8	201761	Cam	1	
2.3	9	201757	Cover	1	
2.3	10	201760	Shaft	1	
2.3	11	201718	Bearing, shaft	2	
2.3	12	201721	Drive, spring	1	
2.3	13	201766	Support, spring	1	
2.3	14	27721-00	Spring	1	
2.3	15	201756	Drive, spring	1	
2.3	16	201765	Housing, spring return	1	
2.3	17	27544-00	Block	1	
2.3	18	11881-04	Screw, flat head	2	

FIG. #	ITEM #	PART #	NAME	# FOR ASSY.	UNITS
2.9	1	201962	Base, magnet	1	
2.9	2	204241	Coil, 12 volt	1	12 volt
2.9	3	201963	Frame, magnet	1	
2.9	4	201262	Spring (RED)	1	
2.9	5	201964	Armature	1	
2.9	6	200081	Base, bus	1	
2.9	7	204240	Tip, contact	1	
2.9	8	204239	Tip, contact	1	
2.9	9	200096	Bushing	1	
2.9	10	200094	Seat	1	
2.9	11	201966	Tip, movable	1	
2.9	12	201259	Cap	2	
2.9	13	201266	Spring (GOLD)	1	
2.9	14	201367	Washer, flat	1	
2.9	15	201215	Nut, lock	1	
2.9	16	201967	Clamp	2	
2.9	17	201368	Lockwasher	4	
2.9	18	201372	Screw, machine	4	

CLICK HERE TO **DOWNLOAD** THE COMPLETE MANUAL

- Thank you very much for reading the preview of the manual.
- You can download the complete manual from: www.heydownloads.com by clicking the link below



- Please note: If there is no response to CLICKING the link, please download this PDF first and then click on it.

CLICK HERE TO **DOWNLOAD** THE COMPLETE MANUAL

FIG. #	ITEM #	PART #	NAME	# FOR ASSY.	UNITS
2.15	1	11170-04	Nut	2	
2.15	2	21132-00	Terminal assembly	1	
2.15	3*	11170-05	Nut	1	
2.15	4*	11016-02	Washer, flat	1	
2.15	5*	21131-00	Block	1	
2.15	6*	11854-05	Screw, cap	1	
2.15	7	11170-05	Nut	1	
2.15	8	11170-06	Nut	6	
2.15	9	11016-03	Washer, flat	6	
2.15	10	20163-40	Wire assembly	1	
2.15	11	27259-09	TE-70 resistor control panel assembly (See Fig.# 2.17)	1	24 VOLT
2.15	12	11170-01	Nut	2	
2.15	13	11016-21	Washer, flat	2	
2.15	14	49521-00	Delay, time	1	
2.15	15	26266-00	TE-70 three speed panel assembly (See Fig.# 2.20)	1	24 VOLT
2.15	16	11880-06	Screw, round head	2	
2.15	17	11823-06	Connector, butt	As Req'd.	
2.15	18	25332-01	Tie, cable	As Req'd.	
2.15	19	14826-00	Switch, horn push button	1	
2.15	20	24121-01	Switch, resistor master control (See Fig.# 2.1)	1	
2.15	21	14826-00	Switch, foot control	1	
2.15	22	52-07917-00	Cable, SJO 14/2 (6 ft.)	As Req'd.	
2.15	23	24124-00	Harness assembly	1	
2.15	24	20208-00	Switch, brake interlock	1	
2.15	25	49815-00	Hourmeter	1	
2.15	26	23228-01	Indicator, battery discharge	1	
2.15	27	25427-01	Horn, 24 VOLT	1	24 VOLT
2.15	28	49751-06	Nut, flanged	2	
2.15	29	20151-00	Switch, key	1	

*** - SUPPLIED WITH TERMINAL ASSEMBLY**

FIG. #	ITEM #	PART #	NAME	# FOR ASSY.	UNITS
2.20	1	11170-01	Nut	2	
2.20	2	11016-21	Washer, flat	2	
2.20	3	49521-00	Delay, time	1	
2.20	4	27265-00	Panel	1	
2.20	5	11880-06	Screw, machine	2	
2.20	6	11004-03	Screw, cap	2	
2.20	7	27693-00	Contact assembly, three speed (See Fig.# 2.18)	1	24 VOLT
2.20	8	11170-04	Nut	2	

FIGURE 2.26 TE-70 EV-100 SCR ELECTRICAL SCHEMATIC SYMBOLS

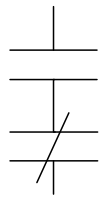

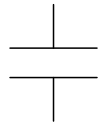
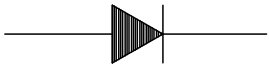
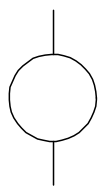

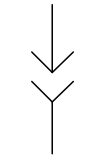
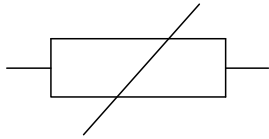
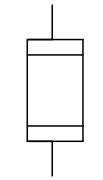

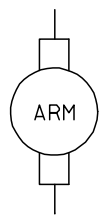


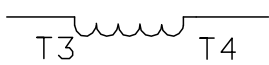
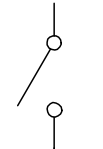
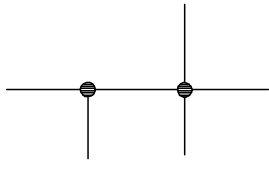
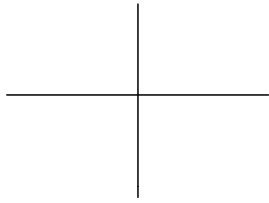

	DOUBLE TIP CONTACTOR		TERMINAL NUMBER
	SINGLE TIP CONTACTOR		DIODE
	COIL		CAPACITOR
	PLUG		THERMAL PROTECTOR
	FUSE		RESISTOR
	ARMATURE		TRANSFORMER
	FIELD		
	SWITCH (NORMALLY OPEN)		ELECTRICAL LINE JOINING
			ELECTRICAL LINE CROSSING
			SWITCH (NORMALLY CLOSED)

FIG. #	ITEM #	PART #	NAME	# FOR ASSY.	UNITS
2.31	1	201962	Base, magnet	1	
2.31	2	200077	Coil, field	1	
2.31	3	201963	Frame, magnet	1	
2.31	4	201262	Spring (RED)	1	
2.31	5	201964	Armature	1	
2.31	6	200081	Base, buss	1	
2.31	7	201965	Tip, contact	2	
2.31	8	200096	Bushing	1	
2.31	9	200095	Carrier	1	
2.31	10	201966	Tip, movable	1	
2.31	11	201259	Cap	1	
2.31	12	201266	Spring (GOLD)	1	
2.31	13	201367	Washer, flat	1	
2.31	14	201215	Nut, lock	1	
2.31	15	201967	Clamp	2	
2.31	16	201368	Lockwasher	4	
2.31	17	201372	Screw, machine	4	
2.31	18	202010	Suppression, pump contactor	1	
2.31	19	200094	Seat	1	

FIG. #	ITEM #	PART #	NAME	# FOR ASSY.	UNITS
2.36	1	200206	Package, field coil	1	
2.36	2	200151	Package, terminal stud	1	
2.36	3	200320	Bearing, sealed	1	
2.36	4	200314	Washer, spring	1	
2.36	5	200303	Head assembly, commutator	1	
2.36	6	200241	Spring set	1	
2.36	7	200204	Brush set	1	
2.36	8	200178	Band, cover	1	
2.36	9	200163	Cover	1	
2.36	10	200140	Screw, pole shoe	1	
2.36	11	200238	Armature and fan assembly	1	
2.36	12	200306	Fan	1	
2.36	13	200304	Head assembly, drive end	1	
2.36	14	200320	Bearing, sealed	1	
2.36	15	200322	Seal, oil	1	

FIG. #	ITEM #	PART #	NAME	# FOR ASSY.	UNITS
4.3	1	24100-01	Frame, TE-50 main	1	TE-50
4.3	1	24100-02	Frame, TE-70 main	1	TE-70
4.3	2	11039-10	Seal, oil	2	
4.3	3	11205-01	Bearing	4	
4.3	4	11160-11	Fitting, grease	2	
4.3	5	24270-00	Wheel, rubber load	2	RUBBER
4.3	5	24270-01	Wheel, urethane load	2	URETHANE
4.3	6	49750-00	Ball, lead	1	
4.3	7	24268-00	Tire, rubber	1	RUBBER
4.3	7	24269-00	Tire, urethane	1	URETHANE
4.3	8	24267-00	Hub (order lead ball with hub item# 6)	1	
4.3	9	22005-06	Washer, keyed	2	
4.3	10	11828-06	Lockwasher	2	
4.3	11	11829-06	Nut, retainer	2	
4.3	12	12298-00	Cap, hub	2	
4.3	13	25203-04	Shaft, 8" battery roller	4	12 VOLT
4.3	13	25203-03	Shaft, 13.5" battery roller	4	24 VOLT
4.3	14	25189-02	Bearing, sealed	8	
4.3	15	25204-04	Roller, 8" battery	4	12 VOLT
4.3	15	25204-03	Roller, 13.5" battery	4	24 VOLT
4.3	16	22004-00	Axle	2	
4.3	17	11170-12	Nut	2	
4.3	18	11936-07	Washer, thrust	2	
4.3	19	26325-01	Bearing	2	
4.3	20	11016-06	Washer, flat	2	
4.3	21	11806-10	Nut, jam	2	
4.3	22	27575-00	Rod, cam follower	2	
4.3	23	11936-01	Washer, thrust	4	
4.3	24	25194-01	Bearing	2	
4.3	25	25170-00	Eccentric, adjustment	2	
4.3	26	11894-10	Screw, cap	2	

CLICK HERE TO **DOWNLOAD** THE COMPLETE MANUAL

- Thank you very much for reading the preview of the manual.
- You can download the complete manual from: www.heydownloads.com by clicking the link below



- Please note: If there is no response to CLICKING the link, please download this PDF first and then click on it.

CLICK HERE TO **DOWNLOAD** THE COMPLETE MANUAL