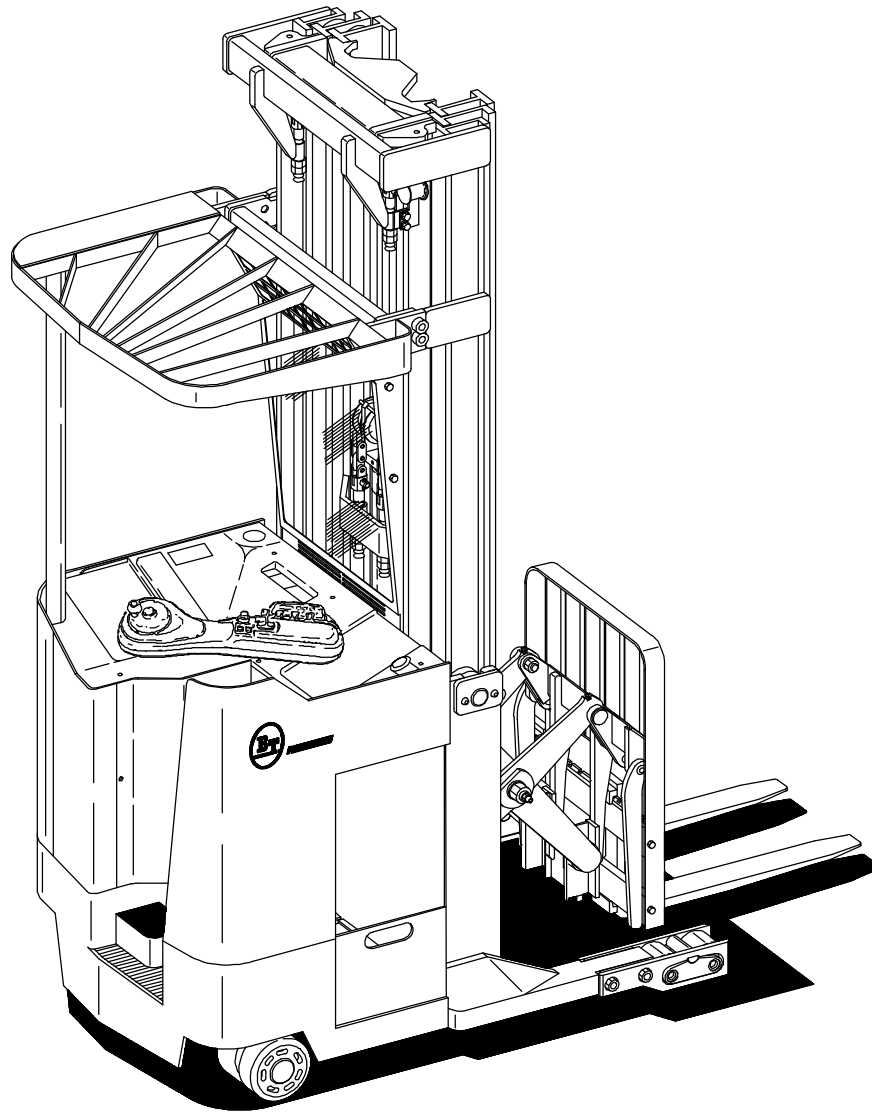




Quality Parts

## RRX35/45, RDX30, RSX40/50

Electric Electrical Stand-Up Rider Truck  
Effective Serial Number R\_X0027135001



- ⚠ WARNING** Read and observe all warnings on this unit before operating it.
- ⚠ WARNING** **DO NOT** operate this equipment unless all factory installed guards and shields are properly secured in place.

Part no: 306755-000

Date: August 26, 1997

CLICK HERE TO **DOWNLOAD** THE COMPLETE MANUAL


- Thank you very much for reading the preview of the manual.
- You can download the complete manual from: [www.heydownloads.com](http://www.heydownloads.com) by clicking the link below



- Please note: If there is no response to CLICKING the link, please download this PDF first and then click on it.

CLICK HERE TO **DOWNLOAD** THE COMPLETE MANUAL



**0340-006 Inspection covers**

ITEM #	PART #	NAME	# FOR ASSY.	UNITS
1	305370-000	Panel, <b>left hand</b> side <b>14.5" Battery</b>	1	<b>14.5" Battery</b>
1	305370-001	Panel, <b>left hand</b> side <b>16.5" Battery</b>	1	<b>16.5" Battery</b>
1	305370-002	Panel, <b>left hand</b> side <b>21.0" Battery</b>	1	<b>21.0" Battery</b>
*	50018-02	Nut, flanged	3	
*	21935	Screw, cap	1	
2	305346-000	Panel, side	1	
*	301827-020	Screw	2	
3	307678-000	Grill, fan	1	
3	307758-000	Cover, "EE"	1	
4	25536	Screw	4	
*	21035	Washer	4	
*	11813-03	Grommet	1	
5	20335	Screw	1	
6	11857-04	Washer	1	
7	305584-000	Latch	1	
8	20348	Washer, flat	1	
9	20130	Nut	1	
10	305343-000	Door	1	
*	20904-01	Bumper	1	
11	307372-000	Panel, <b>Right hand</b> side <b>14.5" Battery</b>	1	<b>14.5" Battery</b>
11	305372-001	Panel, <b>Right hand</b> side <b>16.5" Battery</b>	1	<b>16.5" Battery</b>
11	305372-002	Panel, <b>Right hand</b> side <b>21.0" Battery</b>	1	<b>21.0" Battery</b>
*	50018-02	Nut, flanged	3	
*	21935	Screw, cap	1	
*	20081	Nut	1	
12	305326-000	Dash  RED FLAG	1	
13	306908-000	Plug, hole	2	
14	301971-002	Screw	7	
*	301990-000	Washer, wear	7	
*	301991-000	Receptacle	7	
*	301989-000	Bar, mount	7	
15	307413-000	Panel, electrical cover	1	
*	29984	Screw	2	
*	29680	Screw	2	
*	14851-04	Nut, clip	4	
16	305578-000	Mount, <b>45°</b> operator console	1	<b>45°</b>
16	305578-000	Mount, <b>FWD</b> operator console	1	<b>FWD</b>
16	305581-000	Mount, <b>Side</b> operator console	1	<b>Side</b>
17	301827-020	Screw	4	
18	305478-000	Plate, electrical controller heat sink	1	<b>RRX35</b>
18	307368-000	Plate, electrical controller heat sink	1	<b>RRX45</b>

**0640-012 Driver controls (Brake pedal without brake on caster)  
RRX35 / RSX40**

<b>ITEM #</b>	<b>PART #</b>	<b>NAME</b>	<b># FOR ASSY.</b>	<b>UNITS</b>
*	307759-000	Pedal assembly	1	
1	305459-000	Pedal, brake	1	
2	305577-000	Bearing, flanged	2	
3	20904-01	Bumper	1	
4	305463-000	Bracket, brake	1	
5	305808-000	Spring, return	1	
6	305740-000	Stop, pedal	1	
7	305739-000	Plate	1	
8	301826-016	Screw	4	
9	301827-020	Screw	4	
10	307425-000	Potentiometer, brake (switch)	1	
11	301825-010	Screw	4	
12	306654-000	Mat, pedal	1	
13	-----	Nut, twin	1	
14	-----	Switch, brake	1	
15	-----	Screw	2	

**0850-003 Signs, warnings**

ITEM			# FOR	
#	PART #	NAME	ASSY.	UNITS
11	147126	Decal, <b>BT</b>	1	
12	145422	Decal, hydraulic function	1	
13	145423	Decal, sidershifter	1	
14	151844	Decal, <b>Left BT LOGO</b>	1	<b>Left</b>
15	151843	Decal, <b>Right BT LOGO</b>	1	<b>Right</b>
16	307016-000	Decal, <b>RRX35</b>	1	
16	307017-000	Decal, <b>RRX45</b>	1	
16	307418-000	Decal, <b>RDX30</b>	1	
16	307438-000	Decal, <b>RSX40</b>	1	
16	307439-000	Decal, <b>RSX50</b>	1	
17	306106-000	 Decal, <b>WARNING</b>	2	
18	306107-000	 Decal, <b>WARNING</b>	1	
19	NSS	Plate, <b>DATA</b>	1	
20	NSS	Plate, <b>UL</b>	1	
21	300771-001	Box, Manual	1	
22	306966-000	Decal, <b>WARNING</b>	1	
23	52-00279-00	Paint, <b>BT RED</b>	As Req'd.	
23	52-00257-00	Spray, <b>BT RED</b>	As Req'd.	
23	52-00220-00	Paint, <b>BT BLACK</b>	As Req'd.	
23	52-00224-00	Spray, <b>BT BLACK</b>	As Req'd.	
23	52-00237-00	Paint, <b>SAFETY YELLOW</b>	As Req'd.	
23	52-00260-00	Spray, <b>SAFETY YELLOW</b>	As Req'd.	
23	52-00247-00	Paint, <b>SAFETY ORANGE</b>	As Req'd.	
23	52-00276-00	Spray, <b>SAFETY ORANGE</b>	As Req'd.	
24	49262-00	Decal, special oil ( <b>Cold Storage</b> )	1	<b>Cold Storage</b>
*	306754-000	Manual, <b>OPERATOR'S</b>	1	
*	306755-000	Manual, <b>PARTS</b>	1	
*	306756-000	Manual, <b>SERVICE</b>	1	

**3530-002 Drive wheel**

Effective Serial Number 27091001 to 27161000

ITEM #	PART #	NAME	# FOR ASSY.	UNITS
1	305622-000	Tire, Urethane drive (RRX45/RSX50 only)	1	Urethane
1	305623-000	Tire, Rubber drive	1	Rubber
1	305624-000	Tire, Non-marking drive	1	Non-marking
1	305625-000	Tire, Bergougnan drive	1	Bergougnan
1	305626-000	Tire, Wiretex drive	1	Wiretex
1	305627-000	Tire, Walnut shell drive	1	Walnut shell
1	305628-000	Tire, Siped Rubber drive	1	Siped Rubber
1	306752-000	Tire, Vulkollan drive	1	Vulkollan
2	305621-000	Wheel, drive	1	
3	29875	Nut	7	
4	307749-000	Drive wheel assy. (RRX45/RSX50 only)	1	Urethane
4	307749-001	Drive wheel assembly, Rubber	1	Rubber
4	307749-002	Drive wheel assembly, Non-marking	1	Non-marking
4	307749-003	Drive wheel assembly, Bergougnan	1	Bergougnan
4	307749-004	Drive wheel assembly, Wiretex	1	Wiretex
4	307749-005	Drive wheel assembly, Walnut shell	1	Walnut shell
4	307749-006	Drive wheel assembly, Siped Rubber	1	Siped Rubber
4	307749-007	Drive wheel assembly, Vulkollan	1	Vulkollan



**3540-010 Support / swivel wheel (Braking caster)****RRX45 / RDX30 / RSX50**

ITEM			# FOR	
#	PART #	NAME	ASSY.	UNITS
1	22902	Lock, nut	1	
2	22903	Lockwasher	1	
3	49972-10	Ring, Nilos	1	
4	11205-027	Bearing	1	
5	28750	Screw, cap	2	
6	20528	Nut	2	
7	305362-000	Guide, spring	2	
8	306632-000	Spring	2	
9	29963	Screw, set	1	
10	20170	Nut	1	
11	26618	Screw, cap	1	
12	20170	Nut	1	
13	305355-000	Pivot, caster	1	
14	40993-01	Bearing, thrust	1	
15	-----	Caster assembly	1	
16	305455-000	Block	2	
17	11160-11	Fitting, grease	3	
18	307725-000	Bushing	2	
19	307606-000	Washer	2	
20	23955	Screw, cap	4	
21	306700-000	Shaft	1	
21	307614-000	Shaft (Cold Storage/Corrosion)	1	
22	306703-000	Bracket	1	
23	11695-06	Bearing, flanged	2	
24	11073-24	Pin, roll	1	
25	306707-000	Pivot	1	
25	307611-000	Pivot (Cold Storage/Corrosion)	1	
26	50004-03	Screw, cap	3	

**3560-000 Stabilizing wheel**

<b>ITEM #</b>	<b>PART #</b>	<b>NAME</b>	<b># FOR ASSY.</b>	<b>UNITS</b>
1	305620-000	Wheel, caster	1	

**5180-001 Current collector, cable drum**

<b>ITEM #</b>	<b>PART #</b>	<b>NAME</b>	<b># FOR ASSY.</b>	<b>UNITS</b>
1	301827-020	Screw, cap	1	
2	50000-13	Washer, flat	1	
3	307567-000	Strap, static (Cut to length)	1	

**5200-001 Instrument panel**

<b>ITEM #</b>	<b>PART #</b>	<b>NAME</b>	<b># FOR ASSY.</b>	<b>UNITS</b>
11	143110	Display	1	
*	306796-000	Grommet. spite	1	
*	11813-17	Grommet	1	

**5360-002 Relay, electrical modules**

<b>ITEM #</b>	<b>PART #</b>	<b>NAME</b>	<b># FOR ASSY.</b>	<b>UNITS</b>
01	307437-000	Module, block	As Req'd.	
*	301826-030	Screw	As Req'd.	

**5440-000 Direction contactors**

<b>ITEM #</b>	<b>PART #</b>	<b>NAME</b>	<b># FOR ASSY.</b>	<b>UNITS</b>
1	305654-000	Contactora assembly, <b>24 Volt</b> Forward/Rearward	1	<b>24 Volt</b>
1	305654-001	Contactora assembly, <b>36 Volt</b> Forward/Rearward	1	<b>36 Volt</b>
2	23006	Screw	2	
3	306720-000	Contactora, <b>24 Volt</b>	2	<b>24 Volt</b>
3	306721-000	Contactora, <b>36 Volt</b>	2	<b>36 Volt</b>
4	NSS	Base	1	
5	306719-000	Kit, service	2 Kits	

**5550-001 Electromagnetic valve (Manifold assembly)**

<b>ITEM #</b>	<b>PART #</b>	<b>NAME</b>	<b># FOR ASSY.</b>	<b>UNITS</b>
*	306611-000	Manifold assembly <b>(No Sideshifter)</b>	1	
*	306611-001	Manifold assembly <b>(With Sideshifter)</b>	1	
1	304794-000	Coil	3	
2	304795-000	Valve, BI-Directional	3	
3	304797-000	Coil	1	
4	304798-000	Valve, N.C.	1	
5	NA	Body	1	

CLICK HERE TO **DOWNLOAD** THE COMPLETE MANUAL

- Thank you very much for reading the preview of the manual.
- You can download the complete manual from: [www.heydownloads.com](http://www.heydownloads.com) by clicking the link below



- Please note: If there is no response to CLICKING the link, please download this PDF first and then click on it.

CLICK HERE TO **DOWNLOAD** THE COMPLETE MANUAL

**5810-011 Pump motor****RRX35 / RSX40**

<b>ITEM</b>			<b># FOR</b>	<b>UNITS</b>
<b>#</b>	<b>PART #</b>	<b>NAME</b>	<b>ASSY.</b>	
*	307327-000	Motor assembly, <b>24 Volt</b> pump	1	<b>24 Volt</b>
*	307328-000	Motor assembly, <b>36 Volt</b> pump	1	<b>36 Volt</b>
1	307778-000	Retaining ring, <b>24 Volt</b>	1	<b>24 Volt</b>
1	307549-000	Retaining ring, <b>36 Volt</b>	1	<b>36 Volt</b>
*	307550-000	Package, retainer & seal	1	
*	307551-000	Package, terminal stud	1	
2	307545-000	Bearing	1	
3	307548-000	Head assembly, drive	1	
4	307552-000	Fan	1	
5	307776-000	Armature assembly, <b>24 Volt</b>	1	<b>24 Volt</b>
5	307539-000	Armature assembly, <b>36 Volt</b>	1	<b>36 Volt</b>
6	307777-000	Field coil assembly, <b>24 Volt</b>	1	<b>24 Volt</b>
6	307547-000	Field coil assembly, <b>36 Volt</b>	1	<b>36 Volt</b>
*	300193-000	Package, pole shoe screw	1	
7	307543-000	Set, brush	1	
8	307544-000	Set, spring	1	
9	307542-000	Plate assembly, brush	1	
10	307541-000	Lead assembly	1	
11	307545-000	Bearing	1	
12	307546-000	Spring, washer	1	
13	307540-000	Head assembly, C.E.	1	
14	307553-000	Package, fan cowl	1	
14	307554-000	Headband assembly	1	
14	307718-000	Band, <b>“EE”</b> cover	1	<b>“EE”</b>

**6110-006 Hydraulic tank**

<b>ITEM #</b>	<b>PART #</b>	<b>NAME</b>	<b># FOR ASSY.</b>	<b>UNITS</b>
01	305563-000	Tank, hydraulic (L=14 in. (356 mm))	1	
01	306901-000	Tank, hydraulic (L=16 in. (406 mm))	1	

**6125-012 Hoses, pipes, connections, mounting points (Reach, sideshifter cylinder)  
WRX30/RRX35**

<b>ITEM #</b>	<b>PART #</b>	<b>NAME</b>	<b># FOR ASSY.</b>	<b>UNITS</b>
1	49656-08	Fitting, adapter	2	
*	12318-05	Plug, <b>No Sideshifter</b> (9/16-18)	2	
2	306181-000	Hose assembly	1	
3	306180-000	Hose assembly	1	
4	49656-00	Fitting, adapter	4	
*	12318-03	Plug, <b>No Sideshifter</b> (7/16-20)	4	
5	306178-000	Hose assembly	1	
6	306177-000	Hose assembly	1	
7	49653-08	Elbow, 90°	2	



**6125-031 Hoses, pipes, connections, mounting points (Reach, sideshifter cylinder)  
RRX45**

<b>ITEM #</b>	<b>PART #</b>	<b>NAME</b>	<b># FOR ASSY.</b>	<b>UNITS</b>
1	307409-003	Fitting, adapter	2	
*	12318-05	Plug, <b>No Sideshifter</b>	2	
2	49617-05	Hose	1	
3	307412-003	Elbow, 90°	1	
4	307411-001	Elbow, 45°	1	
5	49617-00	Hose	1	

**6125-037 Hoses, pipes, connections, mounting points (Three stage mast)****RRX45 / RDX30 / RSX50**

<b>ITEM #</b>	<b>PART #</b>	<b>NAME</b>	<b># FOR ASSY.</b>	<b>UNITS</b>
1	307013-004	Hose assembly, chassis end <b>95/210</b>	1	<b>95/210</b>
1	307013-005	Hose assembly, chassis end <b>107/240</b>	1	<b>107/240</b>
1	307013-006	Hose assembly, chassis end <b>114/258</b>	1	<b>114/258</b>
1	307013-007	Hose assembly, chassis end <b>119/270</b>	1	<b>119/270</b>
1	307013-008	Hose assembly, chassis end <b>131/300</b>	1	<b>131/300</b>
1	307013-009	Hose assembly, chassis end <b>143/330</b>	1	<b>143/330</b>
1	307013-010	Hose assembly, chassis end <b>155/360</b>	1	<b>155/360</b>
1	307013-011	Hose assembly, chassis end <b>167/390</b>	1	<b>167/390</b>
1	307013-012	Hose assembly, chassis end <b>172/402</b>	1	<b>172/402</b>
2	307261-000	Hose assembly, middle <b>95/210</b>	1	<b>95/210</b>
2	307261-001	Hose assembly, middle <b>107/240</b>	1	<b>107/240</b>
2	307261-002	Hose assembly, middle <b>114/258</b>	1	<b>114/258</b>
2	307261-003	Hose assembly, middle <b>119/270</b>	1	<b>119/270</b>
2	307261-004	Hose assembly, middle <b>131/300</b>	1	<b>131/300</b>
2	307261-005	Hose assembly, middle <b>143/330</b>	1	<b>143/330</b>
2	307261-006	Hose assembly, middle <b>155/360</b>	1	<b>155/360</b>
2	307261-007	Hose assembly, middle <b>167/390</b>	1	<b>167/390</b>
2	307261-008	Hose assembly, middle <b>172/402</b>	1	<b>172/402</b>
3	307445-000	Hose assembly, fork end <b>95/210</b>	1	<b>95/210</b>
3	307445-001	Hose assembly, fork end <b>107/240</b>	1	<b>107/240</b>
3	307445-002	Hose assembly, fork end <b>114/258</b>	1	<b>114/258</b>
3	307445-003	Hose assembly, fork end <b>119/270</b>	1	<b>119/270</b>
3	307445-004	Hose assembly, fork end <b>131/300</b>	1	<b>131/300</b>
3	307445-005	Hose assembly, fork end <b>143/330</b>	1	<b>143/330</b>
3	307445-006	Hose assembly, fork end <b>155/360</b>	1	<b>155/360</b>
3	307445-007	Hose assembly, fork end <b>167/390</b>	1	<b>167/390</b>
3	307445-008	Hose assembly, fork end <b>172/402</b>	1	<b>172/402</b>

**6125-044 Hoses, pipes, connections, mounting points (Double reach, tilt cylinders)  
RDX30**

ITEM #	PART #	NAME	# FOR ASSY.	UNITS
1	307412-007	Elbow, 90°	1	
2	-----	Manifold	1	
3	307409-003	Adapter	1	
4	306912-000	Elbow, 90°	1	
5	49643-24	Hose <b>(No Sideshifter)</b>	2	
5	49561-00	Hose <b>(With Sideshifter)</b>  RED FLAG	2	 RED FLAG
6	305840-000	Elbow, 90° bulkhead	2	
7	49617-10	Hose	1	
8	49617-09	Hose	1	
9	305839-000	Tee	1	
10	307407-000	Adapter	1	
11	42026-00	Screw, set	1	
12	-----	Tilt cylinder assembly	2	
13	42025-00	Adapter	1	
14	49617-11	Hose	1	
15	49617-12	Hose	1	
16	307410-001	Tee	1	

**7105-001 Mast pivot**

<b>ITEM #</b>	<b>PART #</b>	<b>NAME</b>	<b># FOR ASSY.</b>	<b>UNITS</b>
1	305722-000	Plate, mast mounting	1	
2	29983	Screw	2	

**7210-000 Sideshifter / fork spreader**

<b>ITEM #</b>	<b>PART #</b>	<b>NAME</b>	<b># FOR ASSY.</b>	<b>UNITS</b>
*	41949-00	Sideshifter Assembly, <b>4 inch Stroke</b>	1	<b>4" Stroke</b>
*	41949-01	Sideshifter Assembly, <b>6 inch Stroke</b>	1	<b>6" Stroke</b>
*	41949-02	Sideshifter Assembly, <b>8 inch Stroke</b>	1	<b>8" Stroke</b>
1	301790-007	Slide, top	5	
2	301790-019	Anchor, cylinder	1	
3	301790-008	Spacer	1	
4	49653-08	Fitting, 90°	2	
5	301790-009	Ring, retainer	1	
6	301790-006	Slide, lower	2	
7	301790-005	Nut	4	
8	301790-004	Hook, lower	2	
9	301790-002	Screw, set	2	
10	301790-001	Screw	4	
11	301790-003	Lockwasher	4	
12	NA	Frame, sideshifter	1	
13	301790-010	Nut	1	
14	301790-011	Spacer	1	
15	301790-012	Cylinder assembly, <b>4" Center Stroke</b>	1	<b>4" Stroke</b>
15	301790-013	Cylinder assembly, <b>6" Center Stroke</b>	1	<b>6" Stroke</b>
15	301790-014	Cylinder assembly, <b>8" Center Stroke</b>	1	<b>8" Stroke</b>
16K	NSS	Spacer, nylon	1	
17	301790-017	Spacer	1	
18K	NSS	Seal, gland	1	
19	301790-016	Retainer, wiper	1	
20K	NSS	Wiper, rod	1	
21	301790-015	Ring, retainer	1	
K	301790-018	Kit, seal	1	
		(Contains Items Marked With "K")	1	

**7310-008 Lift cylinder (three stage mast staging cylinder)  
RRX35 / RSX40**

<b>ITEM #</b>	<b>PART #</b>	<b>NAME</b>	<b># FOR ASSY.</b>	<b>UNITS</b>
*	304100-021	Cylinder assembly, <b>1 port 89/192</b>	1	<b>89/192</b>
*	304100-023	Cylinder assembly, <b>1 port 95/210</b>	1	<b>95/210</b>
*	304100-025	Cylinder assembly, <b>1 port 107/140</b>	1	<b>107/140</b>
*	304100-027	Cylinder assembly, <b>1 port 119/270</b>	1	<b>119/270</b>
*	304100-020	Cylinder assembly, <b>2 ports 89/192</b>	1	<b>89/192</b>
*	304100-022	Cylinder assembly, <b>2 ports 95/210</b>	1	<b>95/210</b>
*	304100-024	Cylinder assembly, <b>2 ports 107/140</b>	1	<b>107/140</b>
*	304100-026	Cylinder assembly, <b>2 port 119/270</b>	1	<b>119/270</b>
1	49548-00	Screw	1	
2	11897-03	Washer, seal	1	
3	304263-017	Tube cylinder, <b>1 port 89/192</b>	1	<b>89/192</b>
3	304263-007	Tube cylinder, <b>1 port 95/210</b>	1	<b>95/210</b>
3	304263-009	Tube cylinder, <b>1 port 107/140</b>	1	<b>107/140</b>
3	304263-011	Tube cylinder, <b>1 port 119/270</b>	1	<b>119/270</b>
4	304263-016	Tube cylinder, <b>2 ports 89/192</b>	1	<b>89/192</b>
4	304263-006	Tube cylinder, <b>2 ports 95/210</b>	1	<b>95/210</b>
4	304263-008	Tube cylinder, <b>2 ports 107/140</b>	1	<b>107/140</b>
4	304263-010	Tube cylinder, <b>2 ports 119/270</b>	1	<b>119/270</b>
5	29830-00	Plugger assembly	1	
6	29635-00	Spring	1	
7	49274-10	Plug	1	
8	12391-10	O ring	1	
9K	NSS	Ring, wear	2	
10	29634-00	Piston	2	
11	27892-00	Ring, retainer	1	
12	304101-010	Rod cylinder, <b>89/192</b>	1	<b>89/192</b>
12	304101-011	Rod cylinder, <b>95/210</b>	1	<b>95/210</b>
12	304101-012	Rod cylinder, <b>107/140</b>	1	<b>107/140</b>
12	304101-013	Rod cylinder, <b>119/270</b>	1	<b>119/270</b>
13K	NSS	O ring	1	
14	29630-00	Bearing	1	
15K	NSS	Seal, rod	1	
16K	NSS	Wiper	1	
K	307993-000	Kit, seal	1	

(Contains Items Marked With "K")

**7320-004 Tilt cylinder (Single reach)****RRX45**

<b>ITEM</b>			<b># FOR</b>	<b>UNITS</b>
<b>#</b>	<b>PART #</b>	<b>NAME</b>	<b>ASSY.</b>	
1	11073-29	Pin, roll	2	
2	11857-04	Washer	4	
3	22014-02	Bearing	2	
4	40408-00	Pin	2	
5	13813-31	Pin	2	
6	11073-04	Pin, roll	2	
7	41559-00	Tilt cylinder assembly, <b>Right</b>	1	<b>Right</b>
7	41469-00	Tilt cylinder assembly, <b>Left</b>	1	<b>Left</b>
8	11020-34	Bearing	1	
9	41558-00	Tube, <b>Right hand</b> cylinder	1	<b>Right</b>
9	41470-00	Tube, <b>Left hand</b> cylinder	1	<b>Left</b>
10	31057-04	Retainer	1	
11	14908-08	Nut	1	
12	11016-27	Washer, flat	1	
13K	NSS	Ring, guide	1	
14	41472-00	Piston	1	
15K	NSS	O ring	1	
16K	NSS	Ring, sealing	1	
17K	NSS	O ring	1	
18K	NSS	O ring	1	
19K	NSS	Ring, sealing	1	
20	41222-00	Bearing	1	
21K	NSS	Ring, guide	1	
22K	NSS	Seal, rod	1	
23K	NSS	Wiper, rod	1	
24	41221-00	Rod, cylinder	1	
25	11806-12	Nut	1	
26	40570-00	Clevis	1	
K	41213-00	Kit, seal	1	
(Contains Items Marked with "K")				

**7410-000 Fork, carpet boom, hook**

ITEM			# FOR	
#	PART #	NAME	ASSY.	UNITS
*	25008-01	Fork Assembly, <b>30"</b> (1.75" THICK)	2	<b>30" long</b>
*	25008-02	Fork Assembly, <b>36"</b> (1.75" THICK)	2	<b>36" long</b>
*	25008-03	Fork Assembly, <b>42"</b> (1.75" THICK)	2	<b>42" long</b>
*	25008-04	Fork Assembly, <b>48"</b> (1.75" THICK)	2	<b>48" long</b>
*	25008-05	Fork Assembly, <b>54"</b> (1.75" THICK)	2	<b>54" long</b>
*	25008-06	Fork Assembly, <b>60"</b> (1.75" THICK)	2	<b>60" long</b>
1K	NSS	Pin, roll	1	
2K	NSS	Handle	1	
3K	NSS	Spring	1	
4K	NSS	Pin	1	
5	NA	Fork	1	
K	200843	Pin assembly (Contains Items Marked with "K")	1	

## 9310-002 Load indicator

## RRX45 / RDX30 / RSX50

ITEM #	PART #	NAME	# FOR ASSY.	UNITS
1	307143-000	Support	1	
2	306423-000	Cover	1	
3	307144-000	Anchor, bottom	1	
4	306453-000	Spring	1	
5	137647	Roller	1	
6	21425	Bearing	1	
7	20610	Ring, retainer	1	
8	20004	Ring, locking	1	
9	137646	Mount, bearing	1	
10	20404	Washer	1	
11	20078	Screw	1	
12	137651	Arm	1	
13	28715	Screw	3	
14	23181	Screw, set	1	
15	145608	Sensing device	1	
16	302120-008	Screw	2	
17	301960-006	Nut	2	
18	21708	Screw	2	
19	306455-004	Cable, <b>95/210</b>	1	<b>95/210</b>
19	306455-005	Cable, <b>107/240</b>	1	<b>107/240</b>
19	306455-006	Cable, <b>114/258</b>	1	<b>114/258</b>
19	306455-007	Cable, <b>119/270</b>	1	<b>119/270</b>
19	306455-008	Cable, <b>131/300</b>	1	<b>131/300</b>
19	306455-009	Cable, <b>143/330</b>	1	<b>143/330</b>
19	306455-010	Cable, <b>155/360</b>	1	<b>155/360</b>
19	306455-011	Cable, <b>167/390</b>	1	<b>167/390</b>
19	306455-012	Cable, <b>172/402</b>	1	<b>172/402</b>
20	20259	Screw	2	

CLICK HERE TO **DOWNLOAD** THE COMPLETE MANUAL

- Thank you very much for reading the preview of the manual.
- You can download the complete manual from: [www.heydownloads.com](http://www.heydownloads.com) by clicking the link below



- Please note: If there is no response to CLICKING the link, please download this PDF first and then click on it.

CLICK HERE TO **DOWNLOAD** THE COMPLETE MANUAL