


HD 21

Crawler Tractor

PARTS CATALOG

Prior to Serial No. 12501



FORM 70650203
Reprint 1-90

CLICK HERE TO **DOWNLOAD** THE COMPLETE MANUAL

- Thank you very much for reading the preview of the manual.
- You can download the complete manual from: www.heydownloads.com by clicking the link below



- Please note: If there is no response to CLICKING the link, please download this PDF first and then click on it.

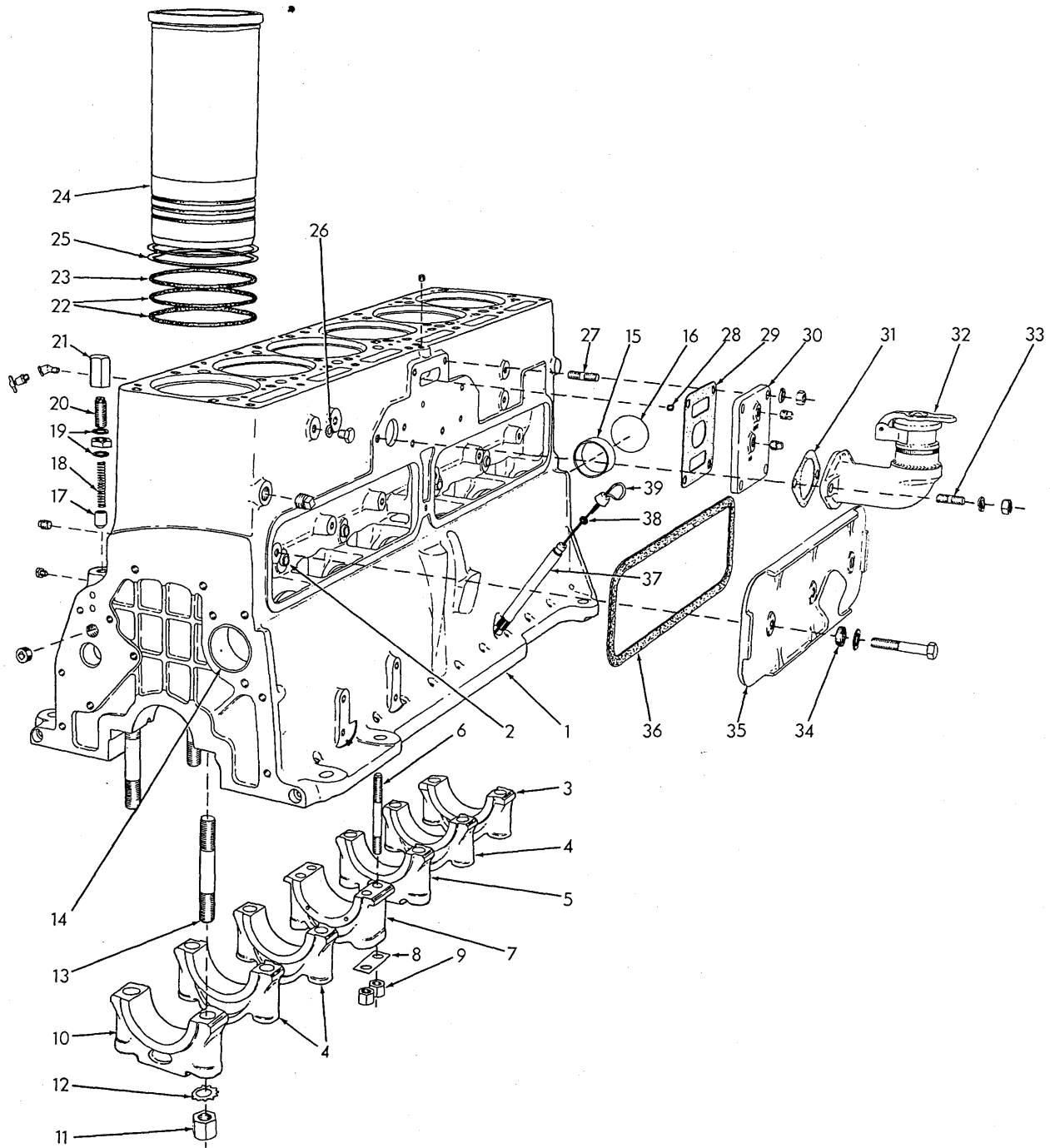
CLICK HERE TO **DOWNLOAD** THE COMPLETE MANUAL

PACKAGED PARTS

PACKAGE
NUMBER

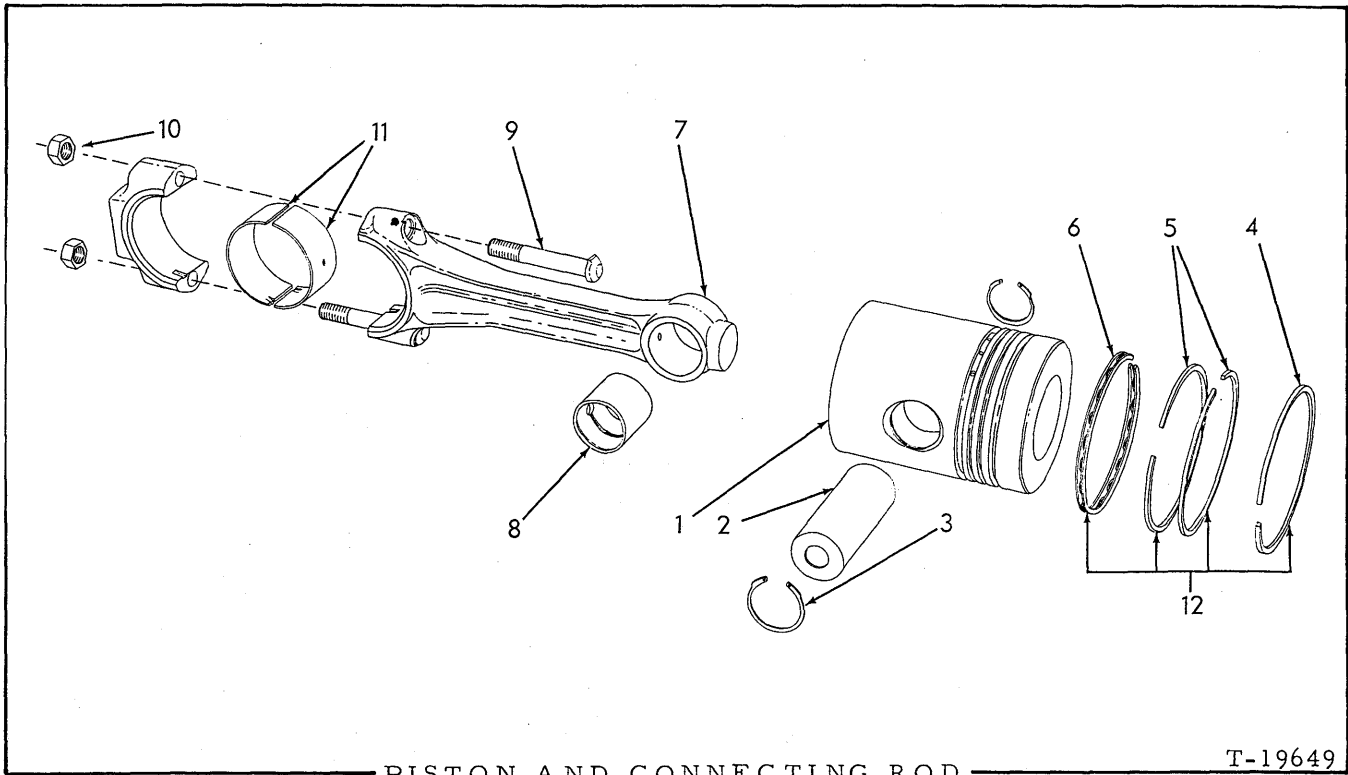
DESCRIPTION

-----		CLUTCH KIT, over-running, torque converter (See page 297)
-----		ELEMENT KITS, filter and breather (See HYDRAULIC TANK section)
-----		FILTER KIT, hydraulic system fluid (See SHOVEL PORTABLE FILTER)
4377389		GASKET KIT, cylinder head (Tractors prior to serial No. 9001)(HDS-844 series engine)
	1	4361537 GASKET, (Not for HD21. Discard)
	4	4364131 WASHER, sealing, rocker cover nut
	1	4366244 GASKET, exhaust flange
	2	4371054 GASKET, cylinder head
	1	4371897 GASKET, water manifold connecting
	2	4375720 GASKET, rocker cover
	12	4375865 GASKET, intake and exhaust manifold
	2	4376430 GASKET, breather connector
	1	4376520 GASKET, thermostat cover
	1	4386137 GASKET, upper water by-pass line
	6	4511204 GASKET, injection nozzle
	1	4660344 GASKET (Not for HD21. Discard)
	6	4660355 GASKET, water manifold to head
4377386		GASKET KIT, cylinder head (Tractors serial No. 9001 thru No. 11000) (HDT-844 series engine)
	1	4361551 GASKET, air intake elbow
	4	4364131 WASHER, sealing, rocker cover nut
	2	4371054 GASKET, cylinder head
	1	4371897 GASKET, water manifold connecting
	1	4374774 GASKET, air intake elbow
	1	4374848 GASKET, turbocharger to exhaust manifold
	2	4375720 GASKET, rocker cover
	12	4375865 GASKET, intake and exhaust manifold
	2	4376430 GASKET, breather connector
	1	4376520 GASKET, thermostat cover
	1	4386137 GASKET, upper water by-pass line
	6	4511204 GASKET, injection nozzle
	1	4641412 GASKET, turbocharger oil drain tube
	6	4660355 GASKET, water manifold to head
4386740		GASKET KIT cylinder head (Tractors serial No. 11001 and up)(21000 series engine)
	8	917806 SLEEVE, fuel line
	1	4361551 GASKET, air intake elbow
	1	4362458 GASKET, upper water by-pass tube
	1	4366244 GASKET, exhaust flange (Discard. Not for HD21)
	12	4375865 GASKET, intake and exhaust manifold
	6	4376483 GASKET, water manifold to head
	1	4376520 GASKET, thermostat cover
	1	4376527 GASKET, water manifold connecting
	2	4376578 GASKET, cylinder head lower cover
	2	4376656 GASKET, breather connector
	4	4376749 WASHER, rocker cover nut
	6	4378031 GASKET, injection nozzle
	2	4379026 GASKET, rocker cover
	2	4379167 GASKET, center exhaust manifold
	1	4386137 GASKET, water by-pass tube
	2	4386310 GASKET, cylinder head
	2	4386370 GASKET, cylinder head



CYLINDER BLOCK (First type)

T-13105



USAGE: Tractors serial No. 11001 and up (21000 series engine)

* Engines prior to serial No. 21-3601
 ** Engines serial No. 21-3601 and up

ITEM	PART NO.	QTY.		DESCRIPTION
		*	**	
1	4376615	6	-	PISTON (5-ring)(Used prior to engine #21-3503. If full set required order PISTON 4385734 and RING SET 4388359)
	4379657	6	-	PISTON (4- ring, 7 lb.)(Effective with engine #21-3503. If full set required order PISTON 4385734 and RING SET 4388359)
	4385734	-	6	□PISTON (4- ring, 6-1/2 lb.)
2	4385424	6	6	□PIN, piston
3	4253643	12	12	□RETAINER, piston pin
4	4376623	6	-	RING, compression (top groove, tapered type) (Used prior to engine #21-3503)
	4379658	6	-	RING, compression (top groove, 1/8" wide) (Effective with engine #21-3503)
	-----	-	6	RING, compression (top groove, 1/8" wide, grooved face)(Order item 12)
5	4378376	12	-	RING, compression (2nd and 3rd grooves)(See item 12)
	-----	-	12	RING, compression (2nd and 3rd grooves, grooved face)(Order item 12)

See item 12

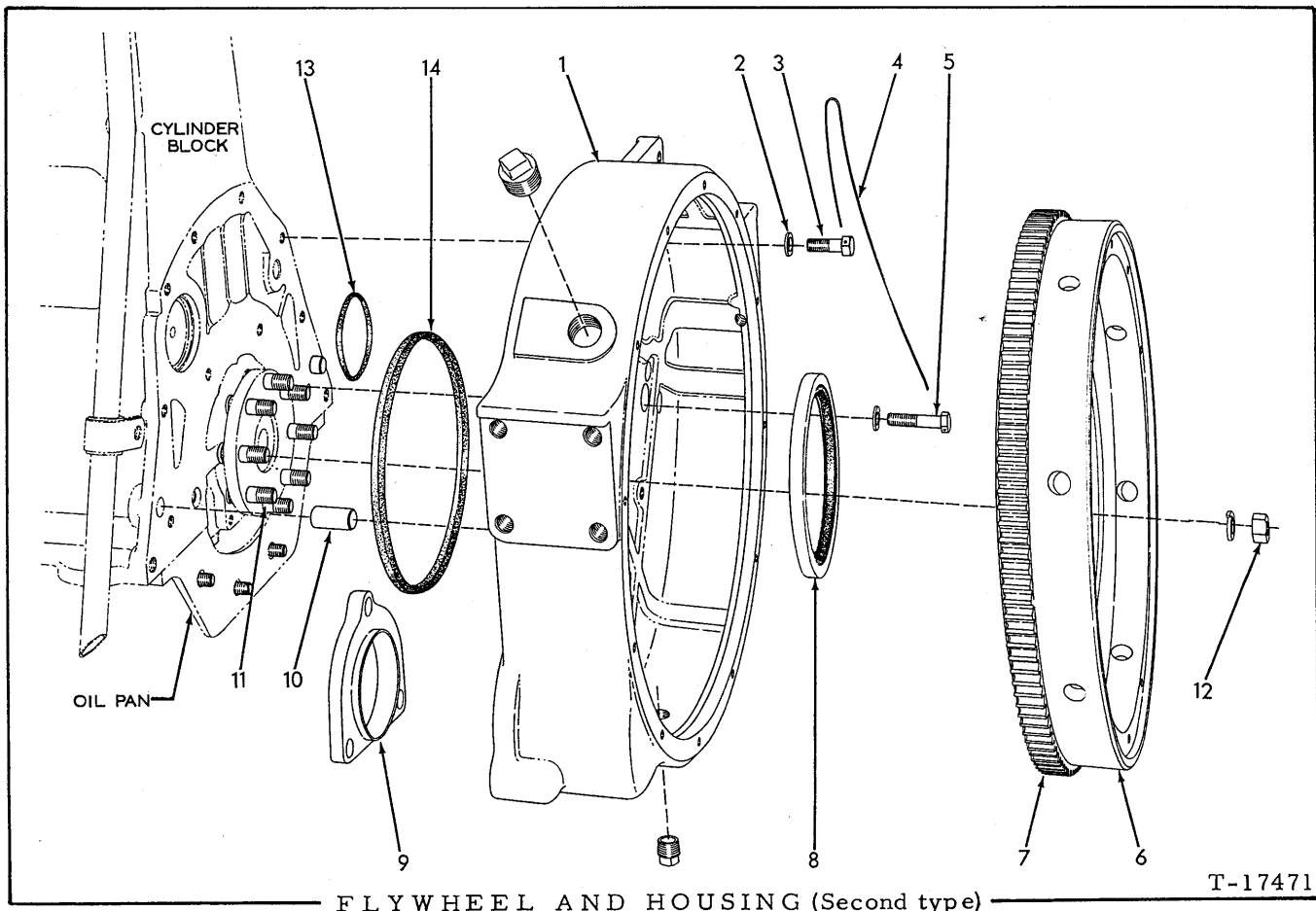
□Also see PACKAGED PARTS

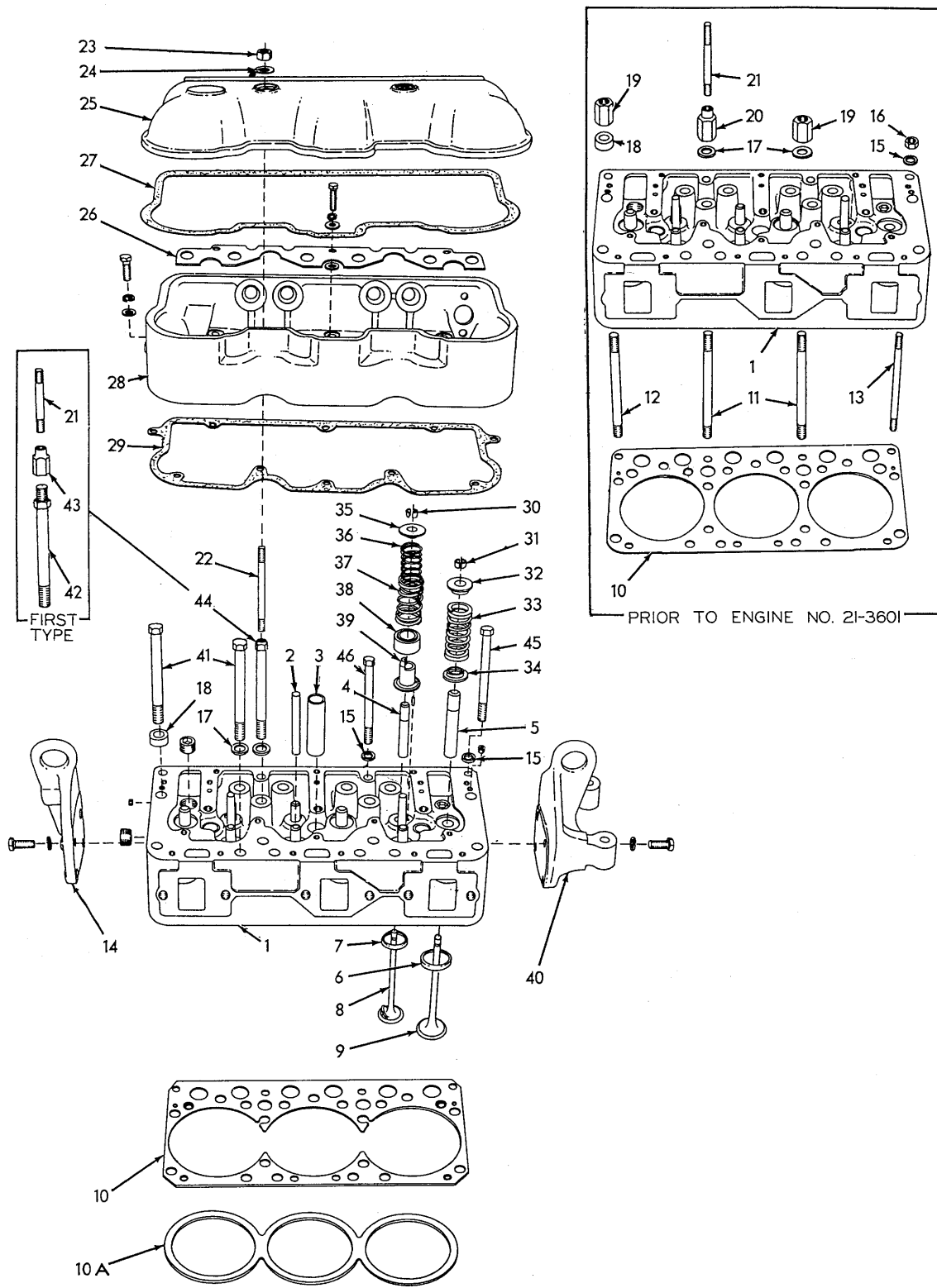
(Continued)

FLYWHEEL AND HOUSING (First type)(Continued)

ITEM	PART NO.	QTY.	DESCRIPTION
9	-----	1	ADAPTOR, starting motor (See STARTER)
10	4303737	1	COVER, flywheel housing
	919223	3	• CAPSCREW, 5/8"NC x 5/8"
	904209	3	LOCKWASHER, 5/8"
11	4375625	1	SEAL, oil, rear crankcase
12	4362641	1	HOUSING, crankcase rear oil seal
	903638	4	CAPSCREW, 1/2"NC x 1-1/4"
	913717	4	CAPSCREW, 1/2"NC x 1-1/8"
	904208	8	LOCKWASHER, 1/2"
13	4660429	1	□ GASKET, rear oil seal housing
14	4303038	2	DOWEL, rear oil seal housing
15	4389201	8	BOLT, flywheel
	904209	8	LOCKWASHER, 5/8"
16	4388204	8	NUT, 5/8"NF
17	4254041	8	RING, sealing, flywheel bolt (Discontinued since is not necessary)

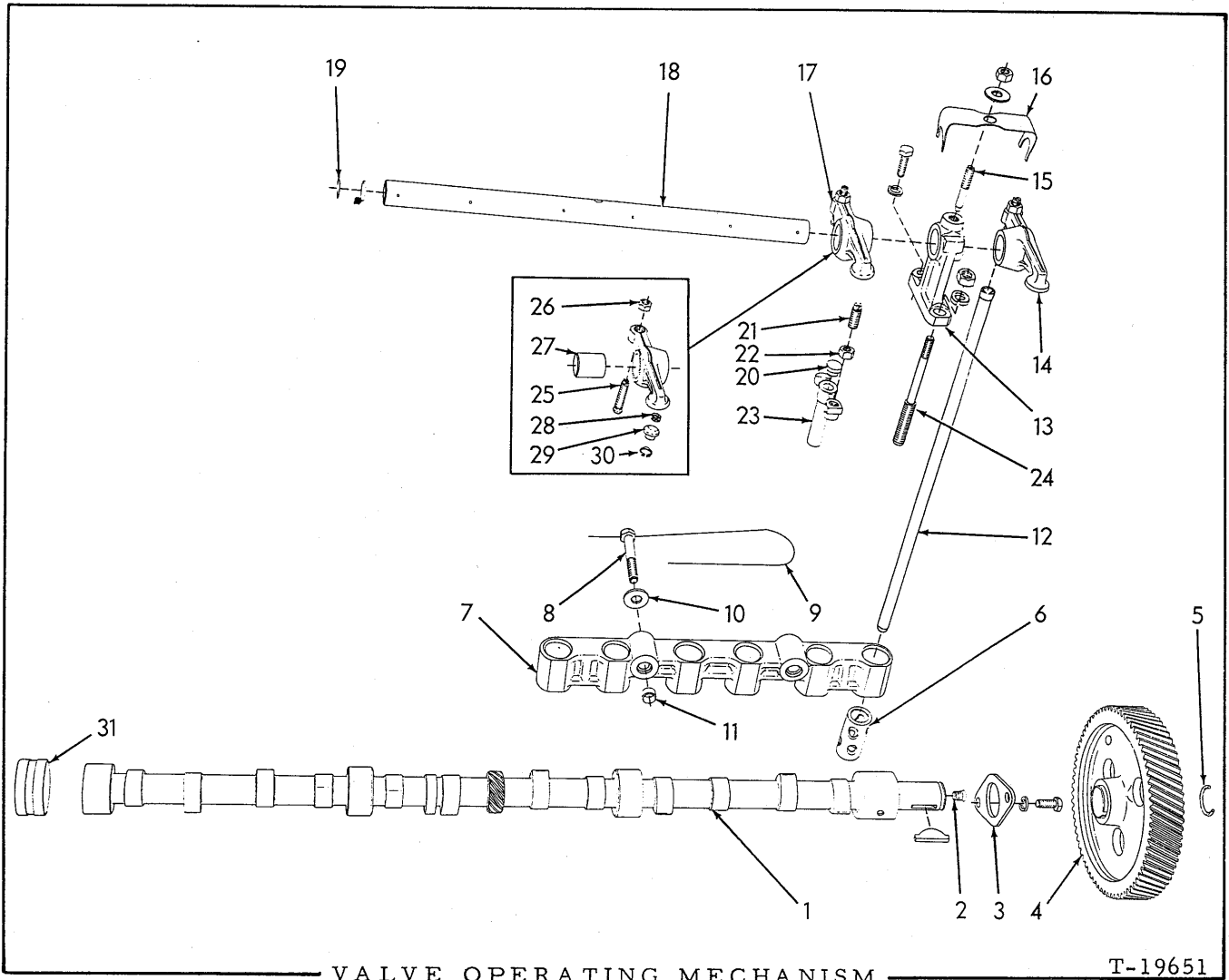
□ Also see PACKAGED PARTS





CYLINDER HEAD (Second type)

T-33428



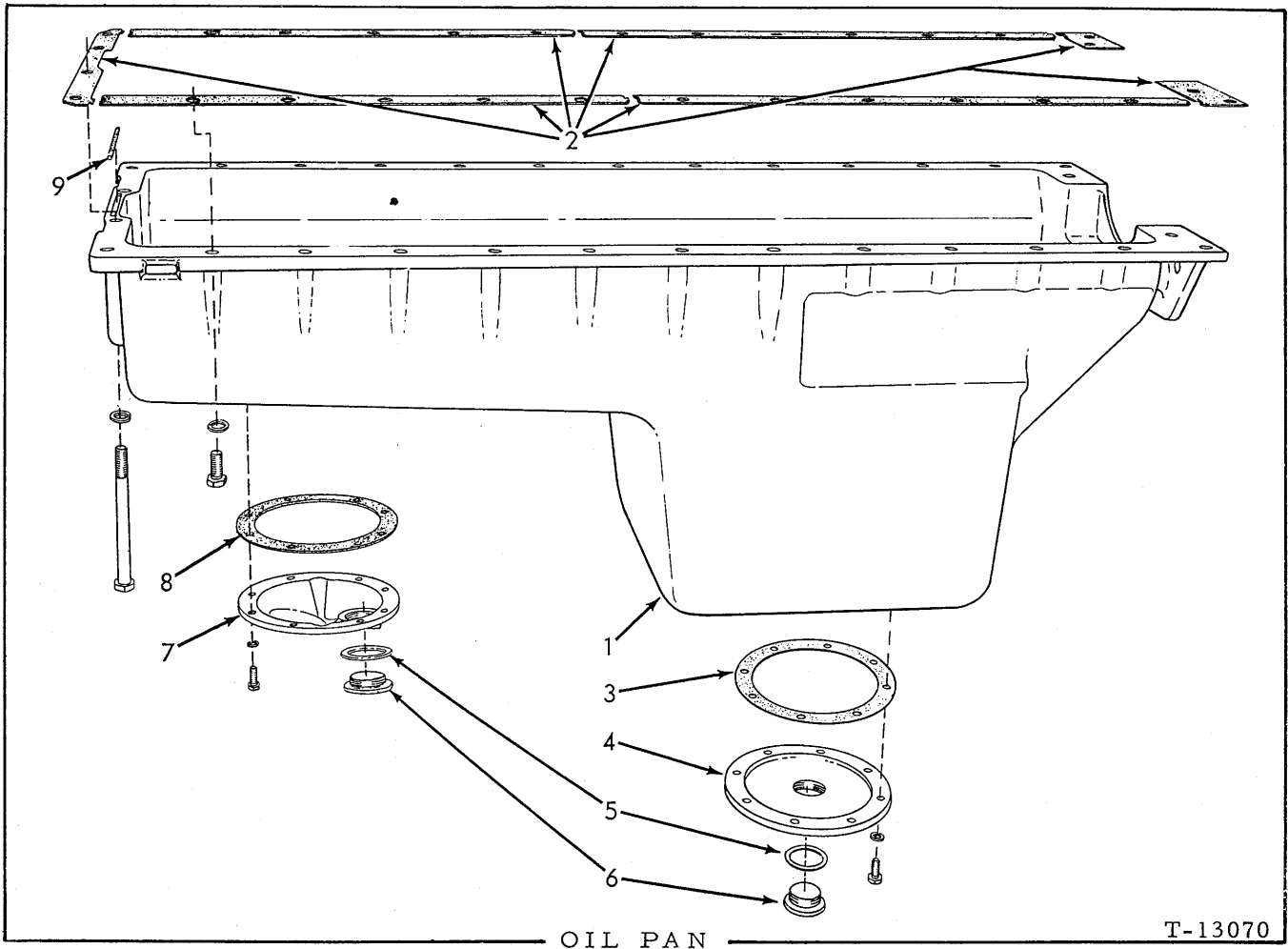
VALVE OPERATING MECHANISM

T-19651

USAGE: Tractors serial No. 11001 and up

ITEM	PART NO.	QTY.	DESCRIPTION
1	4389931	1	CAMSHAFT
	923738	1	KEY, hi-pro, 5/16" x 2-1/8"
2	4001318	1	PLUG, camshaft oil hole
3	4660390	1	PLATE, thrust (13/64" thick)(Original equipment)
	903637	2	CAPSCREW, 1/2"NC x 1"
	904208	2	LOCKWASHER, 1/2"
3	4386776	1	PLATE, thrust (21/64" thick)(Service replacement only. See item 4)
	903638	2	CAPSCREW, 1/2"NC x 1-1/4"
	904208	2	LOCKWASHER, 1/2"
4	-----	1	GEAR, camshaft (Original equipment. Order GEAR 4389053, PLATE 4386776, SPACER 4387469 and 2 CAPSCREWS 903638)
	4389053	1	GEAR, camshaft (Service replacement only)
	4387469	1	SPACER, camshaft gear (11/32" thick)(Used with GEAR 4389053 only)
5	4254295	1	RING, snap, gear retaining

(Continued)

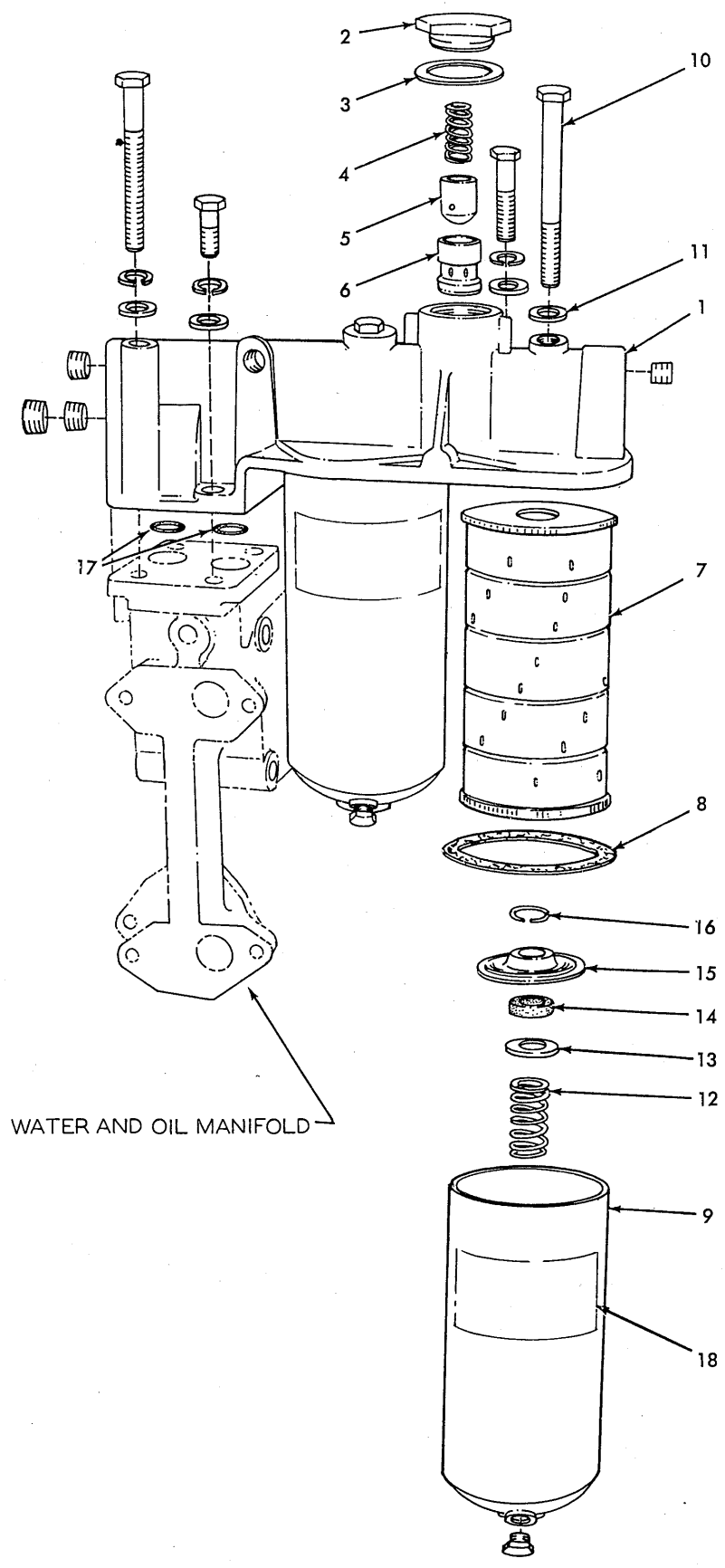


ITEM	PART NO.	QTY.	DESCRIPTION
1	4379123	1	PAN, oil (If required for engines prior to #81455 also order PLUG 035250, GASKET 035249 and items 9 thru 11)
	915666	28	CAPSCREW, 1/2"NC x 1-3/8"
	910258	2	CAPSCREW, 1/2"NC x 6"
	904208	30	LOCKWASHER, 1/2"
2	4365129	1	GASKET SET, oil pan
3	4371289	1	□ GASKET, rear clean-out hole plate
4	4371255	1	PLATE, rear clean-out hole
	903630	8	CAPSCREW, 3/8"NC x 1"
	904206	8	LOCKWASHER, 3/8"
5	035249	1	□ GASKET, rear drain plug
6	035250	1	PLUG, rear oil drain
7	226408	1	PLUG, front oil drain (7/8"NF thd.)(Engines #81455 thru #83357)
	035250	1	PLUG, front oil drain (1-1/2"NF thd.)(Effective with engine #83358)
8	226012	1	GASKET, front oil drain plug (7/8" I. D.)(Engines #81455 thru #83357)
	035249	1	□ GASKET, front oil drain plug (1-1/2" I. D.)(Effective with engine #83358)

□ Also see PACKAGED PARTS
(Continued)

OIL COOLER AND BY-PASS VALVE (Continued)

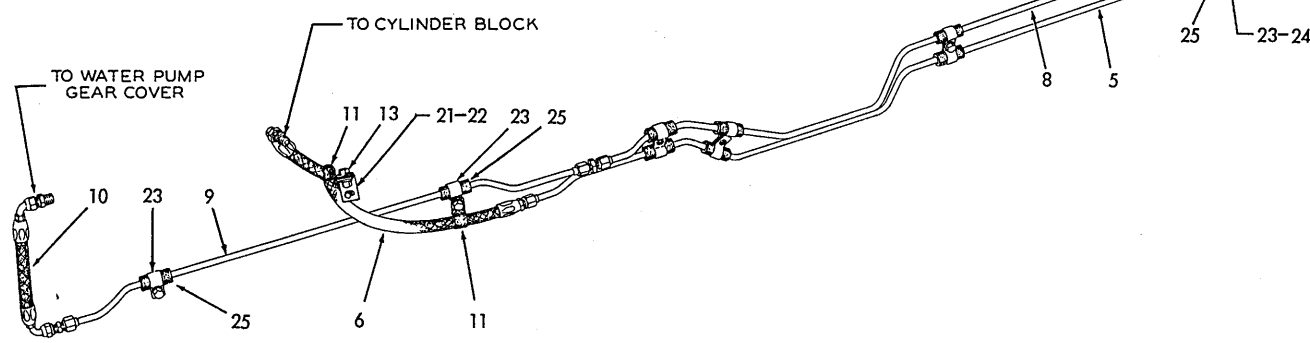
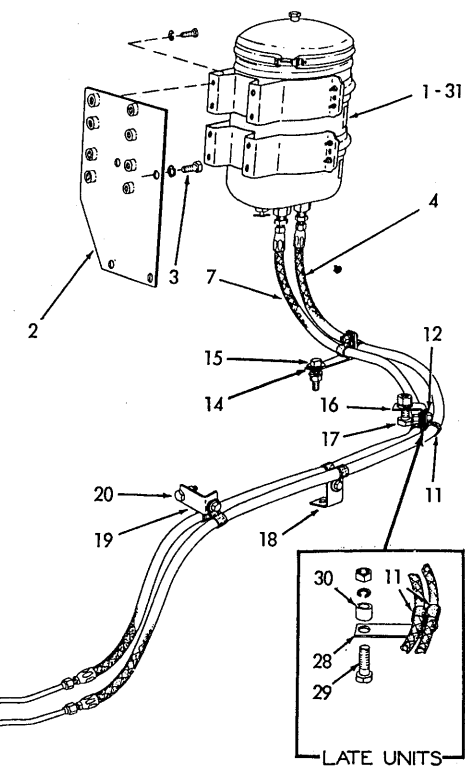
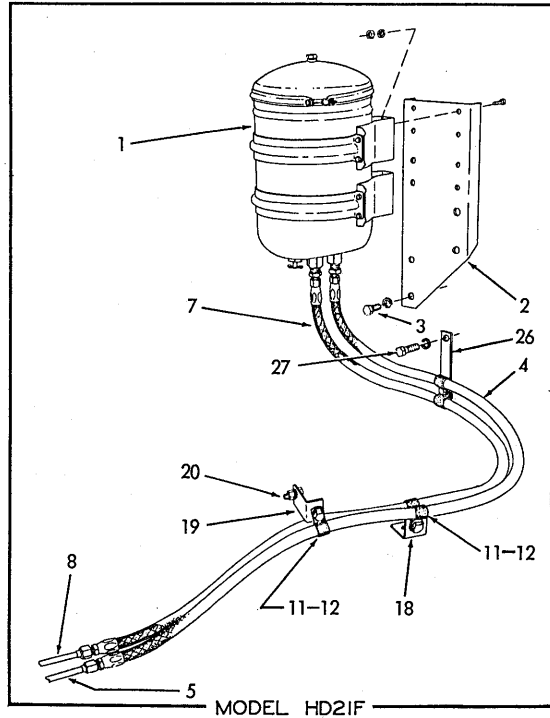
ITEM	PART NO.	QTY.	DESCRIPTION
22	4373606	1	SEAT, by-pass valve
23	4373677	1	HOUSING ASSEMBLY, by-pass valve (Includes items 22 and 24)
24	4373614	1	SEAT, check valve
25	4373612	1	SLEEVE, check valve piston
26	4373613	1	PISTON, check valve
27	4373611	1	SPRING, check valve
28	4253751	1	GASKET, check valve cap
29	4373610	1	CAP, check valve
30	4386495	1	<input type="checkbox"/> GASKET, by-pass valve to block
31	4371432	1	TUBE, cooler to by-pass valve
	917761	2	NUT, male, Sealstic, 1" tube
	917770	1	RING, Sealastic, 1" tube (Includes slip ferrule)
	915535	1	RING, Sealastic, 1" tube (Includes locking ferrule)
32	4371430	1	ELBOW, rear connection
	903632	2	CAPSCREW, 3/8"NC x 1-1/2"
	904206	2	LOCKWASHER, 3/8"
33	4371027	1	<input type="checkbox"/> GASKET, rear connection elbow
34	-----	-	ELBOW (See OIL FILTER)
			<input type="checkbox"/> Also see PACKAGED PARTS



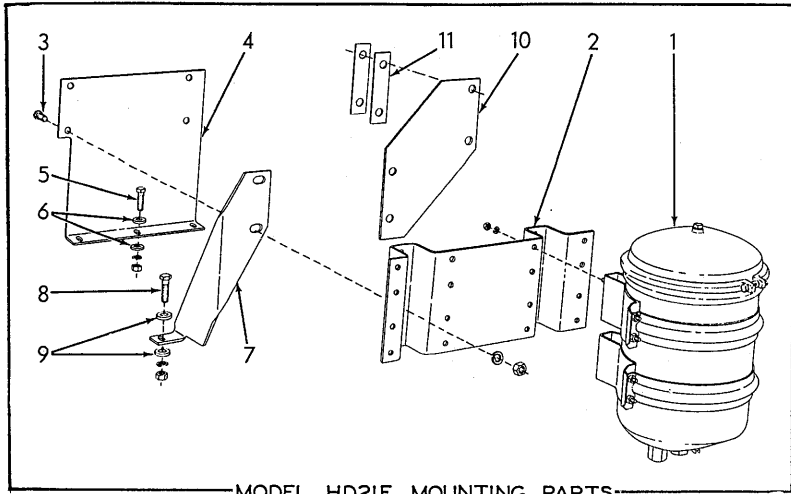
WATER AND OIL MANIFOLD

OIL FILTER (Third type)

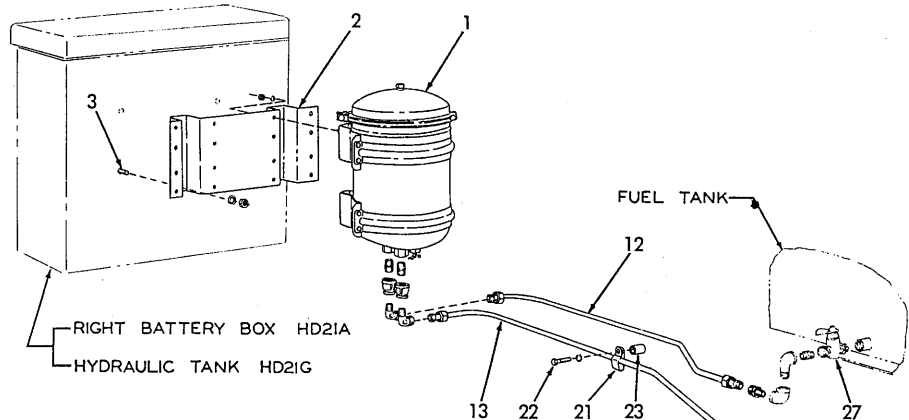
T-70444



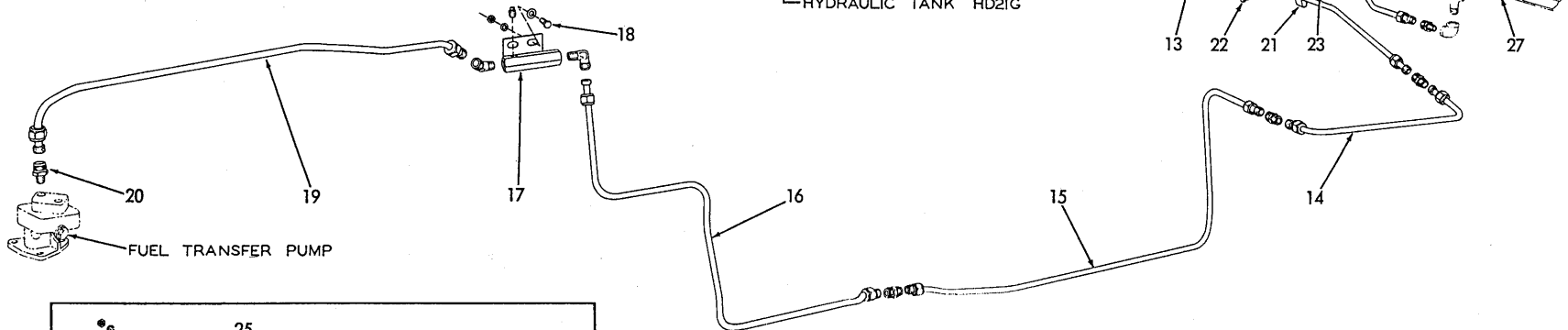
HEAVY-DUTY OIL FILTER (Second type. Models HD21F, G)



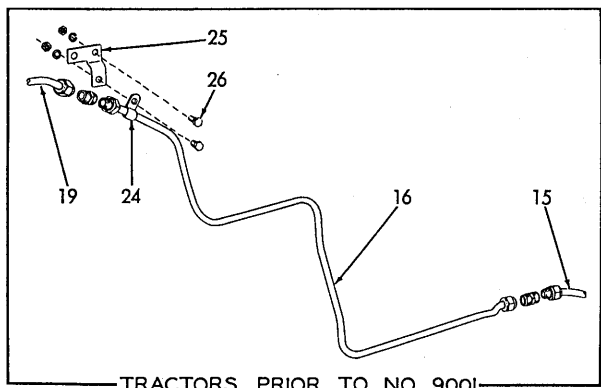
MODEL HD21F MOUNTING PARTS



RIGHT BATTERY BOX HD21A
HYDRAULIC TANK HD21G

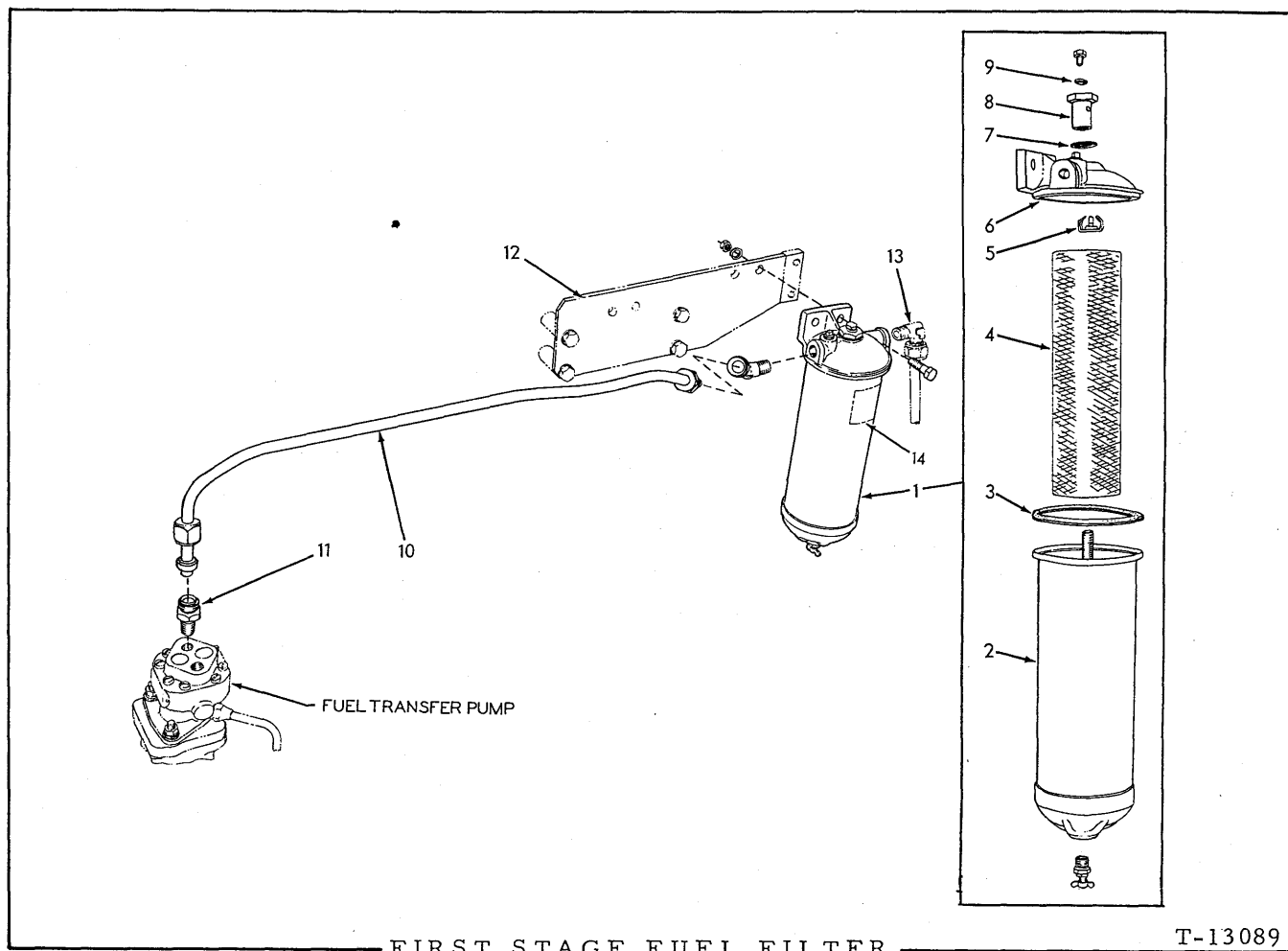


FUEL TRANSFER PUMP



TRACTORS PRIOR TO NO. 9001

HEAVY-DUTY FUEL FILTER (First type. Models HD21F,G; also HD21A with cab)



FIRST STAGE FUEL FILTER

T-13089

USAGE: Tractors prior to serial No. 11001 except those equipped with special HEAVY-DUTY FUEL FILTER.

* Used prior to tractor serial No. 9001

** Effective with tractor serial No. 9001

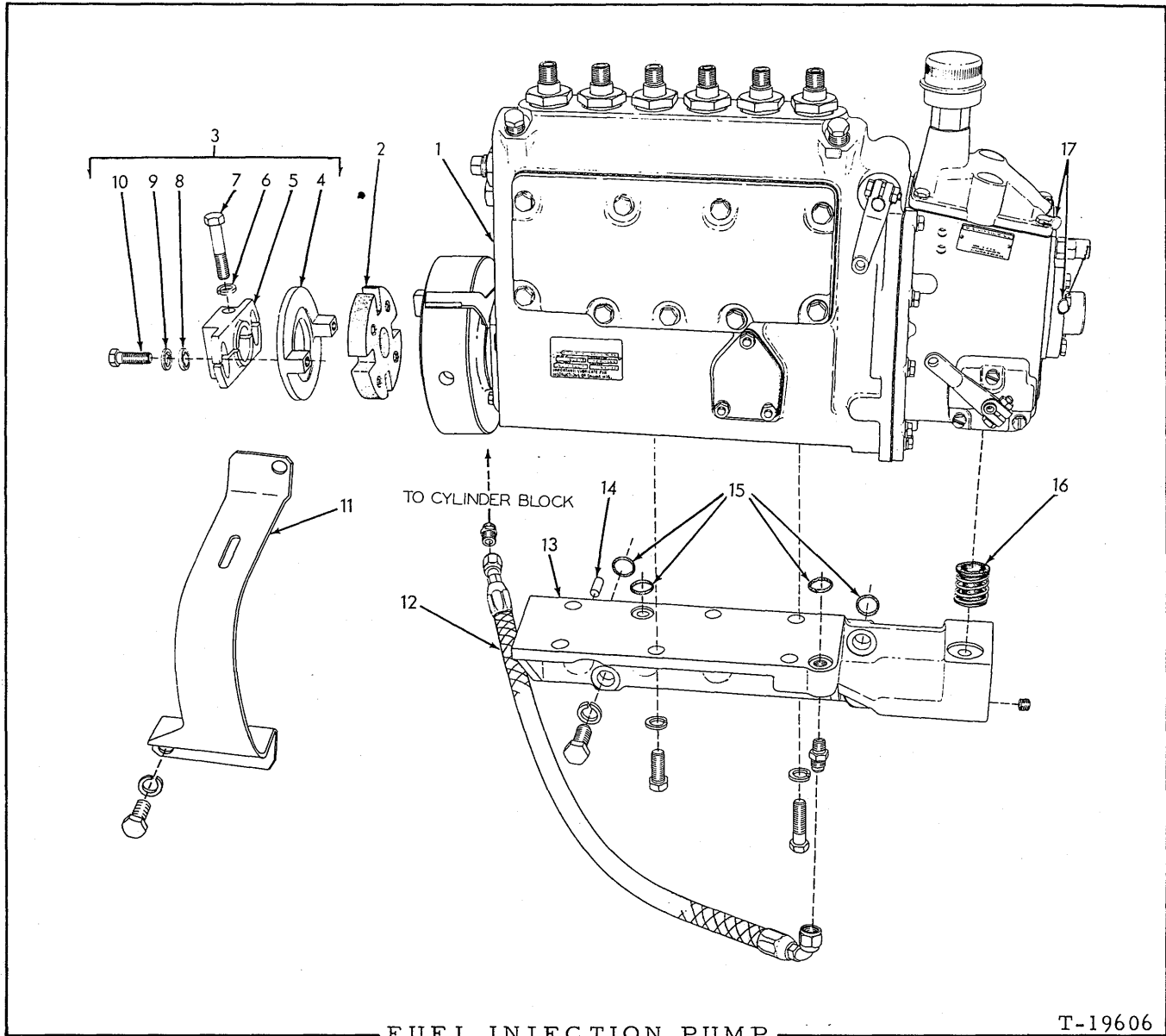
ITEM	PART NO.	QTY. * **	DESCRIPTION
1	4372734	1 -	FILTER ASSEMBLY, fuel (Consists of items 2 thru 9)
	093466	- 1	FILTER ASSEMBLY, fuel (Consists of items 2 thru 9)
	910211	2 2	CAPSCREW, 3/8"NC x 1-1/8"
	904206	2 2	LOCKWASHER, 3/8"
	911026	2 2	NUT, 3/8"NC
2	-----	1 1	SHELL, filter (Order item 1)
	912415	1 1	COCK, drain, T-handle, 1/4"NPT
3	4040013	1 1	GASKET, filter shell
4	4055565	1 1	ELEMENT KIT, (Includes item 3)
5	4051485	1 1	GUIDE, element centering

(Continued)

FUEL LINES (Continued)

ITEM	PART NO.	QTY.		DESCRIPTION
		*	**	
10	082248	1	1	TUBE, fuel return, injection nozzle holder (Used prior to tractor #9001)
	911437	2	2	NUT, compression fitting, 1/4" tube
	911435	2	2	SLEEVE, compression fitting, 1/4" tube
	907061	1	1	COUPLING, pipe reducing, 1/4" NPT to 1/8"NPT
	910197	1	1	CONNECTOR, compression type, 1/4" tube, 1/8"NPT (Includes nut and sleeve)
	093172	1	1	TUBE, fuel return, injection nozzle holder (Effective with tractor #9001)
	917809	2	2	NUT, Imperial, 1/4" tube
	917806	2	2	SLEEVE, Imperial, 1/4" tube
	917812	1	1	CONNECTOR, Imperial, 1/4" tube, 1/8"NPT male (Includes nut and sleeve)
	907061	1	1	COUPLING, pipe reducing, 1/4"NPT to 1/8"NPT
11	082277	1	1	TUBE, fuel return, tee to filter
	918325	2	2	NUT, Sealastic, 3/8" tube
	915367	2	2	RING, Sealastic, 3/8" tube (Includes ferrule)
	915369	1	1	ELBOW, Sealastic, 90°, 3/8" tube, 1/4"NPT male
12	079044	1	1	FILTER ASSEMBLY, fuel return line (Consists of items 13 thru 16)
13	052701	1	1	BODY, fuel return line filter
14	079043	1	1	PLUG, restricting, return line filter
15	052702	1	1	SCREEN, fuel return line filter
16	042744	1	1	GASKET, fuel return line filter
17	053096	1	1	CLIP, supporting, fuel return line filter
18	070467	1	1	CAPSCREW, 1/2"NF x 1"
	904208	1	1	LOCKWASHER, 1/2"
	911043	1	1	NUT, 1/2"NF
19	082245	1	1	PLATE, clip attaching
20	082239	1	1	TUBE, filter to torque converter coil cooler
	918325	2	2	NUT, Sealastic, 3/8" tube
	915367	2	2	RING, Sealastic, 3/8" tube (Includes ferrule)
	915368	1	1	CONNECTOR, Sealastic, 3/8" tube, 1/4"NPT male
	915369	1	1	ELBOW, Sealastic, 90°, 3/8" tube, 1/4"NPT male
21	041262	1	2	CLIP, rear fuel return tube (3/8" diam., 13/32" bolt-hole)
22	036034	1	2	CAPSCREW, 3/8"NF x 1"
	904206	1	2	LOCKWASHER, 3/8"
23	055232	1	-	CLIP, fuel tubes (For one 1/2" diam. tube and one 3/8" diam. tube, 13/32" bolt-hole)
24	055233	5	5	CLIP, fuel tubes (For one 1/2" diam. tube and one 3/8" diam. tube, 13/32" bolt-hole)

(Continued)



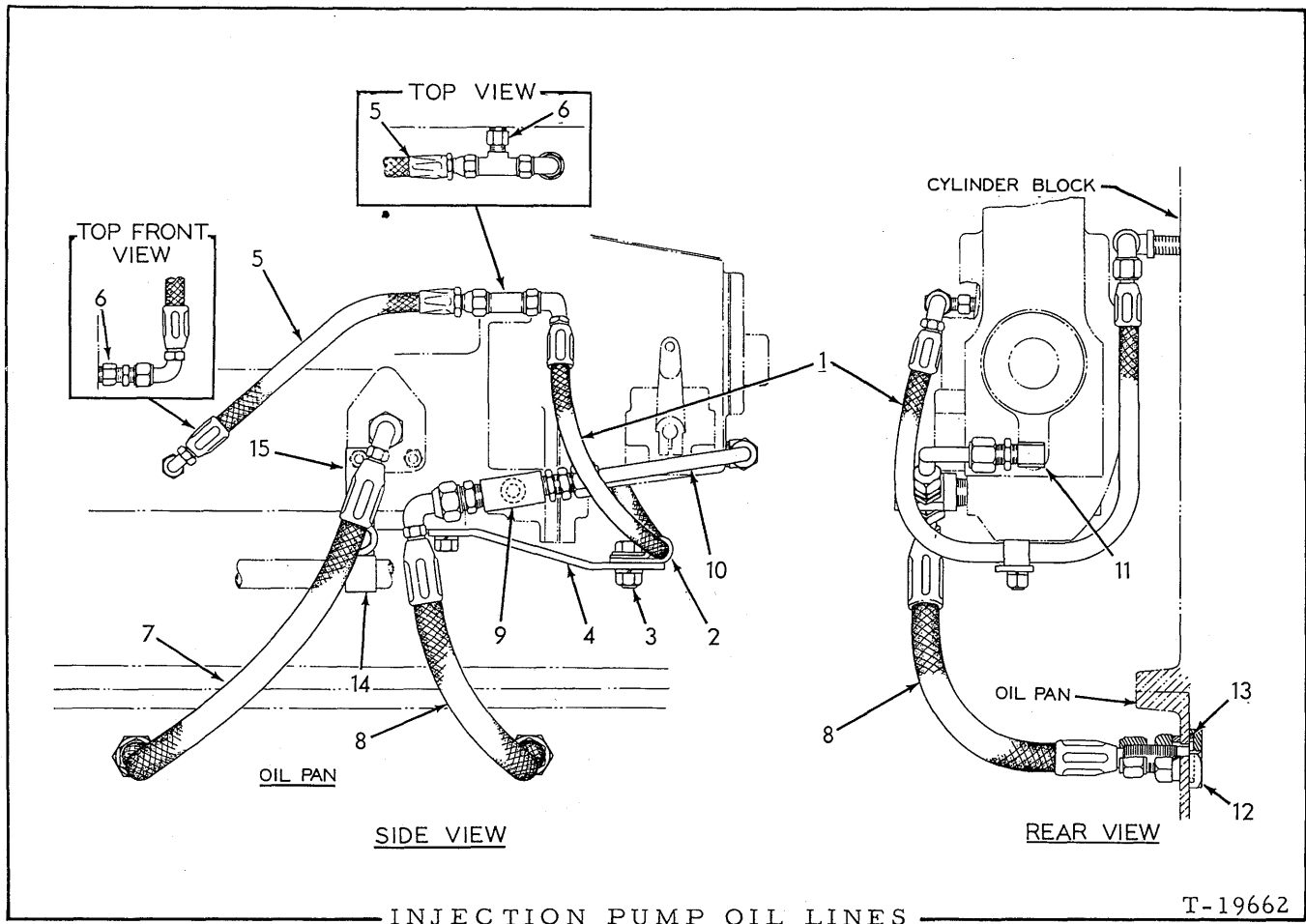
FUEL INJECTION PUMP

T-19606

USAGE: Tractors serial No. 11001 and up (21000 series engine)

ITEM	PART NO.	QTY.	DESCRIPTION
1	4385805	1	PUMP ASSEMBLY, injection (Includes items 2 and 3)
	919228	4	CAPSCREW, 7/16"NC x 1-1/8"
	918801	2	CAPSCREW, 7/16"NC x 1-5/8"
	904207	6	LOCKWASHER, 7/16"
2	4379813	1	DISC, injection pump coupling
3	4371714	1	COUPLING ASSEMBLY, injection pump drive (Consists of items 4 thru 10)
4	4371716	1	FLANGE, injection pump drive coupling

(Continued)



INJECTION PUMP OIL LINES

T-19662

USAGE: For field conversion of engines prior to serial No. 21-2364.

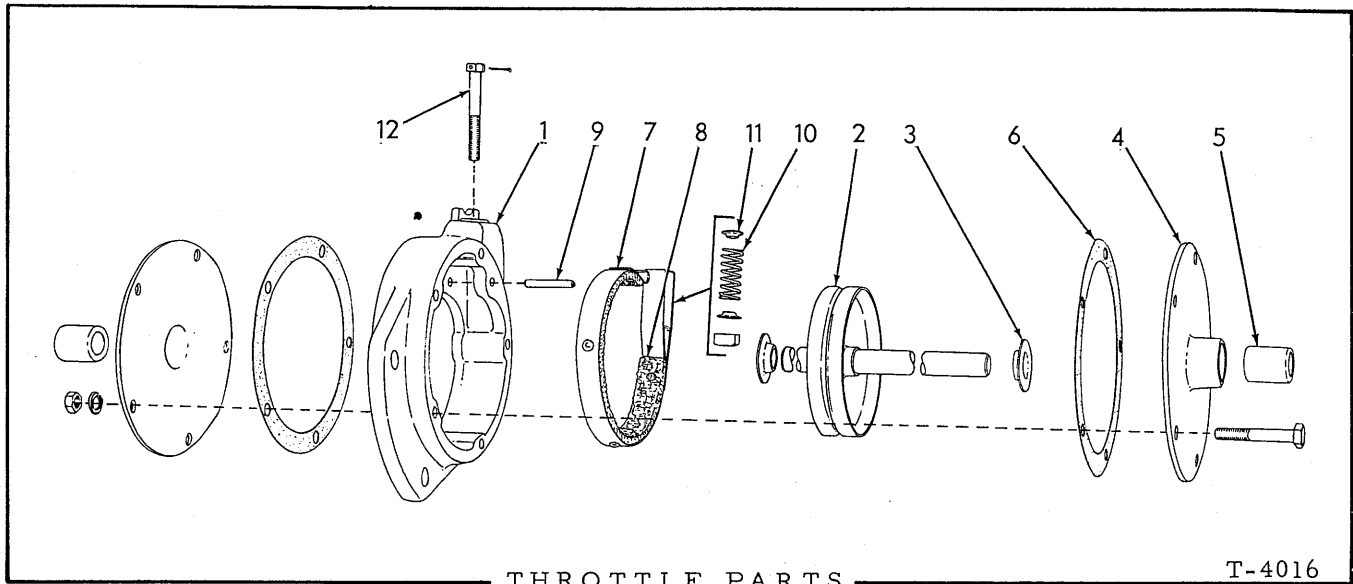
ITEM	PART NO.	QTY.	DESCRIPTION	
1	4376906	1	HOSE ASSEMBLY, oil supply, rear (See page 6 for parts)	
	919173	1	ELBOW, flare type, 90°, 1/4" tube, 1/8"NPT	
	901702	1	TEE, pipe, 1/8"NPT	
	901467	1	NIPPLE, pipe, 1/8"NPT close	
2	4254671	1	CLIP, hose supporting	
	3	035167	1	CAPSCREW, 3/8"NF x 7/8"
		911115	1	WASHER, plain, SAE std., 3/8"
		904206	1	LOCKWASHER, 3/8"
		911041	1	NUT, 3/8"NF
4	4376911	1	BRACKET, hose supporting clip	
	913620	1	CAPSCREW, 7/16"NF x 1-1/2" (Also attaches injection pump)	
5	095685	1	HOSE ASSEMBLY, oil supply, front (See page 6 for parts)	
	919773	1	TEE, flare type, 1/4" tube, 1/8"NPT male	
	919171	1	CONNECTOR, flare type, 1/4" tube, 1/8"NPT male	
6	097124	2	ADAPTER, oil supply line (1/8"NPT male and female, restricted)	
7	4376907	1	HOSE ASSEMBLY, oil drain, front (See page 6 for parts)	
	919063	1	CONNECTOR, flare type, 1/2" tube, 3/8"NPT male	
8	4376908	1	HOSE ASSEMBLY, oil drain, rear (See page 6 for parts)	
	919063	1	CONNECTOR, flare type, 1/2" tube, 3/8"NPT male	

(Continued)

THROTTLE CONTROL (Continued)

ITEM	PART NO.	QTY.	DESCRIPTION
26	628738	2	PIN, yoke, lower rod
	900970	2	PIN, cotter, 1/16" x 1/2"
27	096334	1	LEVER, decelerator rod
28	096333	1	ROD, front, decelerator
	911048	2	NUT, jam, 3/8"NF
29	628736	2	YOKE, decelerator front rod
30	078810	2	PIN, yoke, decelerator front rod
	900942	2	PIN, cotter, 3/32" x 5/8"
31	093797	1	LEVER, cross shaft, left side
	905121	1	KEY, #5 woodruff, 1/8" x 5/8"
32	041981	1	CAPSCREW, 5/16"NF x 1-1/2"
	904205	1	LOCKWASHER, 5/16"
	913636	1	NUT, 5/16"NF
33	096397	1	SHAFT, cross
34	092886	1	BRACKET, cross shaft
35	035018	2	CAPSCREW, 1/2"NF x 1-1/2"
	904208	2	LOCKWASHER, 1/2"
	911043	2	NUT, 1/2"NF
36	092885	1	LEVER, cross shaft, right side
	905121	1	KEY, #5 woodruff, 1/8" x 5/8"
37	041981	1	CAPSCREW, 5/16"NF x 1-1/2"
	904205	1	LOCKWASHER, 5/16"
	913636	1	NUT, 5/16"NF
38	049988	2	BUSHING, decelerator pedal
<p><u>NOTE:</u> Items 39 thru 45 comprise the FIRST TYPE DECELERATOR PEDAL design used on tractors prior to serial No. 12001</p>			
39	096335	1	ROD, decelerator pedal
40	078810	2	PIN, yoke, decelerator pedal rod
	900942	2	PIN, cotter, 3/32" x 5/8"
41	092871	1	PEDAL ASSEMBLY, decelerator (Includes item 38)
42	035733	1	CAPSCREW, pedal stop (1/2"NC x 1-3/8")
	911035	1	NUT, jam, 1/2"NC
43	093685	1	SHAFT, decelerator pedal
	918111	1	PIN, roll, 1/8" x 1"
44	092878	1	BRACKET, decelerator pedal
45	036032	2	CAPSCREW, 3/8"NF x 3/4"
	904206	2	LOCKWASHER, 3/8"
<p><u>NOTE:</u> Items 46 thru 53 comprise the SECOND TYPE DECELERATOR PEDAL design effective with tractor serial No. 12001</p>			
46	620954	1	ROD, decelerator pedal
	911048	1	NUT, jam, 3/8"NF
47	628736	1	YOKE, decelerator pedal rod

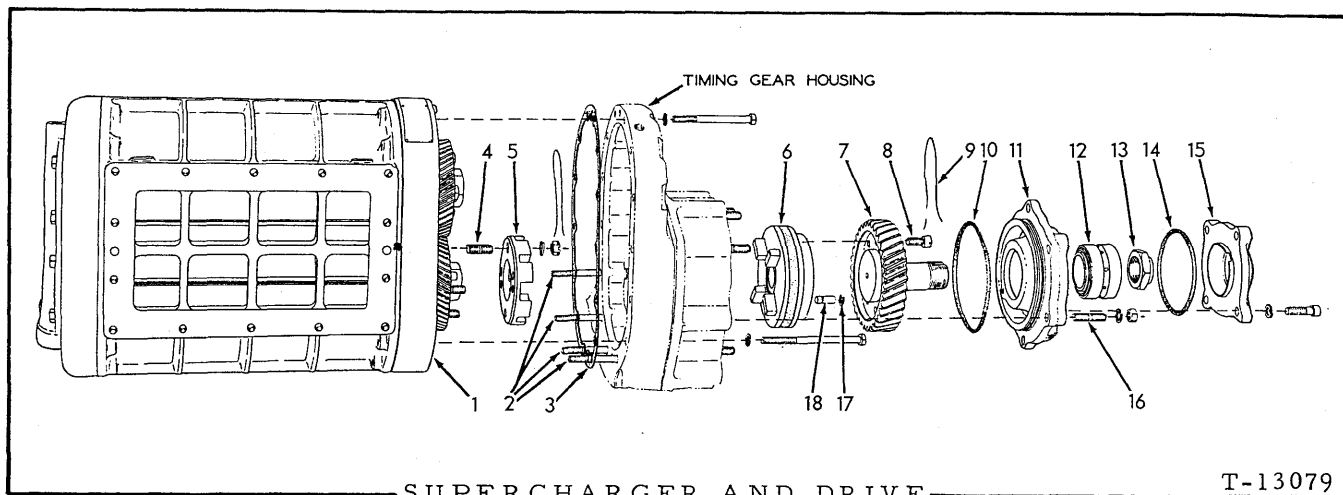
(Continued)



* 081106 THROTTLE ASSEMBLY (See pages 155 and 163)
 ** 093380 THROTTLE ASSEMBLY (See pages 155 and 163)
 *** 096350 THROTTLE ASSEMBLY (See pages 159 and 167)

ITEM	PART NO.	QUANTITY			DESCRIPTION
		*	**	***	
1	068862	1	1	1	CAPSCREW, friction band adjustment
	904020	1	1	1	PIN, cotter, 1/16" x 1"
	901150	1	1	1	NUT, square, 1/4"NC
2	068859	1	1	1	HOUSING
3	068869	1	1	1	PIN, friction band
4	068861	1	1	1	BAND ASSEMBLY, friction (Includes item 5)
5	068864	1	1	1	LINING, friction band
	915707	4	4	4	RIVET, tubular, brass, 9/64" x 1/4"
6	069349	2	2	2	COLLAR, friction band spring
7	068911	1	1	1	SPRING, friction band
8	081105	1	-	-	DRUM AND SHAFT
	092876	-	1	-	DRUM AND SHAFT
	096347	-	-	1	DRUM AND SHAFT
9	069996	2	2	2	WASHER, thrust
10	068865	2	2	2	GASKET, cover plate
11	068866	2	2	-	PLATE ASSEMBLY, cover
	096348	-	-	1	PLATE ASSEMBLY, cover, outer
	096349	-	-	1	PLATE ASSEMBLY, cover, inner
	914892	5	5	5	CAPSCREW, 1/4"NF x 1-3/4"
	904204	5	5	5	LOCKWASHER, 1/4"
	911040	5	5	5	NUT, 1/4"NF
12	071800	2	2	2	BUSHING, throttle shaft

} Includes item 12



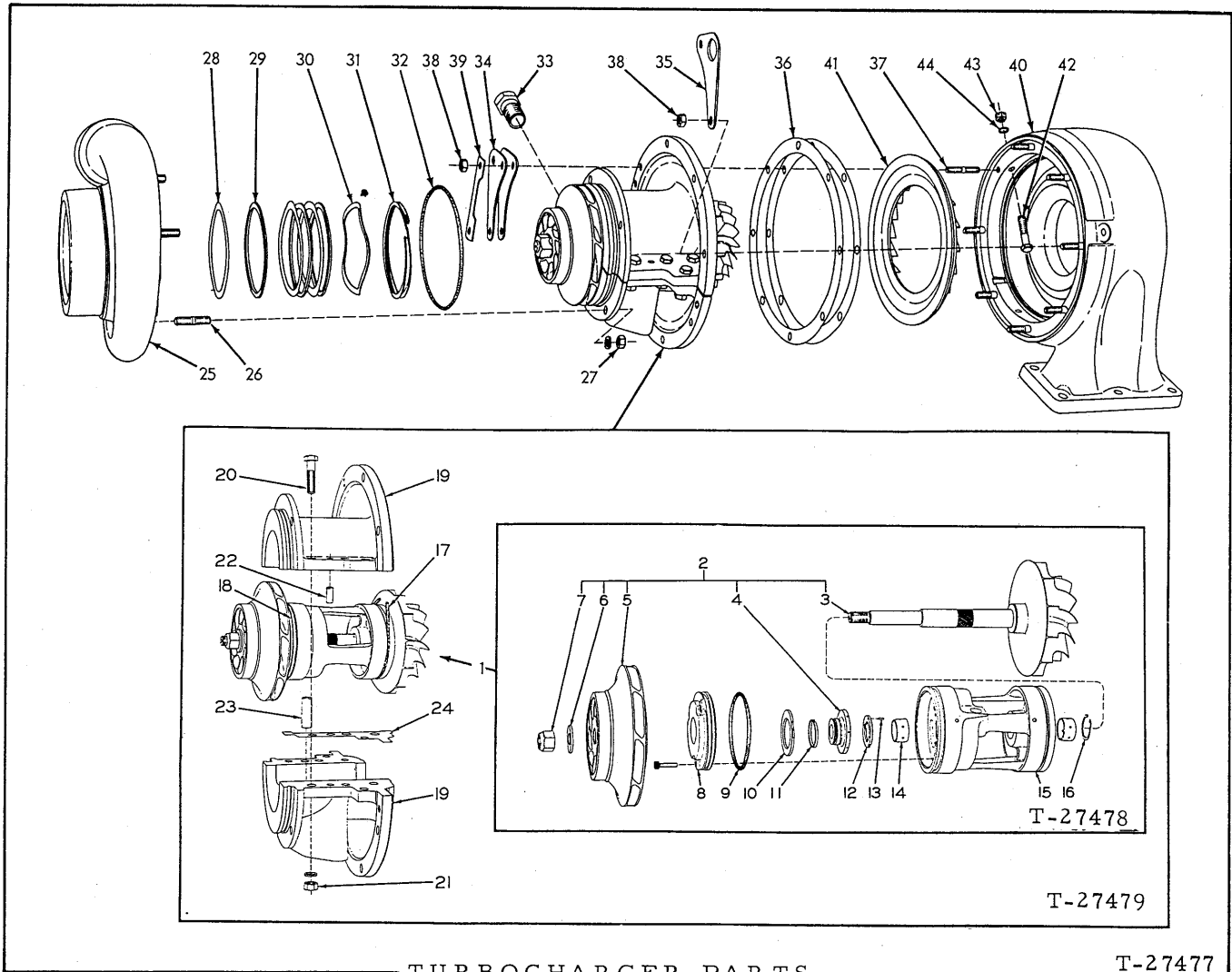
USAGE: Tractors prior to serial No. 9001 (HDS-844 series engine)

ITEM PART NO. QTY. DESCRIPTION

1	{	4366183	1	SUPERCHARGER ASSEMBLY (See page 183 for parts)(Used prior to engine #81317. Order SUPERCHARGER ASSEMBLY 4373029)		
		4373029	1	SUPERCHARGER ASSEMBLY (See page 183 for parts)(Effective with engine #81317)		
2	{	917016	2	CAPSCREW, 5/16"NC x 3-1/2"	} Used prior to engine #81317	
		917017	4	CAPSCREW, 5/16"NC x 4-1/2" (Also attach timing gear cover)		
		4364294	4	CAPSCREW (5/16"NC x 3-1/2", drilled-hd.)		
		4364930	1	WIRE, locking (13-1/4" long)		
		913599	3	CAPSCREW, 5/16"NC x 2-1/2"		} Effective with engine #81317
		918398	1	CAPSCREW, 5/16"NC x 6-7/8"		
		904205	10	LOCKWASHER, 5/16"		
3	{	4362192	1	GASKET, supercharger mounting (Used prior to engine #81317)		
		4041153	1	□ GASKET, supercharger mounting (Effective with engine #81317)		
4	{	4362189	4	STUD, supercharger coupling (3/8"NF x 1", drilled)	}	
		910863	4	NUT, slotted, 3/8"NF		
		904206	4	LOCKWASHER, 3/8"		
		4503600	2	WIRE, locking, #18 x 10"		
5		4365776	1	COUPLING, supercharger drive		
6		4366405	1	COUPLING, supercharger drive		
7		4375545	1	SHAFT AND GEAR, supercharger drive		
8		4371422	6	CAPSCREW, supercharger drive coupling		
9		4353538	3	WIRE, locking, supercharger drive housing capscrews		
10		4253819	1	□ O-RING, supercharger drive housing		
11		4373575	1	HOUSING, supercharger drive (If for engines prior to #82383 also order item 15)		
12		4253821	1	BEARING, roller, supercharger drive		

□ Also see PACKAGED PARTS

(Continued)



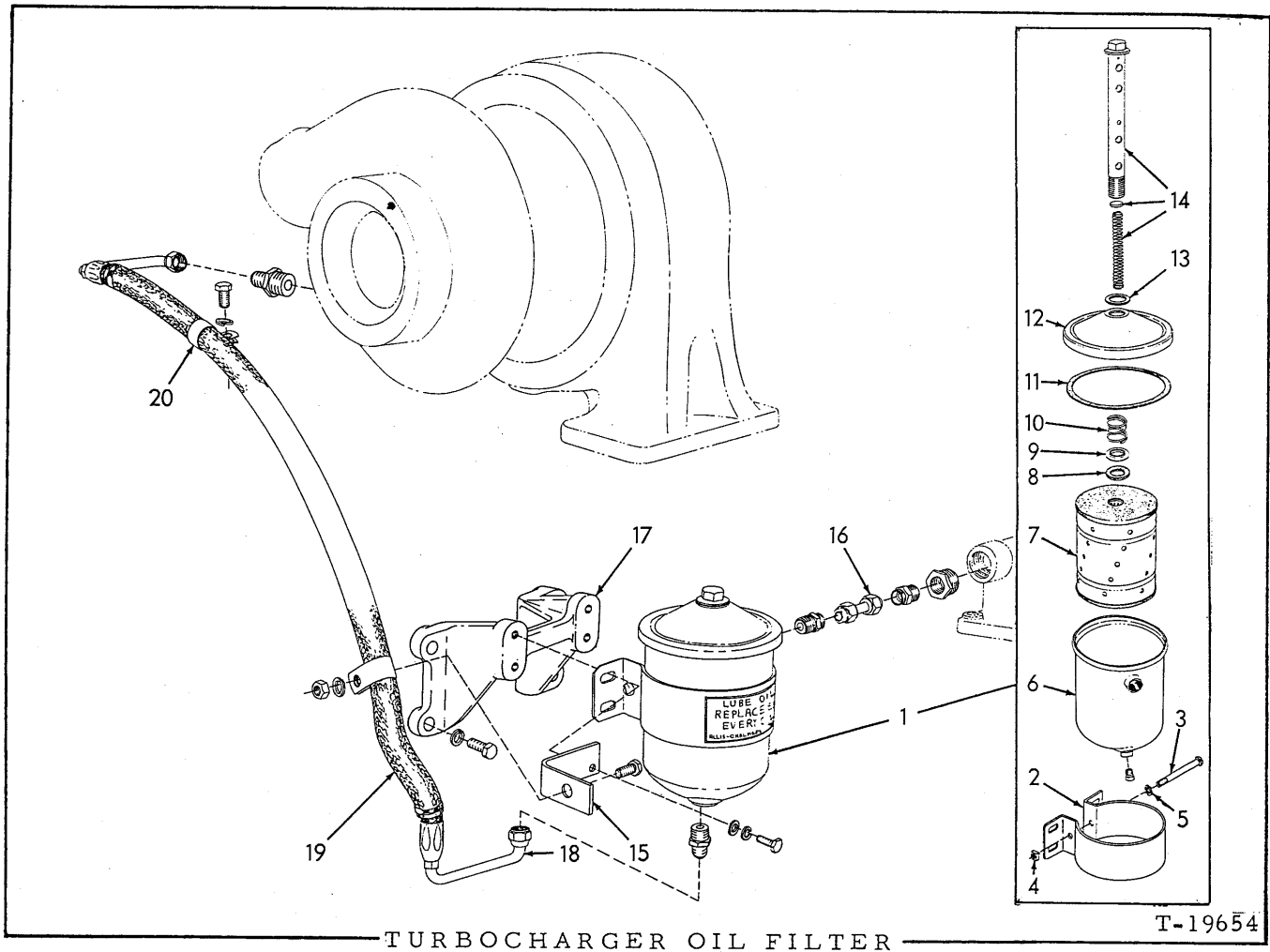
TURBOCHARGER PARTS

T-27477

* TURBOCHARGER ASSEMBLY 4385231 (See page 186)
 ** TURBOCHARGER ASSEMBLY 4385079 (See page 192)

ITEM	PART NO.	QTY.		DESCRIPTION
		*	**	
1	4053328	1	1	CARTRIDGE ASSEMBLY (Consists of items 2 thru 16)
2	4053335	1	1	ROTATING ASSEMBLY, turbine and impeller (Consists of items 3 thru 7)
3	-----	1	1	TURBINE AND SHAFT (Order item 2)
4	4053421	1	1	RING, thrust
5	-----	1	1	IMPELLER (Order item 2)
6	4053593	1	1	WASHER, impeller retaining
7	4053592	1	1	NUT, impeller retaining
8	4053338	1	1	PLATE, thrust
	921149	3	3	CAPSCREW, socket-hd., #10-24NC x 3/4"
9	4053336	1	1	O-RING, thrust plate

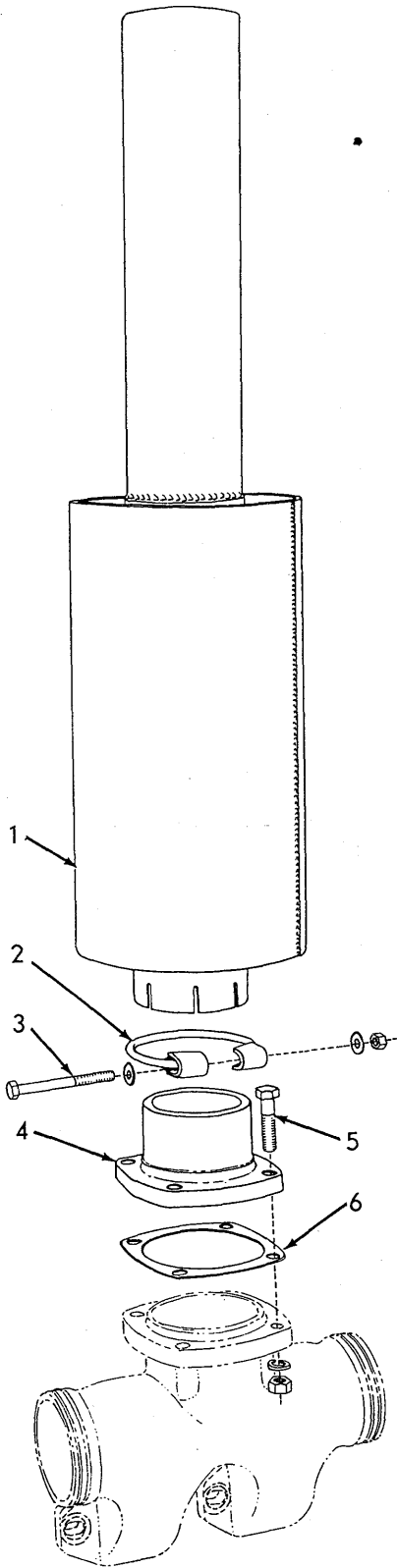
(Continued)



USAGE: Effective with tractor serial No. 11001 but later discontinued approx. July 1, 1960

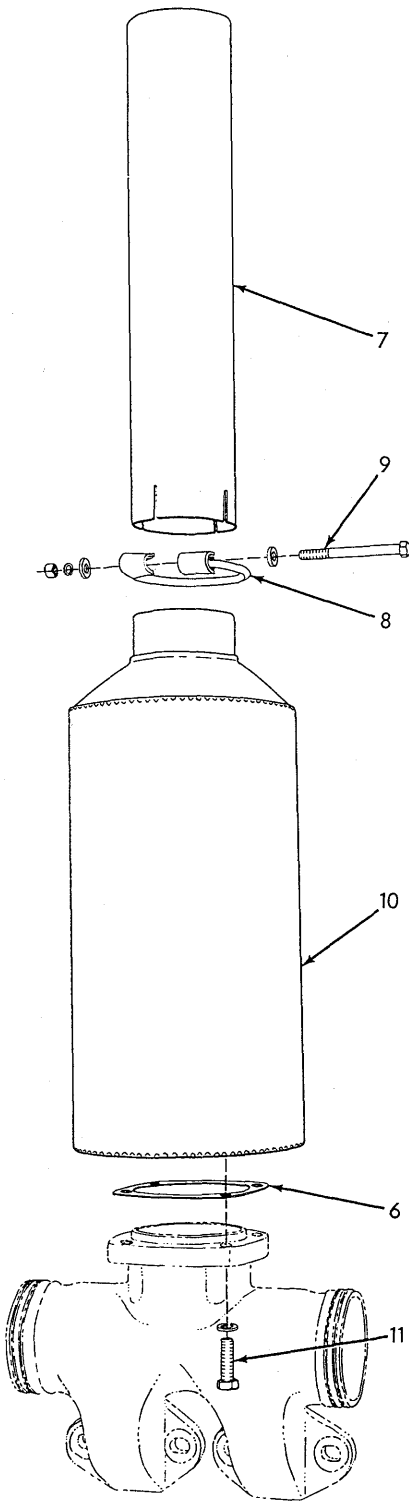
ITEM	PART NO.	QTY.	DESCRIPTION
1	4372516	1	FILTER ASSEMBLY, oil (Consists of items 2 thru 14)
	916400	3	CAPSCREW, 1/4"NF x 3/4"
	912626	1	CAPSCREW, 1/4"NF x 7/8" (Also attaches hose support)
	911114	4	WASHER, plain, SAE std., 1/4"
	904204	4	LOCKWASHER, 1/4"
2	4506165	1	CLAMP, mounting
3	4371974	1	BOLT, mounting clamp
4	4371795	1	NUT
5	4371973	1	LOCKWASHER
6	4049472	1	BODY, oil filter
	917426	1	PLUG, pipe, hex-hd., brass, 1/8"NPT
7	4372517	1	CARTRIDGE ASSEMBLY (Includes items 8, 11 and 13)
8	4041209	1	GASKET, cartridge
9	4048794	1	WASHER, cartridge gasket
10	4048793	1	SPRING, cartridge retaining

(Continued)



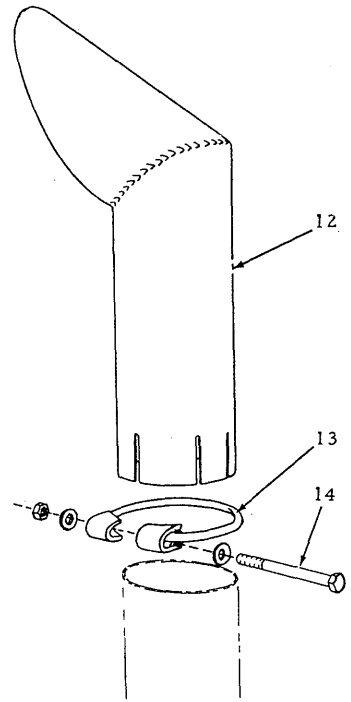
FIRST TYPE

T-13981



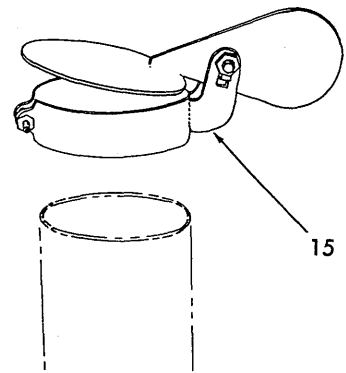
SECOND TYPE

T-14000



RAIN SHIELD

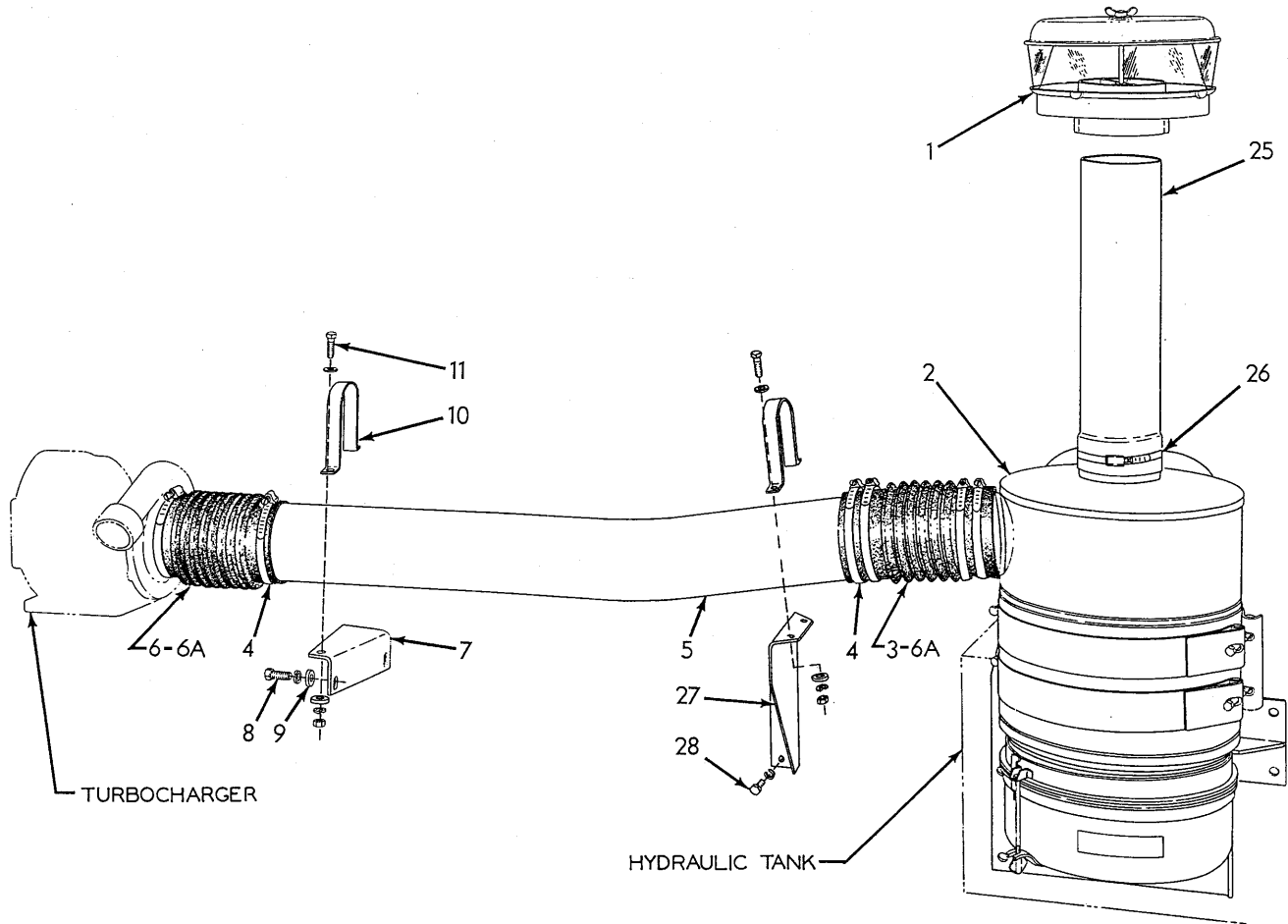
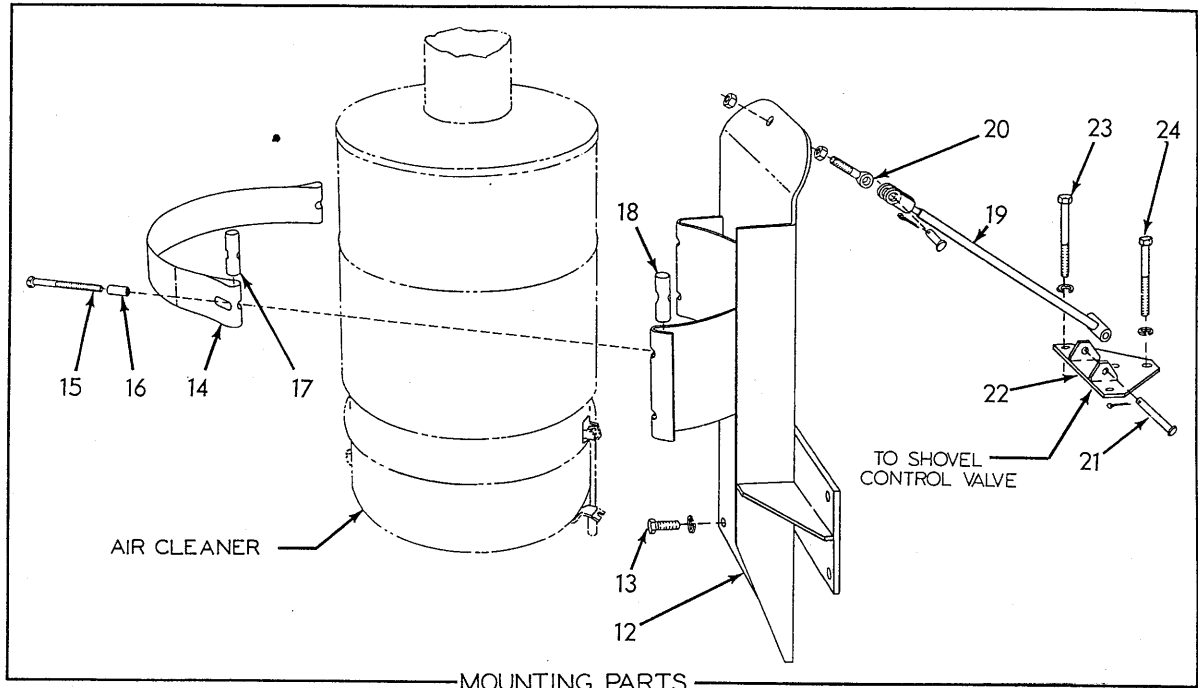
T-13997



RAIN CAP

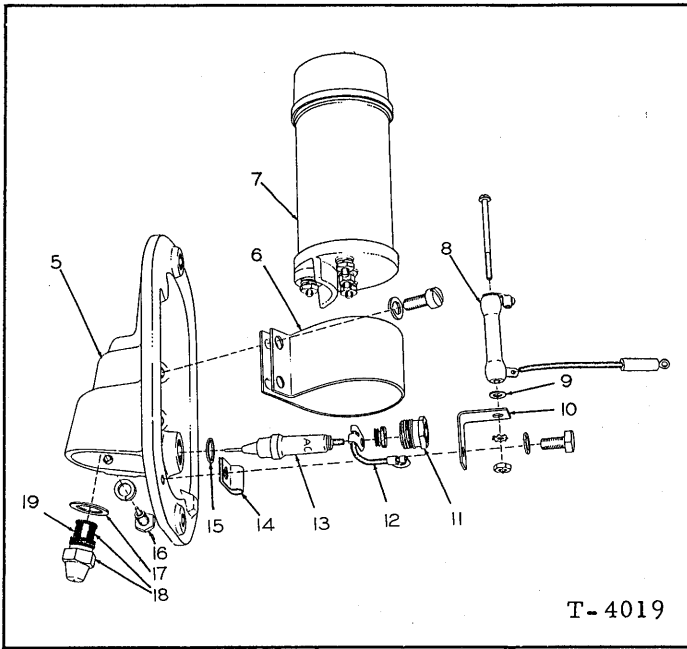
T-13997A

MUFFLER

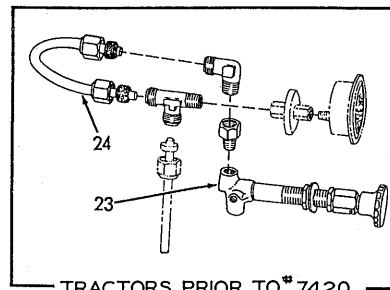


AIR CLEANER (Oil-bath)(Second type HD21G)

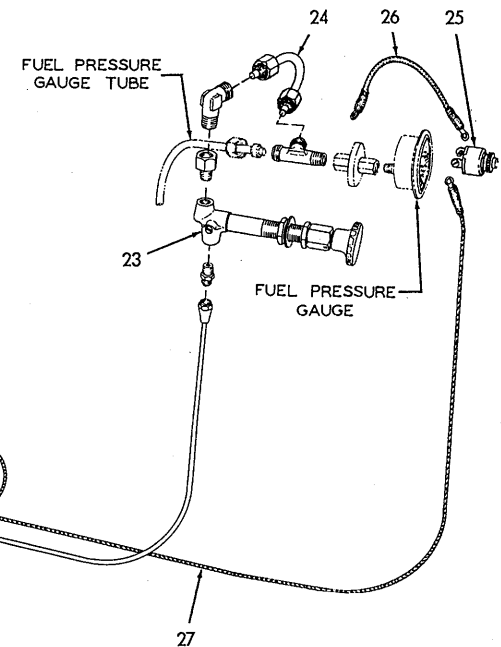
T-18154



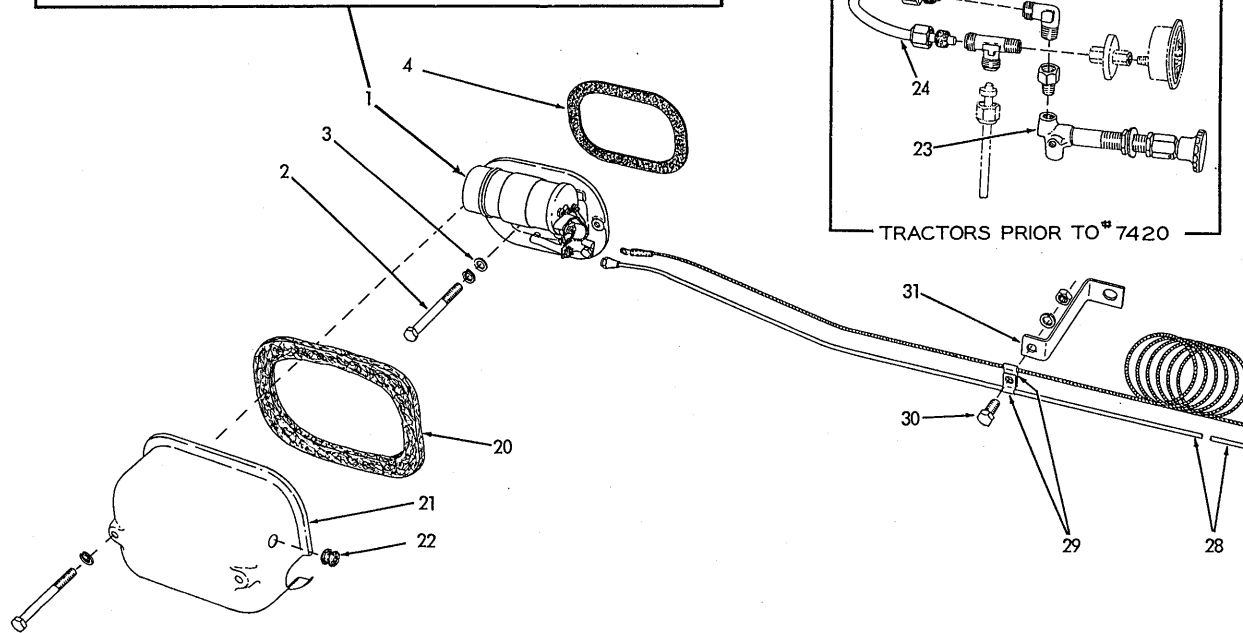
T-4019



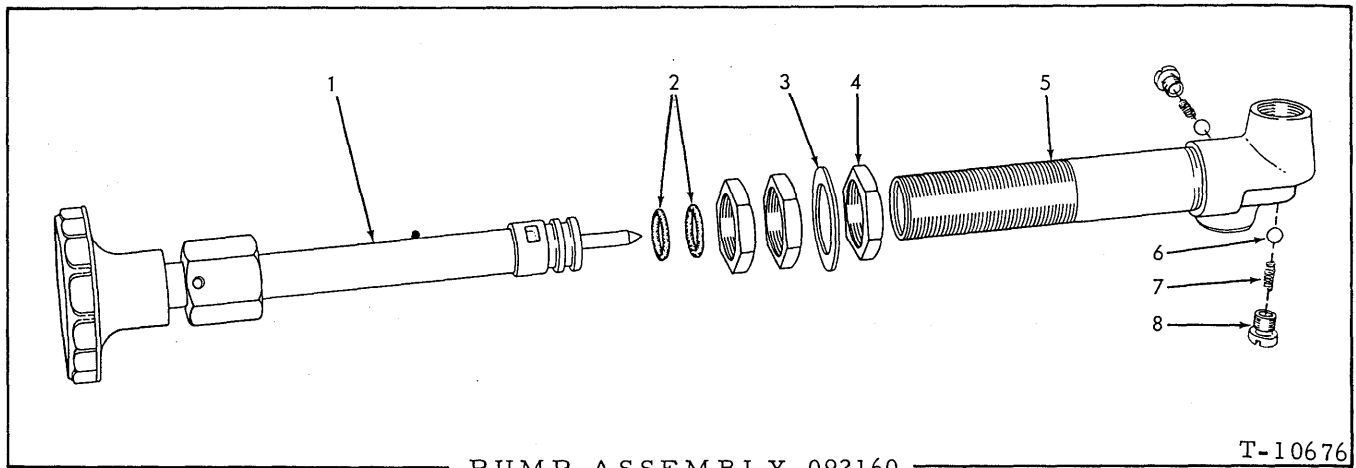
TRACTORS PRIOR TO *7420



T-12561



ENGINE AIR HEATER (First type)

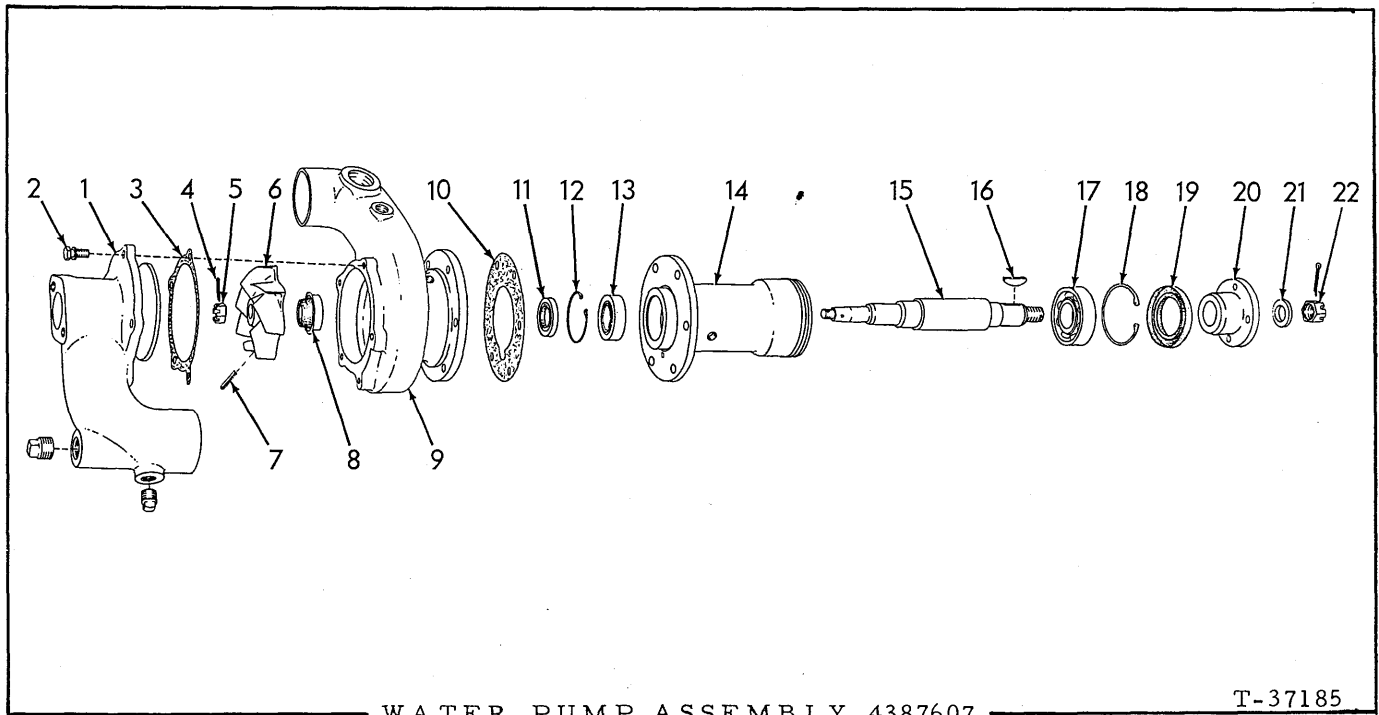


USAGE: See pages 231,233,237 and 239

ITEM	PART NO.	QTY.	DESCRIPTION
1	-----	1	PISTON ASSEMBLY (Not serviced separately)
2	923560	2	O-RING, plunger
3	066873	1	WASHER, mounting
4	066872	3	NUT, mounting
5	-----	1	BARREL ASSEMBLY (Not serviced separately)
6	066876	2	BALL, check valve (5/32" diam.)
7	066875	2	SPRING, check valve
8	066874	2	RETAINER, check valve

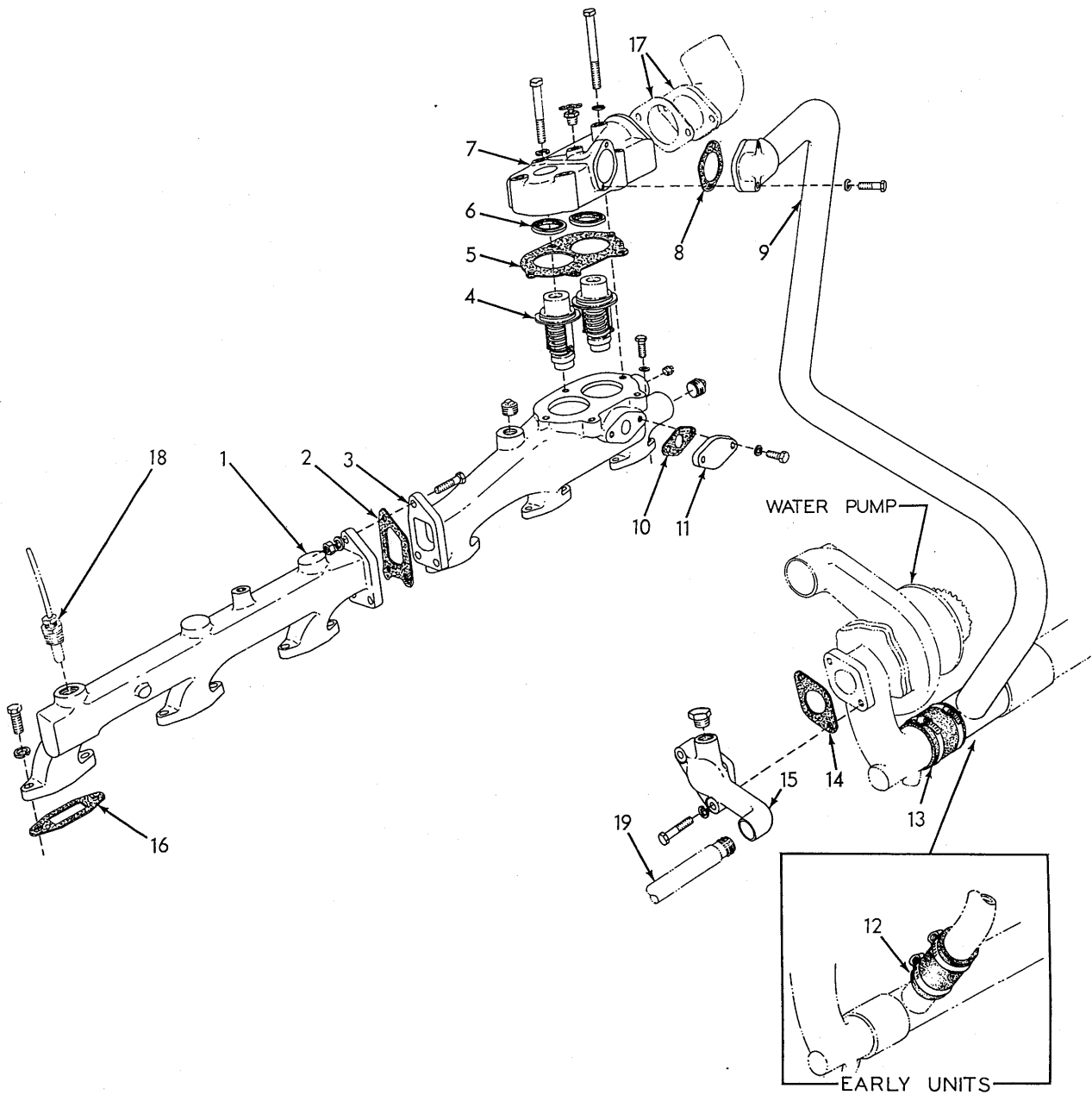
WATER PUMP (Continued)

ITEM	PART NO.	QTY.	DESCRIPTION
18	056222	1	HOSE, water drain
19	089107	1	CLAMP, hose, spring type, 15/16" diam.
20	096208	1	ANGLE, supporting, water drain hose
21	069657	1	CLIP, drain hose
22	035167	1	CAPSCREW, 3/8"NF x 7/8"
	904206	1	LOCKWASHER, 3/8"
	911041	1	NUT, 3/8"NF
23	-----	1	HOSE (See WATER INLET MANIFOLD AND HEAT EXCHANGER)



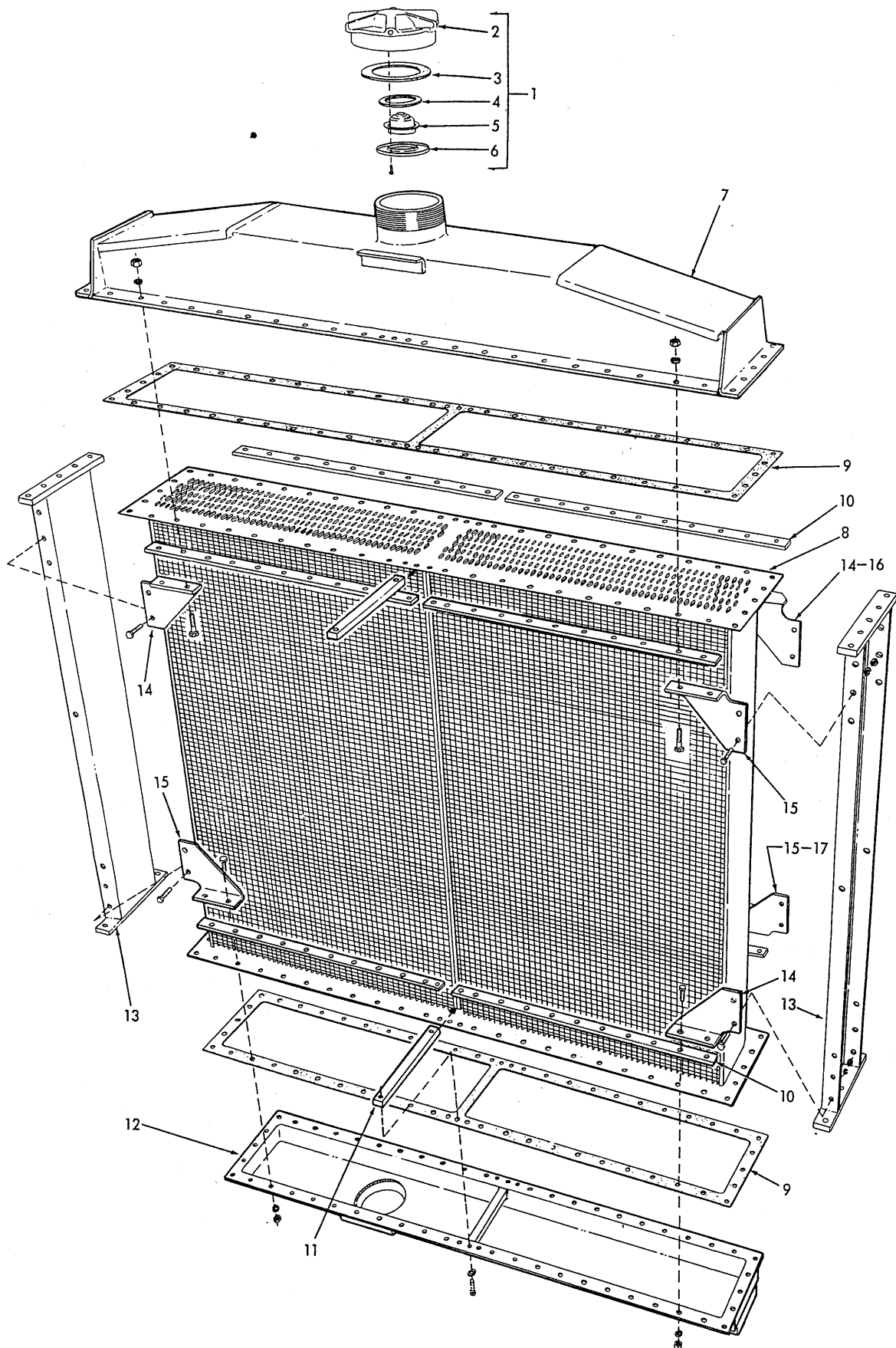
WATER PUMP ASSEMBLY 4387607

T-37185



WATER OUTLET MANIFOLD (Third type)

T-33431

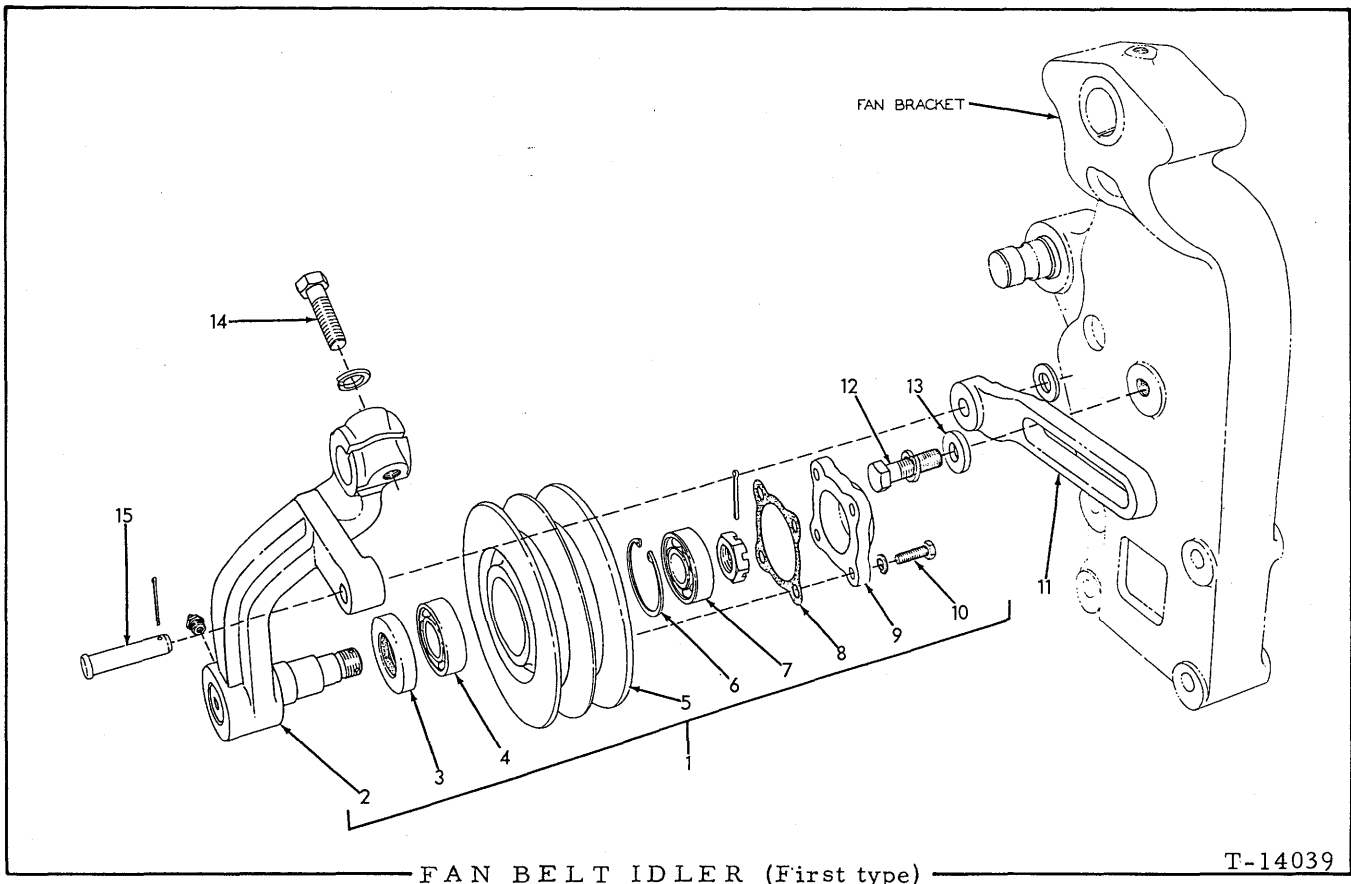


RADIATOR PARTS

T-12587

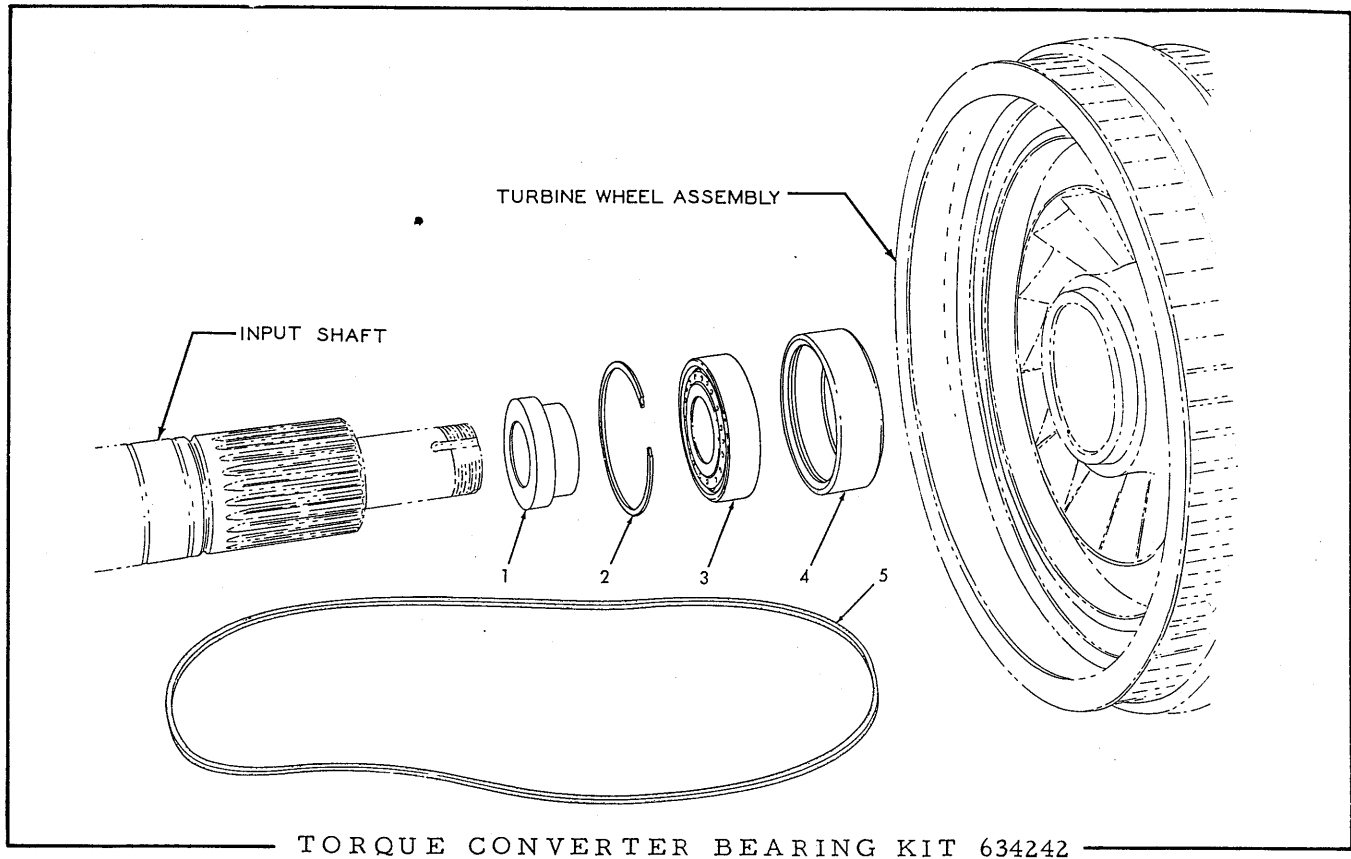
FAN (Second type)(Continued)

ITEM	PART NO.	QTY.		DESCRIPTION
		*	**	
14	4640978	1	1	WASHER, spacing, front bearing
15	4253862	1	1	BEARING, ball, front
16	088561	1	1	CAP, pulley
17	4042081	1	1	RING, snap, cap retaining
18	067962	1	1	WASHER, plain
19	092143	1	-	BRACKET, fan mounting (Used prior to engine #21-3995)
	633632	1	-	BRACKET, fan mounting (Effective with engine #21-3995)
	092339	-	1	BRACKET, fan mounting (Used prior to engine #21-3995)
	633869	-	1	BRACKET, fan mounting (Effective with engine #21-3995)
	915274	1	1	FITTING, lubricating, 45°, 1/8"NPT
20	035712	1	1	CAPSCREW, 1/2"NC x 2-1/4" (Effective with engine #21-3995)
21	041917	3	3	CAPSCREW, 1/2"NC x 3-1/4" (1 additional used prior to engine #21-3995)
	904208	4	4	LOCKWASHER, 1/2"
22	087347	2	2	BELT, fan (Furnished in matched pairs)
23	092171	1	1	BRACKET, fan bracing (Used prior to tractor #11001)
	097256	1	1	BRACKET, fan bracing (Effective with tractor #11001)
24	035061	2	2	CAPSCREW, 1/2"NC x 1-1/4"
25	070403	2	2	CAPSCREW, 1/2"NF x 3"
	904208	4	4	LOCKWASHER, 1/2"
	911043	2	2	NUT, 1/2"NF
26	064531	2	2	WASHER, plain (1/4" thick)
27	-----	-	-	EYE, engine lifting (See CYLINDER HEAD)



ENGINE CLUTCH PARTS (Continued)

ITEM	PART NO.	QTY.	DESCRIPTION
16	-----	4	PIN, shifting sleeve collar (Used prior to tractor #9100)(Order 1 PIN 094482, 1 COLLAR 094483 and 1 PIN 919180)
	094482	4	PIN, shifting sleeve collar (Effective with tractor.#9100)(Also see item 24)
17	058691	8	RING, pin retaining (Used prior to tractor #9100)
	094483	8	COLLAR, pin retaining (Effective with tractor #9100)(Also see item 24)
	919180	8	PIN, roll, 1/8" x 5/8"
18	082391	1	COLLAR, shifting sleeve
19	058862	1	SLEEVE, shifting (Used prior to tractor #8566, including #8583)
	091490	1	SLEEVE, shifting (Effective with tractor #8566, excluding #8583)
	900938	2	PIN, cotter, 3/16" x 1"
20	054459	2	BLOCK, shifting sleeve
21	054363	1	BEARING, ball, shifting sleeve
22	054362	1	RING, retaining, shifting sleeve bearing (large)
23	054364	1	RING, retaining, shifting sleeve bearing (small)
24	088500	1	LEVER KIT, pressure plate (Complete set of parts for converting clutch assemblies used with converters prior to serial No. 62973; items 8, 12, 14 thru 17 and PIN 916202)(Not illustrated)



USAGE: Special equipment. May be installed in place of over-running CLUTCH KIT 090465 if push starting or engine braking is not essential

ITEM	PART NO.	QTY.	DESCRIPTION
-	634242	1	BEARING KIT, over-running clutch replacement (Consists of items listed below)
1	634234	1	SPACER, bearing
2	634233	1	RING, snap, roller bearing
3	059095	1	BEARING, roller
4	634232	1	SLEEVE, adapter, roller bearing (Requires precision machining and welding to install)
5	052166	1	GASKET, turbine housing

TRANSMISSION (Continued)

ITEM	PART NO.	QTY.		DESCRIPTION
		*	**	
49	623527	1	1	RETAINER ASSEMBLY, top shaft front bearing (Includes PLUG 901651)
	901651	1	1	PLUG, pipe, 1/8"NPT
50	035190	6	6	CAPSCREW, 1/2"NC x 1-1/2"
	904208	6	6	LOCKWASHER, 1/2"
51	628940	1	1	SEAL, oil, top shaft, front
52	052449	1	1	RETAINER, reverse shaft front bearing
53	052476	1	1	□GASKET, reverse shaft front bearing retainer
54	052374	1	1	RING, snap, reverse shaft rear bearing

NOTE: Items 55 thru 63 comprise the MEDIUM SPEED REVERSE ARRANGEMENT used on standard Model HD21A tractors

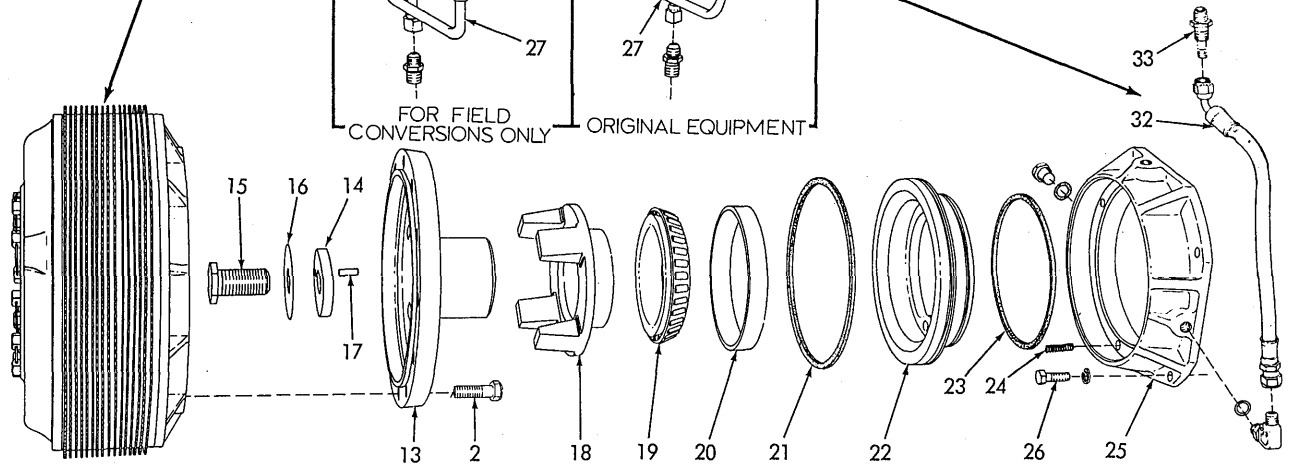
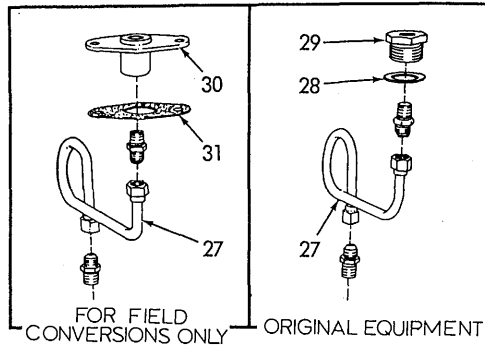
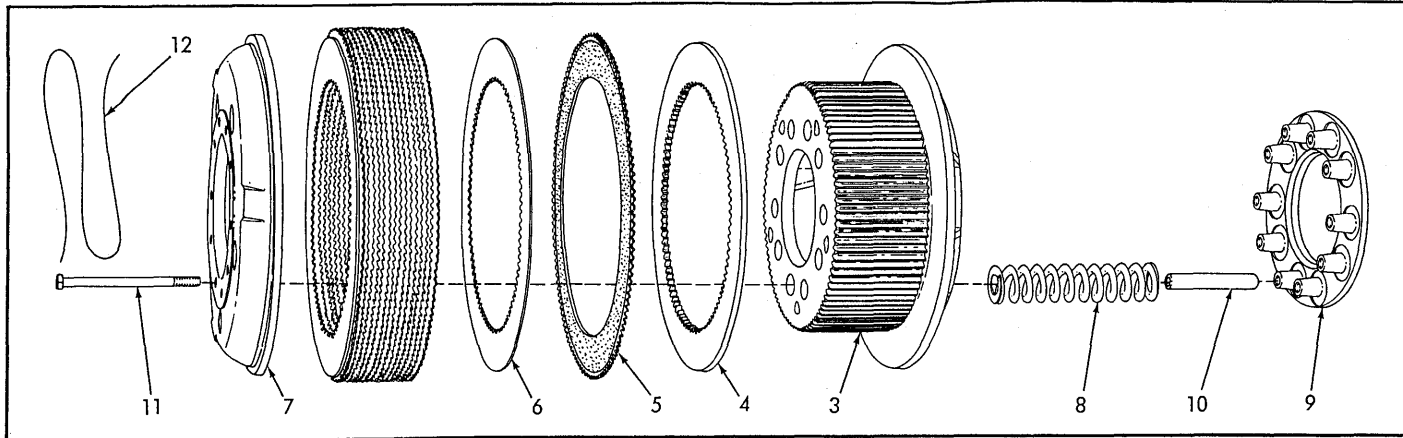
55	052224	1	1	RING, snap, reverse shaft, front
56	097088	1	1	BEARING, ball, reverse shaft, front
56A	049526	1	1	RING, snap, bearing retaining
57	078043	1	1	SHAFT, reverse
58	051773	1	1	GEAR, reverse shaft (27 teeth)
59	052225	1	1	RING, snap, reverse shaft, rear
60	052049	1	1	BEARING, roller, reverse shaft, rear
61	049149	1	1	KEY, reverse gear (woodruff, 5/16" x 1-1/8")
62	035190	3	3	CAPSCREW, reverse shaft front bearing retainer (1-1/2" long)
	904208	3	3	LOCKWASHER, 1/2"
63	052051	1	1	GEAR, reverse, pinion shaft (23 teeth)

NOTE: Items 64 thru 73 comprise the LOW SPEED REVERSE ARRANGEMENT furnished as optional equipment on Model HD21A tractors and as standard equipment on Model HD21F and HD21G tractors. For conversion of Model HD21A tractors in the field order item 77.

64	921556	3	3	CAPSCREW, reverse shaft hub retaining (2" long)	} See item 77
	904208	3	3	LOCKWASHER, 1/2"	
65	065517	1	1	HUB, reverse shaft	
66	052476	1	1	□GASKET, reverse shaft hub	
67	065516	1	1	SHAFT, reverse	
68	057773	2	2	BEARING, ball, reverse shaft gear	
69	065512	2	2	RING, snap, reverse shaft	
70	065518	1	1	GEAR, reverse shaft (22 teeth)	

□Also see PACKAGED PARTS

(Continued)



STEERING CLUTCHES (Second type)

T-30885

CLICK HERE TO **DOWNLOAD** THE COMPLETE MANUAL

- Thank you very much for reading the preview of the manual.
- You can download the complete manual from: www.heydownloads.com by clicking the link below



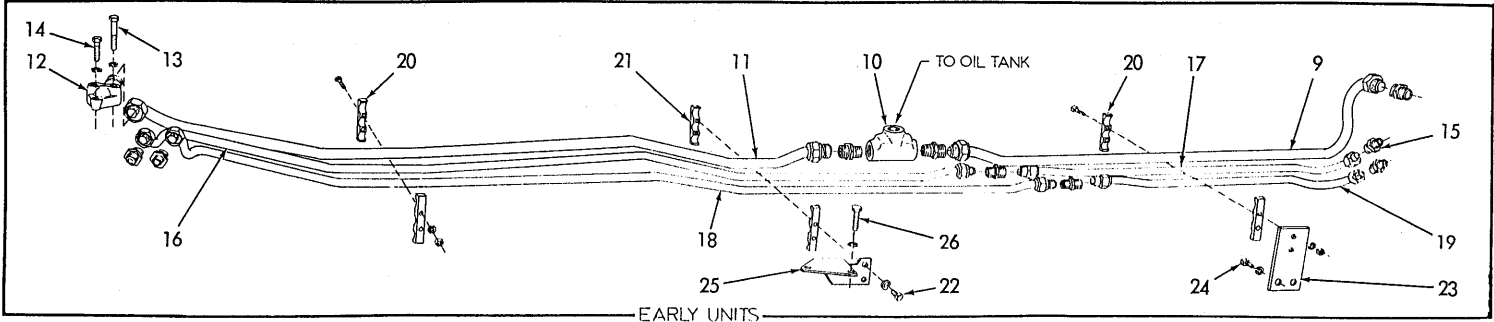
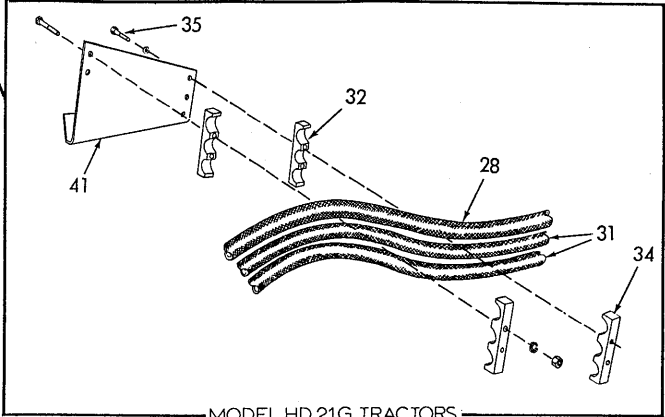
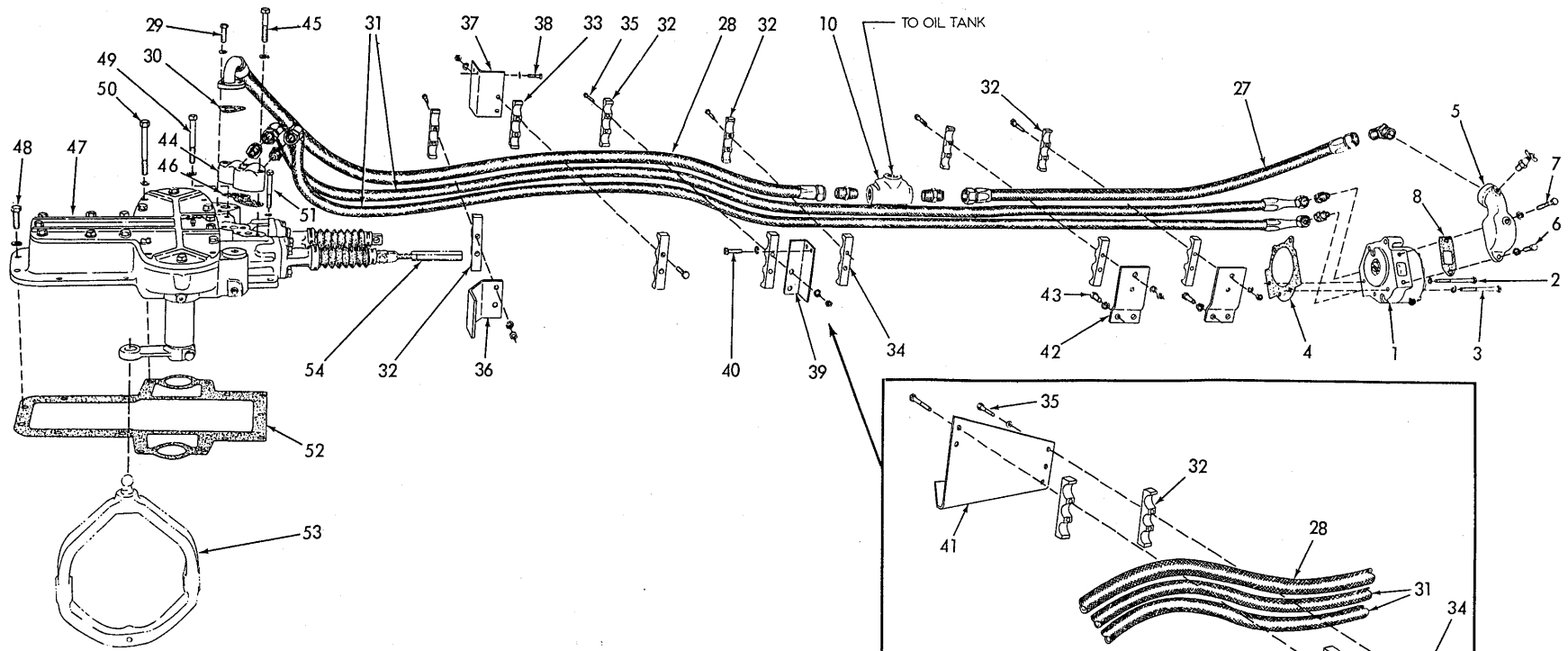
- Please note: If there is no response to CLICKING the link, please download this PDF first and then click on it.

CLICK HERE TO **DOWNLOAD** THE COMPLETE MANUAL

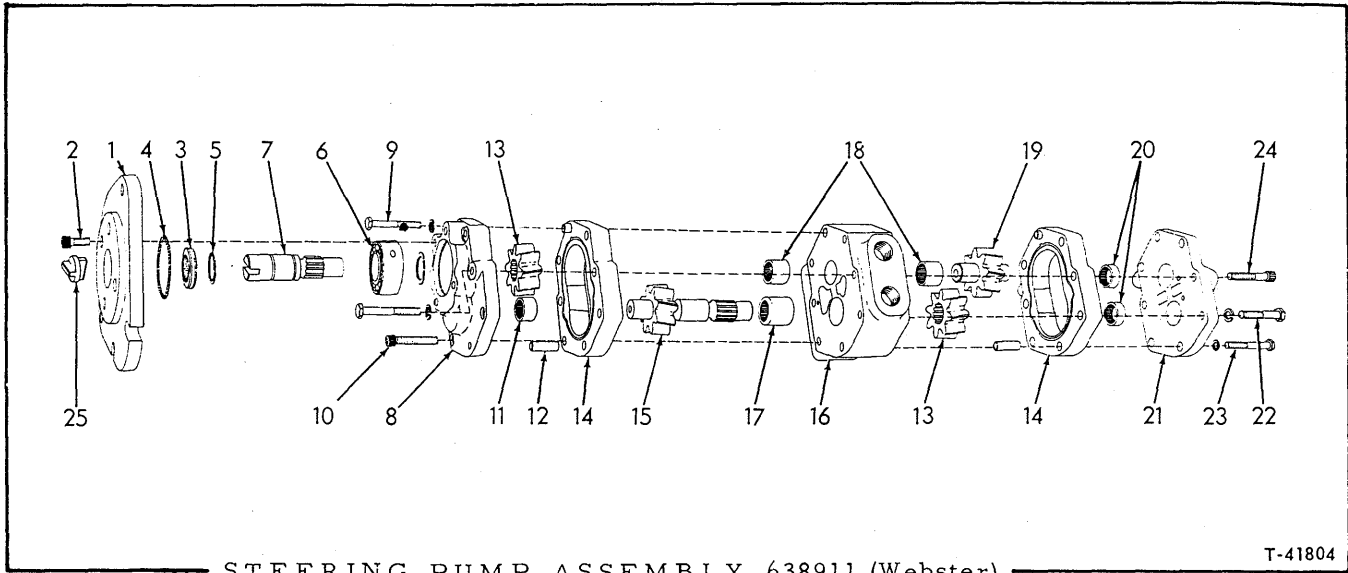
STEERING CLUTCH AND FINAL DRIVE HOUSING (Continued)

ITEM	PART NO.	QTY.	DESCRIPTION
26	035250	8	PLUG, filling and drain
27	035249	9	GASKET, filling and drain plugs
28	067543	1	PLUG, drain, bevel gear compartment (magnetic)
29	621493	1	GUARD, track sprocket, lower left } Standard
	621494	1	
	621563	1	GUARD, track sprocket, lower left } Special heavy-duty
	621564	1	
30	023618	8	CAPSCREW, 5/8"NF x 2-1/2"
31	072366	8	NUT, high, 5/8"NF
32	623065	2	TUBE ASSEMBLY, final drive breather (Includes nuts)
	919173	2	ELBOW, flare type, 1/4" tube, 1/8"NPT male
	919171	2	CONNECTOR, flare type, 1/4" tube, 1/8"NPT male
33	096214	2	CAP ASSEMBLY, truck frame pivot shaft, inner
	096213	2	CAP ASSEMBLY, truck frame pivot shaft, outer

NOTE: Each Cap Assembly includes items 3 and 4; also upper block which requires welding to housing.



HYDRAULIC STEERING CONTROL (First type)



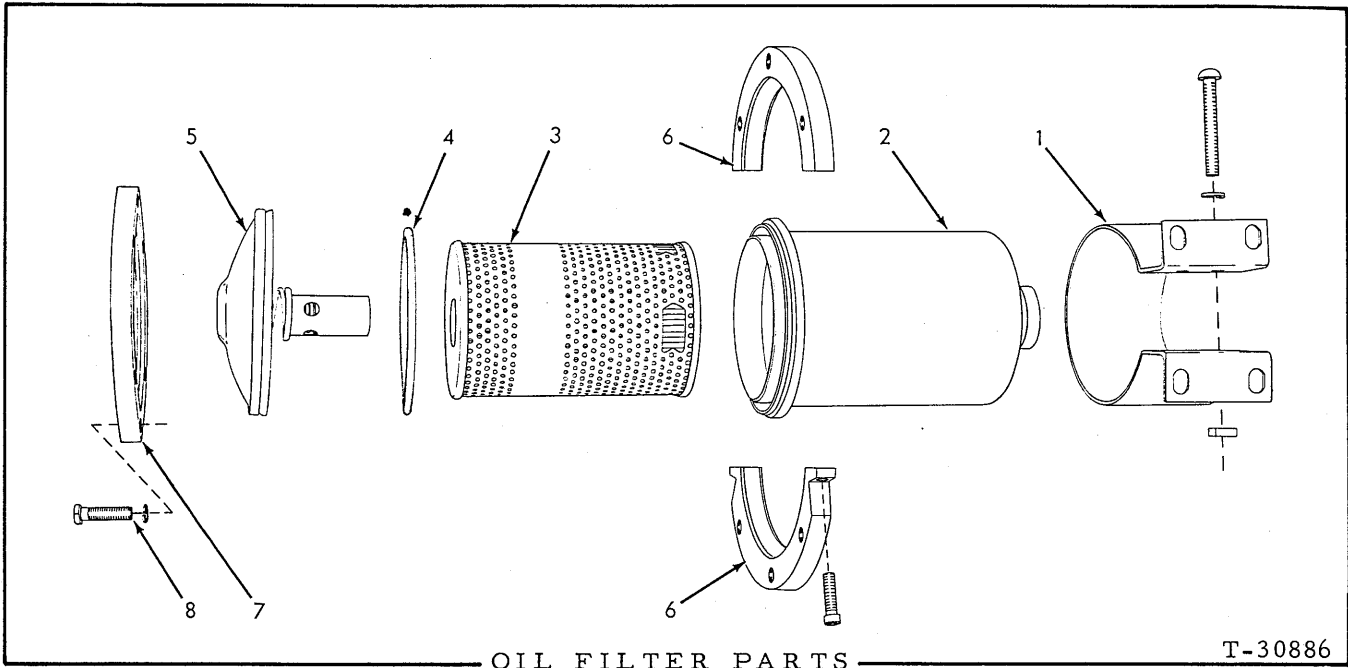
STEERING PUMP ASSEMBLY 638911 (Webster)

T-41804

USAGE: See pages 356 and 360

ITEM	PART NO.	QTY.	DESCRIPTION
1	643449	1	PLATE ASSEMBLY, adapting (Includes item 3)
2	643551	4	CAPSCREW, socket-hd., 5/16"NC x 3/4"
3	643438	1	SEAL, oil
4	3039053	1	O-RING, adapting plate
5	628161	2	RING, snap, drive shaft
6	4255031	1	BEARING, ball
7	644354	1	SHAFT, drive
8	643496	1	BODY ASSEMBLY (Includes item 11)
	921160	4	CAPSCREW, 5/16"NC x 2-1/4"
	904205	4	LOCKWASHER, 5/16"
9	054305	2	CAPSCREW, 1/4"NC x 2"
	904204	2	LOCKWASHER, 1/4"
10	643553	2	CAPSCREW, socket-hd., 5/16"NC x 1-1/2"
11	208253	1	BEARING, needle, driven shaft (short)
12	643544	4	PIN, dowel (hollow)
13	643545	2	GEAR (splined)
14	643534	2	PLATE, gear housing
15	644898	1	SHAFT ASSEMBLY, driven (Includes gear. Serviced only as a unit)
16	643492	1	PLATE ASSEMBLY, center (Includes items 17 and 18)
17	643494	1	BEARING, needle, driven shaft (long)
18	208253	2	BEARING, needle
19	644897	1	SHAFT ASSEMBLY, idler (Includes gear. Serviced only as a unit)

(Continued)



OIL FILTER PARTS

T-30886

USAGE: See page 356

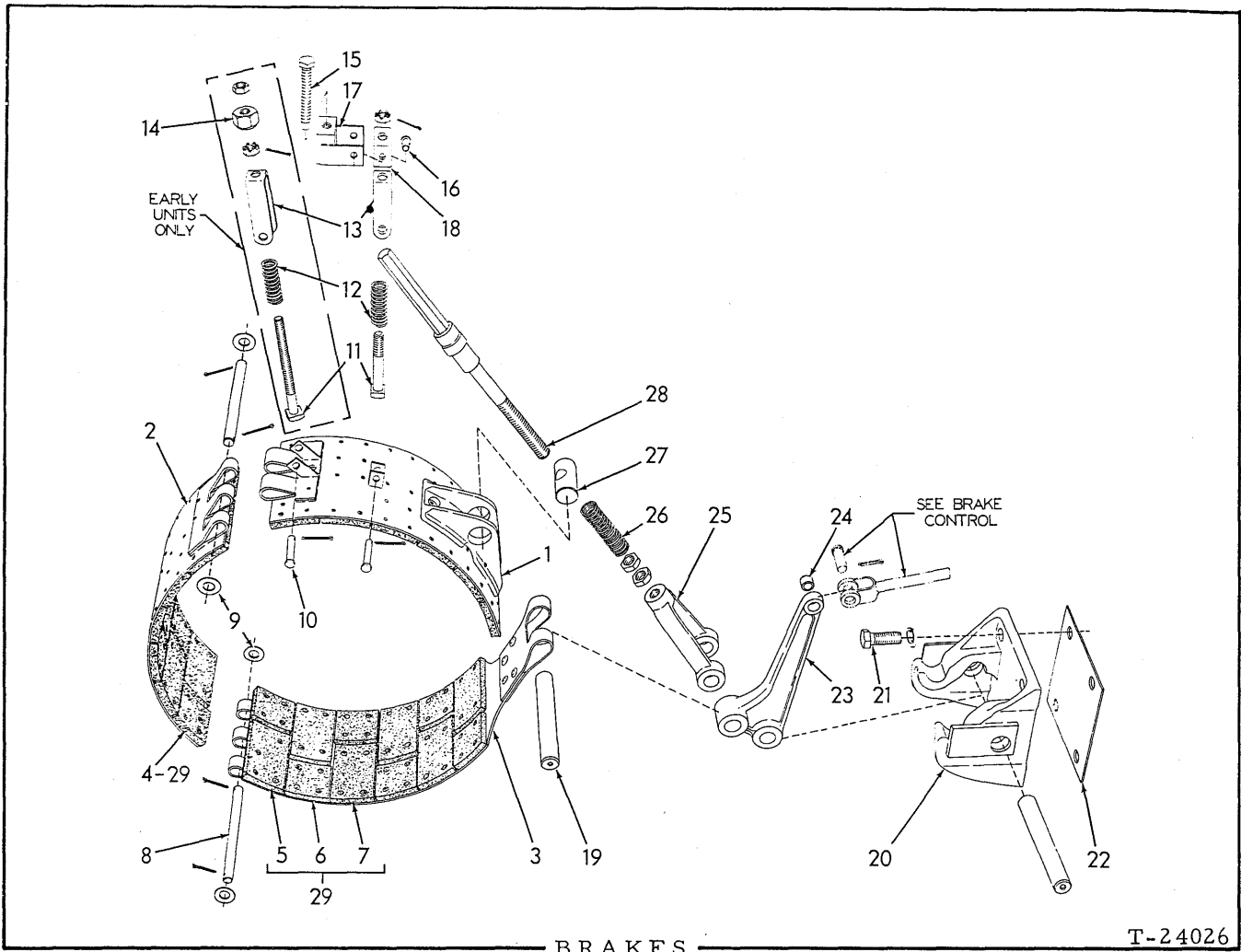
* 629164 FILTER ASSEMBLY
 ** 629829 FILTER ASSEMBLY

ITEM	PART NO.	QTY.	DESCRIPTION
NOTE: Quantities indicated are for one (1) filter assembly only			
1	623045	1	BRACKET ASSEMBLY, mounting (Includes hardware indented below)
	903765	2	SCREW, machine, 5/16"NC x 2-1/2"
	904205	2	LOCKWASHER, 5/16"
	901151	2	NUT, square, 5/16"NC
2	623048	1	CASE
3	623049	1	ELEMENT PACKAGE (Includes item 4)
4	-----	1	GASKET, case cover (Not serviced. Order O-RING 923600)
	923600	-	O-RING, case cover
5	623046	1	COVER ASSEMBLY (Includes relief valve)
6	-----	1	RING ASSEMBLY, lower (Includes CAPSCREW indented below)(Order CASE 629643)
	-----	-	RING ASSEMBLY, lower (Includes CAPSCREW indented below)(Order CASE 629643)
	912262	2	CAPSCREW, hex-socket-hd., 1/4"NC x 1"
7	-----	1	RING, upper (Order COVER ASSEMBLY 629642)
8	070960	6	CAPSCREW, 3/8"NC x 1-1/2"
	013059	-	CAPSCREW, 3/8"NC x 2"
	904206	6	LOCKWASHER, 3/8"

See FILTER ASSEMBLY 629707

STEERING LEVERS AND LINKAGE (Continued)

ITEM	PART NO.	QTY.	DESCRIPTION
22	630837	2	LEVER ASSEMBLY, control (Includes item 23A)
23	046419	2	CAPSCREW, 3/8"NF x 2"
	904206	2	LOCKWASHER, 3/8"
	911041	2	NUT, 3/8"NF
23A	624584	2	BUSHING, control lever
24	081125	2	ROD, control, vertical (Not used on Model HD21G after tractor #11724, excluding #11798)
	622565	2	ROD, control, vertical (Effective with Model HD21G tractor #11725, excluding #11798)
	911041	2	NUT, 3/8"NF
25	628736	2	YOKE, control rod
26	069467	1	SHAFT, cross, lower
	905123	2	KEY, #9 woodruff, 3/16" x 3/4"
27	099491	1	BRACKET, lower cross shaft
28	035733	2	CAPSCREW, 1/2"NC x 1-3/8"
	904208	2	LOCKWASHER, 1/2"
29	081301	1	BELLCRANK, lower cross shaft
30	052564	2	PIN, control rod yoke
	900801	2	PIN, cotter, 3/32" x 3/4"
31	081300	2	LEVER, lower cross shaft
32	046419	2	CAPSCREW, 3/8"NF x 2"
	904206	2	LOCKWASHER, 3/8"
	911041	2	NUT, 3/8"NF
33	043881	2	SPRING, rod retracting (5" long)(Used prior to tractor #11410, excluding #11309 and #11387)
	044245	2	SPRING, rod retracting (7-1/2" long)(Effective with tractor #11410, including #11309 and #11387)
34	099498	2	ROD, control, lower (If for tractors prior to #11410, excluding #11309 and #11387 also order 1 SPRING 044245)
	911043	2	NUT, 1/2"NF
35	053005	2	NUT, lower control rod yoke (1/2"NF left hand thread)
36	052601	2	NUT, adjusting, lower control rod
37	073034	2	YOKE, lower control rod
38	049993	2	PIN, lower control rod yoke
	900805	2	PIN, cotter, 1/8" x 3/4"
39	052643	10	BEARING, needle, control linkage (1/2" long)
40	052662	12	SEAL, dust, control linkage bearings
41	078810	8	PIN, control linkage yokes
	900801	8	PIN, cotter, 3/32" x 3/4"
42	-----	-	LEVER, throttle (See THROTTLE CONTROL)



USAGE: Tractors serial No. 11522 thru No. 12000

* Tractors serial No. 11522 thru 11858, including Nos. 9446 thru 9449, 11426, 11481, 11491, 11495, 11497 thru 11500, 11503, 11504, 11506, 11507, 11510, 11511, 11513, 11514, 11515, 11517, 11518, 11520; excluding Nos. 11801 thru 11806.

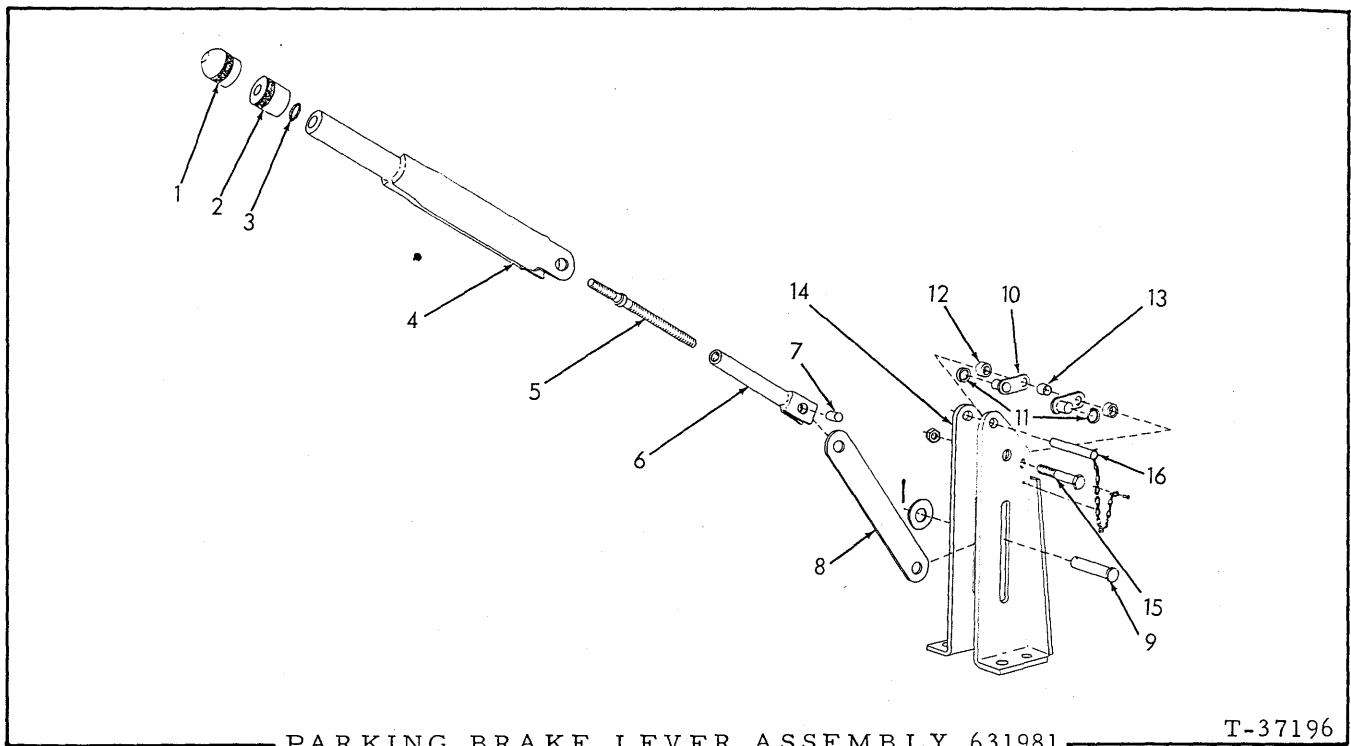
** Tractors serial No. 11859 thru 12000, including Nos. 11801 thru 11806; excluding Nos. 11808 and 11809

ITEM	PART NO.	QTY.		DESCRIPTION	
		*	**		
1	621291	2	2	BAND ASSEMBLY, top section (Each includes 1 LINING 099187, 6 LININGS 099188, 5 LININGS 099189, 41 RIVETS 920218 and 7 RIVETS 920257)	
2	099186	2	2	BAND ASSEMBLY, intermediate section (Each includes 1 LINING 099187, 5 LININGS 099188, 5 LININGS 099189, 1 LINING 099190, 44 RIVETS 920218 and 4 RIVETS 920257)	
3	099191	2	2	BAND ASSEMBLY, bottom section (Each includes 5 LININGS 099188, 6 LININGS 099189, 1 LINING 099190, 46 RIVETS 920218 and 2 RIVETS 920257)	
4	099187	4	4	LINING, brake band (2-5/8" long, staggered holes)	} See item 29
	920218	12	12	RIVET, tubular, steel, 3/16" x 7/16"	
	920257	4	4	RIVET, tubular, steel, 3/16" x 23/32"	

(Continued)

BRAKE CONTROL (Continued)

ITEM	PART NO.	QUANTITY			DESCRIPTION
		*	**	***	
49	082834	2	2	2	CLIP, attaching, rod spring
50	624057	2	2	2	SPRING, rod
51	076798	2	2	-	ROD, rear (11-1/2" long) (Used prior to tractor #11522, excluding #9446 thru 9449, 11426, 11481, 11491, 11495, 11497 thru 11500, 11503, 11504, 11506, 11507, 11510, 11511, 11513, 11514, 11515, 11517, 11518 and 11520)
	099210	2	2	-	ROD, rear (12-1/2" long) (Effective with tractor #11522, including #9446 thru 9449, 11426, 11481, 11491, 11495, 11497 thru 11500, 11503, 11504, 11506, 11507, 11510, 11511, 11513, 11514, 11515, 11517, 11518 and 11520)
	076798	-	-	2	ROD, rear
	911044	2	2	2	NUT, 5/8"NF
52	078908	2	2	2	BOOT, rod (rubber)
53	066393	2	2	2	BRACKET ASSEMBLY, bellcrank pivot (Includes item 55)
54	035067	4	4	4	CAPSCREW, 1/2"NF x 2"
	904208	4	4	4	LOCKWASHER, 1/2"
55	096142	4	4	4	BUSHING, bellcrank pivot bracket (steel)
56	066418	2	2	2	PIN, bellcrank pivot bracket
	900806	2	2	2	PIN, cotter, 1/8" x 1"
57	-----	1	1	1	BRACKET (See ENGINE CLUTCH CONTROL)

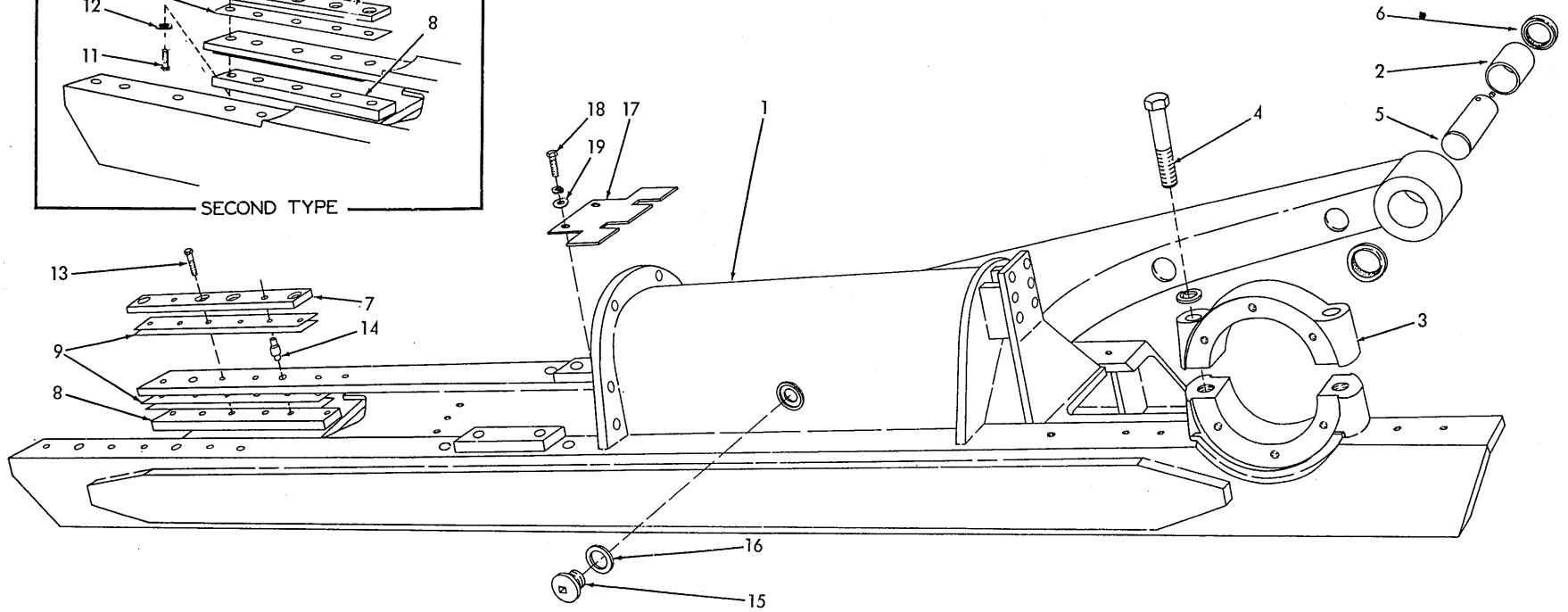
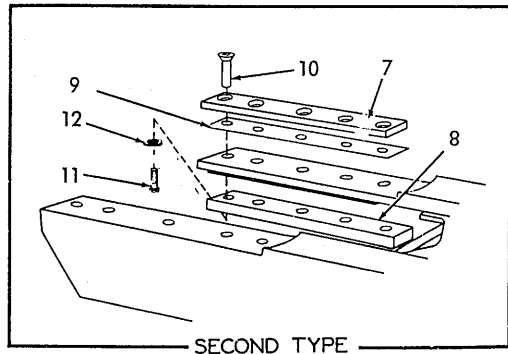


PARKING BRAKE LEVER ASSEMBLY 631981

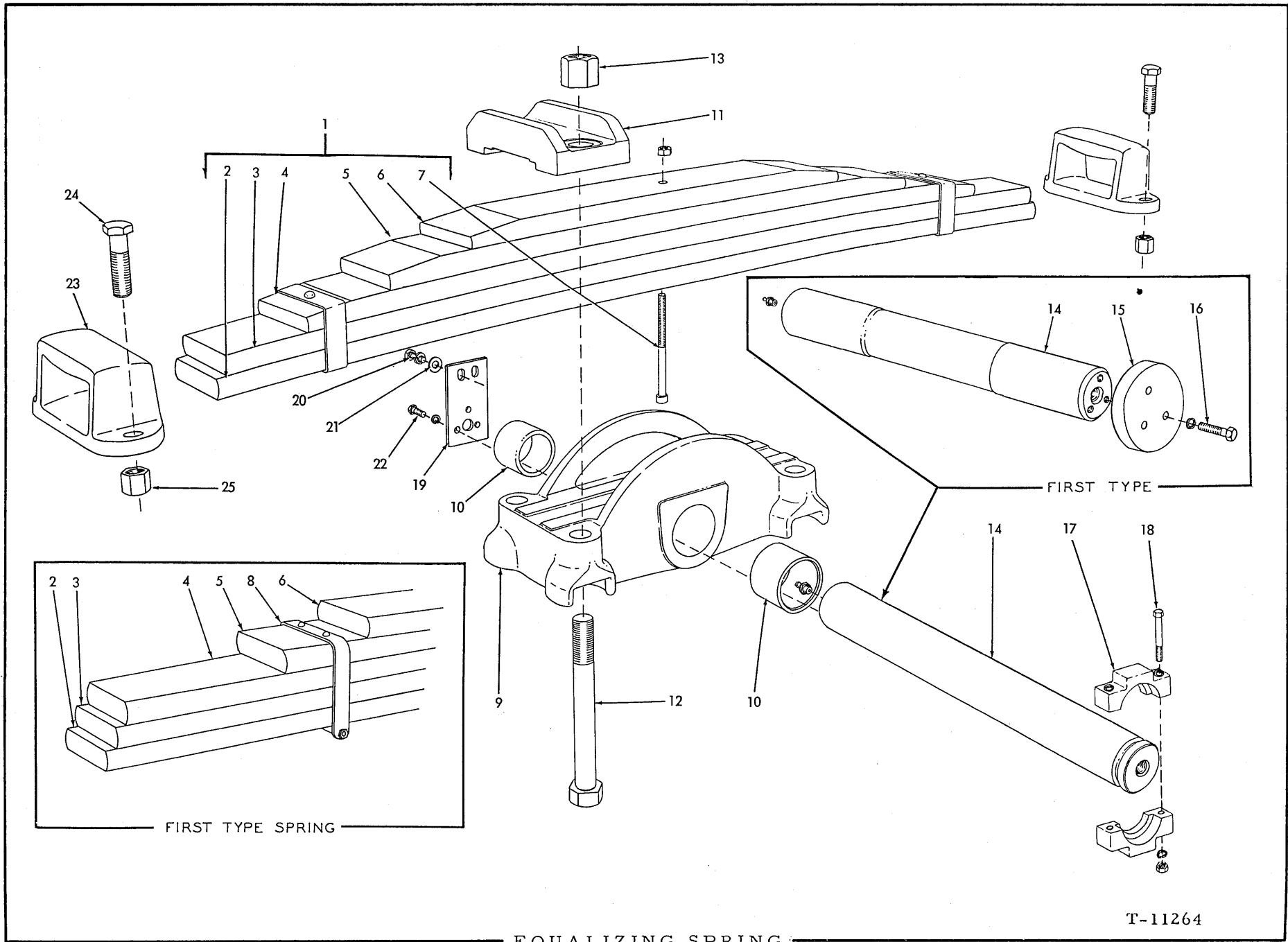
T-37196

USAGE: See page 395

ITEM	PART NO.	QTY.	DESCRIPTION
1	637801	1	CAP, adjusting stud
2	637802	1	NUT, cap locking
3	923548	1	O-RING, adjusting stud knob
4	637803	1	LEVER, operating
5	637818	1	STUD, lever adjusting
6	637804	1	TUBE, adjusting stud
7	637819	1	PIN, connecting link
8	637805	1	LINK, connecting
9	637811	1	PIN, clevis
	900818	1	WASHER, plain, U.S. std., 1/2"
	900806	1	PIN, cotter, 1/8" x 1"
10	637808	2	BRACKET, pivot
11	637806	2	SPACER, pivot bracket (3/4" O.D.)
12	637809	2	SPACER, pivot bracket (5/8" O.D.)
13	637810	1	SPACER, pivot bracket (1/2" O.D.)
14	-----	1	BRACKET, supporting (Not serviced separately)
15	637817	1	BOLT, pivot bracket (drilled-hd.)(Early units)
	099575	1	CAPSCREW, pivot bracket (Late units)
	919219	1	NUT, Sealastic stop, thin, 3/8"NF
16	637820	1	PIN, lever locking (Includes chain)
	913533	1	SCREW, thread-cutting, #4 x 1/4" (Early units)
	628406	1	PIN, drive (Late units)

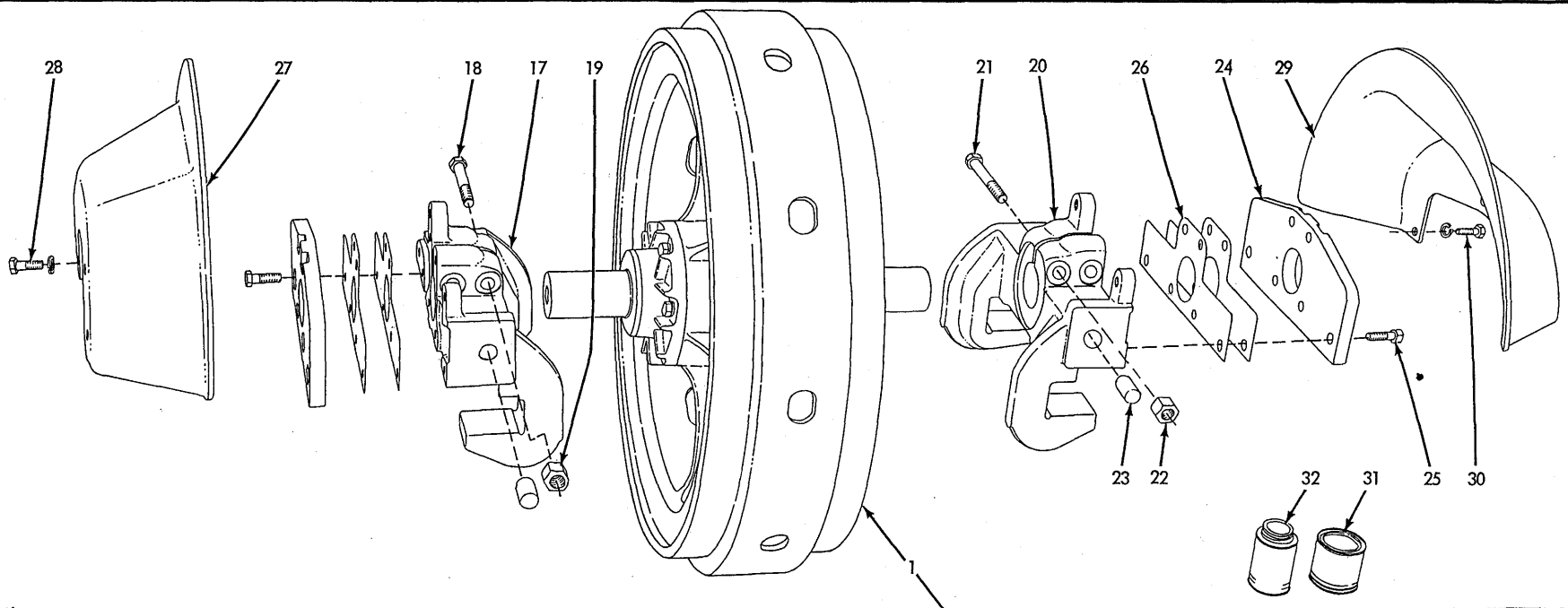


TRUCK FRAME (Second type Model HD21G)

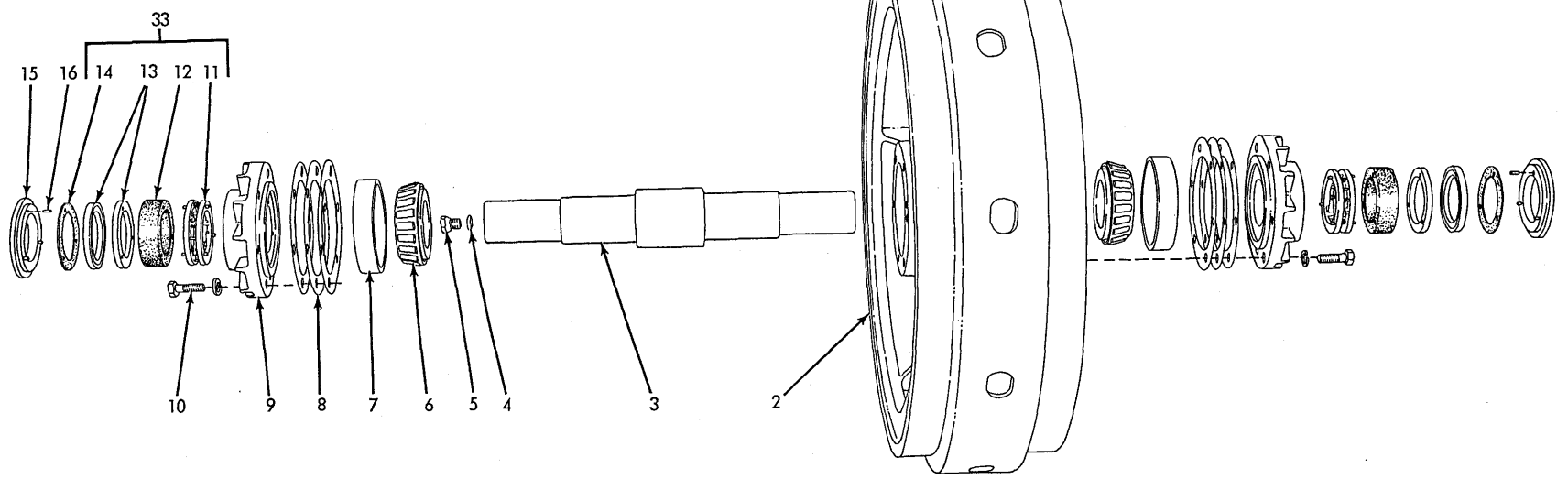


EQUALIZING SPRING

T-11264



T-11270

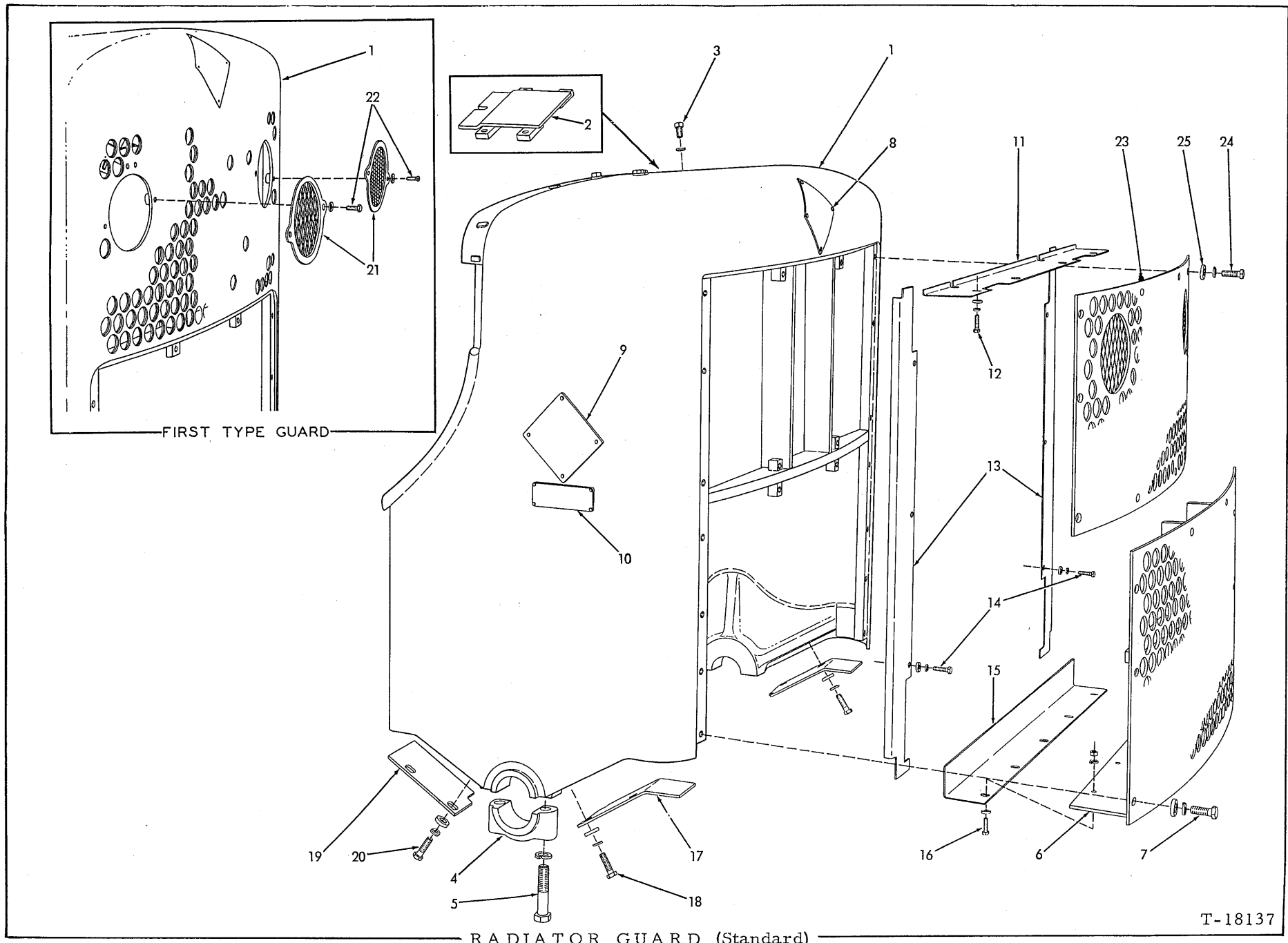


TRACK IDLER (First type)

T-11269

TRACK RELEASE (Continued)

ITEM	PART NO.	QTY.		DESCRIPTION
		*	**	
20	066062	2	2	BELLCRANK
21	051799	2	2	PIN, bellcrank pivot
22	051796	2	2	ROD, push, rear
23	051798	2	2	PIN, rear push rod
24	051790	2	2	PLUNGER, spring
25	051800	2	2	SPRING, outer
26	059179	2	2	SPRING, inner
27	064820	2	2	SEAT, spring (7/8" thick flange)(Used prior to tractor #11726)
	095529	2	2	SEAT, spring (1-1/4" thick flange)(Effective with tractor #11726)
28	095328	2	2	SPACER, spring seat (3/8" thick)(Used on tractor #11371 thru #11725)
29	064819	2	2	CAPSCREW, spring adjustment
30	051795	2	2	LOCK, spring adjustment capscrew
31	093569	-	2	BRACKET, supporting, adjustment screw (3" hole)(Used on tractors #9067 thru #11271)
	095287	-	2	BRACKET, supporting, adjustment screw (3-1/4" hole) (Effective with tractor #11272)
32	023618	-	4	CAPSCREW, 5/8"NF x 2-1/2"
	904209	-	4	LOCKWASHER, 5/8"
33	098088	-	6	SHIM, aligning, adjustment screw bracket (Use as req'd)
34	093431	-	2	BLOCK, tapped(Effective with tractor #9067)
35	035229	-	2	CAPSCREW, 5/8"NF x 2"
	904209	-	2	LOCKWASHER, 5/8"



RADIATOR GUARD (Standard)

T-18137

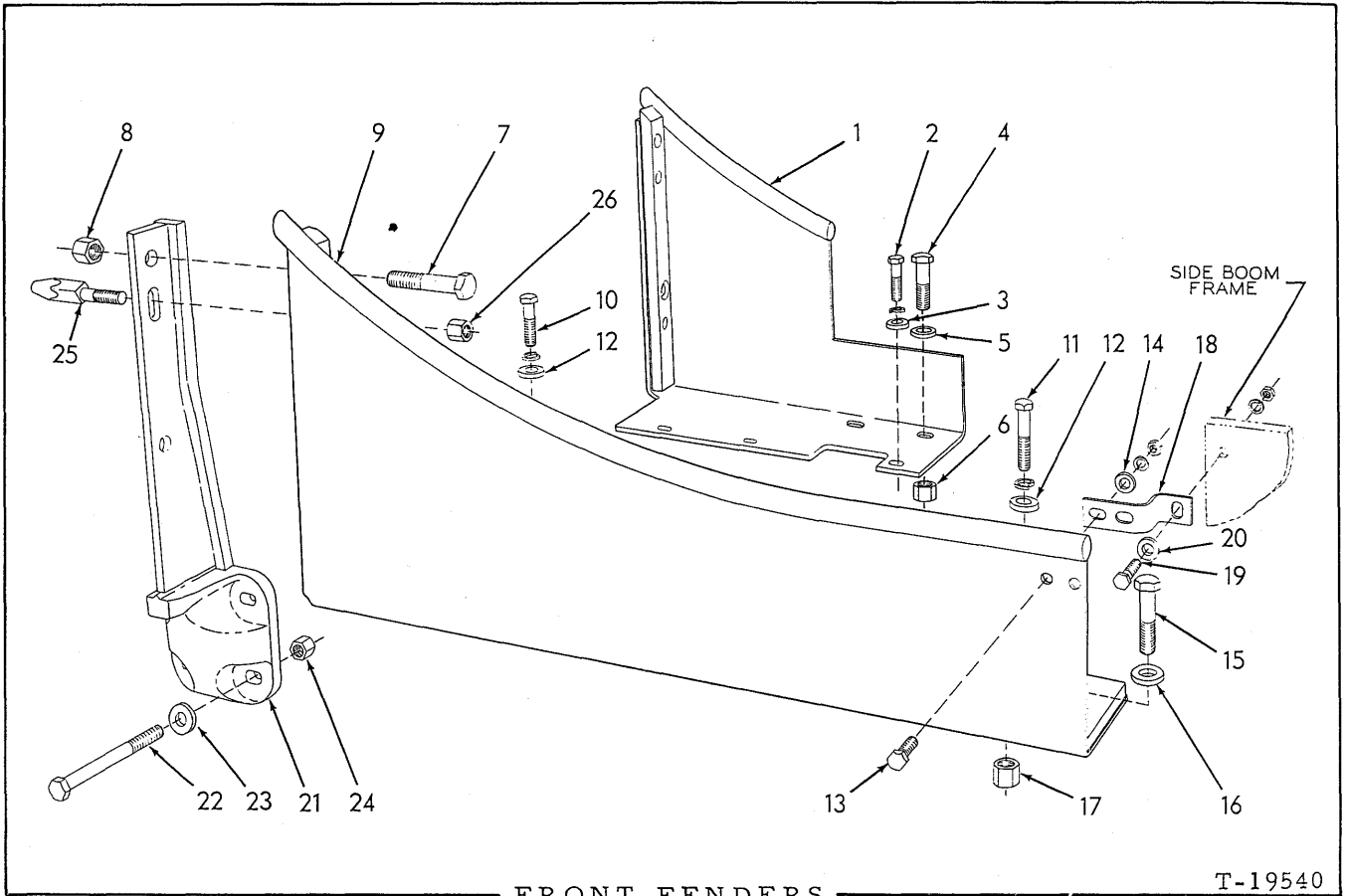
RADIATOR GUARD (Continued)

ITEM	PART NO.	QTY. * **	DESCRIPTION
12	085056	2 2	PLATE, bottom closure, rear (3-1/4" wide)(Used prior to tractor #7056)
	084140	2 2	PLATE, bottom closure, rear (4-3/4" wide)(Effective with tractor #7056)
13	035229	4 4	CAPSCREW, 5/8"NF x 2"
	904209	4 4	LOCKWASHER, 5/8"
14	064810	4 4	WASHER, plain
15	609406	1 -	ADAPTER, lower guard
16	012526	2 -	CAPSCREW, 3/4"NF x 3-1/4"
	904369	2 -	LOCKWASHER, 3/4"
	911045	2 -	NUT, 3/4"NF
17	012586	4 -	CAPSCREW, 1"NF x 3-1/2"
	910916	4 -	LOCKWASHER, 1"
	911047	4 -	NUT, 1"NF
18	609408	1 -	GUARD, lower section
18A	037573	8 -	CAPSCREW, 5/8"NC x 2-3/4"
	064810	4 -	WASHER, plain
	904209	8 -	LOCKWASHER, 5/8"
	911029	8 -	NUT, 5/8"NC
19	084492	1 -	BAFFLE, air, lower (See FRONT PUSHER for special baffle)
20	036034	5 -	CAPSCREW, 3/8"NF x 1"
21	044973	5 -	WASHER, plain
	904206	5 -	LOCKWASHER, 3/8"
	911041	5 -	NUT, 3/8"NF
22	084759	1 1	BAFFLE, air, right side
23	040382	3 3	CAPSCREW, 3/8"NC x 1-3/8"
	904206	3 3	LOCKWASHER, 3/8"
24	044973	3 3	WASHER, plain
25	084323	1 1	BAFFLE, air, left side
26	040382	3 3	CAPSCREW, 3/8"NC x 1-3/8"
	904206	3 3	LOCKWASHER, 3/8"
27	044973	3 3	WASHER, plain
28	093220	1 1	BAFFLE, air, upper
29	012992	4 4	CAPSCREW, 3/8"NF x 1-1/4"
	904206	4 4	LOCKWASHER, 3/8"
30	044973	4 4	WASHER, plain
31	093262	1 1	PLATE, front closure, upper (Effective with tractor #9142)
32	023465	10 10	CAPSCREW, 5/8"NF x 1-3/4" (Used prior to tractor #11126)
	036707	10 10	CAPSCREW, 5/8"NC x 1-3/4" (Effective with tractor #11126)
	904209	10 10	LOCKWASHER, 5/8"
33	064810	10 10	WASHER, plain
34	087585	1 -	PLATE, front closure, lower (Used prior to tractor #9142)
	093263	1 -	PLATE, front closure, lower (Effective with tractor #9142)
	091891	- 1	PLATE, front closure, lower (Used prior to tractor #9142)
	093258	- 1	PLATE, front closure, lower (Effective with tractor #9142)
	620483	- 1	PLATE, front closure, lower (For use with "Allis-Chalmers" F-100 Cable Control Unit)
35	023465	8 6	CAPSCREW, 5/8"NF x 1-3/4" (Used prior to tractor #11126)
	036707	8 6	CAPSCREW, 5/8"NC x 1-3/4" (Effective with tractor #11126)
	904209	8 6	LOCKWASHER, 5/8"
36	064810	8 6	WASHER, plain

} See FRONT PUSHER for special plate

} For use with "Gar Wood" Cable Control Unit

(Continued)



USAGE: Model HD21F only

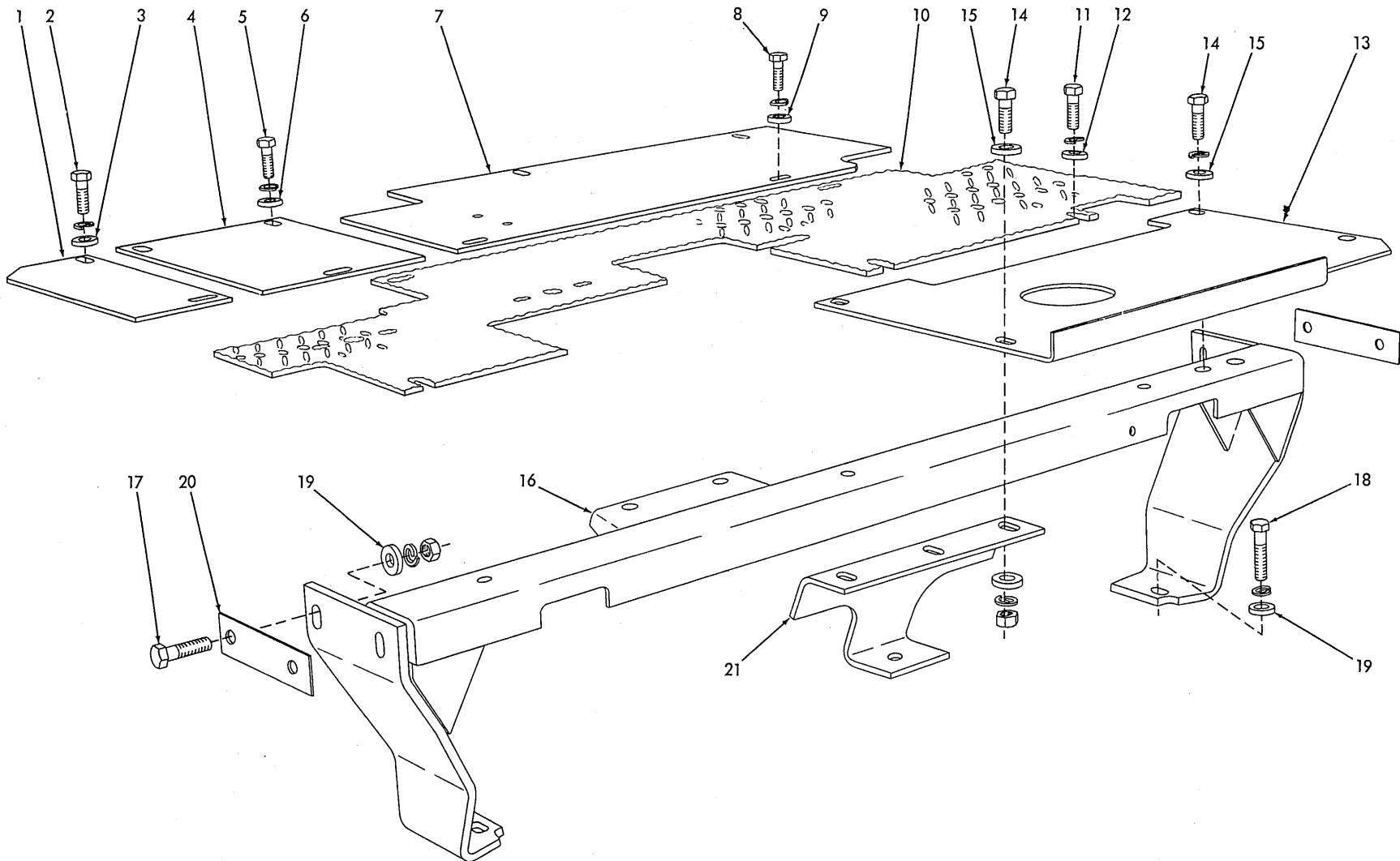
* Standard tractors
 ** Tractors equipped with dozer

ITEM	PART NO.	QTY.	DESCRIPTION
------	----------	------	-------------

NOTE: See RADIATOR AND MOUNTING for Model HD21G Front Fenders

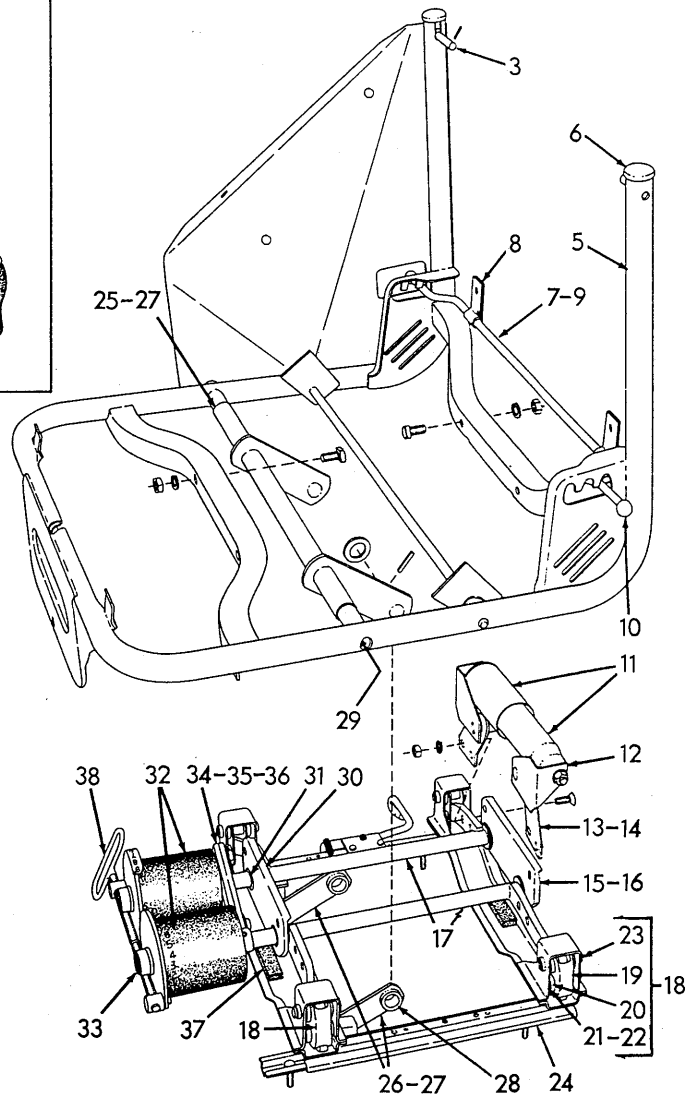
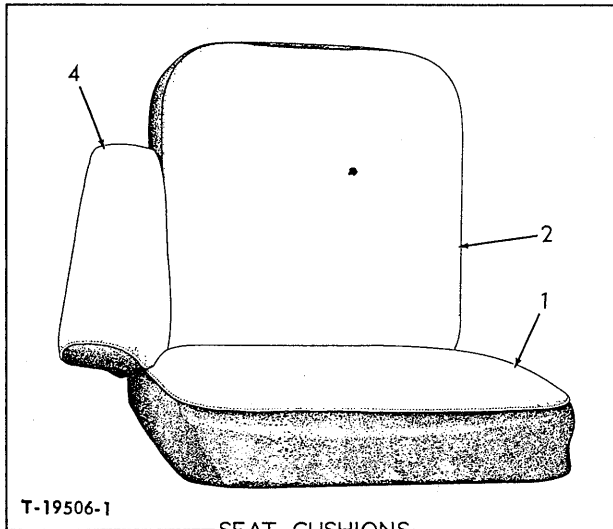
1	{	095084	1	-	FENDER, right side	
		098501	-	1	FENDER, right side	
2	{	023618	3	1	CAPSCREW, 5/8"NF x 2-1/2"	
		035306	-	2	CAPSCREW, 5/8"NF x 3-1/4"	
3		064810	3	3	WASHER, plain	
		904209	3	3	LOCKWASHER, 5/8"	
4		052527	-	2	CAPSCREW, 3/4"NF x 3-1/2"	
5		061689	-	2	WASHER, plain	
6		012767	-	2	NUT, high, 3/4"NF	
7		085026	6	6	CAPSCREW, fender attachment (7/8"NF x 4-1/2")	} 2 less used effective with tractor #12420
8		070400	6	6	NUT, high, 7/8"NF	

(Continued)



FLOOR (Model HD21F)

T-33474



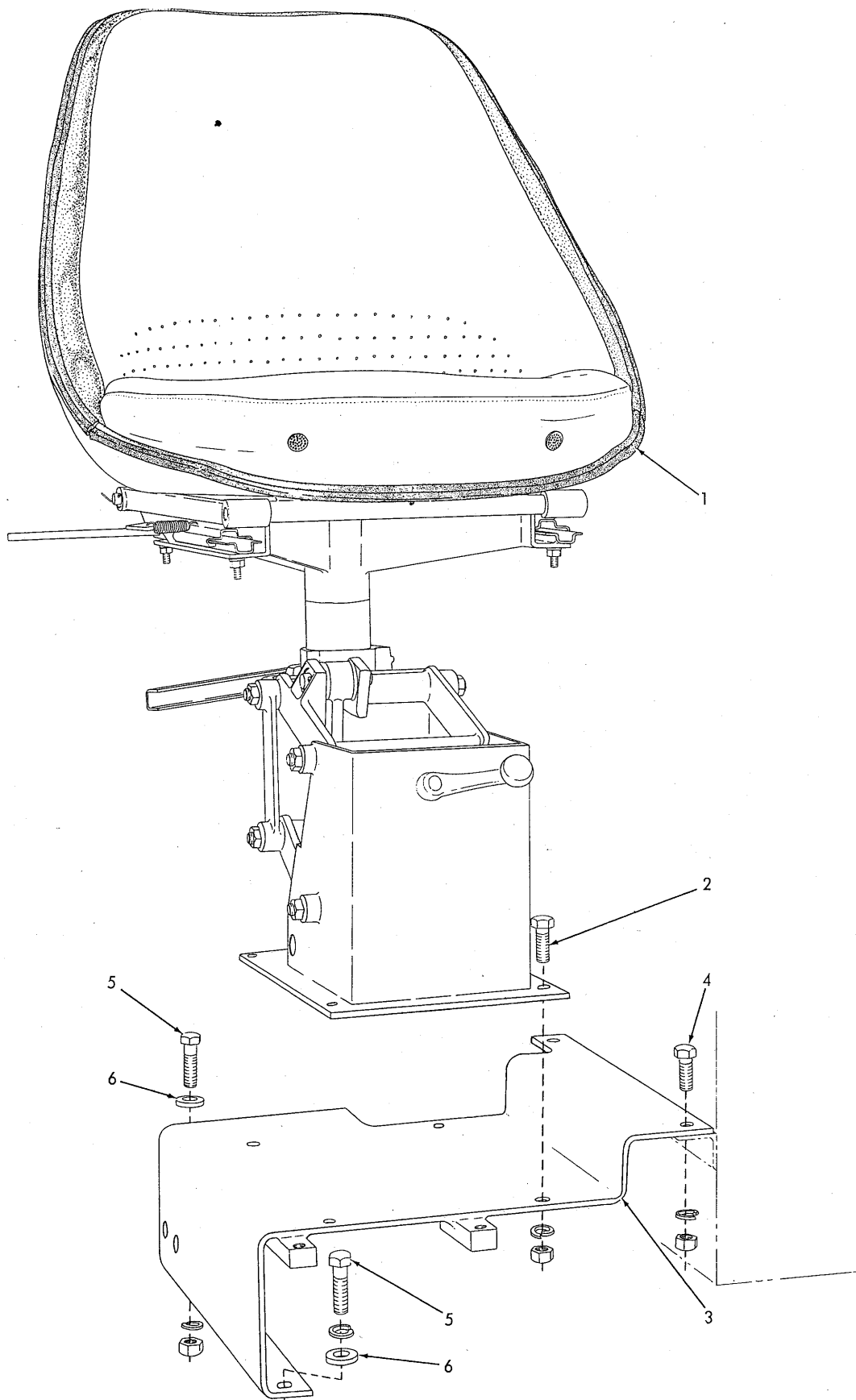
SEAT ASSEMBLY 092679

T-19507

USAGE: See page 487

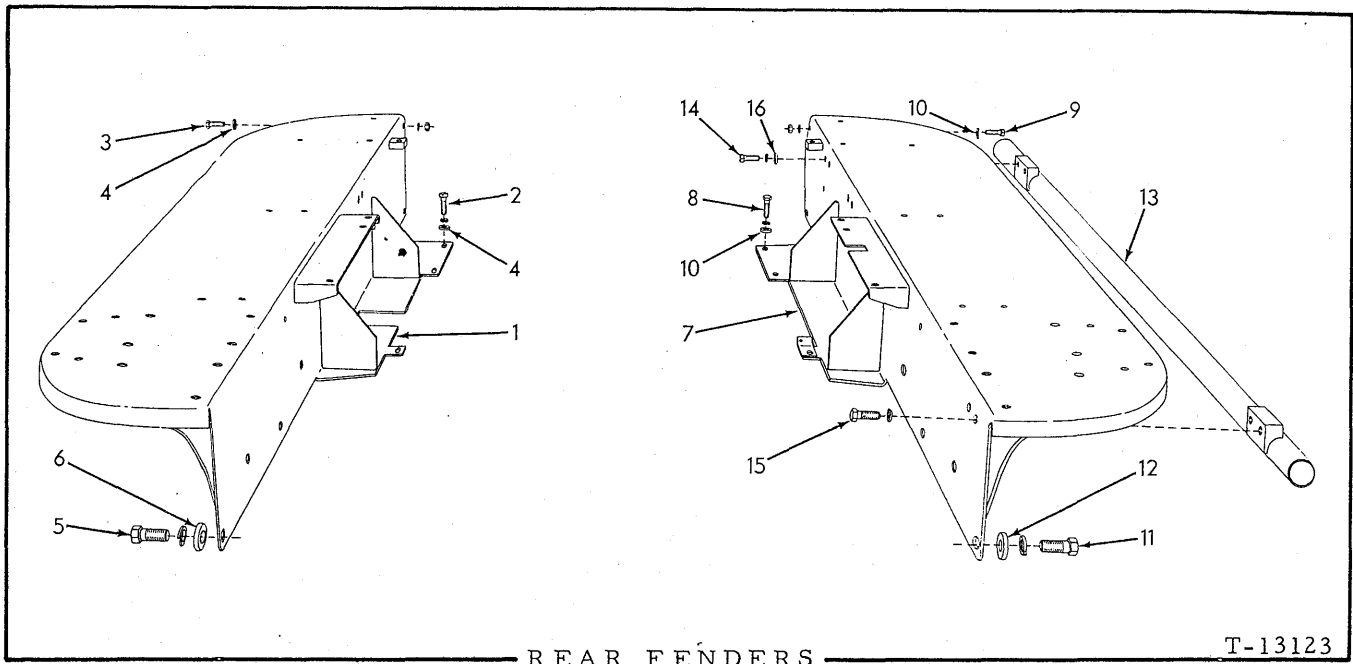
ITEM	PART NO.	QTY.	DESCRIPTION
1	094271	1	CUSHION, seat
2	094272	1	CUSHION, back
	900576	2	SCREW, machine, 1/4"NC x 3/4"
	904204	2	LOCKWASHER, 1/4"

(Continued)



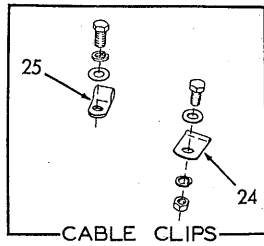
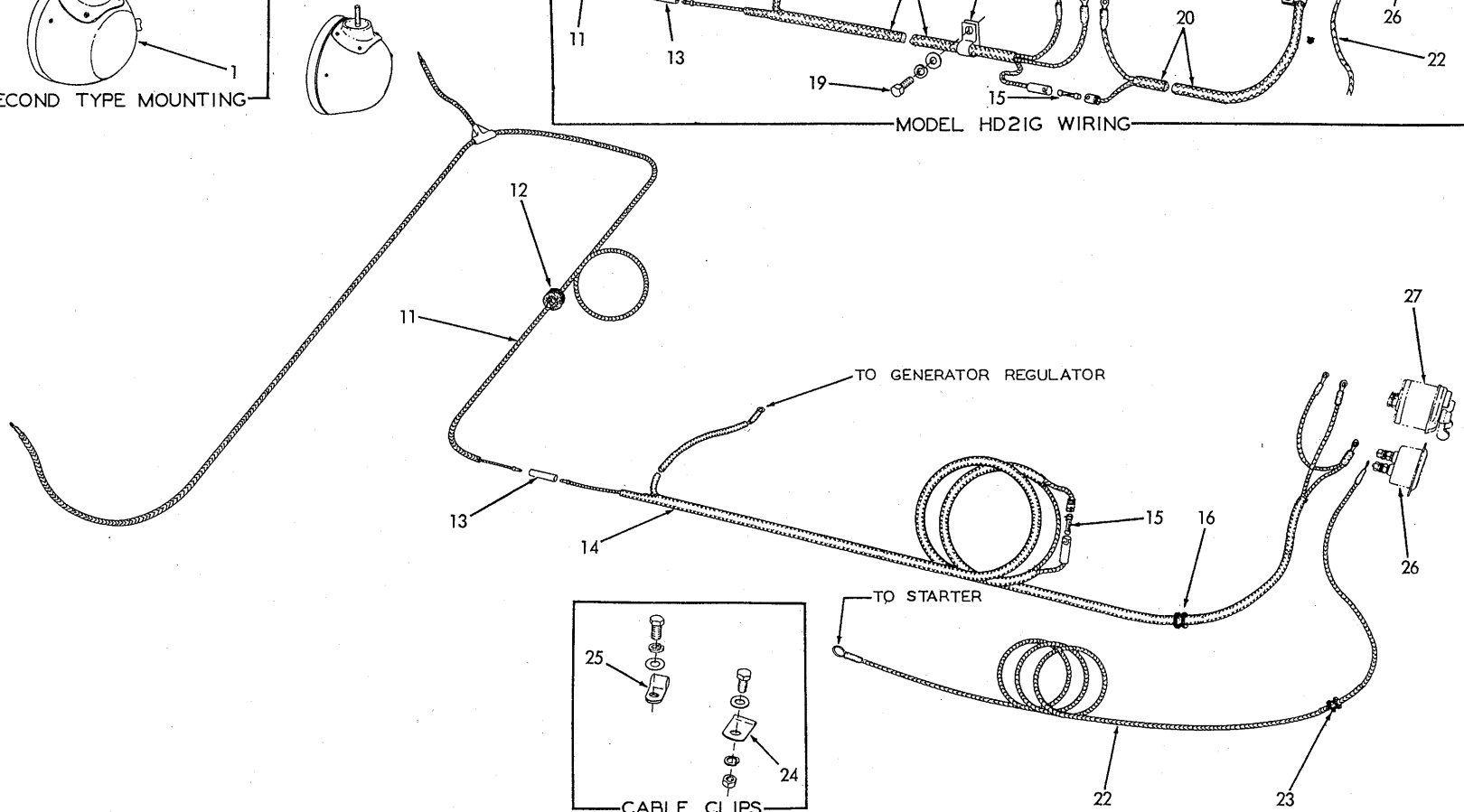
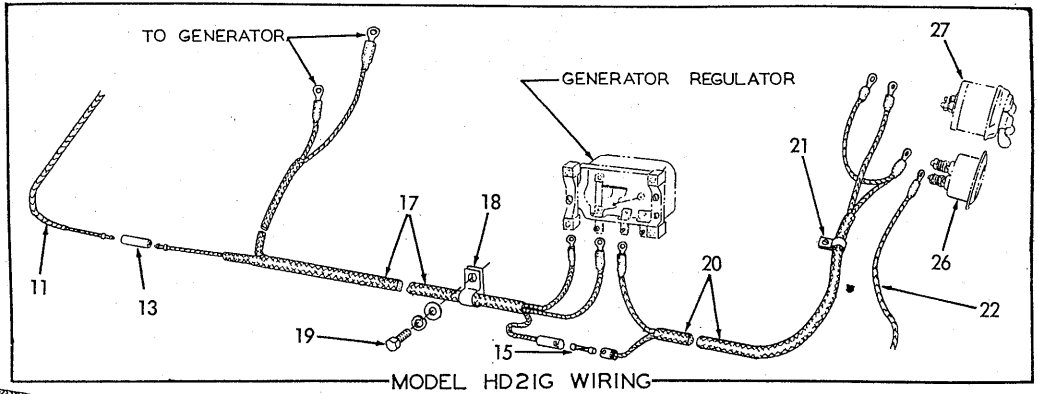
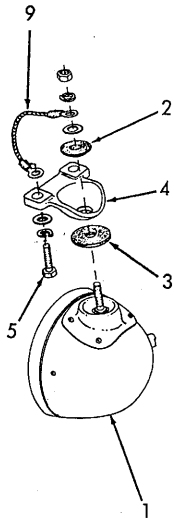
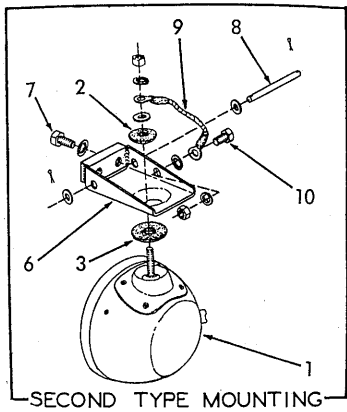
BUCKET SEAT (Second type)

T-27487

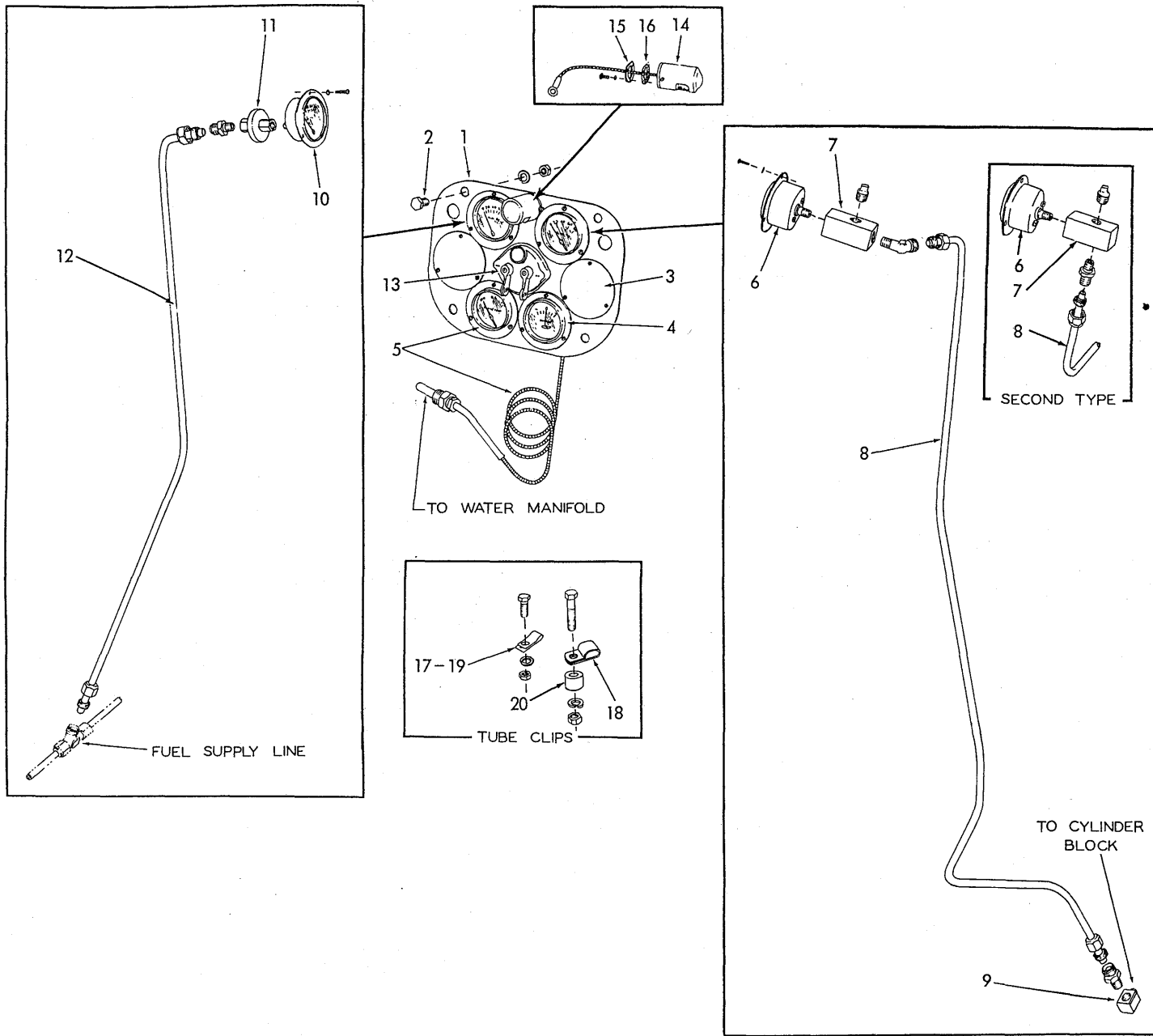


USAGE: Standard on Model HD21A tractors prior to serial No. 11303. Also see page 511 for heavy fenders used with Seat Guard.

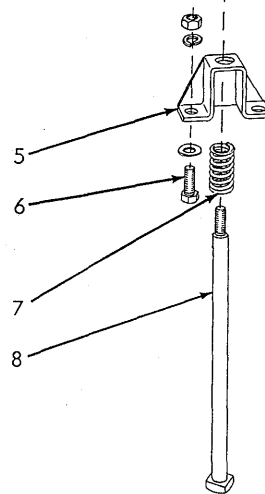
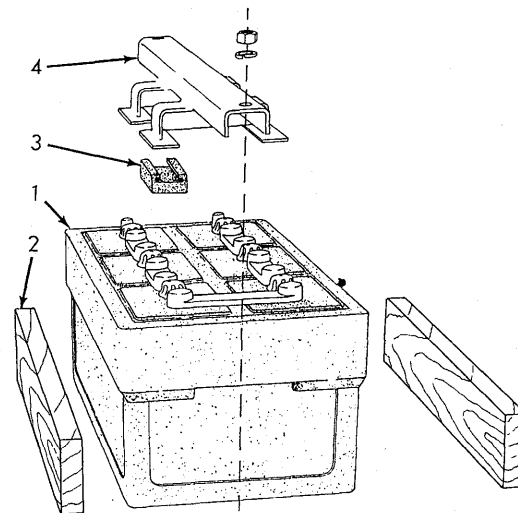
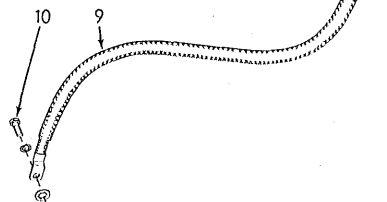
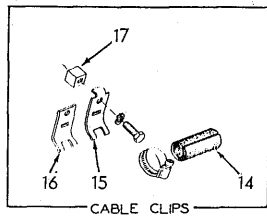
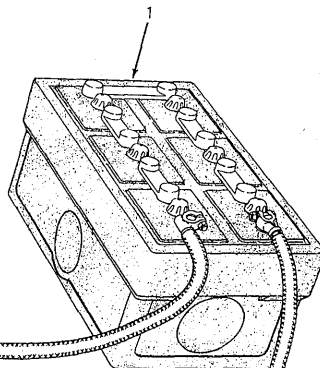
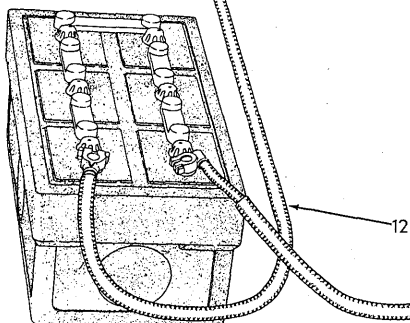
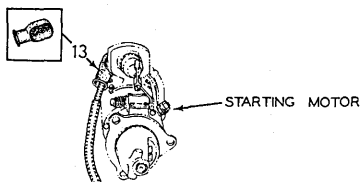
ITEM	PART NO.	QTY.	DESCRIPTION
1	-----	1	FENDER, left side (Order 1 FENDER 095489, 1 CAPSCREW 035073, 1 CAPSCREW 042430, 1 WASHER 064531, 3 CAPSCREWS 035068, 4 NUTS 911044, 6 CAPSCREWS 035018, 6 NUTS 911043 and 7 CAPSCREWS 035229)
2	035067	3	CAPSCREW, 1/2"NF x 2"
3	035018	2	CAPSCREW, 1/2"NF x 1-1/2"
	904208	5	LOCKWASHER, 1/2"
	911043	2	NUT, 1/2"NF
4	064531	5	WASHER, plain
5	072595	4	CAPSCREW, 3/4"NF x 1-3/4"
	904369	4	LOCKWASHER, 3/4"
6	061689	4	WASHER, plain
7	-----	1	FENDER, right side (Order 1 FENDER 095490, 1 CAPSCREW 035073, 1 CAPSCREW 042430, 1 WASHER 064531, 3 CAPSCREWS 035068, 4 NUTS 911044, 6 CAPSCREWS 035018, 6 NUTS 911043 and 7 CAPSCREWS 035229. For tractors equipped with rear-mounted C. C. U. also order 1 PIPE 084454, 4 U-BOLTS 641474, 8 WASHERS 911115, 8 LOCKWASHERS 904206 and 8 NUTS 911041)
8	035067	3	CAPSCREW, 1/2"NF x 2"
9	035018	2	CAPSCREW, 1/2"NF x 1-1/2"
	904208	5	LOCKWASHER, 1/2"
	911043	2	NUT, 1/2"NF
10	064531	5	WASHER, plain
11	072595	4	CAPSCREW, 3/4"NF x 1-3/4"
	904369	4	LOCKWASHER, 3/4"
12	061689	4	WASHER, plain
13	093269	1	PIPE, cable conducting (For tractors equipped with cable dozers using rear-mounted control unit)(Effective with tractor #9258)
14	035018	2	CAPSCREW, 1/2"NF x 1-1/2"
15	070469	2	CAPSCREW, 1/2"NF x 1-1/4"
	904208	4	LOCKWASHER, 1/2"
16	064531	2	WASHER, plain



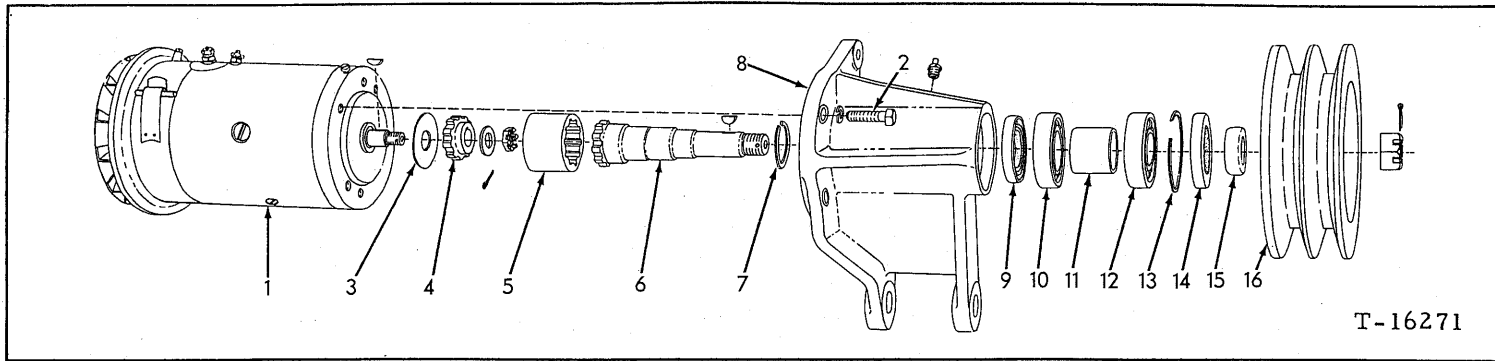
LIGHTS AND WIRING (First type)



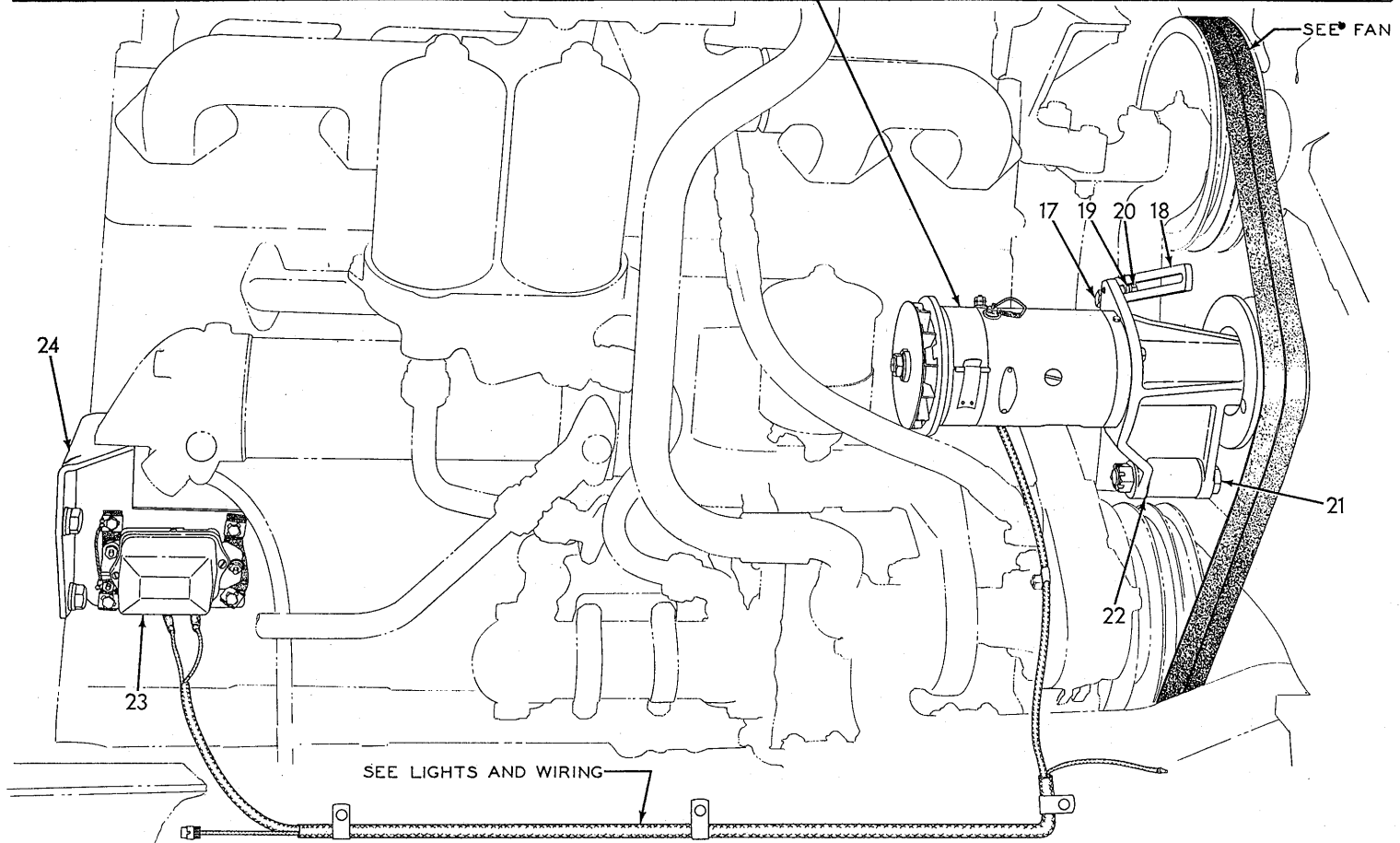
INSTRUMENTS (First type)



BATTERY MOUNTING

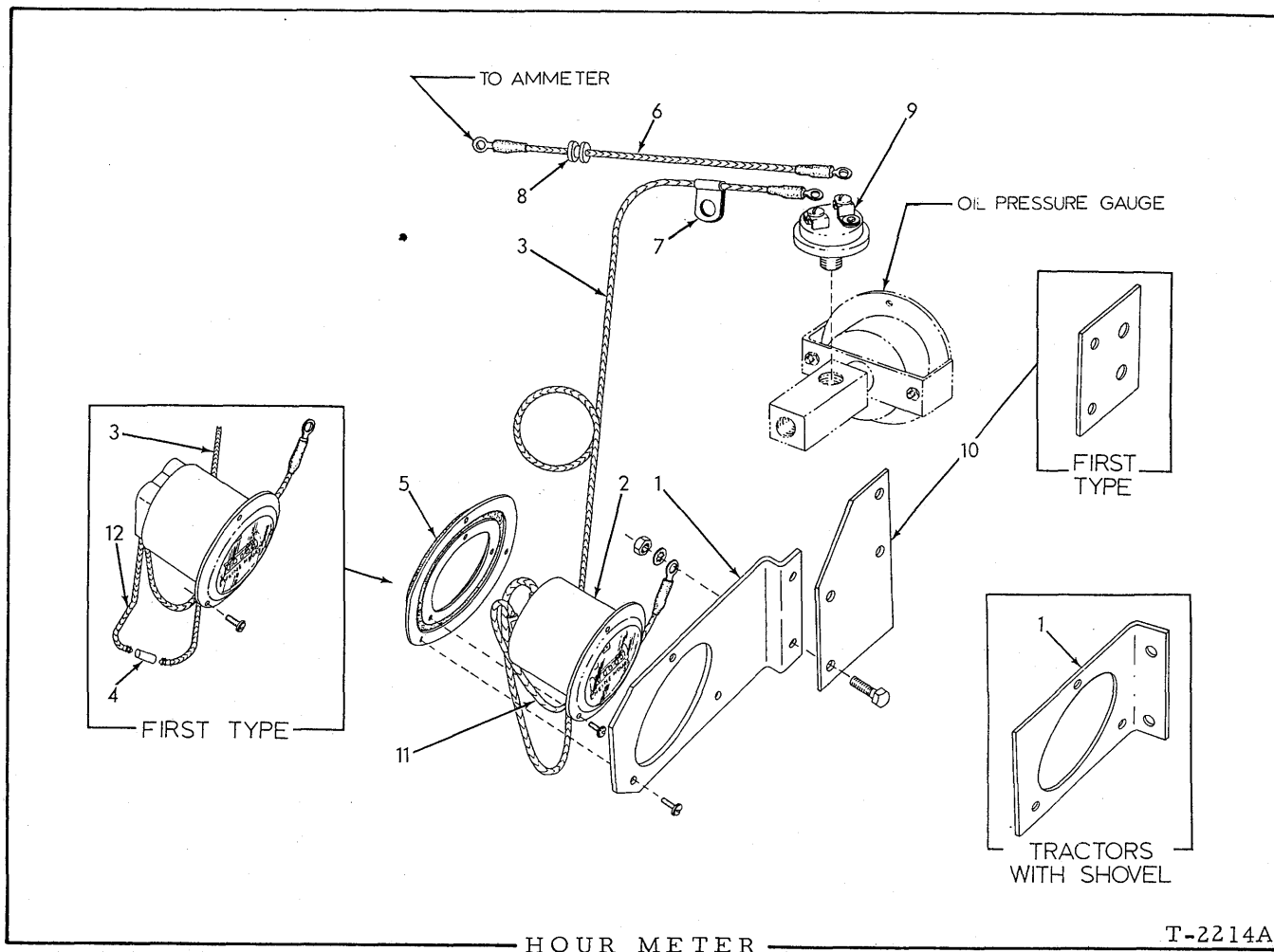


T-16271



T-18162

GENERATOR (Second type)



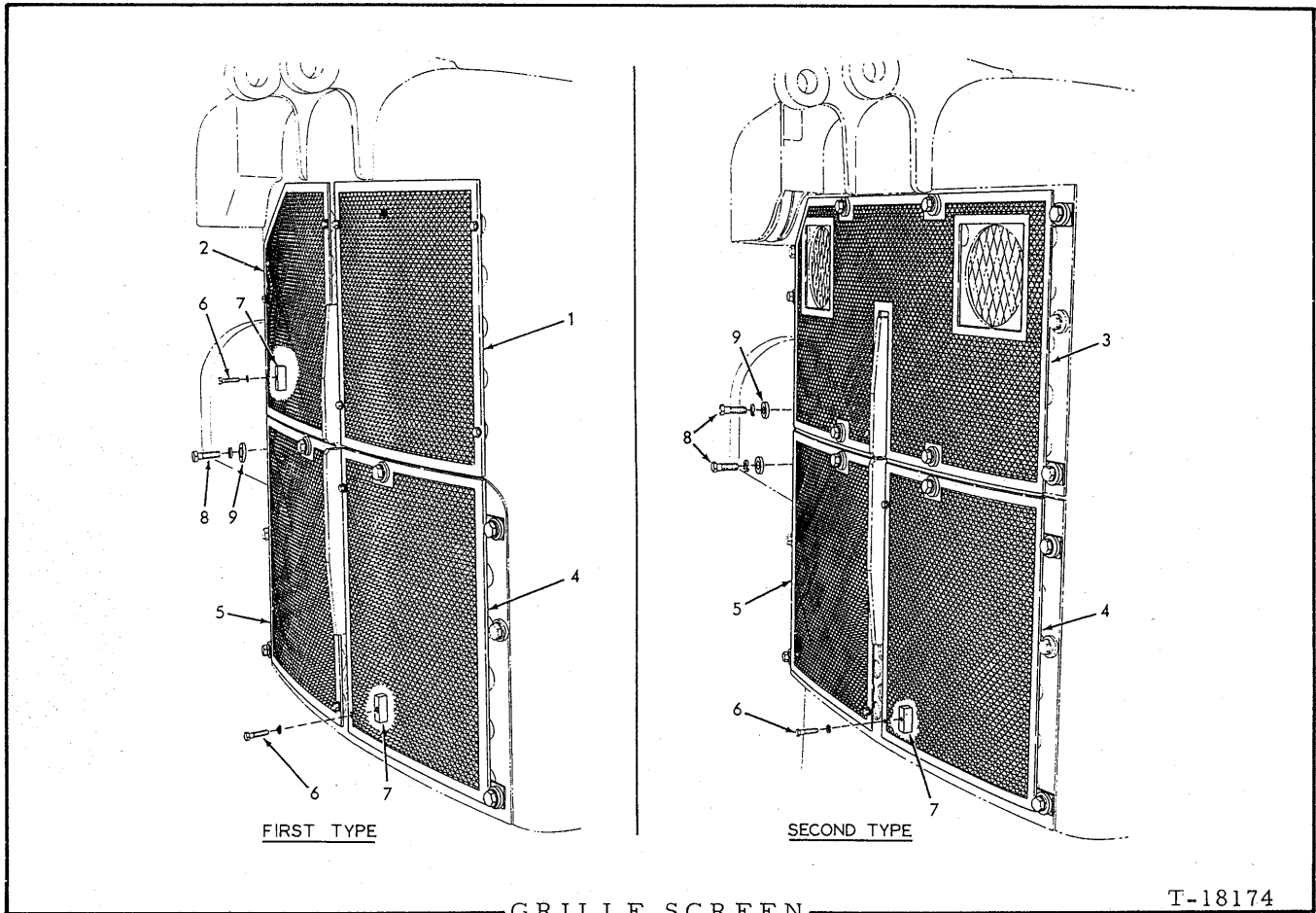
USAGE: Special equipment

* Models HD21A, F
 ** Model HD21G

ITEM	PART NO.	QTY.		DESCRIPTION
		*	**	
1	086947	1	-	BRACKET, mounting
	069317	-	1	BRACKET, mounting
	912789	2	-	CAPSCREW, 1/4"NF x 3/4"
	910874	-	2	CAPSCREW, 1/4"NF x 1"
	904204	-	2	LOCKWASHER, 1/4"
	909367	2	-	LOCKWASHER, internal teeth, 1/4"
	911040	2	2	NUT, 1/4"NF
2	650299	1	1	METER, hour
	918210	3	3	SCREW, #6 x 1/2" (Includes lockwasher)

NOTE: Meter carries manufacturer's warranty and in case of failure should be returned direct to John W. Hobbs Corporation, Springfield, Illinois for repairs

(Continued)

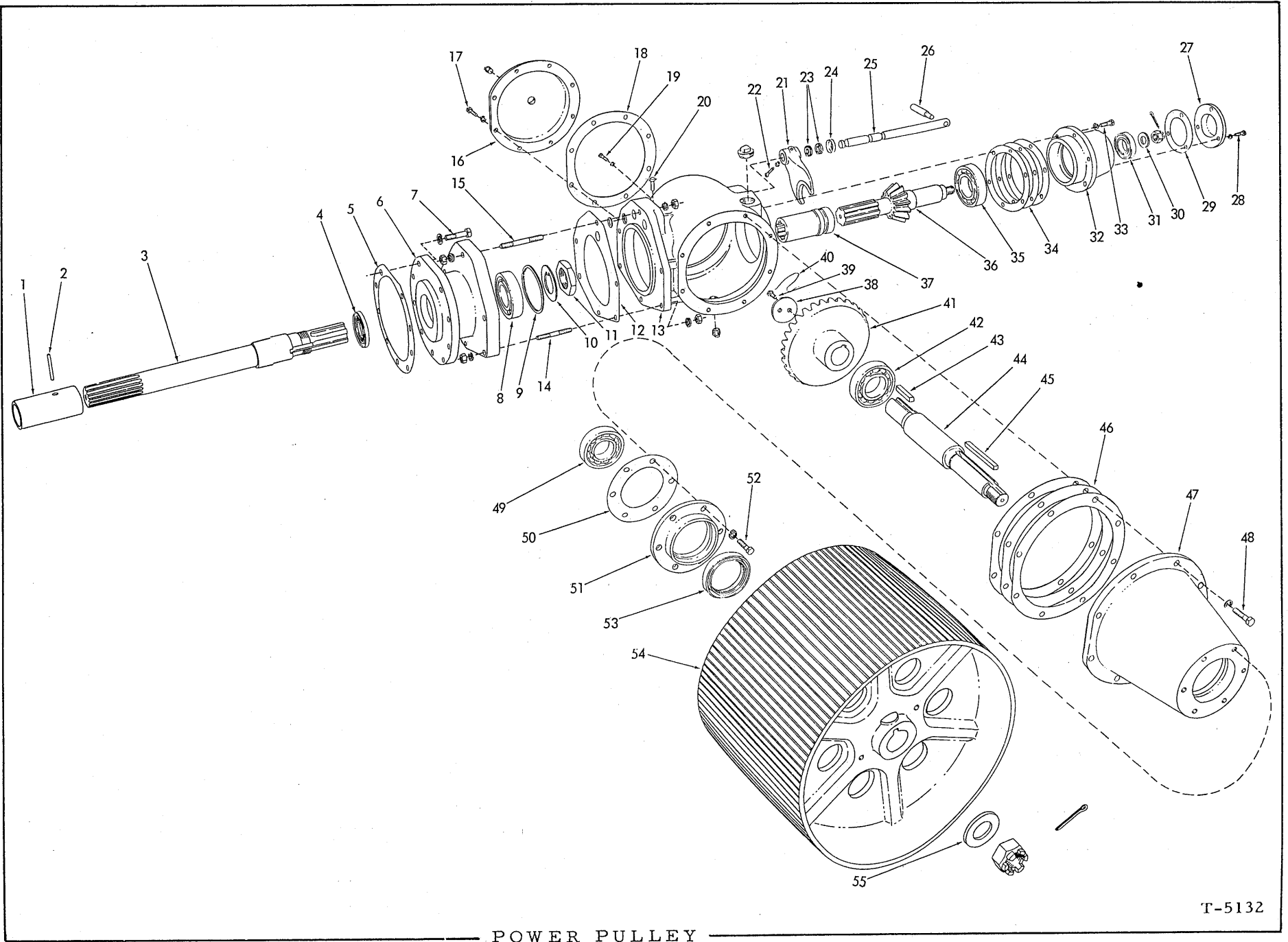


T-18174

USAGE: Special equipment. Applicable to tractors equipped with Cable Radiator Guard. See pages 566 and 567 for other units.

* Used prior to tractor serial No. 9143
 ** Effective with tractor serial No. 9143

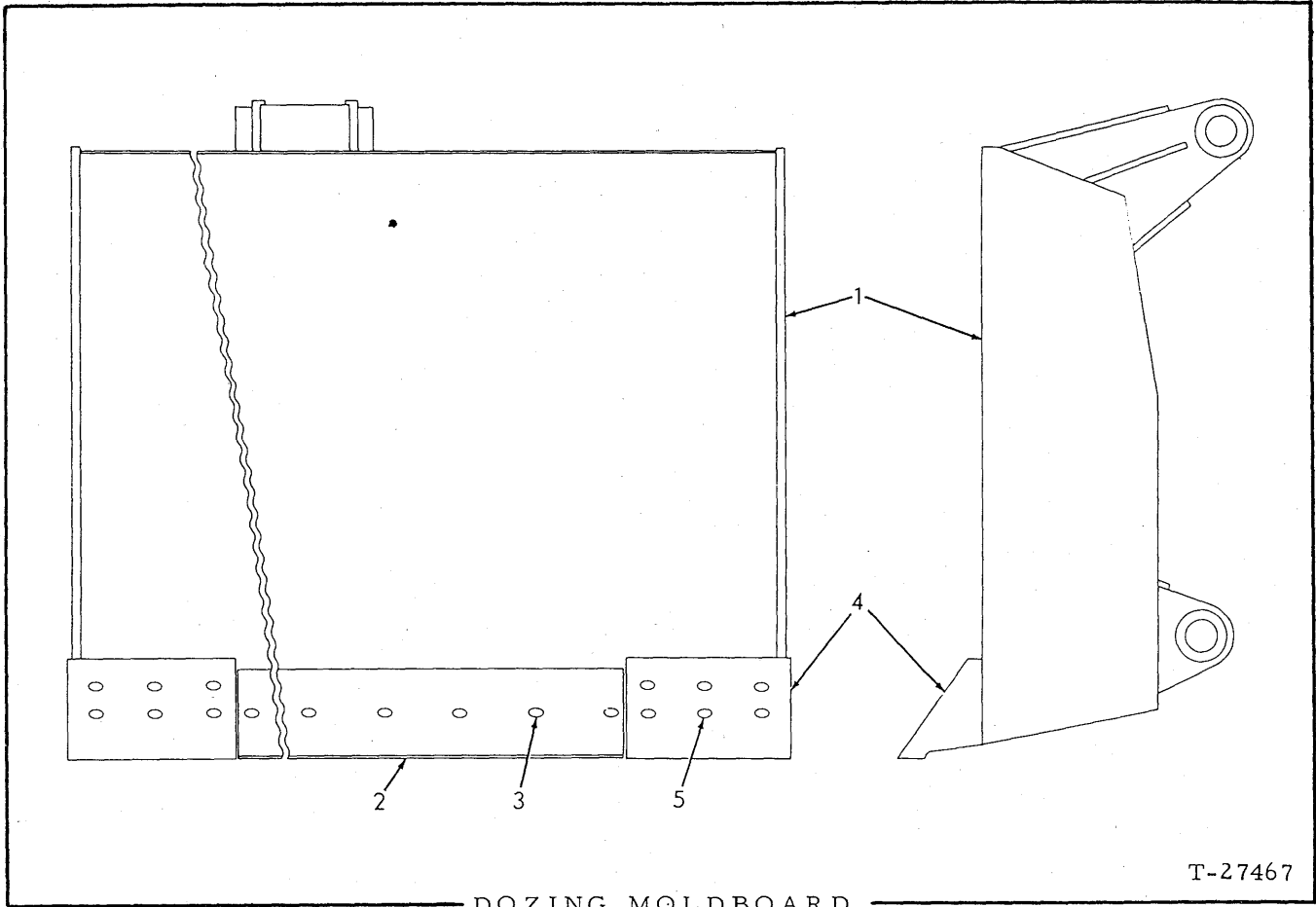
ITEM	PART NO.	QTY.		DESCRIPTION
		*	**	
1	088255	1	-	SCREEN, upper section, left
2	088256	1	-	SCREEN, upper section, right
3	093593	-	1	SCREEN, upper section
4	088253	1	1	SCREEN, lower section, left (Used with rear-mounted cable control unit)
	098055	-	1	SCREEN, lower section, left (Not illustrated)(Used with front-mounted cable control unit)
5	088254	1	1	SCREEN, lower section, right (Used with rear-mounted cable control unit)
	098056	-	1	SCREEN, lower section, right (Not illustrated)(Used with front-mounted cable control unit)
6	203188	12	4	CAPSCREW, screen attaching (3/8"NF x 1-1/2")
	904206	12	4	LOCKWASHER, 3/8"
7	087849	12	4	BLOCK, screen attaching capscrew (3/8"NF thread)
8	035229	6	14	CAPSCREW, screen attaching (5/8"NF x 2")(Early units)
	071113	-	14	CAPSCREW, screen attaching (5/8"NC x 2")(Late units)
9	904209	6	14	LOCKWASHER, 5/8"
	064810	6	14	WASHER, plain



POWER PULLEY

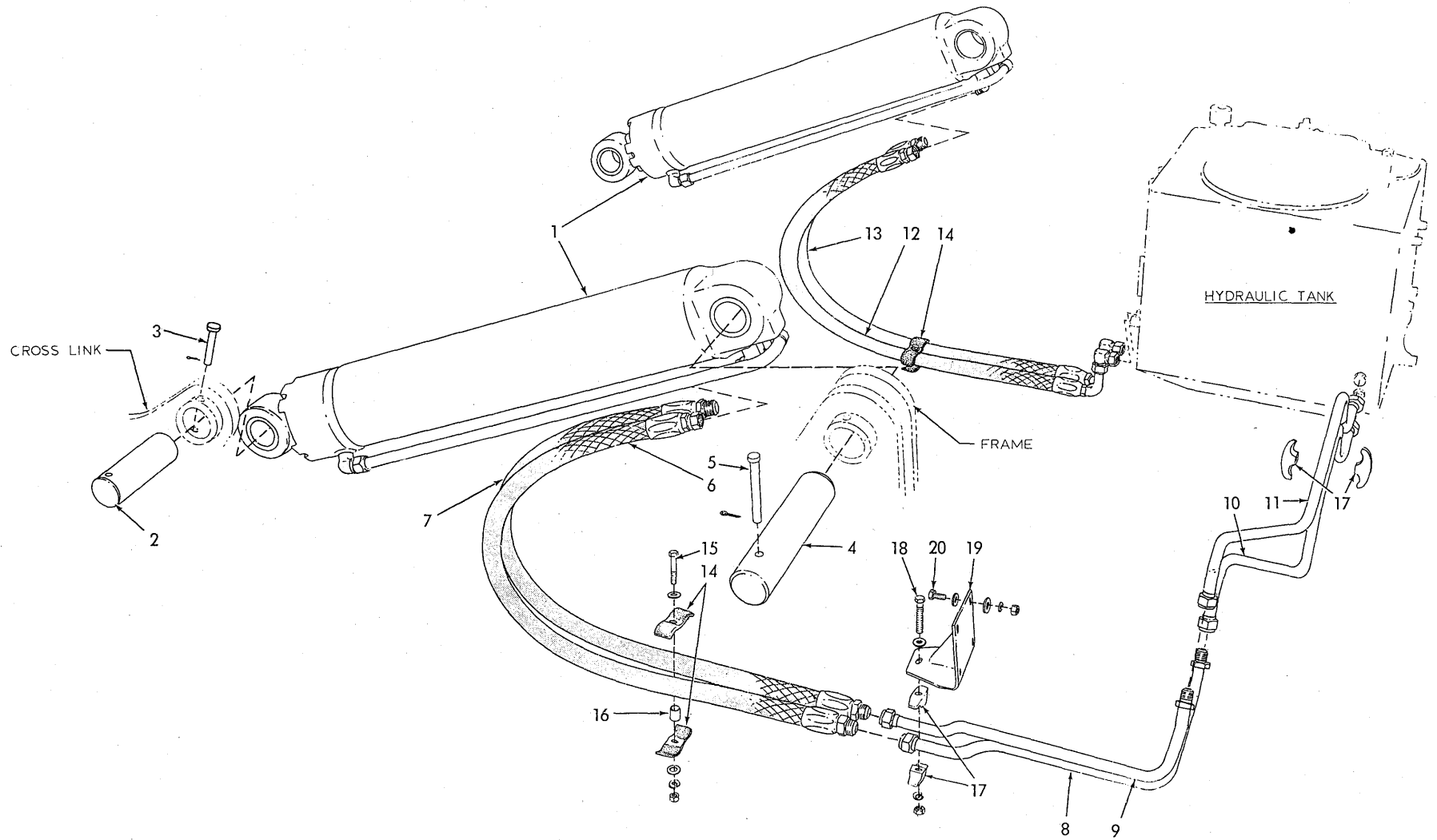
C A B (Continued)

ITEM	PART PART NO.	QTY.	DESCRIPTION
63	077480	2	COVER ASSEMBLY, battery access (Includes item 64)
	903626	24	CAPSCREW, 5/16"NC x 3/4"
	904205	24	LOCKWASHER, 5/16"
64	078705	8	SEAL, battery access cover (sponge rubber, 1/8" x 1" x 21")
65	089605	1	FILLER, front panel
	903631	9	CAPSCREW, 3/8"NC x 1-1/4"
	911115	9	WASHER, plain, SAE std., 3/8"
	904206	9	LOCKWASHER, 3/8"
	911026	9	NUT, 3/8"NC
66	089606	1	SEAL, upper, front panel to cowl
67	089608	1	PLATE, closure
	903631	4	CAPSCREW, 3/8"NC x 1-1/4"
	911115	4	WASHER, plain, SAE std., 3/8"
	904206	4	LOCKWASHER, 3/8"
	911026	4	NUT, 3/8"NC
68	089116	2	SEAL, intermediate, front panel to cowl
69	089118	2	RETAINER, front panel to cowl intermediate seal
	903631	8	CAPSCREW, 3/8"NC x 1-1/4"
	911115	8	WASHER, plain, SAE std., 3/8"
	904206	8	LOCKWASHER, 3/8"
	911026	8	NUT, 3/8"NC
70	089037	2	SEAL, lower, front panel to cowl
71	088907	2	PANEL, enclosure, front panel cut-out
	903631	8	CAPSCREW, 3/8"NC x 1-1/4"
	911115	8	WASHER, plain, SAE std., 3/8"
	904206	8	LOCKWASHER, 3/8"
	911026	8	NUT, 3/8"NC
72	089889	1	FILLER, rear panel
	903631	13	CAPSCREW, 3/8"NC x 1-1/4"
	911115	13	WASHER, plain, SAE std., 3/8"
	904206	13	LOCKWASHER, 3/8"
	911026	13	NUT, 3/8"NC
73	67986	1	ΔSEAL, top, rear panel to fuel tank
74	67957	2	ΔSEAL, side, rear panel to fuel tank
75	089119	2	RETAINER, rear panel to fuel tank side seal
	903631	10	CAPSCREW, 3/8"NC x 1-1/4"
	903630	2	CAPSCREW, 3/8"NC x 1"
	911115	14	WASHER, plain, SAE std., 3/8"
	904206	12	LOCKWASHER, 3/8"
	911026	12	NUT, 3/8"NC



USAGE: Special equipment. Replaces standard shovel bucket

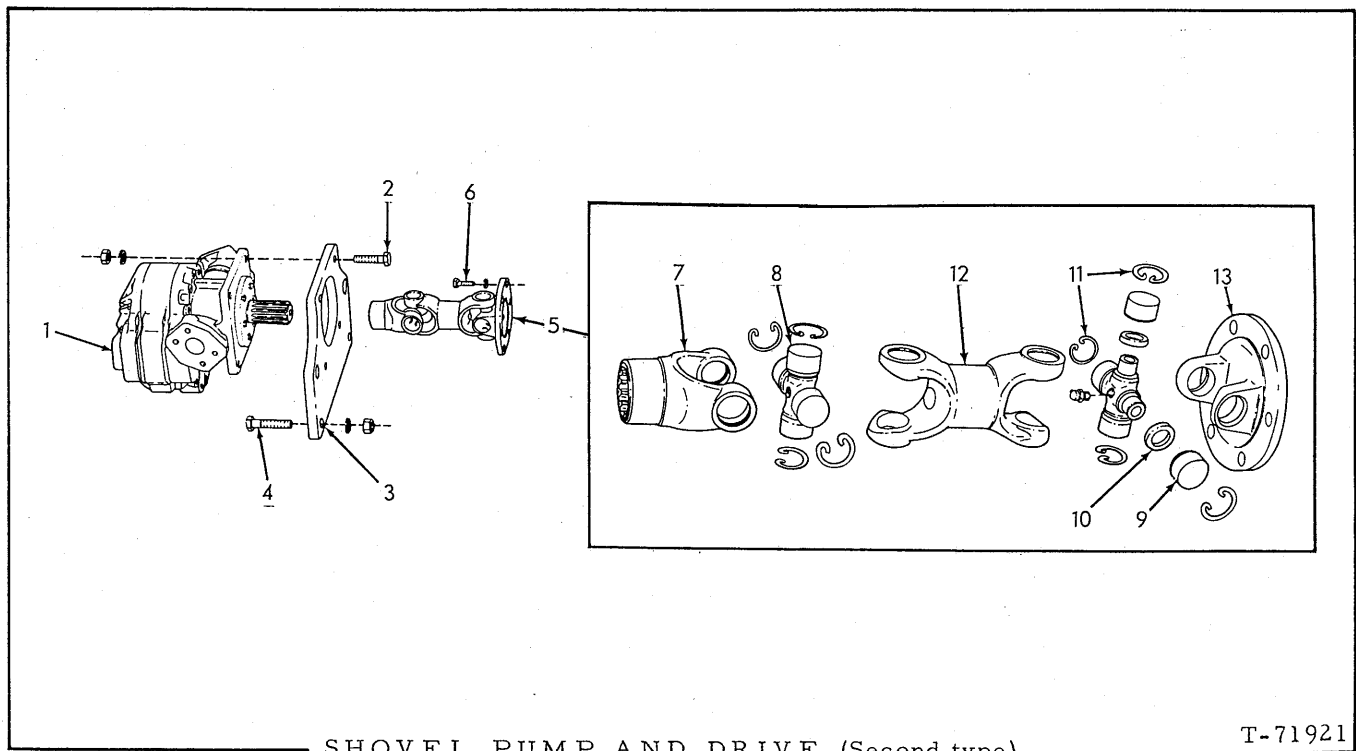
ITEM	PART NO.	QTY.	DESCRIPTION
1	076415	1	MOLDBOARD ASSEMBLY (Includes items 2 thru 5)
2	627196	1	EDGE, cutting
3	627907	20	BOLT, plow, 3/4"NC x 3-1/2"
	904369	20	LOCKWASHER, 3/4"
	911030	20	NUT, 3/4"NC
4	627197	1	BIT, end, left side
	627198	1	BIT, end, right side
5	627907	12	BOLT, plow, 3/4"NC x 3-1/2"
	904369	12	LOCKWASHER, 3/4"
	911030	12	NUT, 3/4"NC



DUMP CYLINDERS AND LINES

PUMP ASSEMBLY 3028864 (Continued)

ITEM	PART NO.	QTY.	DESCRIPTION
25	3041566	1	GEAR SET, pump drive (Consists of 2 matching gears)
26	3029708	1	HOUSING
27	3029773	1	COVER, pump housing
	919347	1	PIN, roll, 1/4" x 5/8" (dowel)
	919236	10	CAPSCREW, 1/2"NF x 4"
	919177	4	CAPSCREW, 1/2"NF x 4-1/2"
28	3029778	-	RING SET, snap (Consists of 1 each of snap rings listed under item 14)



SHOVEL PUMP AND DRIVE (Second type)

T-71921

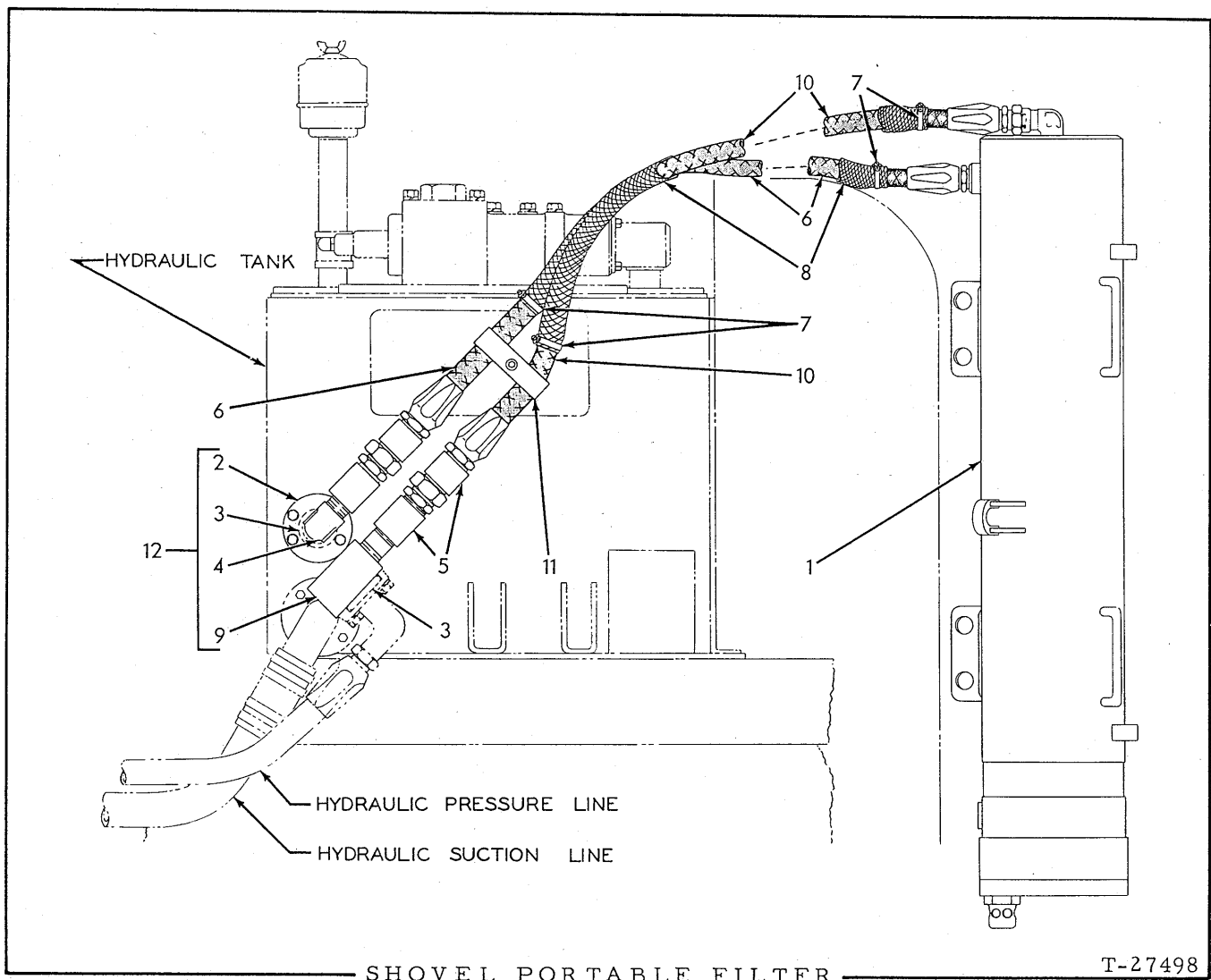
HYDRAULIC TANK (Continued)

ITEM	PART NO.	QTY.	DESCRIPTION
24	3013122	1	CASE, oil filter
25	923836	2	O-RING, filter cases
26	-----	1	ELEMENT, oil filter (Order item 84)
27	045143	1	WASHER, element retaining
28	3012944	1	SPRING, element retaining
29	3010691	1	CASE, air filter
30	-----	1	ELEMENT, air filter (Order item 84)
31	3010655	1	GASKET, air filter case
32	3002766	1	BREATHER ASSEMBLY (Includes items 33 thru 35)
	901844	1	BUSHING, pipe reducing, 1-1/4"NPT to 3/4"NPT
	901829	1	BUSHING, pipe reducing, 1"NPT to 3/4"NPT
33	3002767	1	BASE, breather
34	3002768	1	CAP, breather
	914172	1	SCREW, machine, #10-32NF x 1-1/4"
	904203	1	LOCKWASHER, #10
35	-----	1	ELEMENT, breather (Order item 84)
36	3020506	3	VALVE ASSEMBLY, relief (Consists of items 37 thru 41)(1 less used on shovels prior to #122)
37	3019598	3	BODY, relief valve
38	3019977	3	PLUNGER ASSEMBLY, relief valve (Includes ball)
39	3016277	3	SPRING, relief valve
40	3020521	3	NUT, relief valve cap
41	3016278	3	CAP, relief valve
42	626697	1	PIPE, discharge
	910910	1	PIN, cotter, 7/32" x 3"
43	048676	2	CAPSCREW, drilled-hd., 1/2"NF x 1"
44	023633	1	WIRE, locking, 1/16" x 12"
45	626705	1	GASKET, discharge pipe
46	626691	1	PLUNGER, discharge pipe
47	626692	1	SPRING, discharge pipe
48	626688	1	STRAINER, suction line
49	3011349	1	MAGNET, suction line
50	3019231	1	BAFFLE, suction line
51	3019303	1	SUPPORT, suction line baffle
52	626687	1	BAIL, suction line baffle

(Continued)

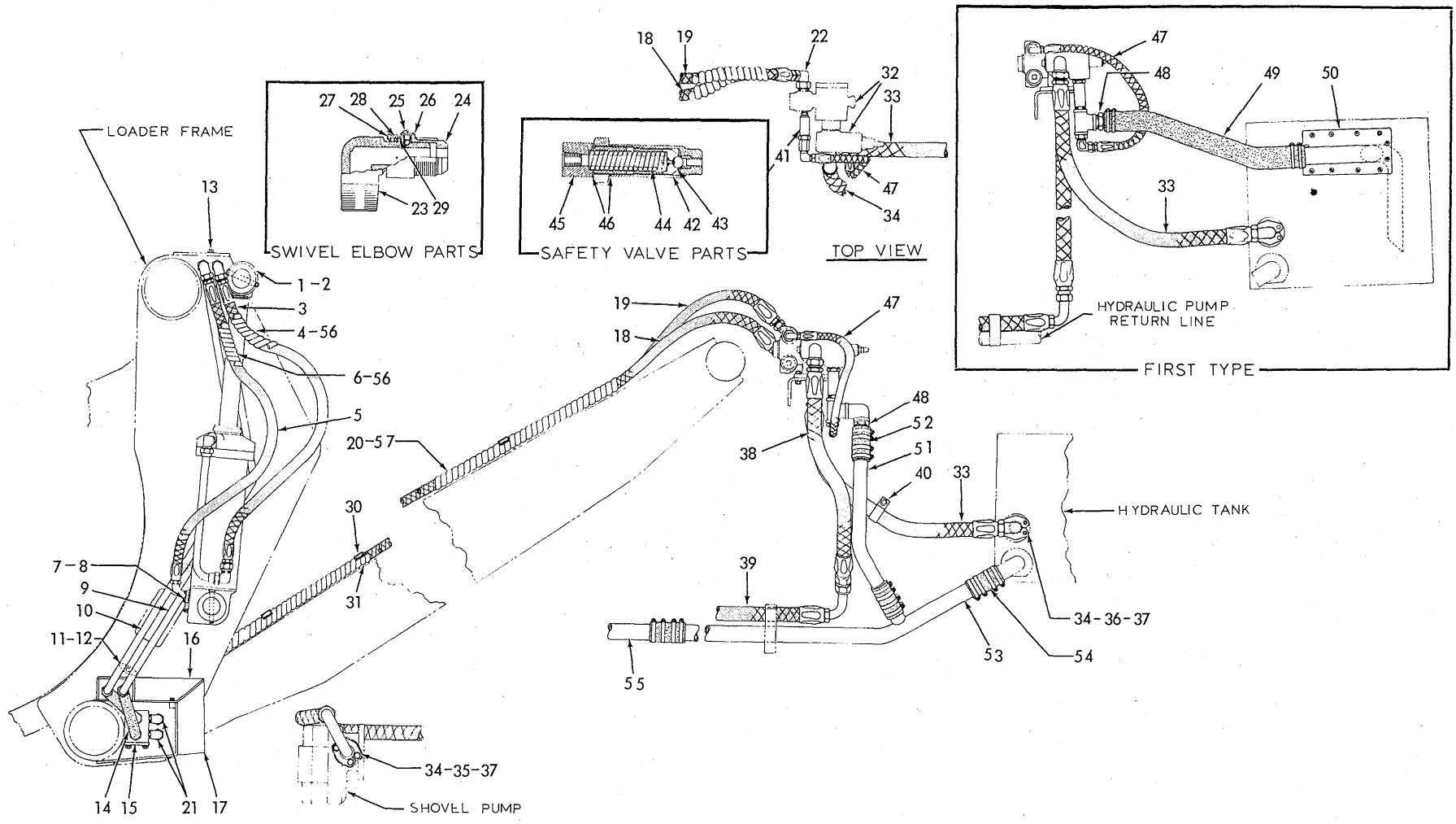
DIVERTING VALVE CONTROL AND PIPING (Continued)

ITEM	PART NO.	QTY.		DESCRIPTION
		*	**	
30	3016347	-	2	CONNECTOR, internal tube
31	3016070	-	2	UNION, bulkhead
32	3016394	-	2	NUT, special
33	625106	-	2	CAP, closure (For protecting disconnected lines)
34	923664	-	2	O-RING, bulkhead union
35	625364	2	-	HOSE ASSEMBLY (See page 6 for parts)
	3006854	-	2	HOSE ASSEMBLY (See page 6 for parts)
36	625221	2	2	CLAMP, hose supporting
37	035068	1	1	CAPSCREW, 1/2"NF x 2-1/4"
	904208	1	1	LOCKWASHER, 1/2"
	911043	1	1	NUT, 1/2"NF
38	625220	1	1	SPACER, hose clamp
39	625363	1	1	BRACKET, hose supporting clamp

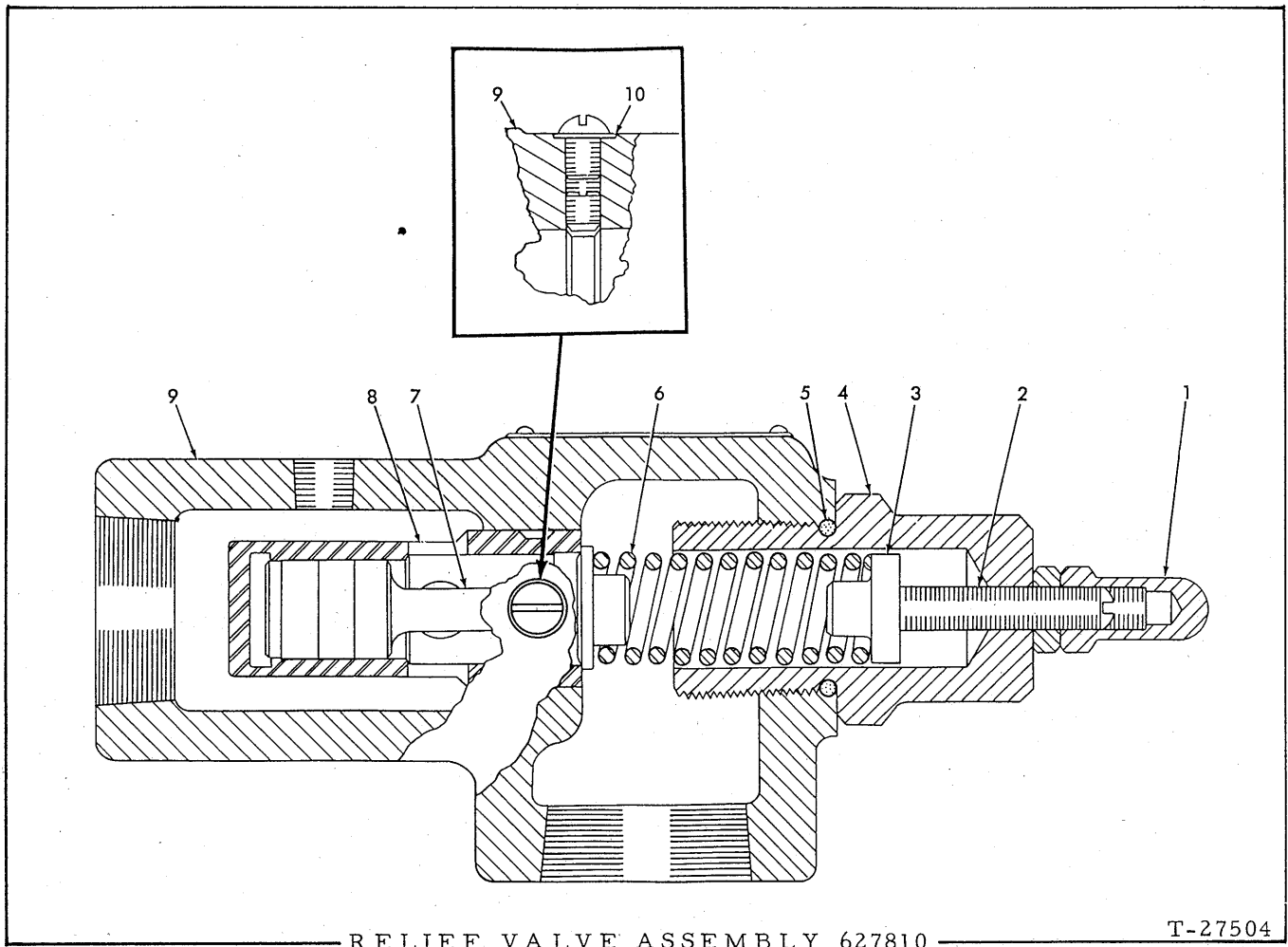


SHOVEL PORTABLE FILTER

T-27498



LOADER HYDRAULIC CYLINDERS AND PIPING



RELIEF VALVE ASSEMBLY 627810

T-27504

USAGE: See page 654

ITEM	PART NO.	QTY.	DESCRIPTION
1	3002757	1	NUT, acorn (3/8"NF)
	911048	1	NUT, jam, 3/8"NF
2	922174	1	SCREW, adjustment
3	3003912	1	GUIDE, spring
4	3003916	1	CAP, end
5	923649	1	O-RING, end cap
6	3023925	1	SPRING, pressure relief plunger
7	3003914	1	PLUNGER, pressure relief
8	3003915	1	SEAT, pressure relief plunger
	912236	1	SETSCREW, hex-socket, cup-pt., 5/16"NC x 1/2"
9	-----	1	HOUSING, valve (Not serviced separately)
	914372	1	SCREW, machine, 5/16"NC x 3/8"
10	3001737	1	WASHER, sealing

CLICK HERE TO **DOWNLOAD** THE COMPLETE MANUAL

- Thank you very much for reading the preview of the manual.
- You can download the complete manual from: www.heydownloads.com by clicking the link below



- Please note: If there is no response to CLICKING the link, please download this PDF first and then click on it.

CLICK HERE TO **DOWNLOAD** THE COMPLETE MANUAL