

2000 JEEP GRAND CHEROKEE (WJ)

PARTS CATALOG

ILLUSTRATION AND TEXT
(CHASSIS - BODY - TRIM)

April 2002

SUPERSEDES
February 2002
ENGLISH



Jeep

CHRYSLER • PLYMOUTH • DODGE • JEEP

THE MOPAR DIFFERENCE

INDEX TO INFORMATION PAGES

The use of this Parts Catalog and the arrangement of information herein is explained in the General Information Section as indexed below.

Abbreviations	INF-14
Alphabetic Index	INF-11
Body Code Plate Interpretation	INF-13
Catalog Groups - Titles & Contents	INF-2
How to Use This Catalog and Locate Parts	INF-9
Illustration Index	INF-11
Illustration Numbering Index	INF-10
Index.....	INF-1
Logical Illustration Index.....	INF-3
Logical Illustrations	INF-10
Numerical Index	INF-11
Page Numbering.....	INF-10
Part Packages	INF-11
Standard Parts.....	INF-11
Symbols Used in this Catalog.....	INF-10
VIN Plate Decoding Information	INF-12

CLICK HERE TO **DOWNLOAD** THE COMPLETE MANUAL

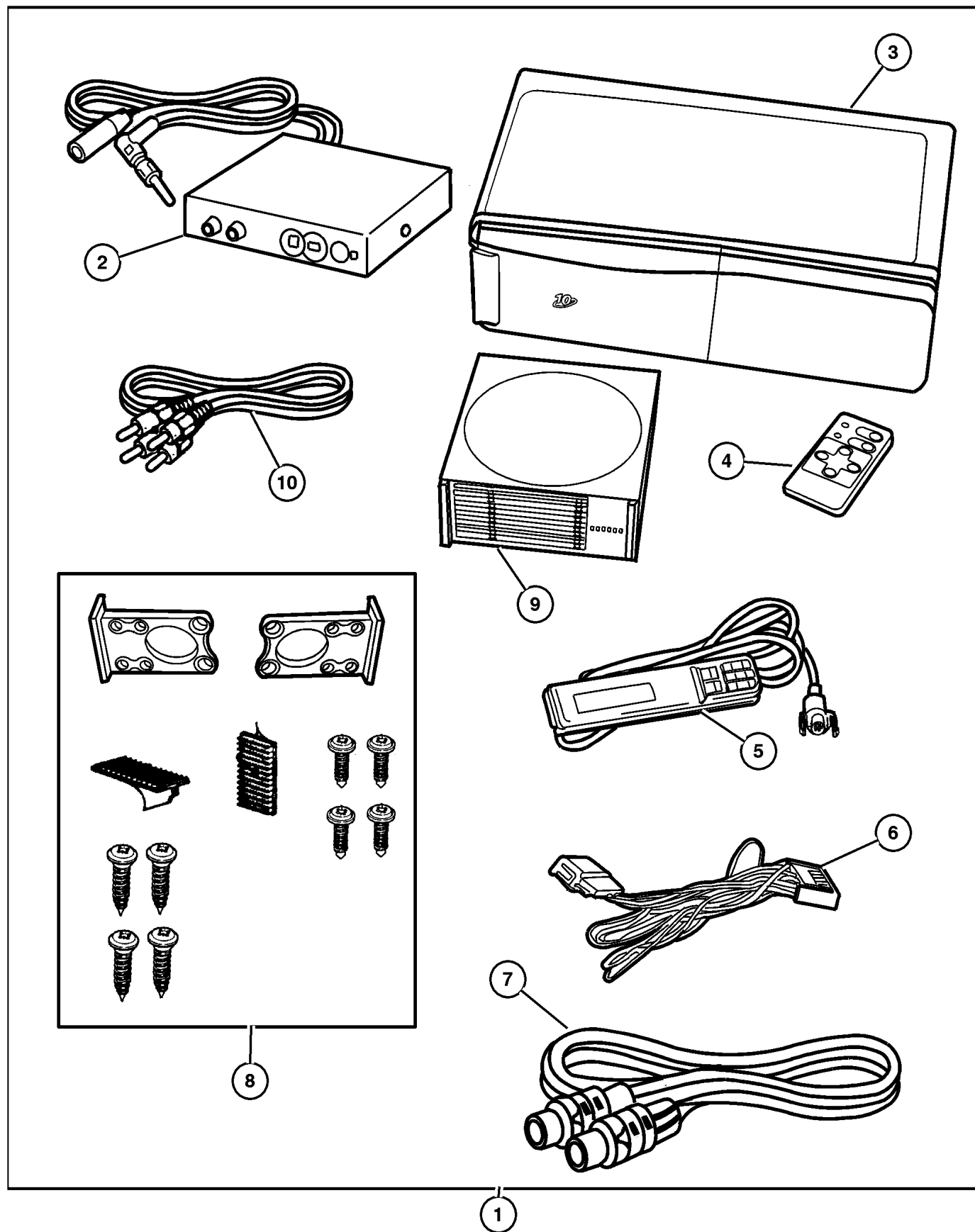
- Thank you very much for reading the preview of the manual.
- You can download the complete manual from: www.heydownloads.com by clicking the link below



- Please note: If there is no response to CLICKING the link, please download this PDF first and then click on it.

CLICK HERE TO **DOWNLOAD** THE COMPLETE MANUAL

Player Kit - FM Modulated
Figure 001-110



ITEM	PART NUMBER	QTY	LINE	BODY	DESCRIPTION
NOTE: CD Changer sold only in Player Kit # 82204094					
1	8220 4094	1	J, T	74	PLAYER KIT, CD Changer - 10 Disc, Consists of: RF Modulator, Power Cord w/Suppression, NIN Cord, RCA Cords, Hand Held Remote, Brackets with Mounting Hardware and Operating Manual, 10 Disc Magazine, FM Modulated
2	4883 248	1	J, T	74	MODULATOR, FM Changer
3					CHANGER, CD, (NOT SERVICED)
4	4883 250	1	J, T	74	CONTROLLER, CD Wireless
5	4883 249	1	J, T	74	CONTROLLER, CD Wired
6	4465 117AB	1	J, T	74	ADAPTOR, A/C
7	4883 251	1	J, T	74	CABLE, Din, 5-Meter Length
8	4883 253	1	J, T	74	HARDWARE KIT, Mounting, Consists of: 2-Multi-Position Mounting Brackets, 4-Machine Screws, 4-Self-Tapping Screws, 1-Adhesive Backed Velcro Pad (Hook Side), 1-Adhesive Backed Velcro Pad (Loop Side), 1-Double -Sided Foam Tape
9	4882 371AB	1	J, T	74	MAGAZINE, CD Changer, 10 Disc
10	4883 252	1	J, T	74	CABLE, CD Changer, RCA 5-Meter Length

JEEP GRAND CHEROKEE (WJ)

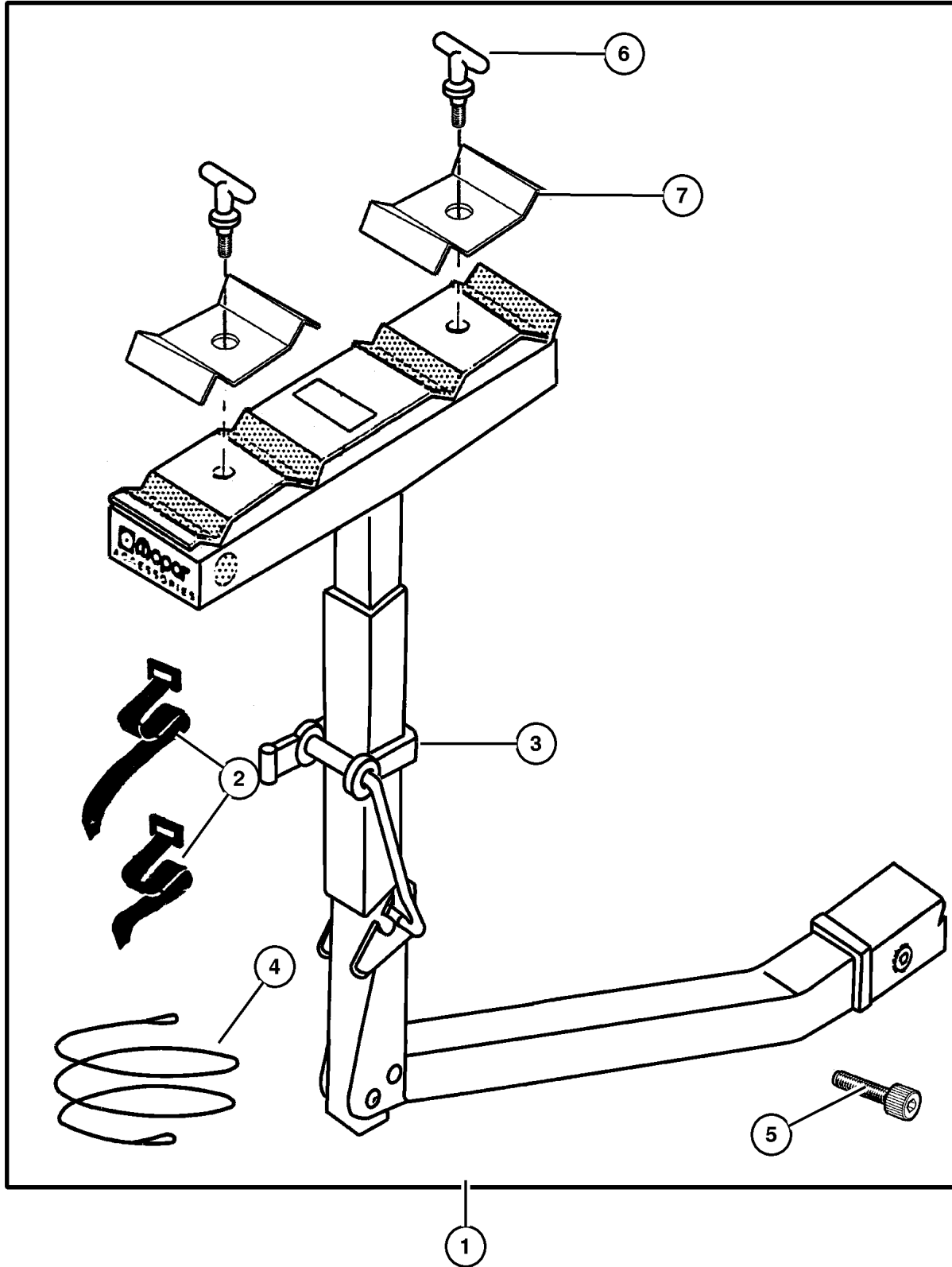
SERIES	LINE	BODY	ENGINE	TRANSMISSION
H=Laredo	J = 4WD	74 = 4 Door(105.9 WB)	ER0, ERH = 4.0L, Power Tech I-6	DGK = 4 Speed Autm, 42RE
P=Limited	T = 2WD		EVO, EVA = 4.7L, Power Tech V8	DGW = 4 Speed Automatic, -44RE
	U = 4WD (RHD)		EXA, EX0 = 3.1L, 5 Cyl Turbo Diesel	DG4 = Multi Speed Automatic, -45RFE
				DGO = All Automatic

AR = Use as required - = Non illustrated part # = New this model year

April 3, 2002

Bike Carrier - Hitch Mount 4 Bike
Figure 001-245

ITEM	PART NUMBER	QTY	LINE	BODY	DESCRIPTION
1	8220 4328	1	J, T	74	CARRIER KIT, Bike, Consists of: Items 2 thru 7
2	4762 880	1	J, T	74	STRAP KIT, Velcro, Consists of: 1-Long and 1-Short Strap
3	4762 881	1			STRAP KIT, Bike Carrier Latch, Consists of: 1-Rubber Strap
4	4762 882	1			LOCK KIT, Bike Carrier Handle
5	5016 776AA	1	J, T	74	BOLT KIT, Security, Bolt & Wrench
6	5016 610AA	1	J, T	74	HARDWARE KIT, Accessory, T-Handle
7	5016 657AA	1	J, T	74	HARDWARE KIT, Accessory, 2 Clamps Required



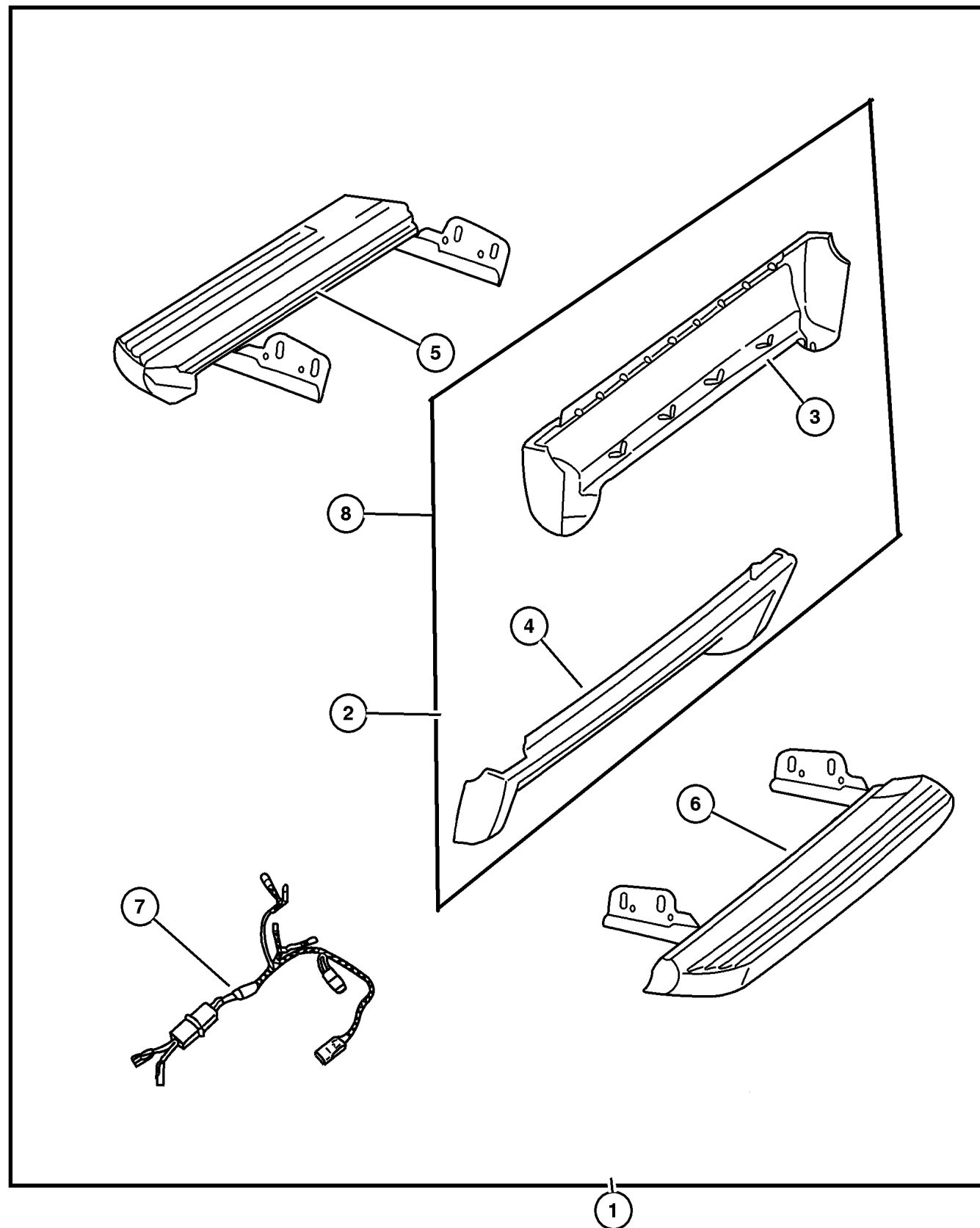
JEEP GRAND CHEROKEE (WJ)

SERIES	LINE	BODY	ENGINE	TRANSMISSION
H=Laredo	J = 4WD	74 = 4 Door(105.9 WB)	ER0, ERH = 4.0L, Power Tech I-6	DGK = 4 Speed Autm, 42RE
P=Limited	T = 2WD		EVO, EVA = 4.7L, Power Tech V8	DGW = 4 Speed Automatic, -44RE
	U = 4WD (RHD)		EXA, EX0 = 3.1L, 5 Cyl Turbo Diesel	DG4 = Multi Speed Automatic, -45RFE
				DGO = All Automatic

AR = Use as required - = Non illustrated part # = New this model year

April 3, 2002

Running Boards
Figure 001-430



ITEM	PART NUMBER	QTY	LINE	BODY	DESCRIPTION
1	8220 4577	1	J, T	74	RUNNING BOARD KIT, Full
2	#8220 5219	1		74	CLADDING KIT, Running Board, Laredo, without Lights
3					CLADDING, Running Board, Right Side
	#5016 586AA	1	J, T	74	Right Hand, without Lights,Laredo
	#5016 592AA	1	J, T	74	Right Hand, with Lights, Laredo
	5016 348AA	1	J, T	74	Right Hand, without Lights, Limited
	5016 350AA	1	J, T	74	Right Hand, with Lights, Limited
4					CLADDING, Running Board, Left Side
	#5016 587AA	1	J, T	74	Left Hand, without Lights, Laredo
	#5016 593AA	1		74	Left Hand, with Lights, Laredo
	5016 349AA	1	J, T	74	Left Hand without Lights, Limited
	5016 351AA	1	J, T	74	Left Hand with Lights, Limited
5	5016 364AA	1	J, T	74	RUNNING BOARD, Right Side
6	5016 365AA	1	J, T	74	RUNNING BOARD, Left Side
7	5016 347AA	1	J, T	74	MODULE, Running Board Light
8					CLADDING KIT, Lowerside
	#8220 5723	1	J, T	74	Limited, with Lights (Shale Green)
	#8220 5725	1	J, T	74	Limited, without Lights, (Shale Green)
	#8220 5724	1	J, T	74	Limited, with Lights, (Silverstone)
	#8220 5726	1	J, T	74	Limited, without Lights,(Silverstone)

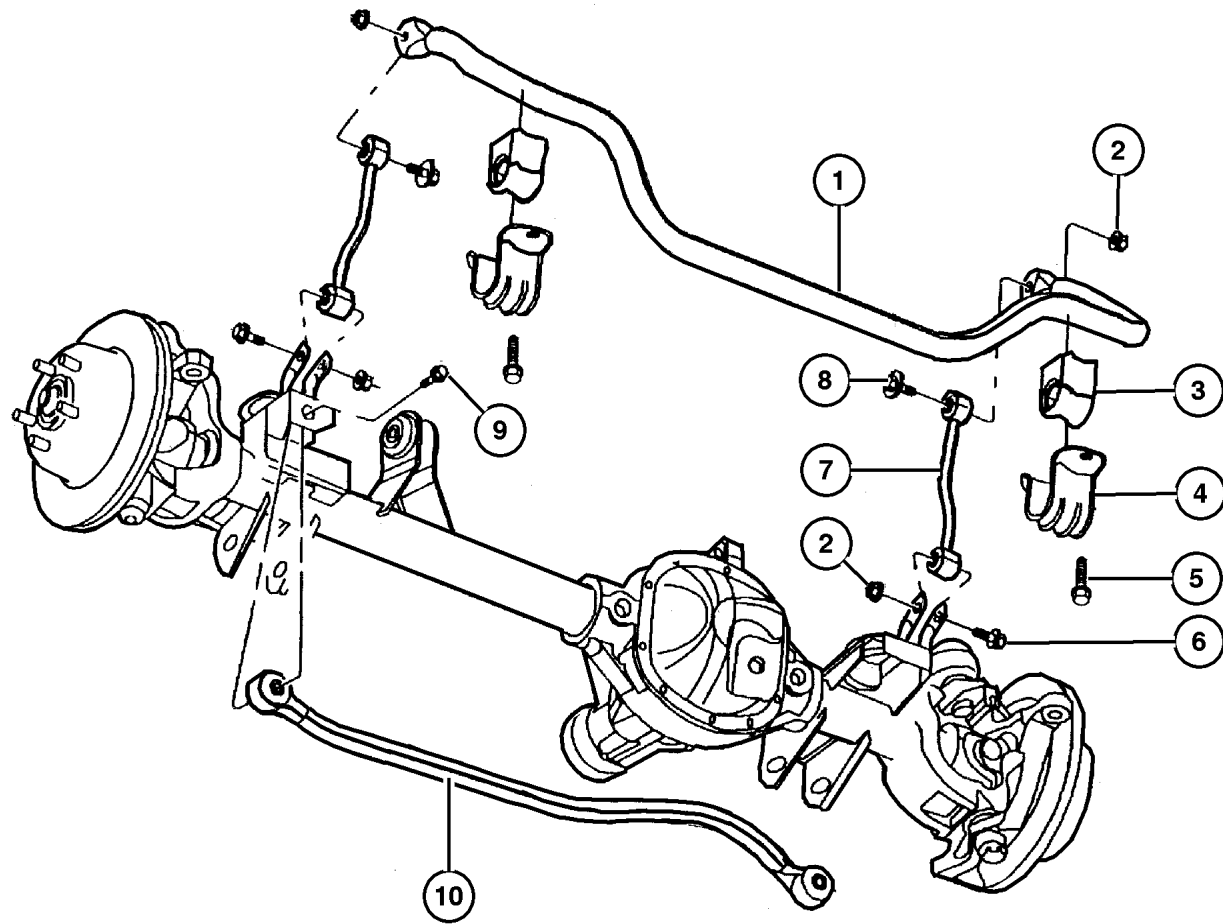
JEEP GRAND CHEROKEE (WJ)

SERIES	LINE	BODY	ENGINE	TRANSMISSION
H=Laredo	J = 4WD	74 = 4 Door(105.9 WB)	ER0, ERH = 4.0L, Power Tech I-6	DGK = 4 Speed Autm, 42RE
P=Limited	T = 2WD		EVO, EVA = 4.7L, Power Tech V8	DGW = 4 Speed Automatic, -44RE
	U = 4WD (RHD)		EXA, EX0 = 3.1L, 5 Cyl Turbo Diesel	DG4 = Multi Speed Automatic, -45RFE
				DGO = All Automatic

AR = Use as required - = Non illustrated part # = New this model year

April 3, 2002

**Front Stabilizer Bar and Track Bar
Figure 002-110**



ITEM	PART NUMBER	QTY	LINE	BODY	ENGINE	TRANS	DESCRIPTION
ER0=ALL 4.0L Engine 6 Cyl Gas---EV0=4.7L Engine Gas---EX0 = ALL 3.0/3.1L Turbo Diesel Engine---J=4 WD-Left Hand Drive--- T=2 WD-Left Hand Drive---U=4 WD-Right Hand Drive---B=2 WD-Right Hand Drive							
1							BAR, Front Sway
	5208 8281	1			ER0, EV0		
	5208 8587	1			EX0		
2	6502 697	4					NUT, Hex Flange Lock, M12x1.75
3	#52088 284AC	2					BUSHING, Sway Bar
4	5208 8285	2					RETAINER, Sway Bar
5	6502 936	4					SCREW AND WASHER, Hex Head Pilot Point, M12x1.75x45
6	6502 473	2					BOLT, Hex Flange Head, M12x1.75x65
7	5208 8283	2					LINK, Sway Eliminator
8	6505 353AA	2					SCREW AND WASHER, M12x1.75x60
9							SCREW, Hex Flange Head, M12x1.75x80
	6503 982	1	J, T				Track Bar to Axle, Mounting
		1	U				Track Bar to Axle, Mounting
10							TRACK BAR, Front
	52088 305AB	1	J				
		1	T				
	5208 8296	1	U				
-11	6505 324AA	1					BOLT AND RETAINER, M12x1.75x80, Track Bar to Body, Mounting
-12	6502 697	1					NUT, Hex Flange Lock, M12x1.75, Track Bar to Body, Mounting

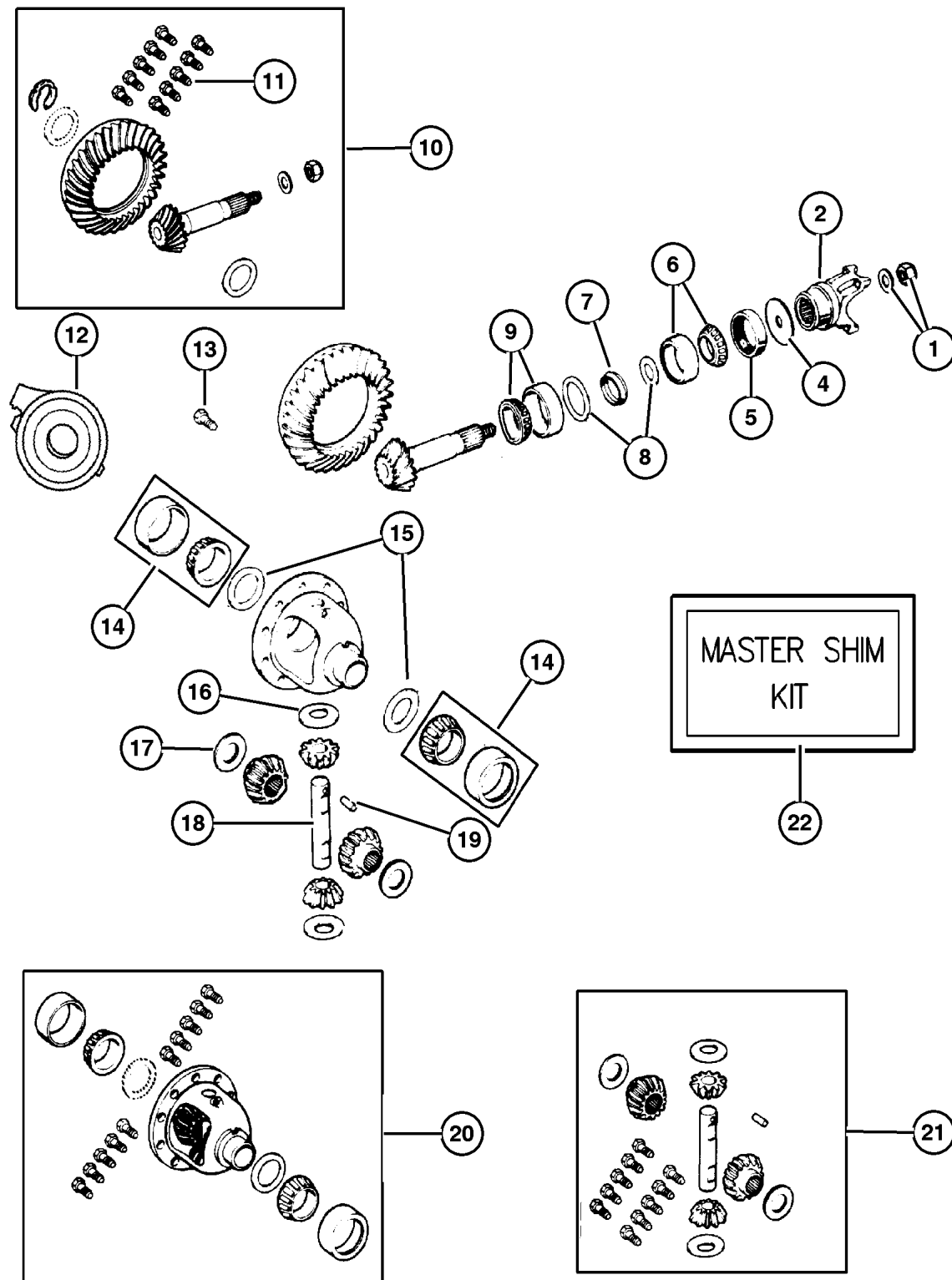
JEEP GRAND CHEROKEE (WJ)

SERIES	LINE	BODY	ENGINE	TRANSMISSION
H=Laredo	J = 4WD	74 = 4 Door(105.9 WB)	ER0, ERH = 4.0L, Power Tech I-6	DGK = 4 Speed Autm, 42RE
P=Limited	T = 2WD		EV0, EVA = 4.7L, Power Tech V8	DGW = 4 Speed Automatic, -44RE
	U = 4WD (RHD)		EXA, EX0 = 3.1L, 5 Cyl Turbo Diesel	DG4 = Multi Speed Automatic, -45RFE
				DGO = All Automatic

AR = Use as required - = Non illustrated part # = New this model year

April 3, 2002

Differential, Front Axle Figure 002-610



ITEM	PART NUMBER	QTY	LINE	BODY	ENGINE	TRANS	DESCRIPTION
		1	U				[.112']
	5017 222AA	1	J				[.113']
		1	U				[.113']
	5017 223AA	1	J				[.114']
		1	U				[.114']
	5017 224AA	1	J				[.115']
		1	U				[.115']
	5017 225AA	1	J				[.116']
		1	U				[.116']
	5017 226AA	1	J				[.117']
		1	U				[.117']
	5017 227AA	1	J				[.118']
		1	U				[.118']
	5017 228AA	1	J				[.119']
		1	U				[.119']
	5017 229AA	1	J				[.120']
		1	U				[.120']
	5017 230AA	1	J				[.121']
		1	U				[.121']
	5017 231AA	1	J				[.122']
		1	U				[.122']
	5017 232AA	1	J				[.123']
		1	U				[.123']
	5017 233AA	1	J				[.124']
		1	U				[.124']
	5017 234AA	1	J				[.125']
		1	U				[.125']
	5017 235AA	1	J				[.126']
		1	U				[.126']
	5017 236AA	1	J				[.127']
		1	U				[.127']
	5017 237AA	1	J				[.128']
		1	U				[.128']
	5017 238AA	1	J				[.129']
		1	U				[.129']
	5017 239AA	1	J				[.130']
		1	U				[.130']
	5017 240AA	1	J				[.131']
		1	U				[.131']
	5017 241AA	1	J				[.132']
		1	U				[.132']
	5017 242AA	1	J				[.133']

JEEP GRAND CHEROKEE (WJ)

SERIES
H=Laredo
P=Limited

LINE
J = 4WD
T = 2WD
U = 4WD (RHD)

BODY
74 = 4 Door(105.9 WB)

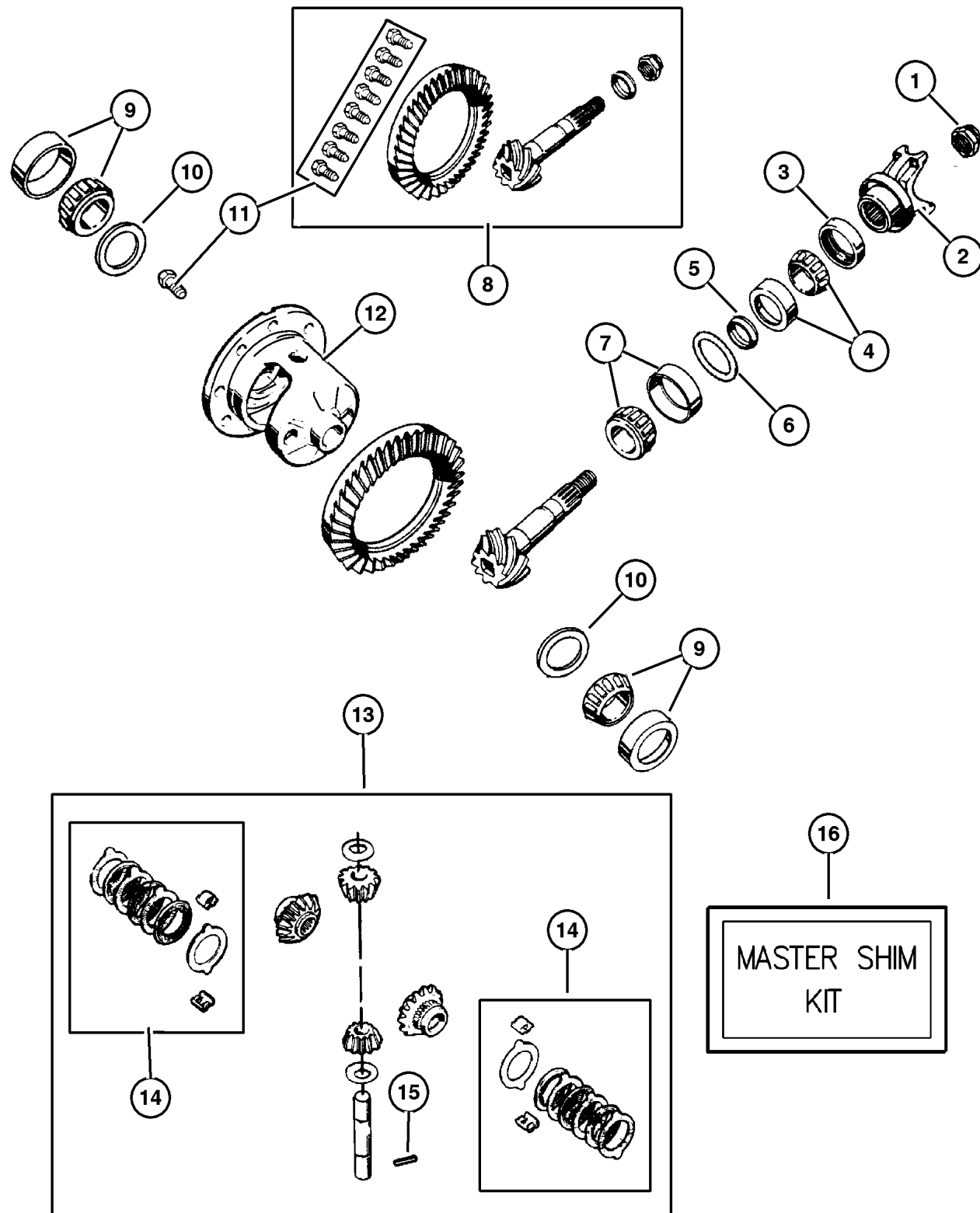
ENGINE
ER0, ERH = 4.0L, Power Tech I-6
EV0, EVA = 4.7L, Power Tech V8
EXA, EX0 = 3.1L, 5 Cyl Turbo Diesel

TRANSMISSION
DGK = 4 Speed Autm, 42RE
DGW = 4 Speed Automatic,
-44RE
DG4 = Multi Speed Automatic,
-45RFE
DGO = All Automatic

AR = Use as required - = Non illustrated part # = New this model year

April 3, 2002

Differential, With Trac-Lok-Dana Model 35
Figure 003-265



ITEM	PART NUMBER	QTY	LINE	SERIES	BODY	DESCRIPTION
1	4720 895	1				NUT, Pinion Yoke
2	5012 806AA	1				YOKE, Axle
3	5012 813AA	1				SEAL, Drive Pinion Inner
	4883 964AA	1				Outer
4	5252 508	1				BEARING, Drive Pinion, Bearing and Cup, Front
5	5012 809AA	1				SPACER, Drive Pinion Bearing, Crush
6						SHIM, Drive Pinion Bearing, Replacement Individual PINION Shims for Master Shim Kit 5014214AA.
	5017 288AA	1				.021"
	5017 269AA	1				.036"
	5017 270AA	1				.037"
	5017 271AA	1				.038"
	5017 272AA	1				.039"
	5017 273AA	1				.040"
	5017 274AA	1				.041"
	5017 275AA	1				.042"
	5017 276AA	1				.043"
	5017 277AA	1				.044"
	5017 278AA	1				.045"
	5017 279AA	1				.046"
	5017 280AA	1				.047"
	5017 281AA	1				.048"
	5017 282AA	1				.049"
	5017 283AA	1				.050"
7	5252 507	1				BEARING, Drive Pinion, Bearing and Cup, Rear
8	5012 807AA	1				GEAR KIT, Ring And Pinion, 3.73 Ratio
9	J812 6500	1				BEARING, Differential, Consists of 2 Bearings and 2 Cups
10						SHIM, Differential Bearing, Replacement Individual Differential Shims for Master Shim Kit 5014214AA
	5017 299AA	1				.151"
	5017 300AA	1				.152"
	5017 301AA	1				.153"
	5017 302AA	1				.154"
	5017 303AA	1				.155"
	5017 304AA	1				.156"
	5017 305AA	1				.157"
	5017 306AA	1				.158"
	5017 307AA	1				.159"
	5017 308AA	1				.160"
	5017 309AA	1				.161"
	5017 310AA	1				.162"
	5017 311AA	1				.163"

JEEP GRAND CHEROKEE (WJ)

SERIES
H=Laredo
P=Limited

LINE
J = 4WD
T = 2WD
U = 4WD (RHD)

BODY
74 = 4 Door(105.9 WB)

ENGINE
ER0, ERH = 4.0L, Power Tech I-6
EV0, EVA = 4.7L, Power Tech V8
EXA, EX0 = 3.1L, 5 Cyl Turbo Diesel

TRANSMISSION
DGK = 4 Speed Autm, 42RE
DGW = 4 Speed Automatic,
-44RE
DG4 = Multi Speed Automatic,
-45RFE
DGO = All Automatic

Group – 004

Parking Brake

GROUP 4 - Parking Brake

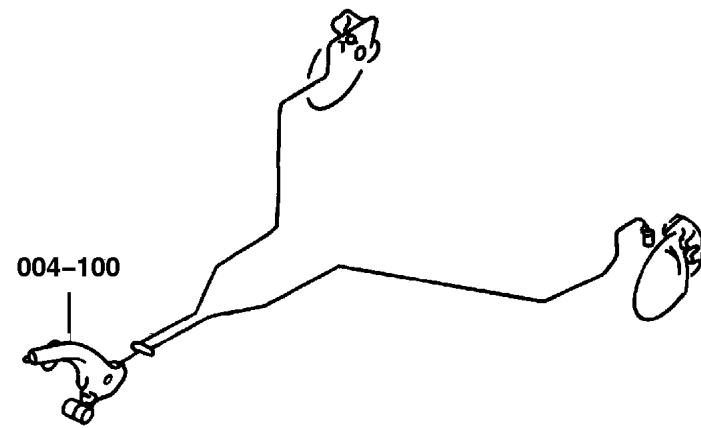
Illustration Title


Group-Fig. No.

Parking Brake Lever and Cables

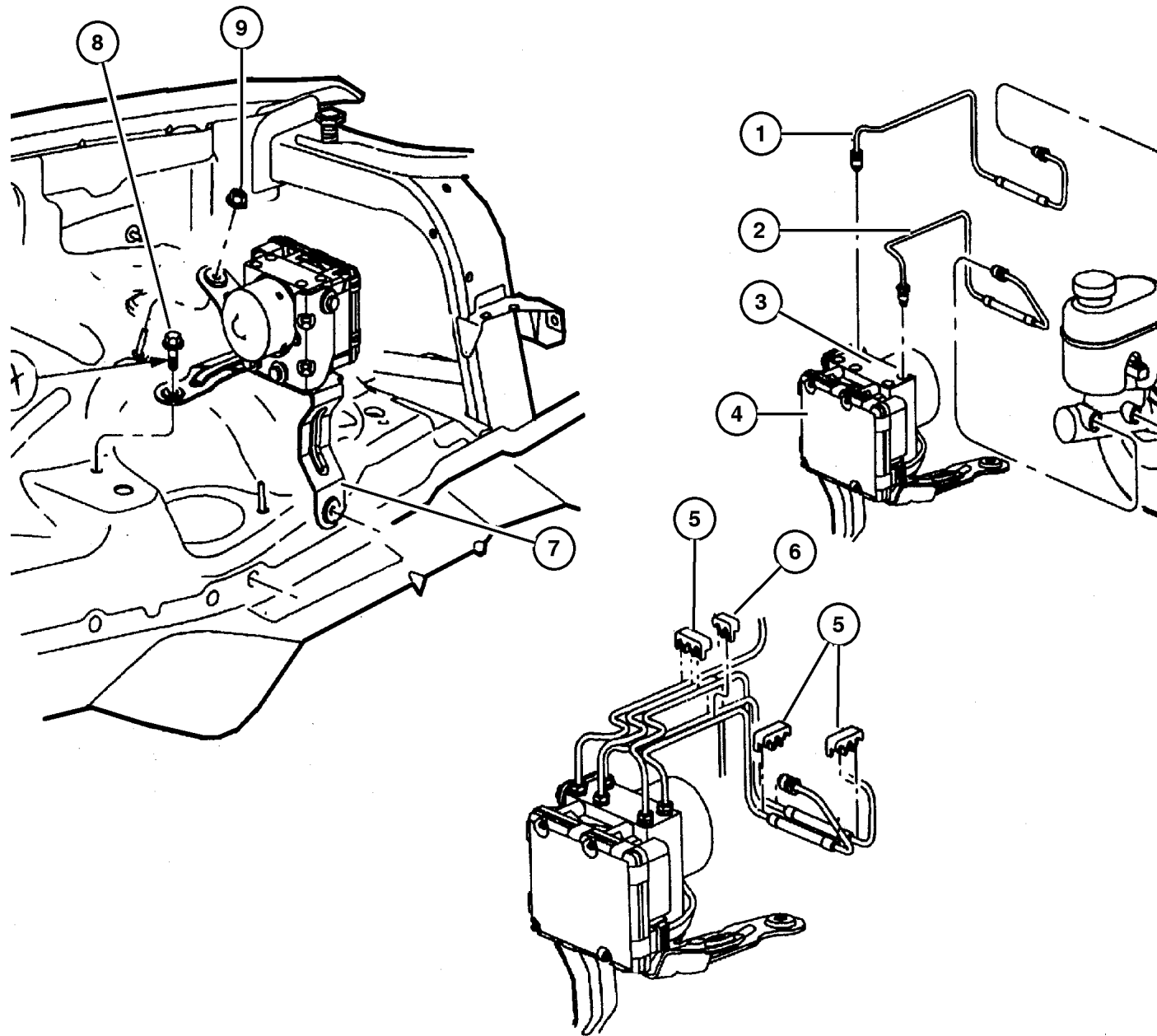
Lever And Cable - Parking Brake Fig. 004-110

Rear Disc Parking Brake Assy Fig. 004-120



004-100 Parking Brake Lever and Cables			
			

Hydraulic Control Unit Wj Figure 005-410



ITEM	PART NUMBER	QTY	LINE	BODY	DESCRIPTION
Notes: ER0=4.0L 6 Cylinder Gas Engine---EV0=4.7L Gas Engine---EX0=3.0/3.1L Turbo Diesel Engine---ICU=Intergrated Control Unit WD-Right Hand Drive---B=2 WD-Right Hand Drive					
1					HOSE, Brake
	5212 8086	1	J, T		ERO,EVO, Primary
	5212 8208	1	J, T		EXO, Primary
	5212 8106	1	U		ERO,EVO, Primary
	5200 9349	1	U		EXO, Primary
2					HOSE, Brake
	5212 8087	1	J, T		ERO,EVO, Secondary
	5212 8209	1	J, T		EXO, Secondary
	5212 8107	1	U		ERO,EVO, Secondary
	5200 9347	1	U		EXO, Secondary
3	5011 259AA	1			CONTROL UNIT, Anti-Lock Brake
4	56041 022AG	1			MODULE, Anti-lock Brakes
5					CLIP, Brake Line
	5200 9163	4	J, T		3-Way Brake Tube Separation at ICU
		3	U		3-Way Brake Tube Separation at ICU
6	5200 8940	1			CLIP, Brake Line, 2-Way Brake Tube Separation
7					BRACKET, Hydraulic Control Unit
	5011 257AA	1			ERO,EVO
	5011 258AA	1			EXO
8	6505 923AA	2			BOLT, ICU Bracket Attaching
9	3420 1711	1			NUT, Hex Flange, M8x1.25, ICU Bracket Attaching

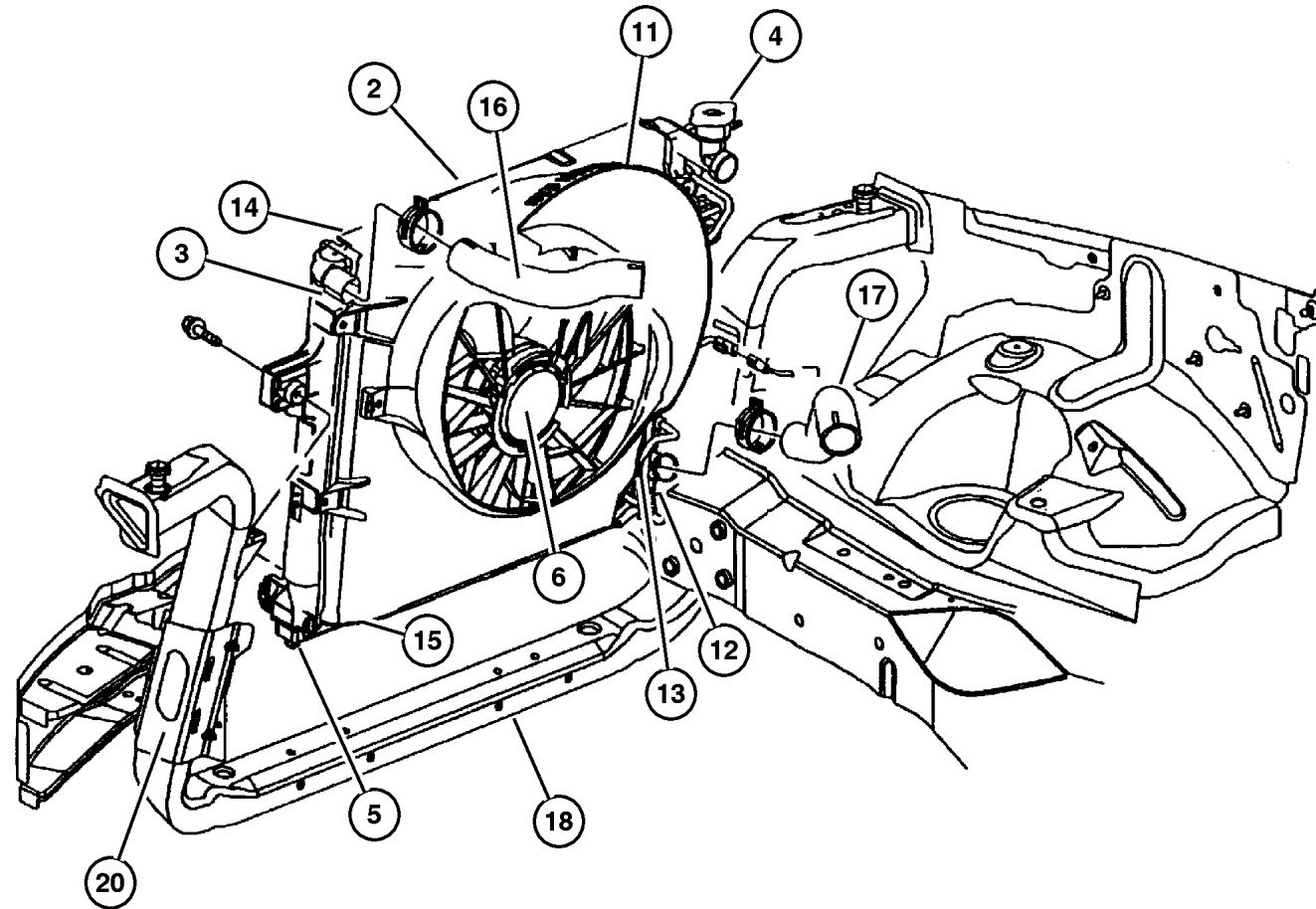
JEEP GRAND CHEROKEE (WJ)

SERIES	LINE	BODY	ENGINE	TRANSMISSION
H=Laredo	J = 4WD	74 = 4 Door(105.9 WB)	ER0, ERH = 4.0L, Power Tech I-6	DGK = 4 Speed Autm, 42RE
P=Limited	T = 2WD		EV0, EVA = 4.7L, Power Tech V8	DGW = 4 Speed Automatic, -44RE
	U = 4WD (RHD)		EXA, EX0 = 3.1L, 5 Cyl Turbo Diesel	DG4 = Multi Speed Automatic, -45RFE
				DGO = All Automatic

AR = Use as required - = Non illustrated part # = New this model year

April 3, 2002

Radiator and Related Parts 4.7L Engine Figure 007-160



ITEM	PART NUMBER	QTY	LINE	ENGINE	TRANS	DESCRIPTION
Note: Sales Code EV0 = 4.7L Engine WD-Right Hand Drive---B=2 WD-Right Hand Drive						
Note: Sales Code DG4 = Multi - Speed Auto Trans. WD-Right Hand Drive---B=2 WD-Right Hand Drive						
Note: Sales Code DG0 = All Automatic Transmissions WD-Right Hand Drive---B=2 WD-Right Hand Drive						
-1						COOLER, Auxiliary Oil
	52079 414AB	1	J, T	EV0	DG0	
		1	U	EV0	DG0	
2						CONDENSER, Air Conditioning
	55115 918AB	1	J, T	EV0	DG0	
		1	U	EV0	DG0	
3						RADIATOR, Engine Cooling
	52079 425AB	1	J, T	EV0	DG0	
		1	U	EV0	DG0	
4						CAP, Radiator
	52079 778AA	1	J, T	EV0	DG0	
		1	U	EV0	DG0	
5						ISOLATOR, Radiator
	5207 9418	2	J, T	EV0	DG0	Right
		2	U	EV0	DG0	Right
	5207 9419	2	J, T	EV0	DG0	Left
		1	U	EV0	DG0	Left
6						FAN, Cooling
	5207 9528	1	J, T	EV0	DG0	Electric Module
		1	U	EV0	DG0	Electric Module
	52080 500AA	1		EV0		Engine Fan
-7	52079 438AB	1		EV0		VISCOUS CLUTCH, Fan Drive
-8	6034 860	4		EV0, EX0		BOLT AND WASHER, Implement Attaching
-9	52079 632AA	1		EV0	DG4	CLAMP, Oil Cooler Tube
-10	52079 631AA	1		EV0	DG4	CLAMP, Oil Cooler Tube
11						SHROUD, Fan
	52079 491AB	1	J, T	EV0	DG0	
		1	U	EV0	DG0	
12						TUBE, Oil Cooler
	52079 436AC	1	J, T	EV0	DG0	
		1	U	EV0	DG0	
13						TUBE, Oil Cooler
	52079 433AB	1	J, T	EV0	DG0	Pressure
		1	U	EV0	DG0	Pressure
	52079 435AB	1	J, T	EV0	DG0	Return
		1	U	EV0	DG0	Return
14						SEAL, Radiator Condenser
	5207 9430	1	J, T	EV0	DG0	

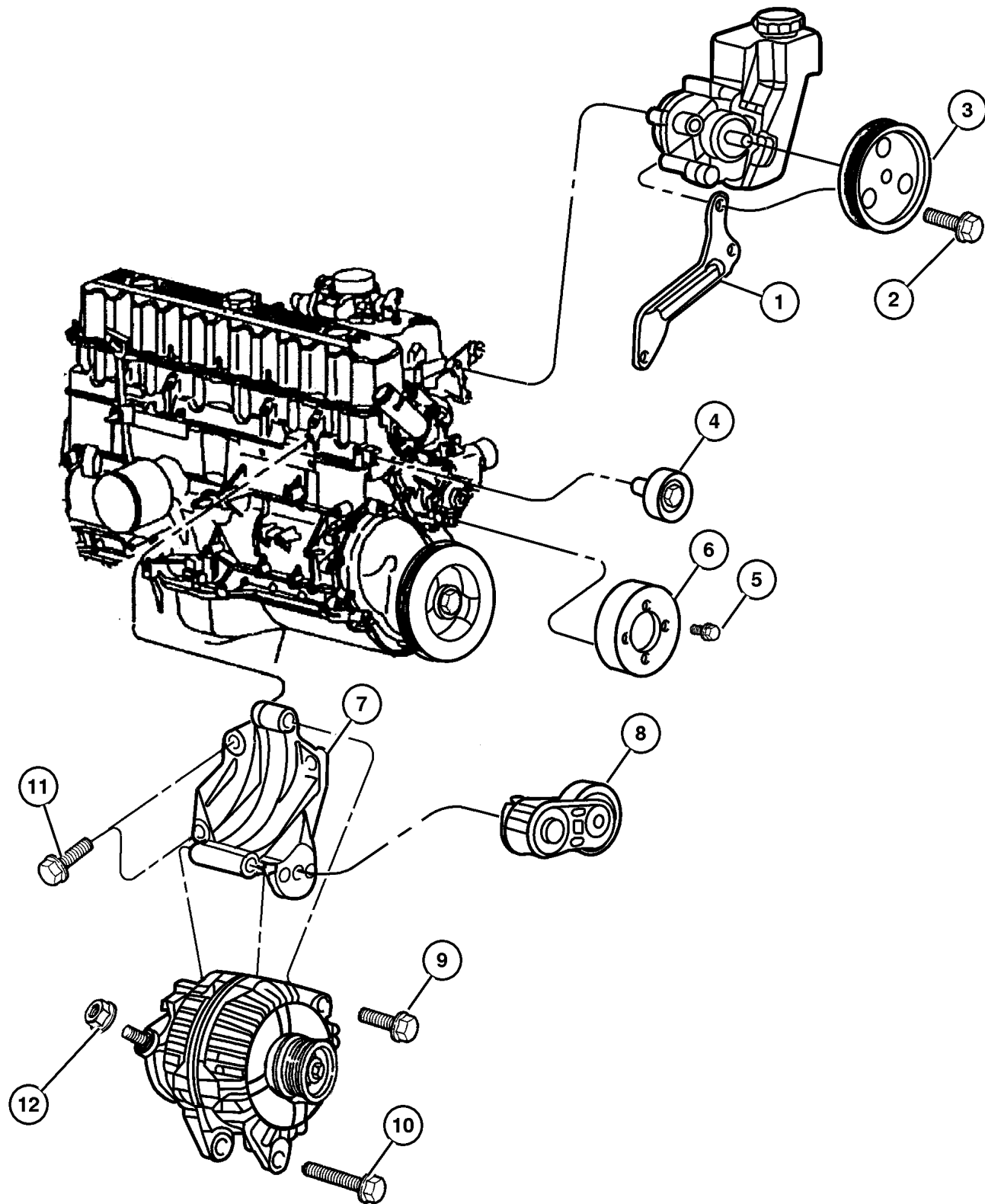
JEEP GRAND CHEROKEE (WJ)

SERIES	LINE	BODY	ENGINE	TRANSMISSION
H=Laredo	J = 4WD	74 = 4 Door(105.9 WB)	ER0, ERH = 4.0L, Power Tech I-6	DGK = 4 Speed Autm, 42RE
P=Limited	T = 2WD		EV0, EVA = 4.7L, Power Tech V8	DGW = 4 Speed Automatic, -44RE
	U = 4WD (RHD)		EXA, EX0 = 3.1L, 5 Cyl Turbo Diesel	DG4 = Multi Speed Automatic, -45RFE
				DGO = All Automatic

AR = Use as required - = Non illustrated part # = New this model year

April 3, 2002

Drive Pulleys 4.0L Engine
Figure 007-420



ITEM	PART NUMBER	QTY	LINE	ENGINE	TRANS	DESCRIPTION
Note: Sales Code ER0 = 4.0L Engine WD-Right Hand Drive---B=2 WD-Right Hand Drive						
1	4854 157	1		ER0		BRACE, Power Steering Pump
2	6502 425	3		ER0		SCREW AND WASHER, Hex Head, M8x1.25x95
3	53010 258AB	1		ER0, EV0		PULLEY, Power Steering Pump
4	4854 092	1		ER0		PULLEY, Idler
5	6034 860	4		ER0		BOLT AND WASHER, Implement Attaching
6	4854 032	1		ER0		PULLEY, Water Pump
7	4854 026	1		ER0		BRACKET, Alternator
8	4854 089	1		ER0		TENSIONER, Alternator Belt
9	6505 488AA	1		ER0		SCREW AND WASHER, Hex
10	6504 344	1		ER0		SCREW AND WASHER, Hex Head
11	0154 854AA	4		ER0		SCREW AND WASHER, Hex
12	6502 691	1		ER0, EV0,	EX0	NUT, Hex Flange Lock, M6x1

JEEP GRAND CHEROKEE (WJ)

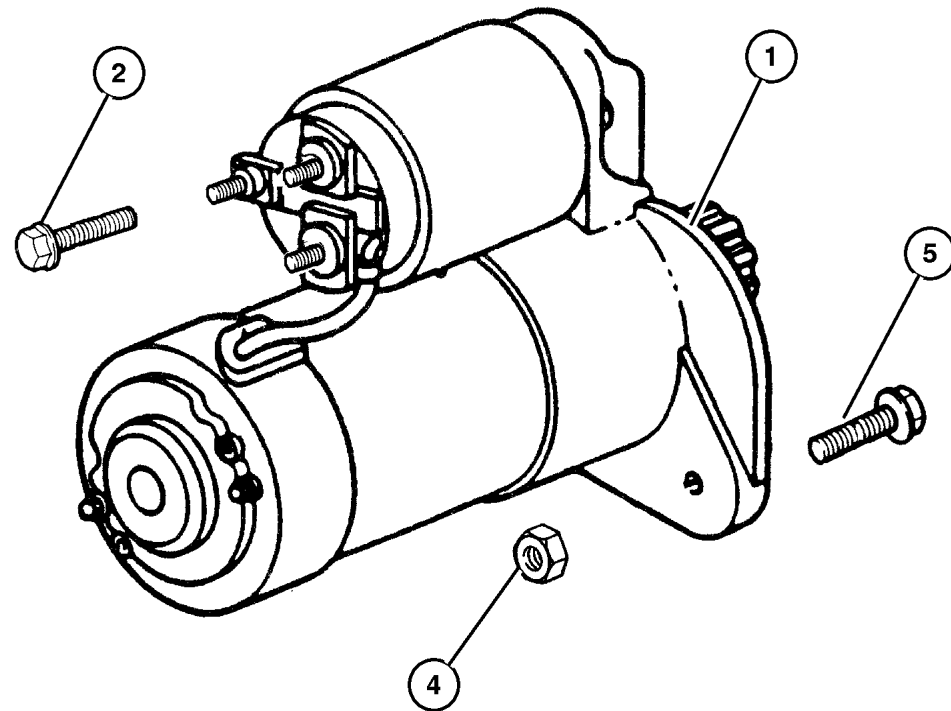
SERIES	LINE	BODY	ENGINE	TRANSMISSION
H=Laredo	J = 4WD	74 = 4 Door(105.9 WB)	ER0, ERH = 4.0L, Power Tech I-6	DGK = 4 Speed Autm, 42RE
P=Limited	T = 2WD		EV0, EVA = 4.7L, Power Tech V8	DGW = 4 Speed Automatic, -44RE
	U = 4WD (RHD)		EXA, EX0 = 3.1L, 5 Cyl Turbo Diesel	DG4 = Multi Speed Automatic, -45RFE
				DGO = All Automatic

AR = Use as required - = Non illustrated part # = New this model year

April 3, 2002

**Starters
Figure 008-110**

ITEM	PART NUMBER	QTY	LINE	SERIES	BODY	ENGINE	TRANS	DESCRIPTION
DG4=Multi-Speed Automatic Transmission 45RFE WD-Right Hand Drive---B=2 WD-Right Hand Drive ER0=4.0L Engine WD-Right Hand Drive---B=2 WD-Right Hand Drive EV0=4.7L Engine WD-Right Hand Drive---B=2 WD-Right Hand Drive EX0=3.0L/3.1L Turbo Diesel Engine WD-Right Hand Drive---B=2 WD-Right Hand Drive								
1								STARTER
	56041 012AB	1				ER0		
	5604 1207	1				EV0		
	56041 563AA	1				EX0		
2	J400 6192	1				ER0		BOLT AND WASHER, Hex Head, .375-16x1.75
-3	6102 084AA	2				EV0		SCREW
4								NUT, M8x1.25, (NOT SERVICED)
5								SCREW AND WASHER, Hex Head, M10x1.5x28
	6503 699	1				ER0		
		8				EV0, EX0		
		4	J, U			EV0	DG4	
-6	5210 4133	1					DG4	COVER, Transmission Dust, Starter to Transmission



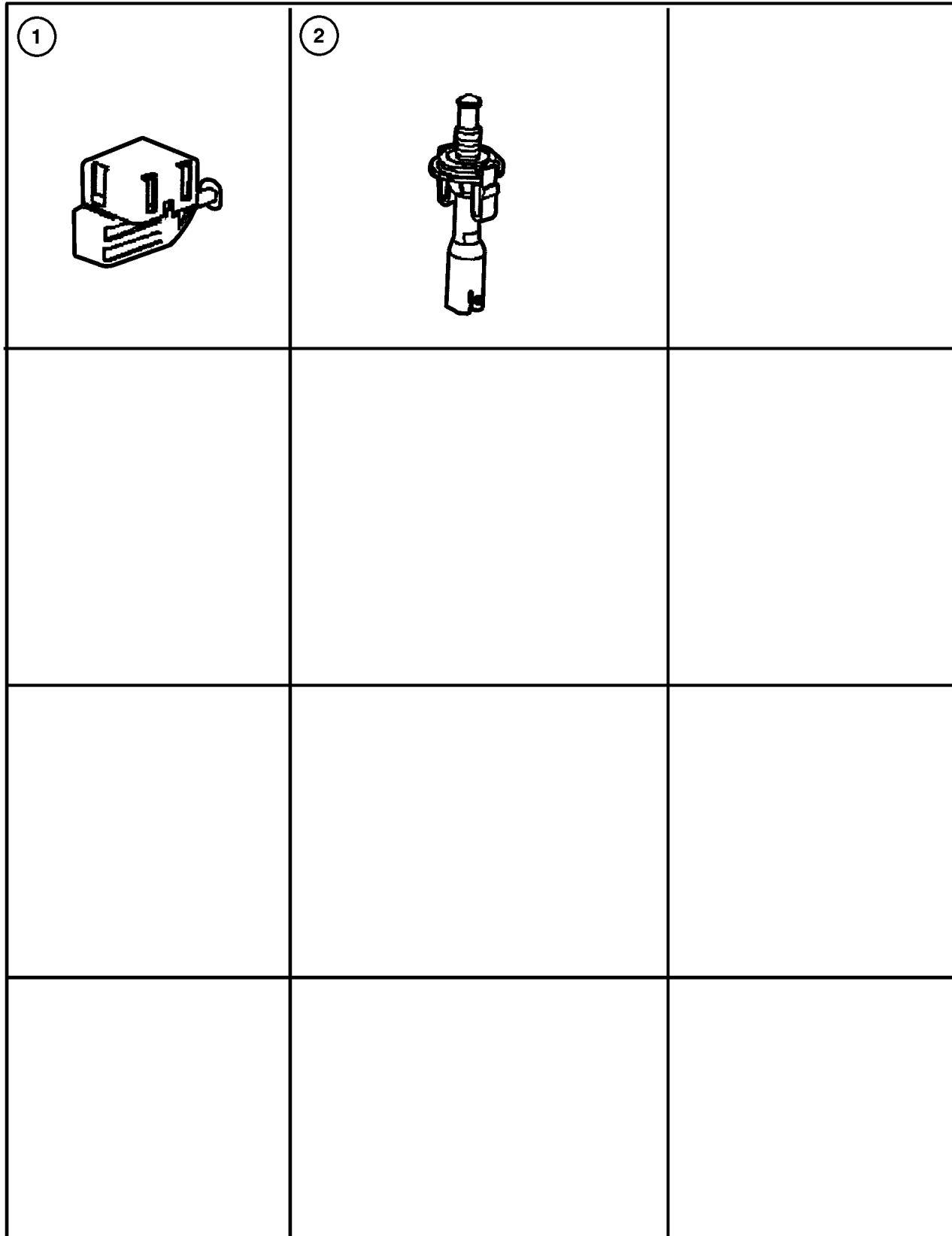
JEEP GRAND CHEROKEE (WJ)

SERIES	LINE	BODY	ENGINE	TRANSMISSION
H=Laredo	J = 4WD	74 = 4 Door(105.9 WB)	ER0, ERH = 4.0L, Power Tech I-6	DGK = 4 Speed Autm, 42RE
P=Limited	T = 2WD		EV0, EVA = 4.7L, Power Tech V8	DGW = 4 Speed Automatic, -44RE
	U = 4WD (RHD)		EXA, EX0 = 3.1L, 5 Cyl Turbo Diesel	DG4 = Multi Speed Automatic, -45RFE
				DGO = All Automatic

AR = Use as required - = Non illustrated part # = New this model year

April 3, 2002

Switches Figure 008-810




ITEM	PART NUMBER	QTY	LINE	SERIES	BODY	ENGINE	TRANS	DESCRIPTION
ER0=4.0L Engine WD-Right Hand Drive---B=2 WD-Right Hand Drive								
EVO=4.7L Engine WD-Right Hand Drive---B=2 WD-Right Hand Drive								
EX0=3.0L/3.1L Turbo Diesel Engine WD-Right Hand Drive---B=2 WD-Right Hand Drive								
DG0=Automatic Transmission WD-Right Hand Drive---B=2 WD-Right Hand Drive								
DGW= Automatic Transmission 4 Speed Automatic 44RE WD-Right Hand Drive---B=2 WD-Right Hand Drive								
DGK=Automatic Transmission 4 Speed WD-Right Hand Drive---B=2 WD-Right Hand Drive								
DG4=Automatic Transmission Multi-Speed WD-Right Hand Drive---B=2 WD-Right Hand Drive								
1	4671 336	1						SWITCH, Stop Lamp
2	4707 875AB	1						SWITCH, Underhood
-3	56042 582AA	1						PLATE, Striker, Hood Switch (EUROPE)
-4								SWITCH, Speed Control
	#5GY38 1AZAA	1			H			Agate, Right
	#5GY38 1K9AA	1			P			Suede, Right
	#5GY38 1L8AA	1			P			Brown, Right
	#5GY39 1AZAA	1			H			Agate, Left
	#5GY39 1K9AA	1			P			Suede, Left
	#5GY39 1L8AA	1			P			Brown, Left
-5								SWITCH, Remote Radio
	56042 312AB	1			H			Right
	56042 313AB	1			H			Left
-6								SWITCH, Power Window
	5604 2057	1			H			
	5519 6424	1			P			
-7	56042 450AB	1			H			SWITCH, Flipper Window
-8								SWITCH, Memory Selector
	56042 291AB	1	J, T		P			
	56042 292AB	1	U		P			
-9								SWITCH
	5604 2387	2	J, T					Lumbar Control
		2	U					Lumbar Control
-10								SWITCH, Seat
	4373 666	2	U					
		2	J, T					
-11								KNOB, Power Seat Switch
	4607 042	1	J, T					Right
		1	U					Right
	4607 043	1	J, T					Left
		1	U					Left
-12								SWITCH, Neutral, Safety, Back Up
	3747 361	1	T				DGK	
		1	J, U				DGK	
		1	J, U				DGW	
-13								SWITCH, Security Alarm

JEEP GRAND CHEROKEE (WJ)

SERIES	LINE	BODY	ENGINE	TRANSMISSION
H=Laredo	J = 4WD	74 = 4 Door(105.9 WB)	ER0, ERH = 4.0L, Power Tech I-6	DGK = 4 Speed Autm, 42RE
P=Limited	T = 2WD		EVO, EVA = 4.7L, Power Tech V8	DGW = 4 Speed Automatic, -44RE
	U = 4WD (RHD)		EXA, EX0 = 3.1L, 5 Cyl Turbo Diesel	DG4 = Multi Speed Automatic, -45RFE
				DGO = All Automatic

Bulbs & Sockets
Figure 008-1140

ITEM	PART NUMBER	QTY	LINE	SERIES	BODY	ENGINE	TRANS	DESCRIPTION
ER0=4.0L Engine WD-Right Hand Drive---B=2 WD-Right Hand Drive								
EVO=4.7L Engine WD-Right Hand Drive---B=2 WD-Right Hand Drive								
EX0=3.0L/3.1L Turbo Diesel Engine WD-Right Hand Drive---B=2 WD-Right Hand Drive								
1	0153 620	2						BULB, 8/4, Side Repeater
-2	L000 3157	3						BULB, 3157
-3	0154 883AA	1						BULB, 921
-4								BULB, 561
	L000 0561	1						Underhood
	9433 040	1						
-5	9421 330	1	J, T	H				BULB, PC194
-6	0154 870AA	1	J, T	H				BULB, Headlamp, 9006XS
-7	0154 846AA	1	J, T	H				BULB, Headlamp
-8	L000 0161	1						BULB, 161, Ash Receiver
-9	L000 0906	2						BULB, 906
-10								BULB, 74
	6501 966	1	J, T					
		1	U					
-11								BULB, 192
	L000 0192	2	J, T					
		1	U					
-12	5012 591AA	1		H				BULB AND SOCKET
-13								BULB, PY21W Amber
	0154 742	1	J, T	P				
		1	U	H				
-14	L000 PC74	16				ER0, EVO		BULB, PC74



JEEP GRAND CHEROKEE (WJ)

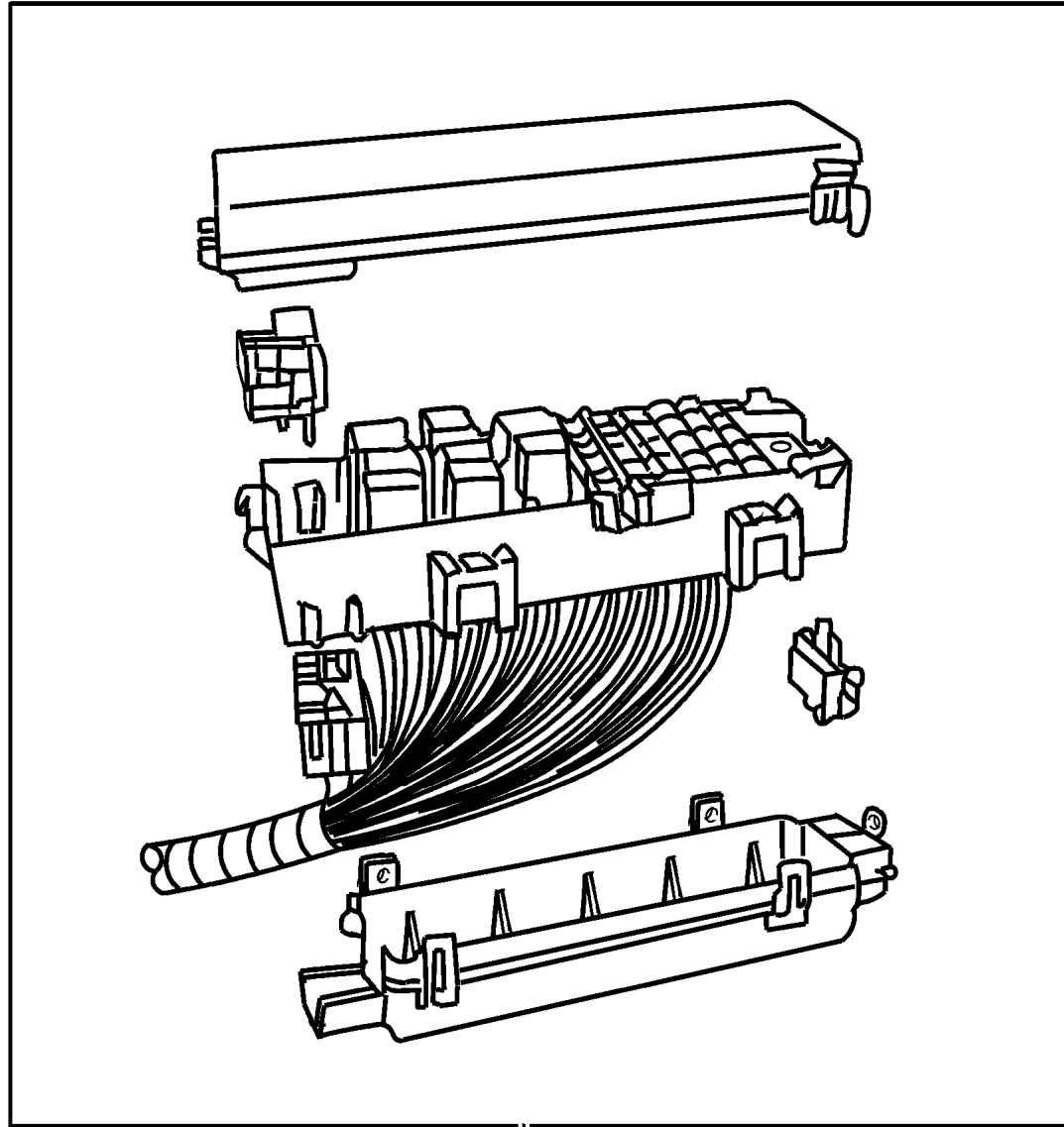
SERIES	LINE	BODY	ENGINE	TRANSMISSION
H=Laredo	J = 4WD	74 = 4 Door(105.9 WB)	ER0, ERH = 4.0L, Power Tech I-6	DGK = 4 Speed Autm, 42RE
P=Limited	T = 2WD		EVO, EVA = 4.7L, Power Tech V8	DGW = 4 Speed Automatic, -44RE
	U = 4WD (RHD)		EXA, EX0 = 3.1L, 5 Cyl Turbo Diesel	DG4 = Multi Speed Automatic, -45RFE
				DGO = All Automatic

AR = Use as required - = Non illustrated part # = New this model year

April 3, 2002

Power Distribution Center Repair
Figure 008-1610

ITEM	PART NUMBER	QTY	LINE	SERIES	BODY	ENGINE	TRANS	DESCRIPTION
1								REPAIR KIT, Power Distribution Center, (NOT SERVICED)



1

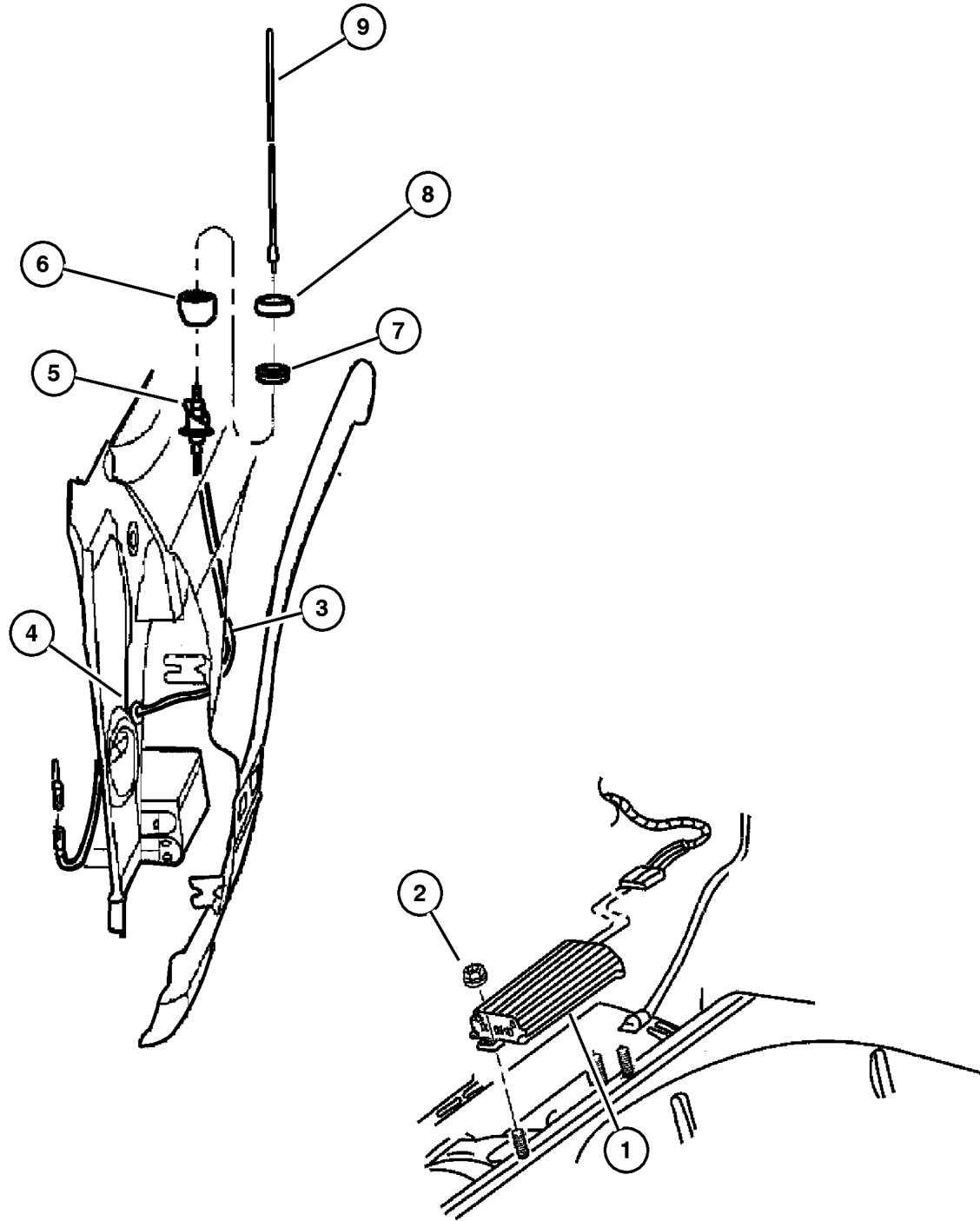
JEEP GRAND CHEROKEE (WJ)

SERIES	LINE	BODY	ENGINE	TRANSMISSION
H=Laredo	J = 4WD	74 = 4 Door(105.9 WB)	ER0, ERH = 4.0L, Power Tech I-6	DGK = 4 Speed Autm, 42RE
P=Limited	T = 2WD		EV0, EVA = 4.7L, Power Tech V8	DGW = 4 Speed Automatic, -44RE
	U = 4WD (RHD)		EXA, EX0 = 3.1L, 5 Cyl Turbo Diesel	DG4 = Multi Speed Automatic, -45RFE
				DGO = All Automatic

AR = Use as required - = Non illustrated part # = New this model year

April 3, 2002

Antenna Figure 08A-320



ITEM	PART NUMBER	QTY	LINE	BODY	DESCRIPTION
Note: WD-Right Hand Drive---B=2 WD-Right Hand Drive					
RCE = Infinity Speaker System WD-Right Hand Drive---B=2 WD-Right Hand Drive					
RDL = Rear Window Integrated Antenna WD-Right Hand Drive---B=2 WD-Right Hand Drive					
1					AMPLIFIER, Radio (RCE) Infinity
	56038 407AD	1			
	5604 2134	1			(RDL) EUROPE w/Intigrated Antenna
2	6500 284	2			NUT, Hex, M6x1.00
3					CABLE, Antenna w/Fixed Antenna
	56038 513AF	1	J, T		
	56038 514AA	1			(RDL) EUROPE w/Intigrated Antenna
	56038 515AD	1	U		(RDL) EUROPE w/Intigrated Antenna
	56038 516AD	1	J, T		(RDL) EUROPE w/Intigrated Antenna
4	4373 728	1			PLUG
5	56038 412AB	1			BASE, Antenna
6	56009 375AB	1			ESCUTCHEON, Antenna
7	4685 301	1			CAP NUT, Antenna, Black
8	4685 498	1			SHROUD, Antenna Cap Nut
9	4685 574	1			MAST, Antenna, Black

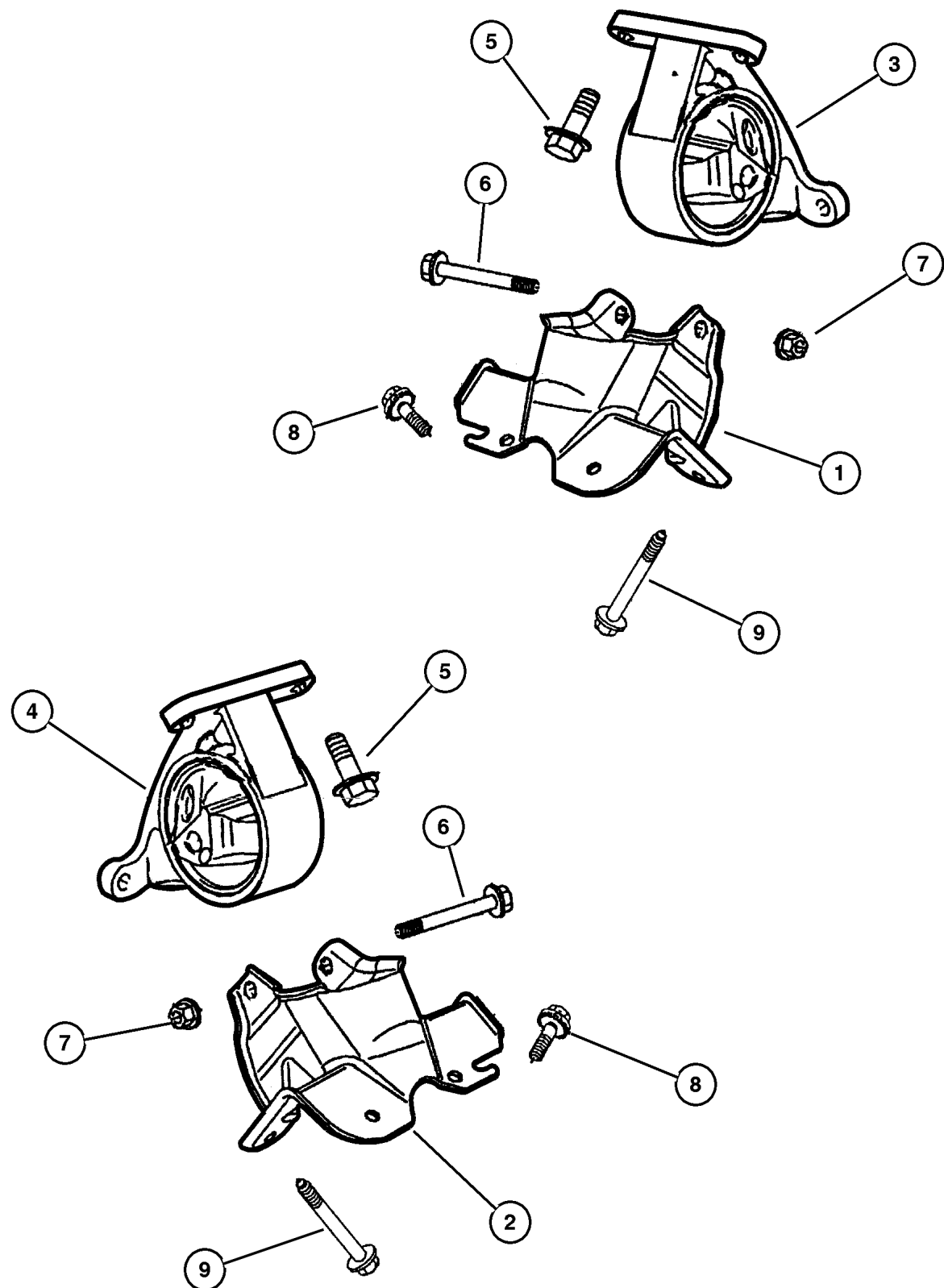
JEEP GRAND CHEROKEE (WJ)

SERIES	LINE	BODY	ENGINE	TRANSMISSION
H=Laredo	J = 4WD	74 = 4 Door(105.9 WB)	ER0, ERH = 4.0L, Power Tech I-6	DGK = 4 Speed Autm, 42RE
P=Limited	T = 2WD		EV0, EVA = 4.7L, Power Tech V8	DGW = 4 Speed Automatic, -44RE
	U = 4WD (RHD)		EXA, EX0 = 3.1L, 5 Cyl Turbo Diesel	DG4 = Multi Speed Automatic, -45RFE
				DGO = All Automatic

AR = Use as required - = Non illustrated part # = New this model year

April 3, 2002

Engine Mounting, Front 4.7L (EVA) Engine Figure 009-150



ITEM	PART NUMBER	QTY	LINE	ENGINE	TRANS	DESCRIPTION
Note: WD-Right Hand Drive---B=2 WD-Right Hand Drive						
DG4 = Multi-Speed Automatic Transmission 45RFE WD-Right Hand Drive---B=2 WD-Right Hand Drive						
EM0 = All 5.9L 8 Cyl Gas Engines WD-Right Hand Drive---B=2 WD-Right Hand Drive						
ER0 = All 4.0L 6 Cyl Gas Engines WD-Right Hand Drive---B=2 WD-Right Hand Drive						
EV0 = All 4.7L Gas Engines WD-Right Hand Drive---B=2 WD-Right Hand Drive						
1	52058 930AB	1		EM0, ER0,	EV0	BRACKET, Engine Mount, Right
2	#52058 931AC	1		ER0, EV0		BRACKET, Engine Mount, Left
3						INSULATOR, Engine Mount
	5205 8936	1	J, T	EV0		Right
	52060 018AA	1	U	EV0		Right
4						INSULATOR, Engine Mount
	5205 8937	1	J, T	EV0		Left
	52060 019AA	1	U	EV0		Left
5	6503 699	4	J, U	EV0	DG4	SCREW AND WASHER, Hex Head, M10x1.5x28
6	3420 2606	2				BOLT, Hex Head
7	6502 697	2				NUT, Hex Flange Lock, M12x1.75
8	6503 119	4				SCREW AND WASHER, Hex Head, M10x1.5x40
9	6506 000AA	4				SCREW AND WASHER

JEEP GRAND CHEROKEE (WJ)

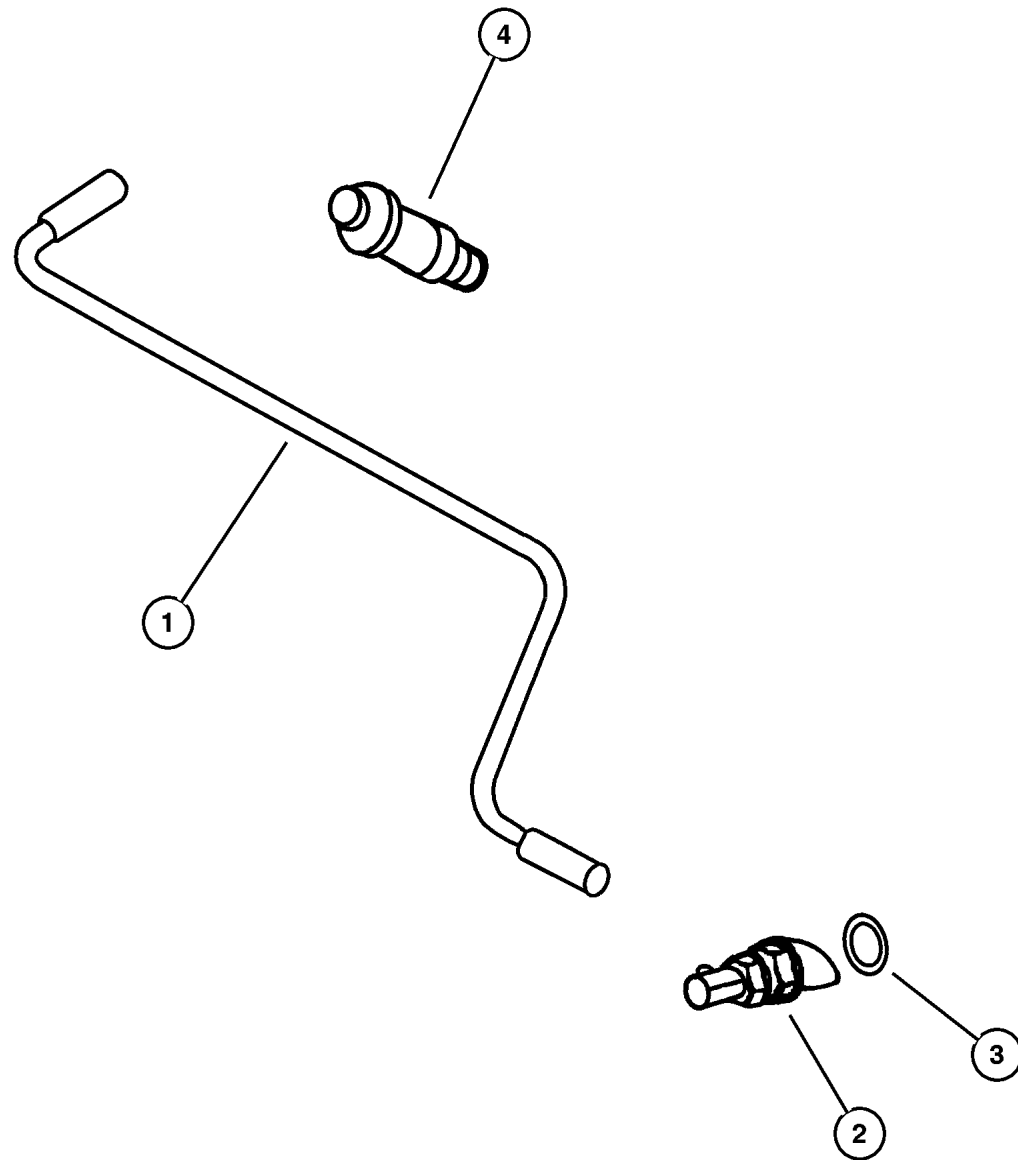
SERIES	LINE	BODY	ENGINE	TRANSMISSION
H=Laredo	J = 4WD	74 = 4 Door(105.9 WB)	ER0, ERH = 4.0L, Power Tech I-6	DGK = 4 Speed Autm, 42RE
P=Limited	T = 2WD		EV0, EVA = 4.7L, Power Tech V8	DGW = 4 Speed Automatic, -44RE
	U = 4WD (RHD)		EXA, EX0 = 3.1L, 5 Cyl Turbo Diesel	DG4 = Multi Speed Automatic, -45RFE
				DGO = All Automatic

AR = Use as required - = Non illustrated part # = New this model year

April 3, 2002

**Crankcase Ventilation 4.7L (EVA) Engine
Figure 4.7L-910**

ITEM	PART NUMBER	QTY	LINE	ENGINE	TRANS	DESCRIPTION
NOTE: EV0=All 4.7L Engines WD-Right Hand Drive---B=2 WD-Right Hand Drive						
1	5303 0851	1		EV0		TUBE, PCV Valve
2	53031 777AA	1		EV0		VALVE, Crankcase Vent
3	53031 711AA	1		EV0		O RING
4	5303 0850	2		EV0		BREATHER, Crankcase

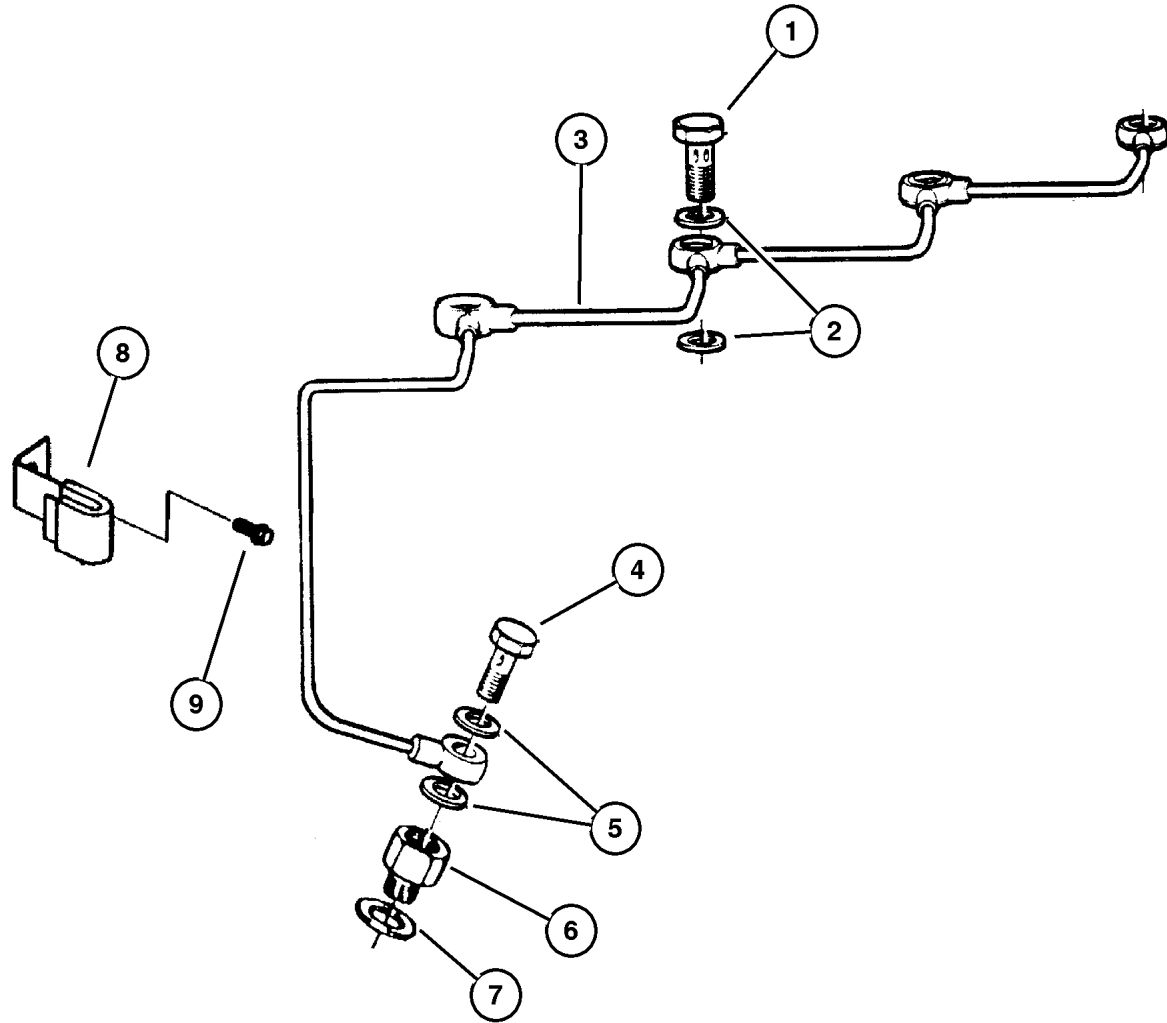


JEEP GRAND CHEROKEE (WJ)				
SERIES	LINE	BODY	ENGINE	TRANSMISSION
H=Laredo	J = 4WD	74 = 4 Door(105.9 WB)	ER0, ERH = 4.0L, Power Tech I-6	DGK = 4 Speed Autm, 42RE
P=Limited	T = 2WD		EV0, EVA = 4.7L, Power Tech V8	DGW = 4 Speed Automatic, -44RE
	U = 4WD (RHD)		EXA, EX0 = 3.1L, 5 Cyl Turbo Diesel	DG4 = Multi Speed Automatic, -45RFE
				DGO = All Automatic

AR = Use as required - = Non illustrated part # = New this model year

April 3, 2002

**Oil Lines 3.1L (EXA) Diesel Engine
Figure 3.1L-720**



ITEM	PART NUMBER	QTY	LINE	ENGINE	TRANS	DESCRIPTION
------	-------------	-----	------	--------	-------	-------------

NOTE: EX0=All 3.1L Engines DG0=All Automatic Transmissions WD-Right Hand Drive---B=2 WD-Right Hand Drive

1	4720 358	6		EX0	DG0	BOLT, Banjo
2	4720 554	12		EX0	DG0	WASHER, Banjo
3	5015 005AA	1		EX0	DG0	TUBE, Oil Feed
4	4720 358	6		EX0	DG0	BOLT, Banjo
5	4720 554	12		EX0	DG0	WASHER, Banjo
6	4863 777	1		EX0	DG0	UNION
7	4720 704	1		EX0	DG0	WASHER, Oil Pressure Transducer
8	5013 828AB	1		EX0	DG0	BRACKET, Tube
9	5014 071AA	1		EX0	DG0	BOLT, M5x10

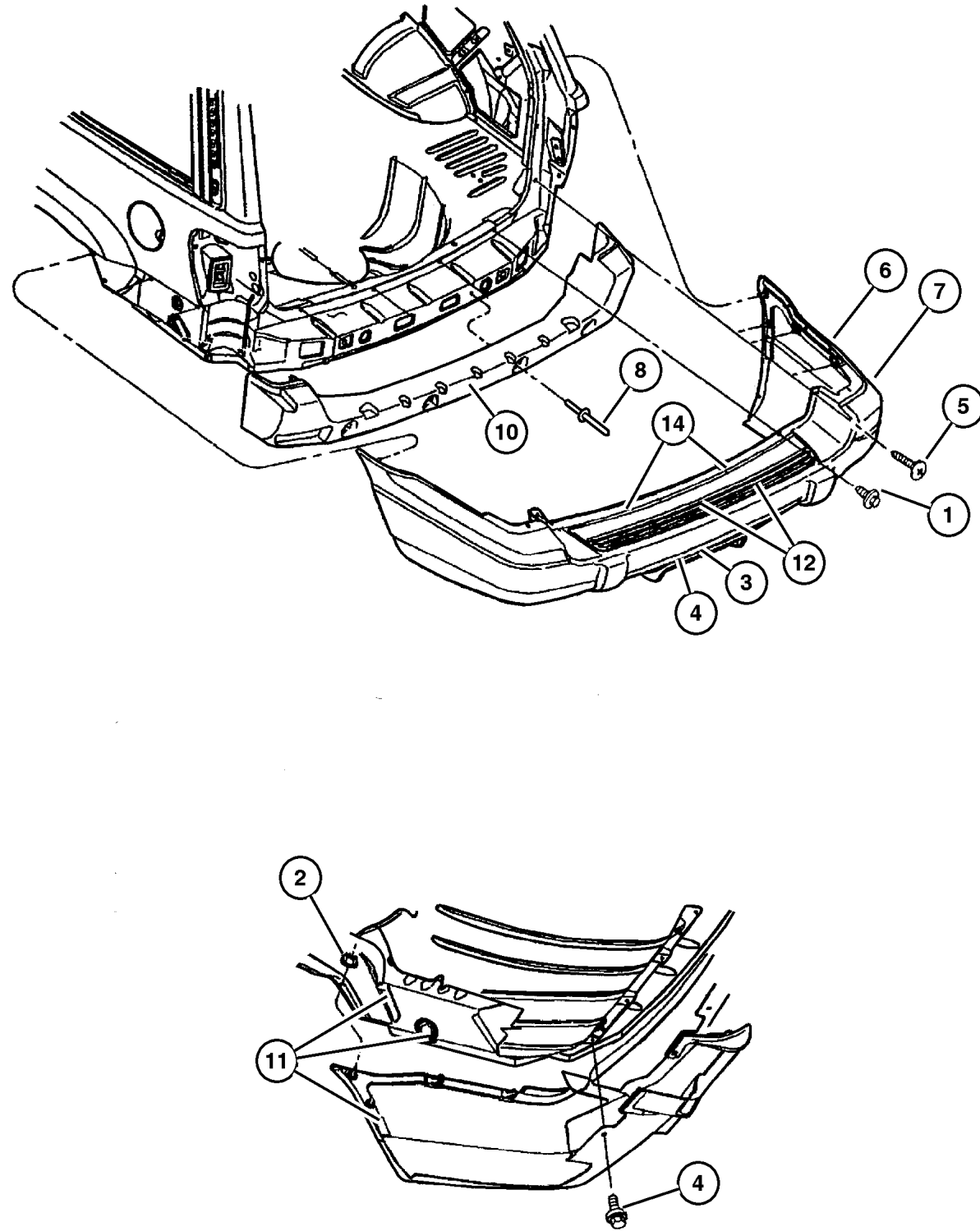
JEEP GRAND CHEROKEE (WJ)

SERIES	LINE	BODY	ENGINE	TRANSMISSION
H=Laredo	J = 4WD	74 = 4 Door(105.9 WB)	ER0, ERH = 4.0L, Power Tech I-6	DGK = 4 Speed Autm, 42RE
P=Limited	T = 2WD		EV0, EVA = 4.7L, Power Tech V8	DGW = 4 Speed Automatic, -44RE
	U = 4WD (RHD)		EXA, EX0 = 3.1L, 5 Cyl Turbo Diesel	DG4 = Multi Speed Automatic, -45RFE
				DGO = All Automatic

AR = Use as required - = Non illustrated part # = New this model year

April 3, 2002

Bumper, Rear Figure 013-340



ITEM	PART NUMBER	QTY	LINE	SERIES	BODY	DESCRIPTION
1	5517 6248	3				PIN, Push
2						NUT AND WASHER, Hex, M6x1.0, (NOT SERVICED)
3	3420 1631	6				RIVET, M6.25x28 Black
4	0154 228	5				SCREW, Tapping, .19-16x.625
5	6035 412	1				SCREW
6						FASCIA, Rear
	5EU8 1VF7	1		H		Laredo, w/o Hitch Bezel, Dark Brownstone (Paint Codes: S4, S5, TH, TK, UL, W1)
	5EU8 1XS9	1		H		Laredo, w/o Hitch Bezel, Dark Gray (Paint Codes: AW, BT, BQ, GR, PT, R4, X8)
	5FY08 VF7AB	1		H		Laredo, w/Hitch Bezel, Dark Brownstone (Paint Codes: S4, S5, TH, TK, UL, W1)
	5FY08 XS9AB	1		H		Laredo, w/Hitch Bezel, Dark Gray (Paint Codes: AW, BT, BQ, GR, PT, R4, X8)
7						FASCIA, Rear, Primed
	5012 804AA	1		P		Limited, w/o Hitch Bezel
	5012 936AA	1		P		Limited, w/Hitch Bezel
	5012 938AA	1		P		Limited, Export
8						RIVET, (NOT SERVICED)
-9	55155 695AA	1				CROSSMEMBER, Bumper, Rear, Export
10						ABSORBER, Rear Energy
	5515 5166	1		H		Laredo
	5515 5506	1		P		Limited
	55155 774AA	1		P		Limited, Export
11						RETAINER PACKAGE, Fascia
	5015 522AB	1		H		Laredo, Right
		1		P		Limited, Right
	5015 523AB	1		H		Laredo, Left
		1		P		Limited, Left
12						STEP PAD PACKAGE, Rear Fascia
	5015 524AA	1		H		Laredo
		1		P		Limited
-13						NUT, PACKAGE
	5013 799AA	4		H		Laredo
		4		P		Limited
14	6503 106	8				RETAINER, Push In Type M6.3 Hole
-15						BEZEL, Hitch
	5FY07 DX9AA	1		P		
	5FY10 VF7AA	1		H		[S5]
	5FY10 XS9AA	1		H		[BT]
-16	6503 106	8				RETAINER, Push In Type M6.3 Hole, Fascia to Tank

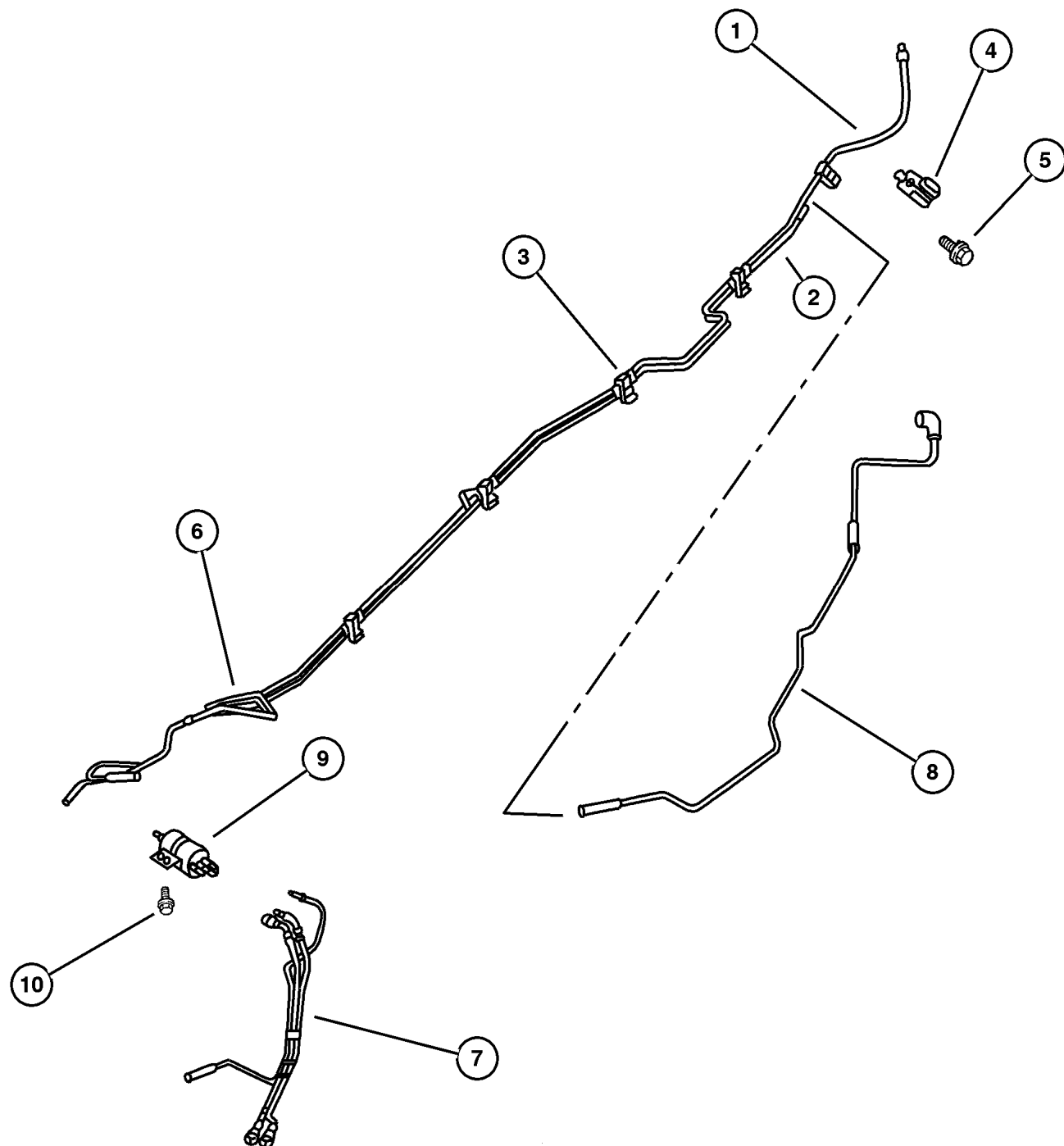
JEEP GRAND CHEROKEE (WJ)

SERIES	LINE	BODY	ENGINE	TRANSMISSION
H=Laredo	J = 4WD	74 = 4 Door(105.9 WB)	ER0, ERH = 4.0L, Power Tech I-6	DGK = 4 Speed Autm, 42RE
P=Limited	T = 2WD		EV0, EVA = 4.7L, Power Tech V8	DGW = 4 Speed Automatic, -44RE
	U = 4WD (RHD)		EXA, EX0 = 3.1L, 5 Cyl Turbo Diesel	DG4 = Multi Speed Automatic, -45RFE
				DGO = All Automatic

AR = Use as required - = Non illustrated part # = New this model year

April 3, 2002

Fuel Lines, Rear 4.0L (ERH) Engine Figure 014-340



ITEM	PART NUMBER	QTY	LINE	SERIES	BODY	ENGINE	TRANS	DESCRIPTION
Note: WD-Right Hand Drive---B=2 WD-Right Hand Drive								
DG4 = Multi-Speed Automatic Transmission 45RFE WD-Right Hand Drive---B=2 WD-Right Hand Drive								
ER0 = All 4.0L 6 Cyl Gas Engines WD-Right Hand Drive---B=2 WD-Right Hand Drive								
EVO = All 4.7L Gas Engines WD-Right Hand Drive---B=2 WD-Right Hand Drive								
1	52100 249AD	1				ER0, EVO		TUBE, Fuel Supply
2	52100 253AD	1				ER0, EVO		TUBE, Fuel Vapor
3	4695 819	6				ER0, EVO		CLIP, Fuel Bundle
4	3420 2997	1				ER0, EVO		CLIP, Wrap Around Sealing
5								SCREW, (NOT SERVICED)
6	0120 526	1				ER0, EVO		CLIP, Fuel
7	52100 196AC	1				ER0, EVO		TUBE, Fuel
8	52100 049AB	1	J, T			ER0, EVO		TUBE, Fuel Vapor
9	52100 283AC	1				ER0, EVO		FILTER AND REGULATOR, Fuel
10	6101 777	2	J, T			EVO	DG4	SCREW, Hex Flange Head Tapping, M6x1.00x20.00

JEEP GRAND CHEROKEE (WJ)

<table border="0"> <tr> <td>SERIES</td> <td>LINE</td> <td>BODY</td> <td>ENGINE</td> <td>TRANSMISSION</td> </tr> <tr> <td>H=Laredo</td> <td>J = 4WD</td> <td>74 = 4 Door(105.9 WB)</td> <td>ER0, ERH = 4.0L, Power Tech I-6</td> <td>DGK = 4 Speed Autm, 42RE</td> </tr> <tr> <td>P=Limited</td> <td>T = 2WD</td> <td></td> <td>EVO, EVA = 4.7L, Power Tech V8</td> <td>DGW = 4 Speed Automatic, -44RE</td> </tr> <tr> <td></td> <td>U = 4WD (RHD)</td> <td></td> <td>EXA, EX0 = 3.1L, 5 Cyl Turbo Diesel</td> <td>DG4 = Multi Speed Automatic, -45RFE</td> </tr> <tr> <td></td> <td></td> <td></td> <td></td> <td>DGO = All Automatic</td> </tr> </table>	SERIES	LINE	BODY	ENGINE	TRANSMISSION	H=Laredo	J = 4WD	74 = 4 Door(105.9 WB)	ER0, ERH = 4.0L, Power Tech I-6	DGK = 4 Speed Autm, 42RE	P=Limited	T = 2WD		EVO, EVA = 4.7L, Power Tech V8	DGW = 4 Speed Automatic, -44RE		U = 4WD (RHD)		EXA, EX0 = 3.1L, 5 Cyl Turbo Diesel	DG4 = Multi Speed Automatic, -45RFE					DGO = All Automatic
SERIES	LINE	BODY	ENGINE	TRANSMISSION																					
H=Laredo	J = 4WD	74 = 4 Door(105.9 WB)	ER0, ERH = 4.0L, Power Tech I-6	DGK = 4 Speed Autm, 42RE																					
P=Limited	T = 2WD		EVO, EVA = 4.7L, Power Tech V8	DGW = 4 Speed Automatic, -44RE																					
	U = 4WD (RHD)		EXA, EX0 = 3.1L, 5 Cyl Turbo Diesel	DG4 = Multi Speed Automatic, -45RFE																					
				DGO = All Automatic																					

AR = Use as required - = Non illustrated part # = New this model year

April 3, 2002

CLICK HERE TO **DOWNLOAD** THE COMPLETE MANUAL

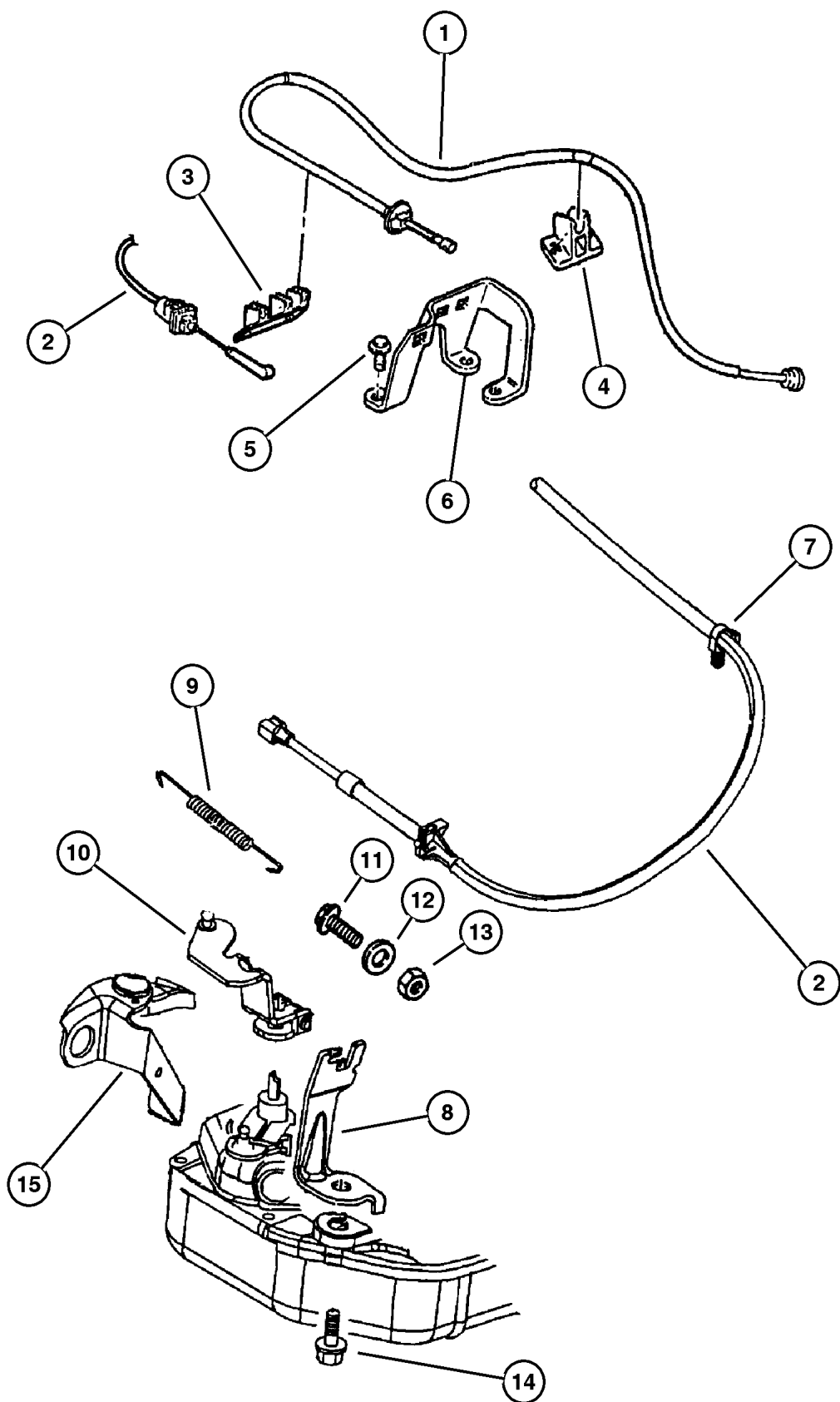
- Thank you very much for reading the preview of the manual.
- You can download the complete manual from: www.heydownloads.com by clicking the link below



- Please note: If there is no response to CLICKING the link, please download this PDF first and then click on it.

CLICK HERE TO **DOWNLOAD** THE COMPLETE MANUAL

Throttle Controls 4.0L (ERH) Engine Figure 014-720



ITEM	PART NUMBER	QTY	LINE	SERIES	BODY	ENGINE	TRANS	DESCRIPTION
NOTE: WD-Right Hand Drive---B=2 WD-Right Hand Drive								
DGK = 4 Speed Transmission 42RE WD-Right Hand Drive---B=2 WD-Right Hand Drive								
DGW = 4 Speed Automatic Transmission 44RE WD-Right Hand Drive---B=2 WD-Right Hand Drive								
ER0 = All 4.0L Engines WD-Right Hand Drive---B=2 WD-Right Hand Drive								
EVO = All 4.7L Gas Engines WD-Right Hand Drive---B=2 WD-Right Hand Drive								
EX0 = All Turbo Diesel Engines WD-Right Hand Drive---B=2 WD-Right Hand Drive								
1	4854 150	1	J, T			ER0		CABLE, Accelerator
2	52104 284AA	1					DGK	CABLE, Throttle Valve
3	5207 9029	1				ER0		GUIDE, Accelerator Cable
4	5207 8987	1	J, T			ER0		GUIDE, Accelerator Cable
5	6501 979	3				ER0		SCREW AND WASHER, Hex Head, M6x1x17
6	53013 160AA	1				ER0		BRACKET, Accelerator Cable
7	J400 5701	1	J, U					CLIP
8	5207 8867	1				ER0, EX0		BRACKET, Cable
9	5300 9055	1					DGK, DGW	SPRING, Throttle Valve Return
10	52078 723AB	1				ER0, EX0		LEVER, Throttle Valve
11	0181 065	1				ER0, EX0		BOLT, Hex Head, .25-20x1.00
12	0138 165	1				ER0, EX0		WASHER, Lock
13	J012 0375	1					DGW	NUT, Hex, .250-20
14	0181 112	1					DGK, DGW	SCREW AND WASHER, .375-16x1.00
15	5210 4057	1					DGK	BRACKET, Shift Cable

JEEP GRAND CHEROKEE (WJ)

SERIES	LINE	BODY	ENGINE	TRANSMISSION
H=Laredo	J = 4WD	74 = 4 Door(105.9 WB)	ER0, ERH = 4.0L, Power Tech I-6	DGK = 4 Speed Autm, 42RE
P=Limited	T = 2WD		EVO, EVA = 4.7L, Power Tech V8	DGW = 4 Speed Automatic, -44RE
	U = 4WD (RHD)		EXA, EX0 = 3.1L, 5 Cyl Turbo Diesel	DG4 = Multi Speed Automatic, -45RFE
				DGO = All Automatic

AR = Use as required - = Non illustrated part # = New this model year

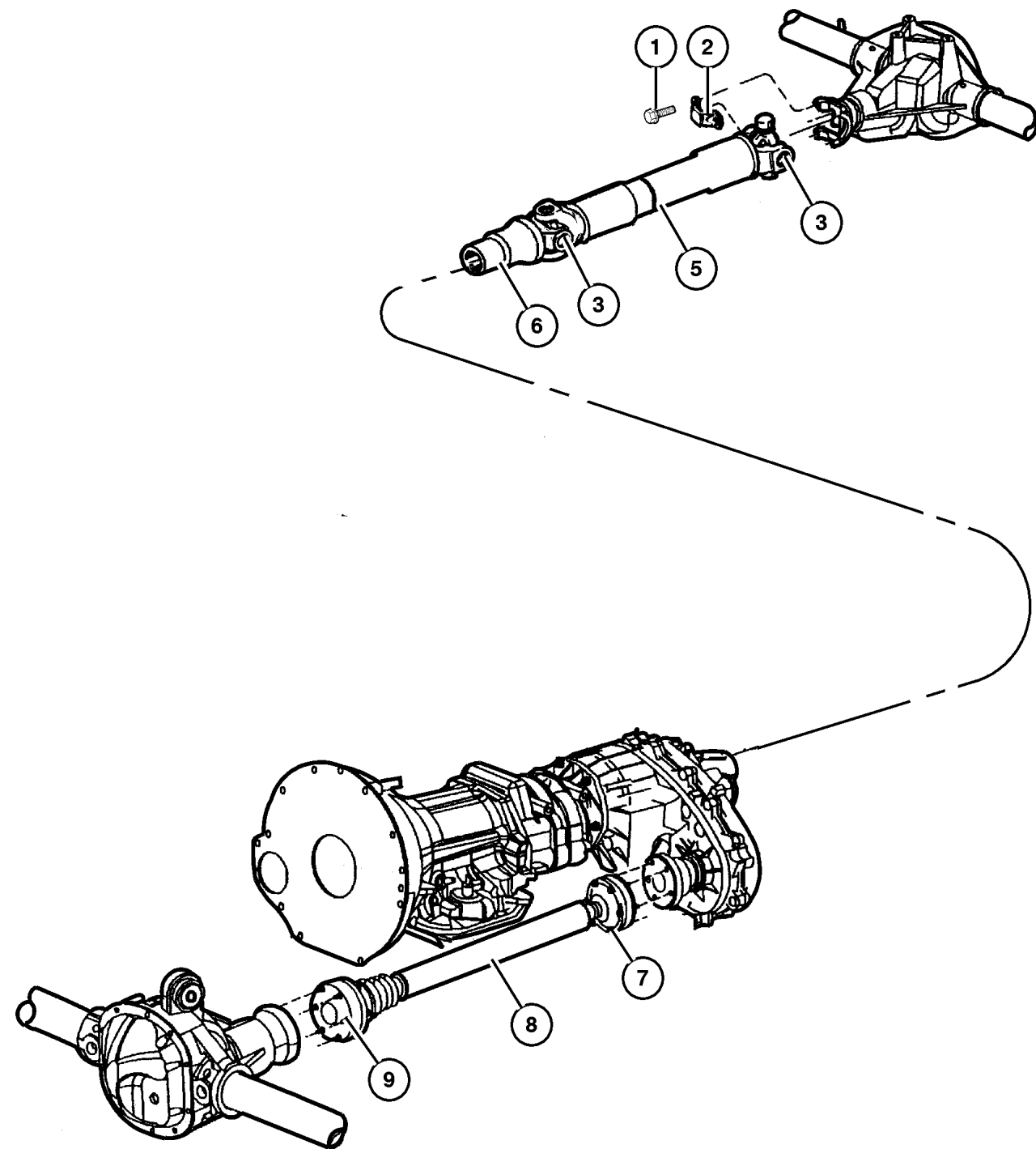
April 3, 2002

**Propeller Shafts, Front and Rear
Figure 016-110**

ITEM	PART NUMBER	QTY	LINE	SERIES	BODY	ENGINE	TRANS	DESCRIPTION
	52111 483AA	1	J, U			ER0		With Tag 52111483AA-Up To and Including 9-13-99 [DRK]
	#52111 483AB	1	J, U			ER0		With Tag 52111483AB-9-14-99 and After [DRK]
	#5209 9486	1	T			EVO		With Tag 52099486-Up To and Including 9-13-99
	#52099 486AB	1	T			EVO		With Tag 52099486AB-9-14-99 and After
	5209 9487	1	J, U			EVO		With Tag 52099487-Up To and Including 9-13-99 [DHF]
	#52099 487AC	1	J, U			EVO		With Tag 52099487AC-9-14-99 and After [DHF]
	52111 490AA	1	J, U			EVO		With Tag 52111490AA-Up To and Including 9-13-99 [DHP]
	#52111 490AB	1	J, U			EVO		With Tag 52111490AB-9-14-99 and After [DHP]
	52111 489AA	1	J, U			EX0	DGW	With Tag 52111489AA
6	5010 030AA	1	T			ER0		YOKE, Drive Shaft With Tag 52099484, Up To and Including 9-13-99
	#5017 202AA	1	T			ER0		With Tag 52099484AD, 9-14-99 and After
	5010 030AA	1	J, U			ER0		With Tag 52099485-Up To and Including 9-13-99 [DHF,DRM]
	#5017 201AA	1	J, U			ER0		With Tag 52099485AE-9-14-99 and After [DHF,DRM]
	4882 714	1	J, U			ER0		With Tag 52105530, 52105530AC
	4874 052	1	J, U			ER0		With Tag 52099485,52111483AA, Up To and Including 9-13-99
	#5017 201AA	1	J, U			ER0		With Tag 52099485AE,52111483AB, 9-14-99 and After
	5010 030AA	1	T			EVO		With Tag 52099486, UpTo and Including 9-13-99
	5017 202AA	1	T			EVO		With Tag 52099486AB, 9-14-99 and After
	4874 052	1	J, U			EVO		With Tag 52099487, UpTo and Including 9-13-99
	#5018 362AA	1	J, U			EVO		With Tag 52099487AC, 9-14-99 and After
	5014 043AA	1	J, U			EVO		With Tag 52111490AA, UpTo and Including 9-13-99
	#5018 773AA	1	J, U			EVO		With Tag 52111490AB, 9-14-99 and After

JEEP GRAND CHEROKEE (WJ)

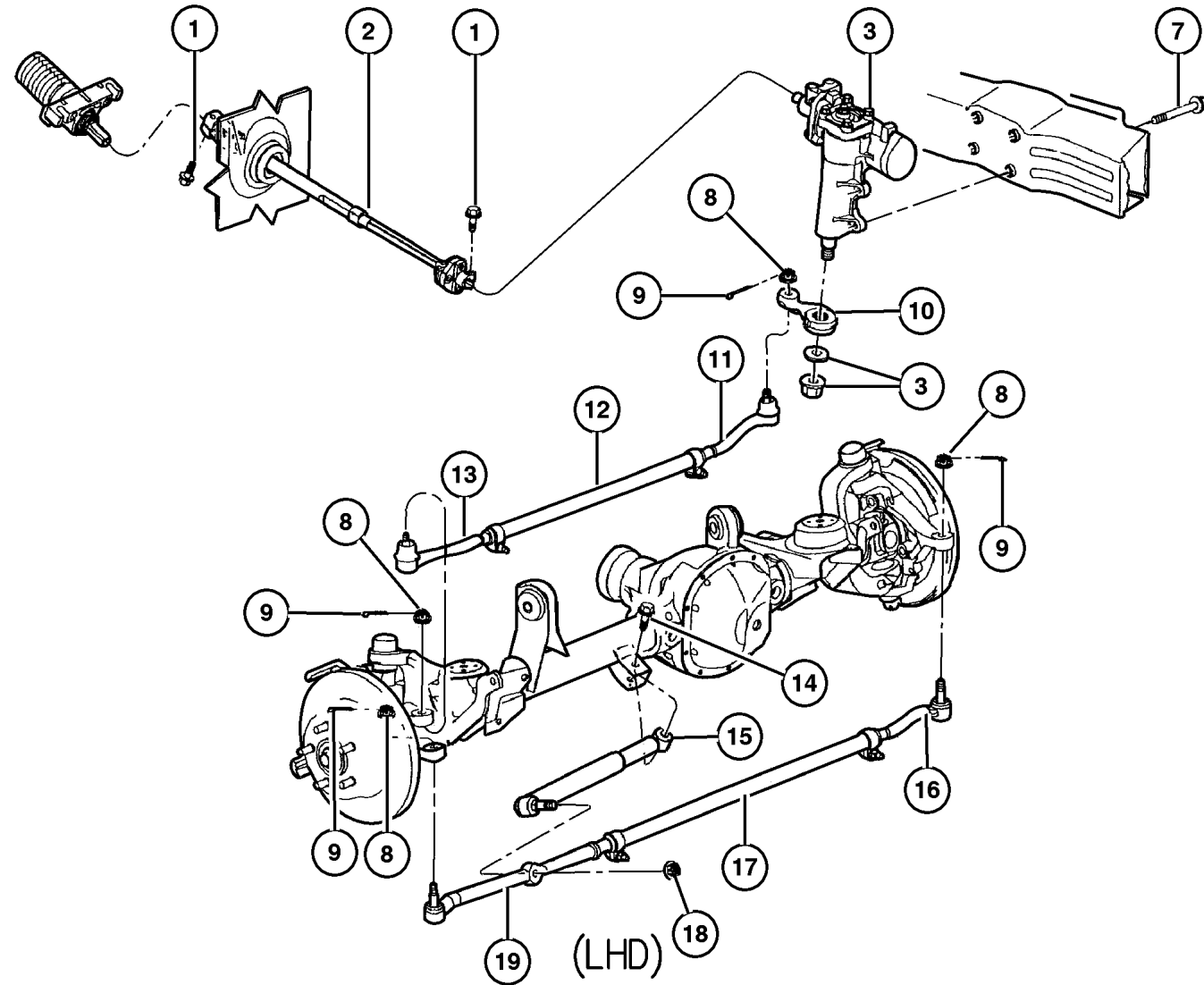
SERIES	LINE	BODY	ENGINE	TRANSMISSION
H=Laredo	J = 4WD	74 = 4 Door(105.9 WB)	ER0, ERH = 4.0L, Power Tech I-6	DGK = 4 Speed Autm, 42RE
P=Limited	T = 2WD		EVO, EVA = 4.7L, Power Tech V8	DGW = 4 Speed Automatic, -44RE
	U = 4WD (RHD)		EXA, EX0 = 3.1L, 5 Cyl Turbo Diesel	DG4 = Multi Speed Automatic, -45RFE
				DGO = All Automatic



AR = Use as required - = Non illustrated part # = New this model year

April 3, 2002

Steering Gear and Linkage-Left Hand Drive Figure 019-310



ITEM	PART NUMBER	QTY	LINE	SERIES	ENGINE	TRANS	DESCRIPTION
Note: T=2 Wheel Drive Left Hand Drive---J=4 Wheel Drive Left Hand Drive und in the VIN number							
1	6504 926AA	2					SCREW, Hex Flange Head, M10x1.5x40, Intermediate Shaft to Steering Column and to Steering Gear
2							SHAFT, Intermediate
	52088 253AE	1	J, T				Upto and Including 03-08-00
	#52088 253AG	1	J, T				03-09-00 and After
3							GEAR, Power Steering
	52088 272AC	1	J, T				
	5208 8273	1	J				Export
-4	5014 667AA	1	J, T				SEAL KIT, Steering Gear Housing
-5	5014 665AA	1	J, T				SEAL KIT, Steering Gear
-6	5014 671AA	1	J, T				SEAL KIT, Steering gear pitman shaft
7	6504 965AA	4					SCREW, Hex Head, Steering Gear to Sill Mounting
8							NUT, Hex, .50-20
	6034 358	2					Tie Rod to Knuckle
		1					Drag Link to Pitman Arm Mounting
		1					Drag Link to Knuckle Mounting
9							PIN, Cotter
	3420 2101	2					Tie Rod to Knuckle
		1					Drag Link to Pitman Arm
		1					Drag Link to Knuckle
10	5208 8242	1	J, T				ARM, Pitman
11	5208 8511	1	J, T				SOCKET, Tie Rod, Drag Link to Pitman Arm
12	5208 8463	1	J, T				LINK, Steering, Drag Link Adjuster
13	5208 8461	1	J, T				SOCKET, Tie Rod, Drag Link to Knuckle
14	6502 473	1					BOLT, Hex Flange Head, M12x1.75x65, Steering Damper to Axle Bracket Mounting
15	#52088 251AB	1					DAMPER, Steering
16	52088 869AA	1					SOCKET, Tie Rod, Outer, Left
17	52088 871AA	1					LINK, Steering, Adjuster Assembly
18	6505 822AA	1					NUT, Damper Stud to Tie Rod
19	52088 870AA	1					SOCKET, Tie Rod, Outer, Right

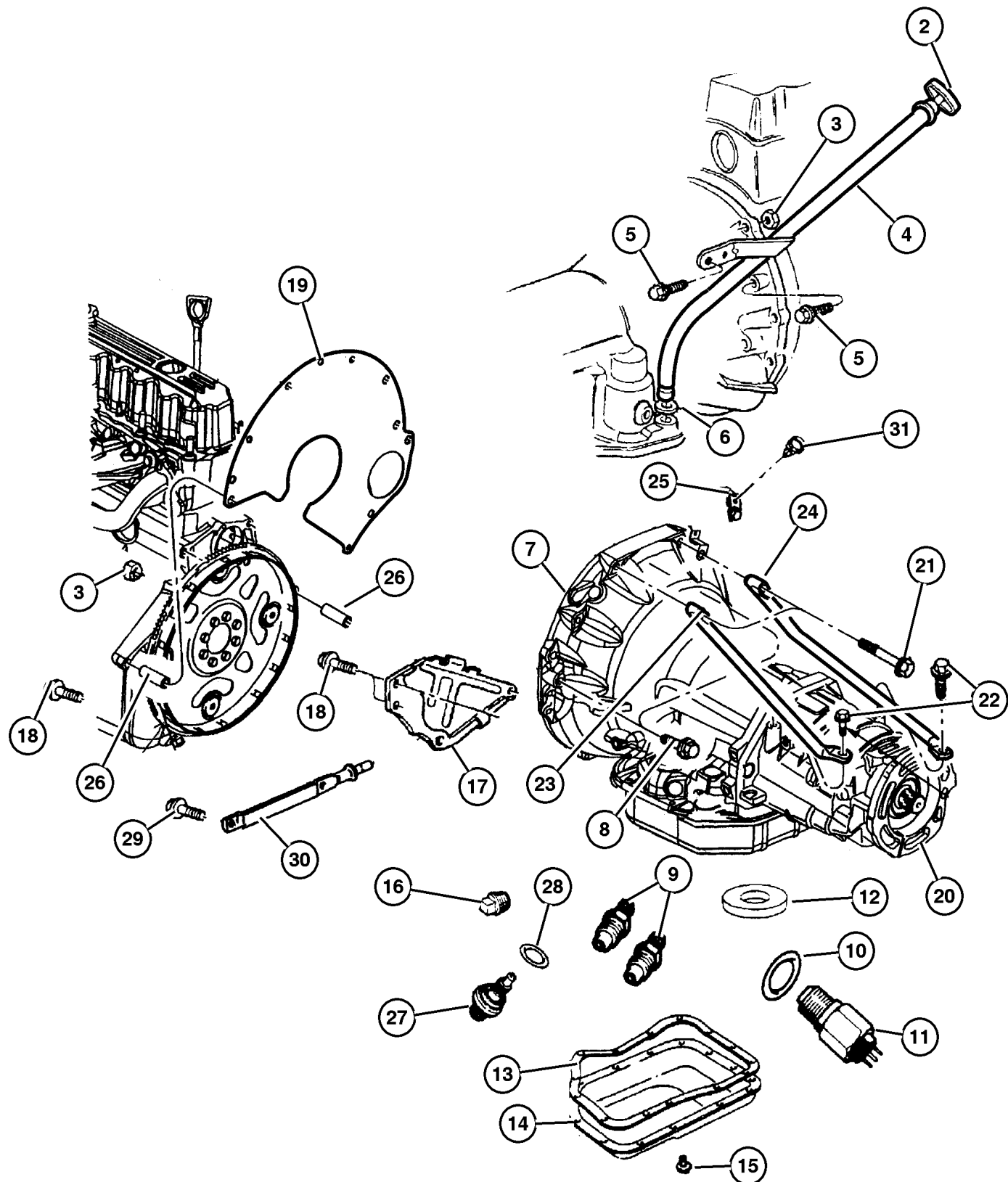
JEEP GRAND CHEROKEE (WJ)

SERIES	LINE	BODY	ENGINE	TRANSMISSION
H=Laredo	J = 4WD	74 = 4 Door(105.9 WB)	ER0, ERH = 4.0L, Power Tech I-6	DGK = 4 Speed Autm, 42RE
P=Limited	T = 2WD		EV0, EVA = 4.7L, Power Tech V8	DGW = 4 Speed Automatic, -44RE
	U = 4WD (RHD)		EXA, EX0 = 3.1L, 5 Cyl Turbo Diesel	DG4 = Multi Speed Automatic, -45RFE
				DGO = All Automatic

AR = Use as required - = Non illustrated part # = New this model year

April 3, 2002

**Case and Related Parts 42RE [DGK]
Figure 42RE-210**



ITEM	PART NUMBER	QTY	LINE	SERIES	ENGINE	TRANS	DESCRIPTION
NOTES: Sales Codes und in the VIN number							
[DGK] = 42RE Automatic Transmission und in the VIN number							
[DGO] = All Automatic Transmission und in the VIN number							
[ER0] = All 4.0L 6 Cylinder Gas Engines und in the VIN number							
[EX0] = All 3.0/3.1L Turbo Diesel Engine und in the VIN number							
-1							SEAL AND GASKET PACKAGE, Transmission
	#4863 907AD	1	T			DGK	
		1	J, U			DGK	
2	5211 8641	1			ER0, EX0		INDICATOR, Transmission Fluid Level
3	J021 9422	1				DGK	NUT, Hex
4	5210 4247	1			ER0	DGK	TUBE, Transmission Oil Filler
5	0153 371	1				DGK	BOLT, Hex Head, .375-16x2.25
6	52118 629AB	1				DG0	SEAL, Oil Filler Tube
7							CASE, Transmission
	5211 8291	1	T			DGK	
		1	J, U			DGK	
8	J400 4370	2				DGK	BOLT AND WASHER, Hex Head, .437-14x2.75
9							NUT, Inverted Flare, .62-18
	6033 879	2	T			DGK	
		2	J, U			DGK	
10							WASHER, Switch
	2408 143	1	T			DGK	
		1	J, U			DGK	
11							SWITCH, Neutral, Safety, Back Up
	3747 361	1	J, U			DGK	
		1	T			DGK	
12							MAGNET, Transmission
	3681 601	1	T			DGK	
		1	J, U			DGK	
13							GASKET, Oil Pan
	4295 875	1	T			DGK	
		1	J, U			DGK	
14							PAN, Transmission Oil
	52118 779AB	1	T			DGK	
		1	J, U			DGK	
15							SCREW AND WASHER, Hex Head, .312-18x.625
	4723 548	12	T			DGK	
		12	J, U			DGK	
16							PLUG, Pressure Check
	6028 095	1	T			DGK	
		1	J, U			DGK	

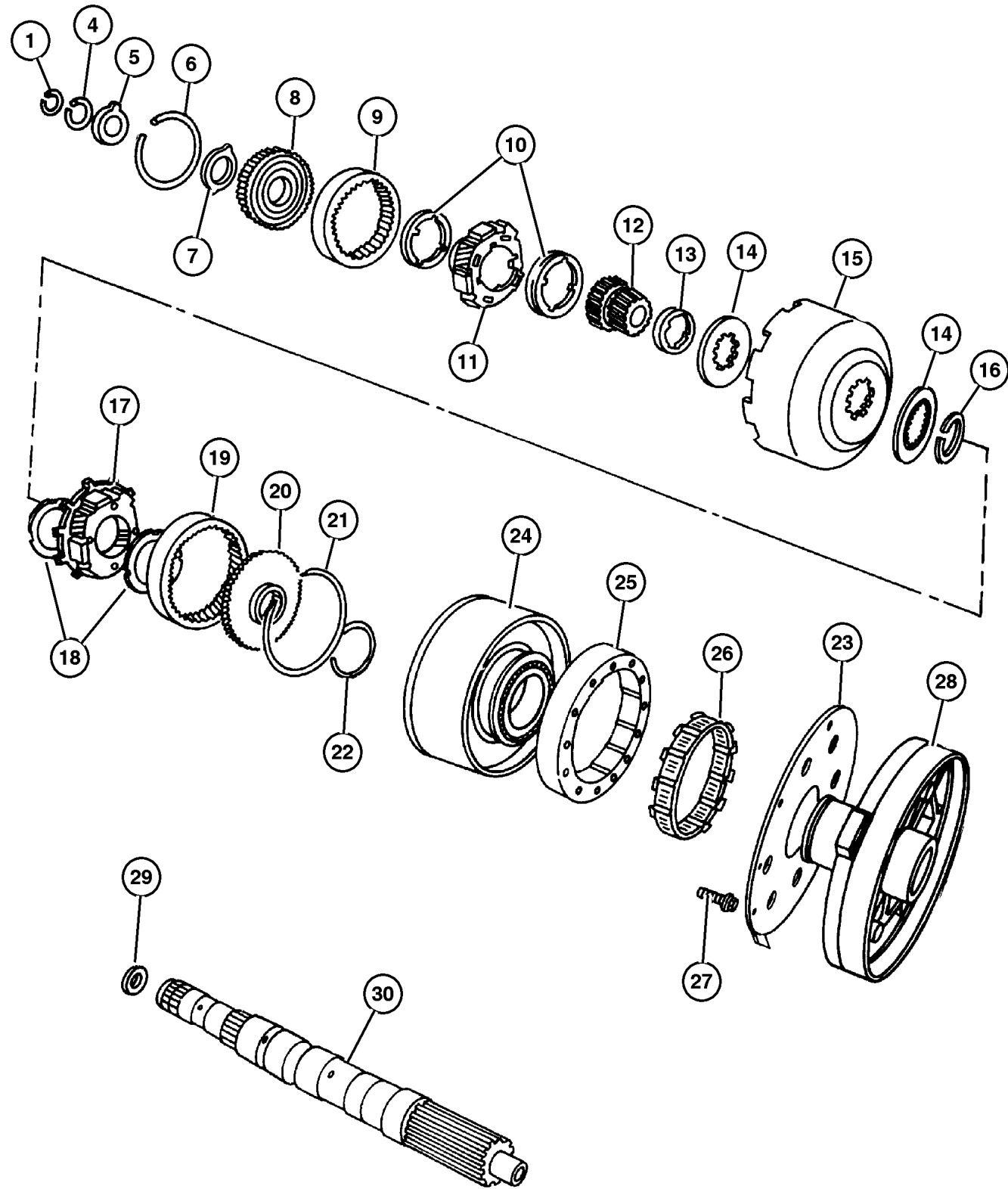
JEEP GRAND CHEROKEE (WJ)

SERIES	LINE	BODY	ENGINE	TRANSMISSION
H=Laredo	J = 4WD	74 = 4 Door(105.9 WB)	ER0, ERH = 4.0L, Power Tech I-6	DGK = 4 Speed Autm, 42RE
P=Limited	T = 2WD		EV0, EVA = 4.7L, Power Tech V8	DGW = 4 Speed Automatic, -44RE
	U = 4WD (RHD)		EXA, EX0 = 3.1L, 5 Cyl Turbo Diesel	DG4 = Multi Speed Automatic, -45RFE
				DGO = All Automatic

AR = Use as required - = Non illustrated part # = New this model year

April 3, 2002

**Gear Train and Intermediate Shaft 42RE [DGK]
Figure 42RE-420**



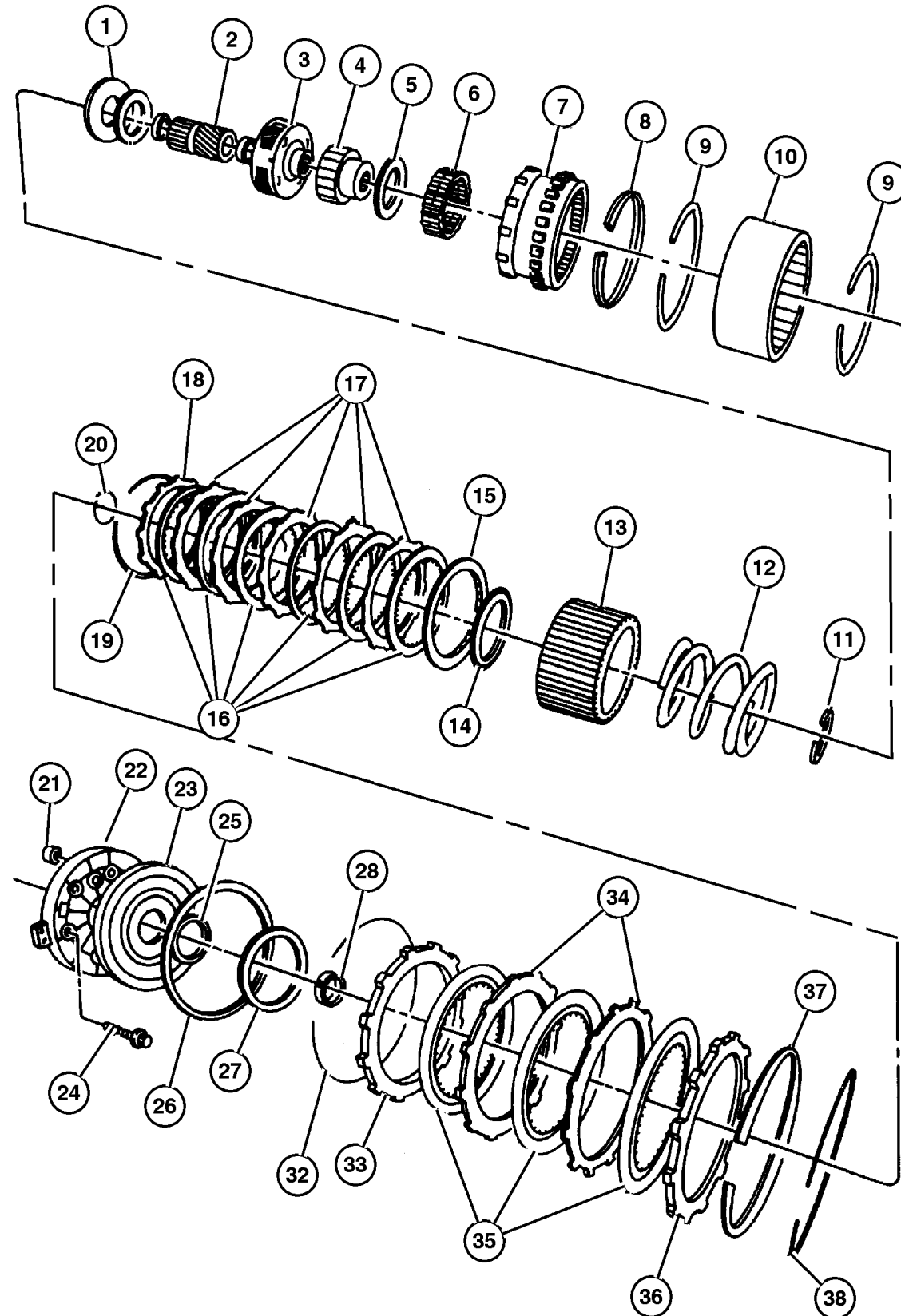
ITEM	PART NUMBER	QTY	LINE	SERIES	ENGINE	TRANS	DESCRIPTION
	4617 246	1	T			DGK	
		1	J, U			DGK	
29	4471 566	2	T			DGK	PLATE, Transmission Module
		2	J, U			DGK	
30	4617 604	1	T			DGK	INTERMEDIATE SHAFT, Transmission
		1	J, U			DGK	

JEEP GRAND CHEROKEE (WJ)				
SERIES	LINE	BODY	ENGINE	TRANSMISSION
H=Laredo	J = 4WD	74 = 4 Door(105.9 WB)	ER0, ERH = 4.0L, Power Tech I-6	DGK = 4 Speed Autm, 42RE
P=Limited	T = 2WD		EV0, EVA = 4.7L, Power Tech V8	DGW = 4 Speed Automatic, -44RE
	U = 4WD (RHD)		EXA, EX0 = 3.1L, 5 Cyl Turbo Diesel	DG4 = Multi Speed Automatic, -45RFE
				DGO = All Automatic

AR = Use as required - = Non illustrated part # = New this model year

April 3, 2002

**Overdrive Gear Train 42RE [DGK]
Figure 42RE-1010**



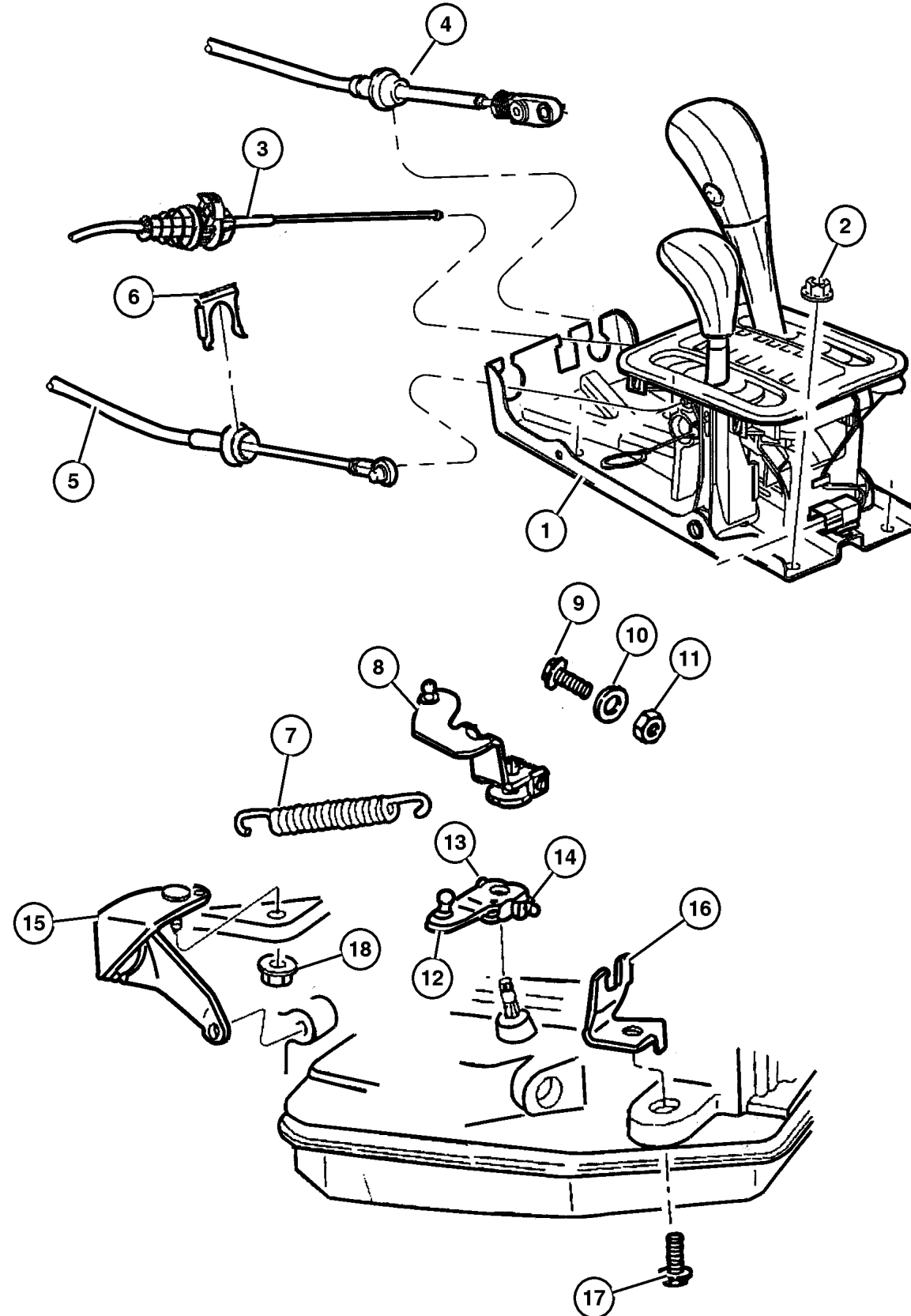
ITEM	PART NUMBER	QTY	LINE	SERIES	ENGINE	TRANS	DESCRIPTION
NOTES: Sales Codes und in the VIN number [DGK] = 42RE 4 Speed Automatic Transmission und in the VIN number [ER0] = All 4.0L 6 Cylinder Gas Engines und in the VIN number							
1	4740 774	AR	T				PLATE PACKAGE, Transmission Module
2	#5015 107AA	1	J, U			DGK	GEAR, Overdrive Sun
		1	T			DGK	
3	4798 520	1	T			DGK	CARRIER, O/Drive Planet Pinion
		1	J, U			DGK	
4	4461 124	1	T			DGK	RACE, Overrunning Clutch
		1	J, U			DGK	
5	4461 014	1	T			DGK	THRUST BEARING, Ovedrive Third Position
		1	J, U			DGK	
6	4461 015	1	T			DGK	CLUTCH, Overdrive Overrunning
		1	J, U			DGK	
7	4761 010	1	T			DGK	GEAR, Overdrive Annulus
		1	J, U			DGK	
8	4461 059	1	T			DGK	SNAP RING, 5.25 OD
		1	J, U			DGK	
9	4461 060	2	T				SNAP RING, 6.00 OD
		2	J, U			DGK	
10	4461 040	1	T			DGK	DRUM, Automatic Transmission
		1	J, U			DGK	
11	4461 063	AR	T				SNAP RING, 2.1875 OD
		1	J, U			DGK	
12	4461 027	AR	T				SPRING, Direct Clutch
		1	J, U			DGK	
13	4461 072	AR	T				HUB, Direct Clutch
		1	J, U			DGK	
14							THRUST BEARING, Overdrive

JEEP GRAND CHEROKEE (WJ)						
SERIES	LINE	BODY	ENGINE	TRANSMISSION		
H=Laredo	J = 4WD	74 = 4 Door(105.9 WB)	ER0, ERH = 4.0L, Power Tech I-6	DGK = 4 Speed Autm, 42RE		
P=Limited	T = 2WD		EV0, EVA = 4.7L, Power Tech V8	DGW = 4 Speed Automatic, -44RE		
	U = 4WD (RHD)		EXA, EX0 = 3.1L, 5 Cyl Turbo Diesel	DG4 = Multi Speed Automatic, -45RFE		
				DGO = All Automatic		

AR = Use as required - = Non illustrated part # = New this model year

April 3, 2002

**Gearshift Controls 44RE [DGW]
Figure 44RE-1210**



ITEM	PART NUMBER	QTY	LINE	SERIES	ENGINE	TRANS	DESCRIPTION
NOTES: Sales Codes und in the VIN number							
[DGK] = 42RE 4 Speed Automatic Transmissions und in the VIN number							
[DG0] = All Automatic Transmission und in the VIN number							
[DGW]= 44RE 4 Speed Automatic Transmission und in the VIN number							
[ER0] = All 4.0L 6 Cylinder Gas Engines und in the VIN number							
[EX0] = All 3.0/3.1L Turbo Diesel Engine und in the VIN number							
1							HOUSING AND LEVER, Shifter
	5210 4152	1	U			DG0	Right
	52104 375AA	1	U			DG0	w/DSB, Right
	5210 4149	1	J			DG0	
	52104 374AA	1	J			DG0	With/DSB
	5210 4147	1	T			DG0	Two Wheel Drive
	#52104 147AB	1	T			DG0	
2	6101 695	4					NUT, Hex Flange Lock, M8x1.25
3	5210 4054	1				DG0	CABLE, Park Interlock
4	5210 4218	1	J, U			DG0	CABLE, Gearshift Control
5	5210 4060	1				DG0	CABLE, Gearshift Control, Transfer Case
6	4269 830	2	J, U				CLIP, Cable
7	5300 9055	1				DGK, DGW	SPRING, Throttle Valve Return
8	3681 227	1	J, U			DGW	LEVER, Throttle Valve
9	0181 065	1			ER0, EX0		BOLT, Hex Head, .25-20x1.00
10	0138 165	1			ER0, EX0		WASHER, Lock
11	J012 0375	1			ER0, EX0		NUT, Hex, .250-20
12	52104 276AA	1				DGW	LEVER, Manual Control
13	0180 034	1				DGW	SCREW AND WASHER, Hex Head, .25-20x1.50
14	0115 984	1				DGW	NUT, Brake Line
15	52104 275AA	1				DGW	BRACKET, Shift Cable
16	5207 8867	1			ER0, EX0		BRACKET, Cable
17	0181 112	1				DGK, DGW	SCREW AND WASHER, .375-16x1.00
18	6028 114	1				DGK, DGW	NUT, Hex, .437-14

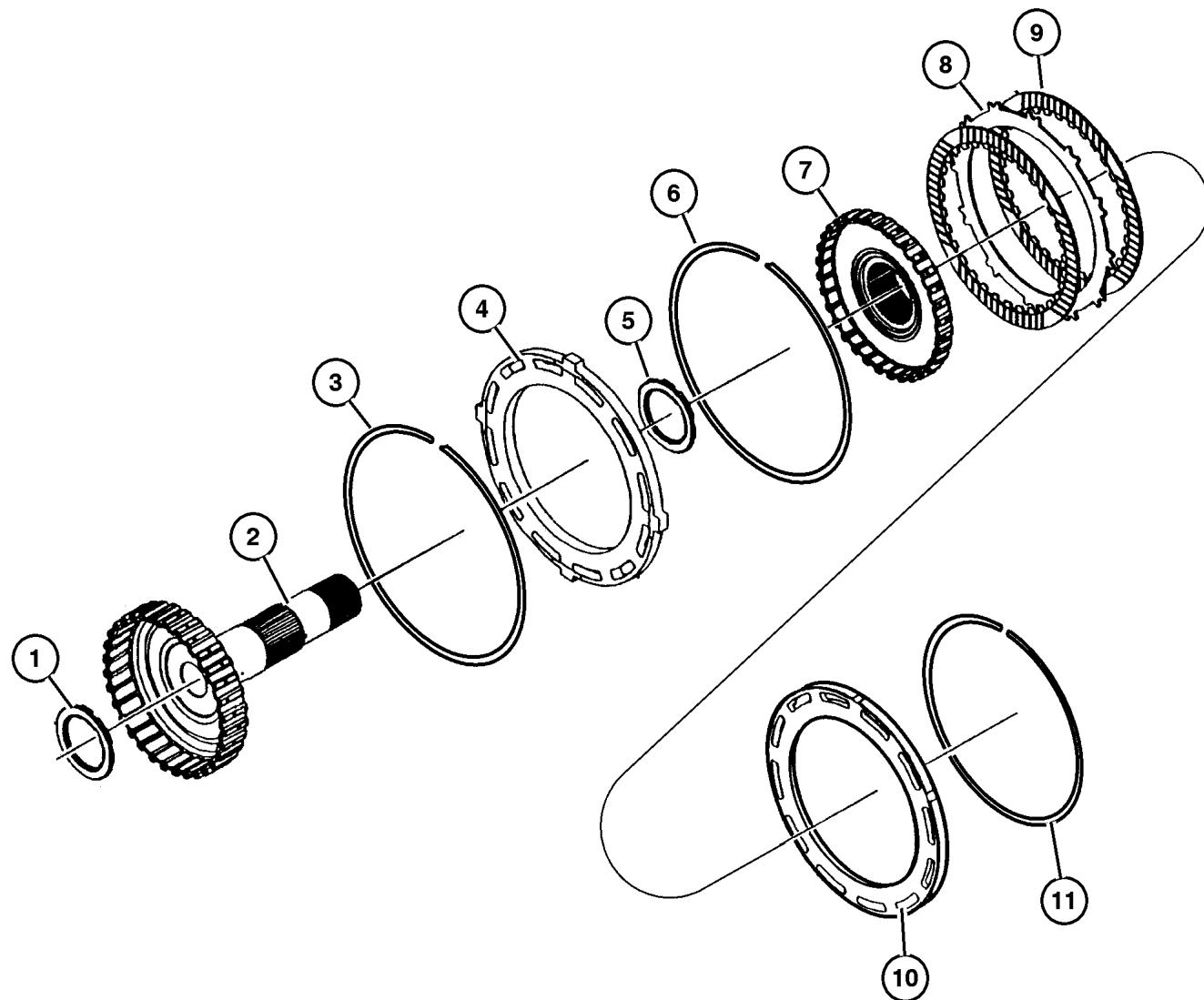
JEEP GRAND CHEROKEE (WJ)

SERIES	LINE	BODY	ENGINE	TRANSMISSION
H=Laredo	J = 4WD	74 = 4 Door(105.9 WB)	ER0, ERH = 4.0L, Power Tech I-6	DGK = 4 Speed Autm, 42RE
P=Limited	T = 2WD		EVA, EVA = 4.7L, Power Tech V8	DGW = 4 Speed Automatic, -44RE
	U = 4WD (RHD)		EXA, EX0 = 3.1L, 5 Cyl Turbo Diesel	DG4 = Multi Speed Automatic, -45RFE
				DGO = All Automatic

AR = Use as required - = Non illustrated part # = New this model year

April 3, 2002

Overdrive 45RFE [DG4]
Figure 45RFE-430



ITEM	PART NUMBER	QTY	LINE	SERIES	ENGINE	TRANS	DESCRIPTION
NOTES: Sales Codes und in the VIN number							
[DG4] = 45RFE Multi Speed Automatic Transmission und in the VIN number							
1	4799 469	1	J, U			DG4	THRUST BEARING, Needle Roller
		1	T			DG4	52119098
2	4799 550	1	J, U			DG4	HUB AND SHAFT, Overdrive Clutch
		1	T			DG4	52119098
3	4799 118	1	J, U			DG4	SNAP RING, Overdrive Clutch
		1	T			DG4	52119098
4	4799 116	1	J, U			DG4	PLATE, Clutch Pressure
		1	T			DG4	52119098
5	4799 469	1	J, U			DG4	THRUST BEARING, Needle Roller
		1	T			DG4	52119098
6	4799 117	1	J, U			DG4	SNAP RING, Transmission
		1	T			DG4	52119098
7	4799 556	1	J, U			DG4	HUB AND SHAFT, Reverse Clutch
		1	T			DG4	52119098
8							PLATE, PKG 05013090AA, (NOT SERVICED)
9							DISC, Clutch, PKG 05013090AA, (NOT SERVICED)
10	4799 121	1	J, U			DG4	PLATE, Transmission Clutch Reaction
		1	T			DG4	52119098
11							SNAP RING, PKG 05013090AA, (NOT SERVICED)

JEEP GRAND CHEROKEE (WJ)

SERIES	LINE	BODY	ENGINE	TRANSMISSION
H=Laredo	J = 4WD	74 = 4 Door(105.9 WB)	ER0, ERH = 4.0L, Power Tech I-6	DGK = 4 Speed Autm, 42RE
P=Limited	T = 2WD		EV0, EVA = 4.7L, Power Tech V8	DGW = 4 Speed Automatic, -44RE
	U = 4WD (RHD)		EXA, EX0 = 3.1L, 5 Cyl Turbo Diesel	DG4 = Multi Speed Automatic, -45RFE
				DGO = All Automatic

AR = Use as required - = Non illustrated part # = New this model year

April 3, 2002

O/H 45RFE [DG4]
Figure 45RFE-1304

O/H seal/gasket package

05014221ac

1

	2&4 clutch package	
	Input clutch package	
	L/R clutch package	
	Sump filter & seal package	
	Cooler filter	
	fill tube sea	
	Frt pmp cover o-ring/seal assy	
	Rotating shaft seal,pmp hsg	
	Adapter seal, 4x4	
	Extension seal,4x2	
	Manual lever seal	
(2)	Speed sensor seal	
	Reaction supt ring seal	
	Rev O/D clutch filter	
(10)	Accumulator ring seal	
(3)	Valve body seal	
	Check valve o-ring	
	Solenoid insulator seal	
	T/C seal	

ITEM	PART NUMBER	QTY	LINE	SERIES	ENGINE	TRANS	DESCRIPTION
------	-------------	-----	------	--------	--------	-------	-------------

NOTES: Sales Codes und in the VIN number

[DG4 45RFE Multi Speed Automatic Transmission und in the VIN number

1							OVERHAUL PACKAGE, Transmission
	#5014 221AD	1	J, U			DG4	52119099
		1	T			DG4	52119098

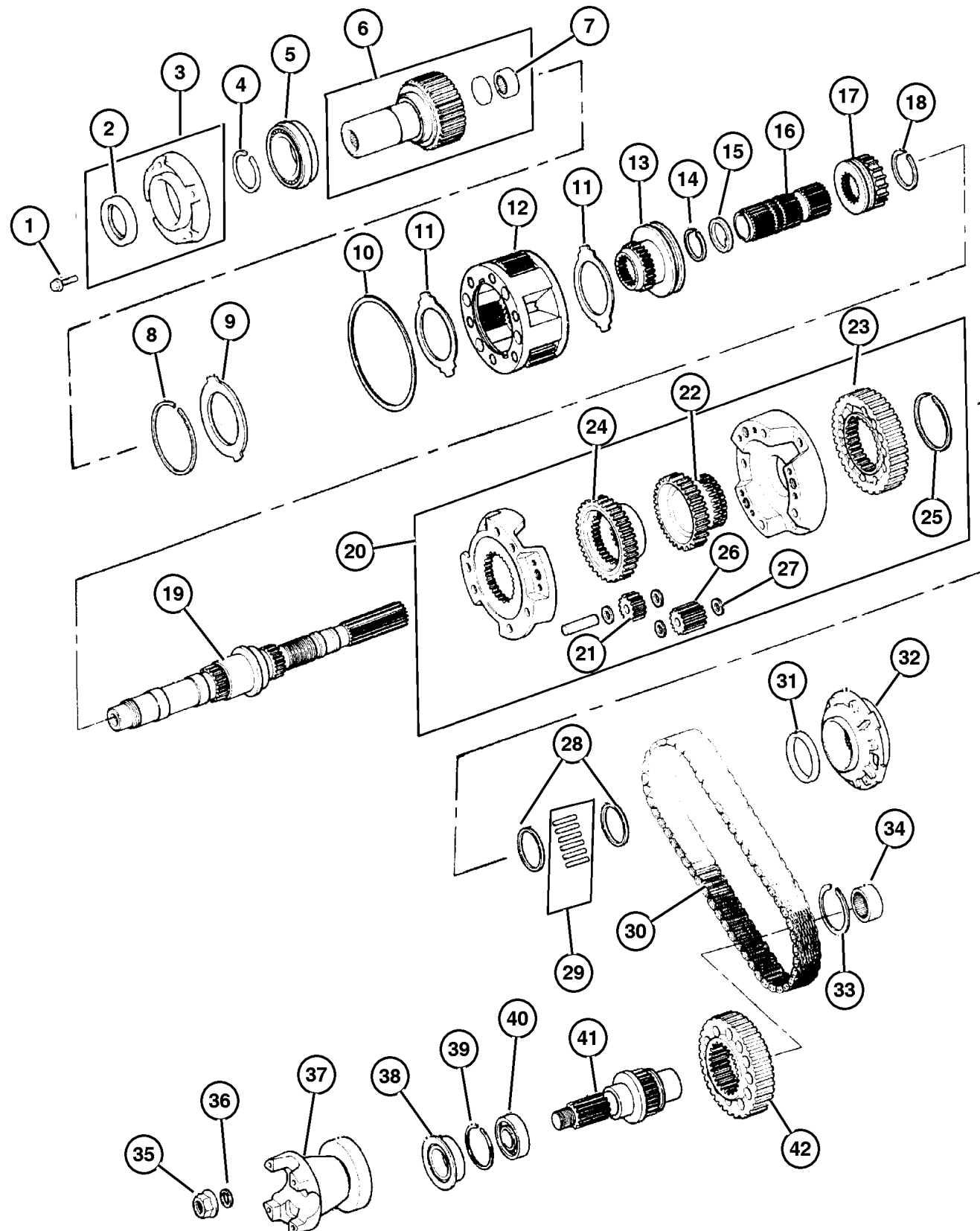
JEEP GRAND CHEROKEE (WJ)

SERIES	LINE	BODY	ENGINE	TRANSMISSION
H=Laredo	J = 4WD	74 = 4 Door(105.9 WB)	ER0, ERH = 4.0L, Power Tech I-6	DGK = 4 Speed Autm, 42RE
P=Limited	T = 2WD		EVO, EVA = 4.7L, Power Tech V8	DGW = 4 Speed Automatic, -44RE
	U = 4WD (RHD)		EXA, EX0 = 3.1L, 5 Cyl Turbo Diesel	DG4 = Multi Speed Automatic, -45RFE
				DGO = All Automatic

AR = Use as required - = Non illustrated part # = New this model year

April 3, 2002

**Gear Train Select Trac [DHP]
Figure 242-410**



ITEM	PART NUMBER	QTY	LINE	SERIES	ENGINE	TRANS	DESCRIPTION
	8350 3539	1	J, U		EVO		
		1	J, U		ERO		
16	4798 277	1	J, U		EVO		SHAFT, Intermediate
		1	J, U		ERO		
17	8350 3542	1	J, U		EVO		SLEEVE, Mode Synchronizer
		1	J, U		ERO		
18							SNAP RING
	8350 3537	1	J, U		EVO		
		1	J, U		ERO		
19							MAINSHAFT, Transfer Case
	5003 448AA	1	J, U		EVO		
	#5016 614AA	1	J, U		ERO		
20	8350 3529	1	J, U		ERO		CARRIER, Differential
21	8350 4170	3	J, U		ERO		GEAR, Planetary
22							SPROCKET, Transfer Case
	5003 452AA	1	J, U		EVO		
	8350 3530	1	J, U		ERO		
23							SPROCKET, Transfer Case
	5003 452AA	1	J, U		EVO		
	8350 3518	1	J, U		ERO		
24	8350 3536	1	J, U		ERO		SPROCKET, Differential
25	8350 3532	1	J, U		ERO		SNAP RING
26	8350 4169	3	J, U		ERO		GEAR, Planetary
27	8350 4168	12	J, U		ERO		WASHER, Differential Gear
28	8350 3533	2	J, U		ERO		SPACER, Sprocket
29							BEARING PACKAGE, Transfer Case
	8350 3543	1	J, U		EVO		
		1	J, U		ERO		
30							CHAIN, Transfer Case
	5003 453AA	1	J, U		EVO		
	8350 4575	1	J, U		ERO		
31	4210 603	1	J, U		ERO		SEAL, Main Shaft
32	4338 936	1	J, U		ERO		PUMP, Transfer Case Oil
33							SNAP RING, Bearing
	4167 991	1	J, U		EVO		
		1	J, U		ERO		
34							BEARING, Output Shaft
	4269 189	1	J, U		EVO		
		1	J, U		ERO		
35							NUT, Transfer Case Yoke

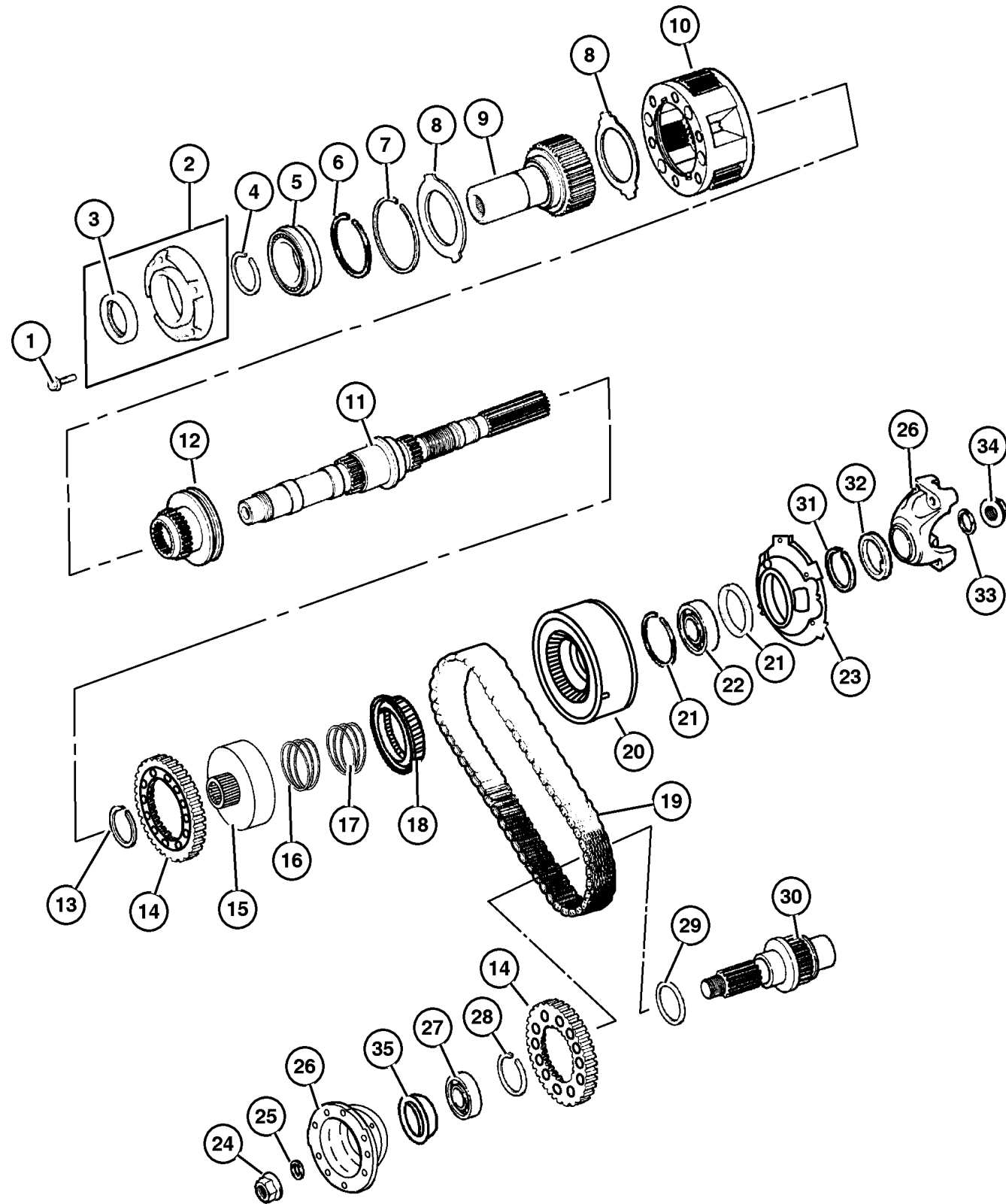
JEEP GRAND CHEROKEE (WJ)

SERIES	LINE	BODY	ENGINE	TRANSMISSION
H=Laredo	J = 4WD	74 = 4 Door(105.9 WB)	ER0, ERH = 4.0L, Power Tech I-6	DGK = 4 Speed Autm, 42RE
P=Limited	T = 2WD		EVO, EVA = 4.7L, Power Tech V8	DGW = 4 Speed Automatic, -44RE
	U = 4WD (RHD)		EXA, EX0 = 3.1L, 5 Cyl Turbo Diesel	DG4 = Multi Speed Automatic, -45RFE
				DGO = All Automatic

AR = Use as required - = Non illustrated part # = New this model year

April 3, 2002

**Gear Train Quadra Trac II on Demand [DHF]
Figure 247-410**



ITEM	PART NUMBER	QTY	LINE	SERIES	ENGINE	TRANS	DESCRIPTION
NOTES: Sales Codes und in the VIN number							
[EV0] = All 4.7L Gas Engines und in the VIN number							
[ER0] = All 4.0L 6 Cylinder Gas Engines und in the VIN number							
[EX0] = All 3.0/3.1L Turbo Diesel Engine und in the VIN number							
1							BOLT
	6500 318	4	J, U		ER0		
		4	J, U		EVO		
2	4864 782	1	J, U		ER0		EXTENSION, Transfer Case
		1	J, U		EVO		
3	4798 033	1	J, U		ER0		SEAL, Input Gear
		1	J, U		EX0		
		1	J, U		EVO		
4	3821 558	1	J, U		ER0		SNAP RING
		1	J, U		EX0		
		1	J, U		EVO		
5	4746 155	1	J, U		ER0		BEARING, Input Gear
		1	J, U		EVO		
6	5012 997AA	1	J, U		EX0		SNAP RING
	4338 910	1	J, U		ER0		
		1	J, U		EX0		
		1	J, U		EVO		
7	4338 909	1	J, U		ER0		RING
		1	J, U		EX0		
		1	J, U		EVO		
8	4338 908	2	J, U		ER0		THRUST WASHER, Planetary Carrier
		2	J, U		EVO		
		2	J, U		EX0		
9	4798 126	1	J, U		ER0		GEAR, Input
		1	J, U		EX0		
	5012 311AA	1	J, U		EVO		
10	4796 903	1	J, U		ER0		PLANETARY, Transfer Case
		1	J, U		EVO		
	4797 030	1	J, U		EX0		
11							MAINSHAFT, Transfer Case

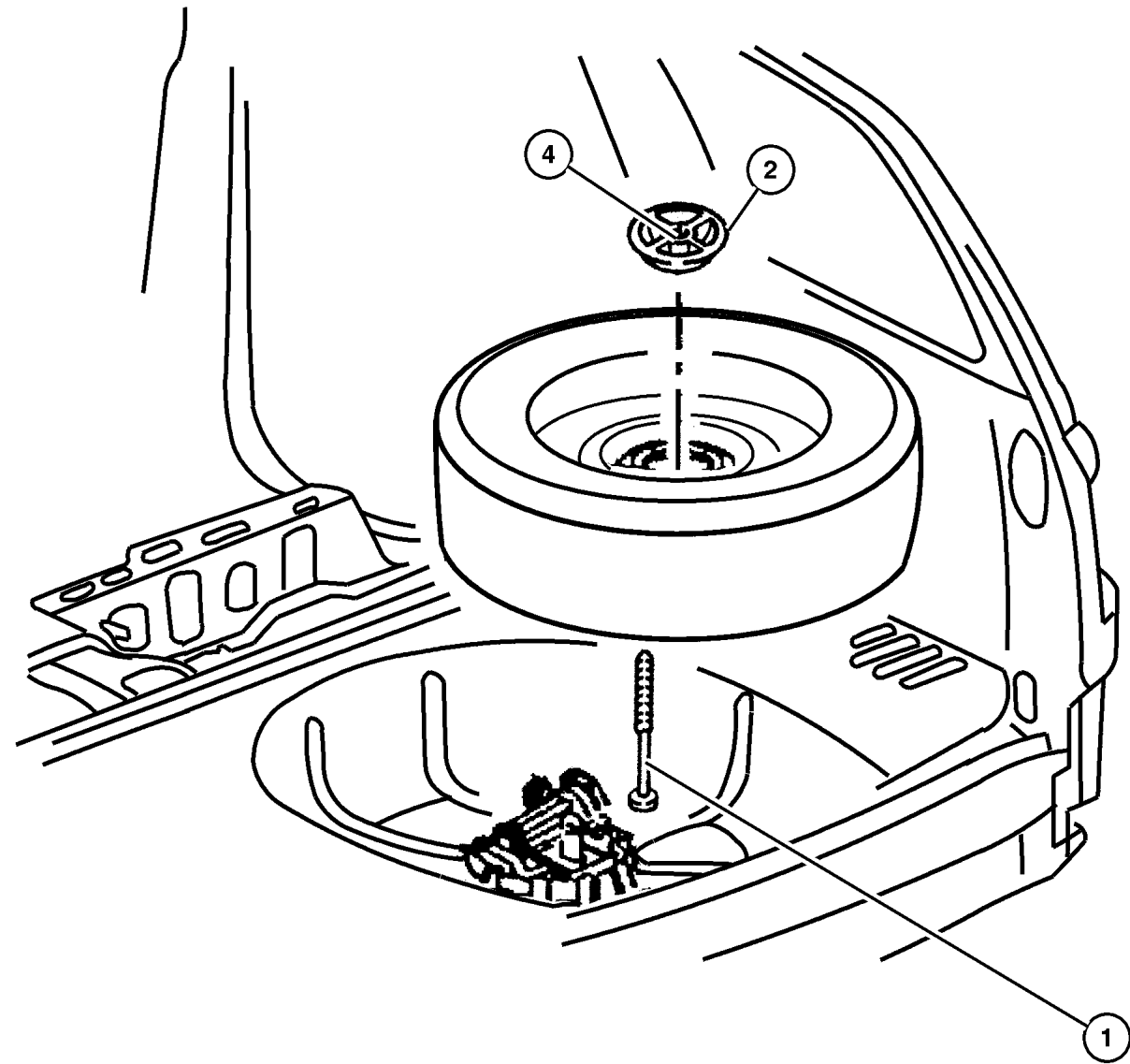
JEEP GRAND CHEROKEE (WJ)				
SERIES	LINE	BODY	ENGINE	TRANSMISSION
H=Laredo	J = 4WD	74 = 4 Door(105.9 WB)	ER0, ERH = 4.0L, Power Tech I-6	DGK = 4 Speed Autm, 42RE
P=Limited	T = 2WD		EVO, EVA = 4.7L, Power Tech V8	DGW = 4 Speed Automatic, -44RE
	U = 4WD (RHD)		EXA, EX0 = 3.1L, 5 Cyl Turbo Diesel	DG4 = Multi Speed Automatic, -45RFE
				DGO = All Automatic

AR = Use as required - = Non illustrated part # = New this model year

April 3, 2002

Spare Wheel Stowage
Figure 022-460

ITEM	PART NUMBER	QTY	LINE	SERIES	BODY	DESCRIPTION
1	52059 169AB	1				BOLT, J, M10x1.5x150
2	52059 160AC	1				CUP, Spare Tire Retention
-3	52088 806AA	1				SILENCER, Wheelhouse
4	6503 070	1				WINGNUT, Jack and Tire Hold Down



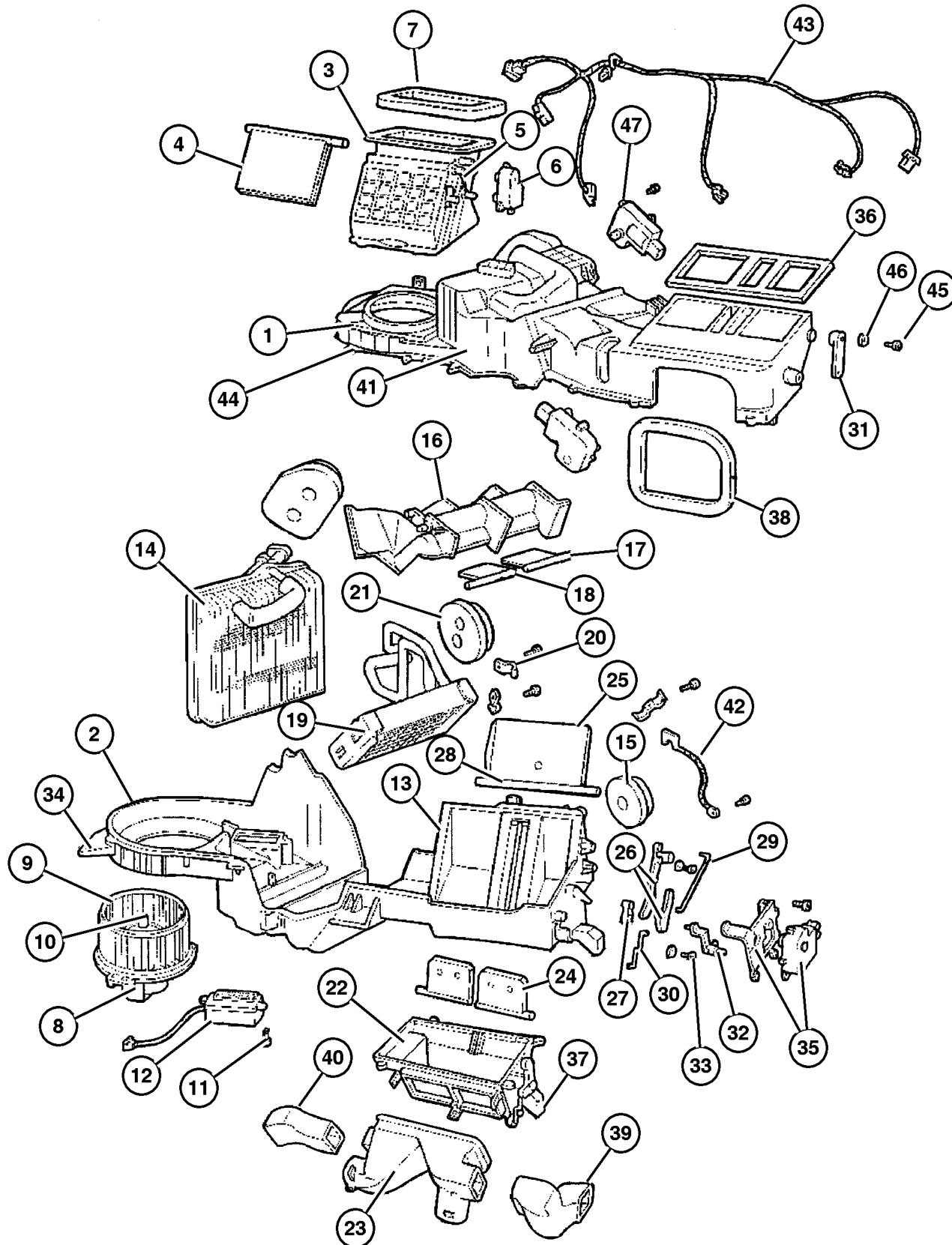
JEEP GRAND CHEROKEE (WJ)				
SERIES	LINE	BODY	ENGINE	TRANSMISSION
H=Laredo	J = 4WD	74 = 4 Door(105.9 WB)	ER0, ERH = 4.0L, Power Tech I-6	DGK = 4 Speed Autm, 42RE
P=Limited	T = 2WD		EVO, EVA = 4.7L, Power Tech V8	DGW = 4 Speed Automatic, -44RE
	U = 4WD (RHD)		EXA, EX0 = 3.1L, 5 Cyl Turbo Diesel	DG4 = Multi Speed Automatic, -45RFE
				DGO = All Automatic

AR = Use as required - = Non illustrated part # = New this model year

April 3, 2002

HEVAC with Auto Temp Control, RHD
Figure 024-160

ITEM	PART NUMBER	QTY	LINE	BODY	ENGINE	DESCRIPTION
42	56038 591AB	1			EVO	STRAP, Ground
43	5014 421AA	1	U			HARNESS, Air Conditioning Control
44	4720 533	32	U			SCREW, Heater Housing
45	4720 534	3	U			SCREW, Pan Head
46	5012 756AA	5	U			SPRING
47	5015 339AA	1	U			SEAL, A/C Evaporator
-48	5015 339AA	1	U			SEAL, A/C Evaporator



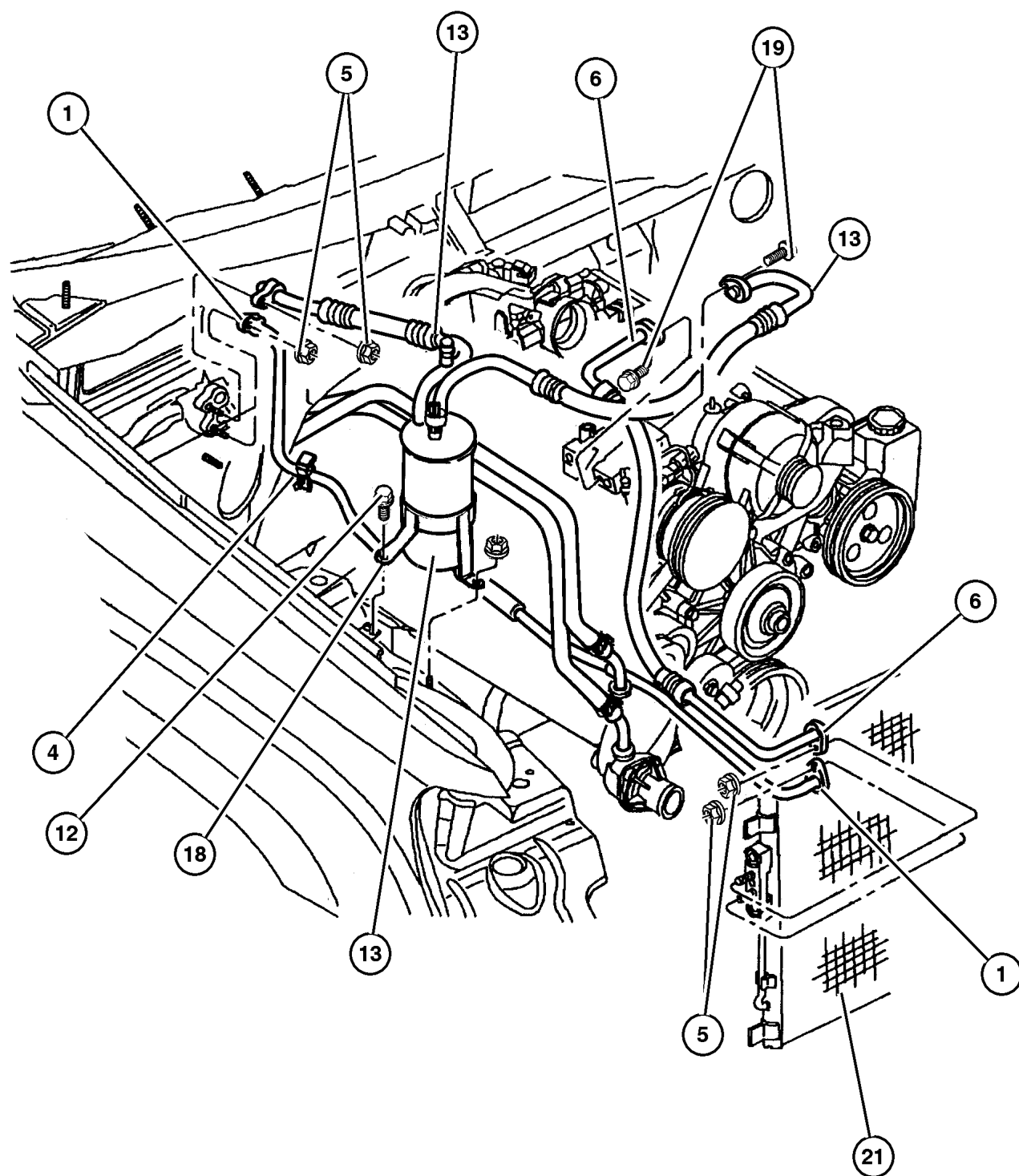
JEEP GRAND CHEROKEE (WJ)

SERIES	LINE	BODY	ENGINE	TRANSMISSION
H=Laredo	J = 4WD	74 = 4 Door(105.9 WB)	ER0, ERH = 4.0L, Power Tech I-6	DGK = 4 Speed Autm, 42RE
P=Limited	T = 2WD		EVO, EVA = 4.7L, Power Tech V8	DGW = 4 Speed Automatic, -44RE
	U = 4WD (RHD)		EXA, EX0 = 3.1L, 5 Cyl Turbo Diesel	DG4 = Multi Speed Automatic, -45RFE
				DGO = All Automatic

AR = Use as required - = Non illustrated part # = New this model year

April 3, 2002

Accumulator, Condenser and Lines 4.7L Engine Figure 024-255



ITEM	PART NUMBER	QTY	LINE	BODY	ENGINE	DESCRIPTION
	5012 979AA	1	J, T		EVO	
	5012 981AA	1	U		EVO	
-15	4728 705	1	J, T		EVO	O RING, Low Pressure Cutout Switc
		1	U		ERO,	
					EVO	
-16	4897 613AA	1	J, T		EVO	SWITCH, A/C Cycling
		1	U		ERO,	
					EVO	
-17	5011 346AA	2	J, T		EVO	VALVE CORE, Service Port
		2	U		EVO	
18	5012 986AA	1	J, T		EVO	BRACKET, Accumulator
	5012 985AA	1	U		ERO,	
					EVO	
19	6501 648	1	U		ERO,	SCREW, Hex Flange Head, M8x1.25x25.00
					EVO	
-20	55116 446AA	1				LABEL, Refrigerant
21						CONDENSER, Air Conditioning
	55115 918AB	1	J, T		EVO	
		1	U		EVO	

JEEP GRAND CHEROKEE (WJ)

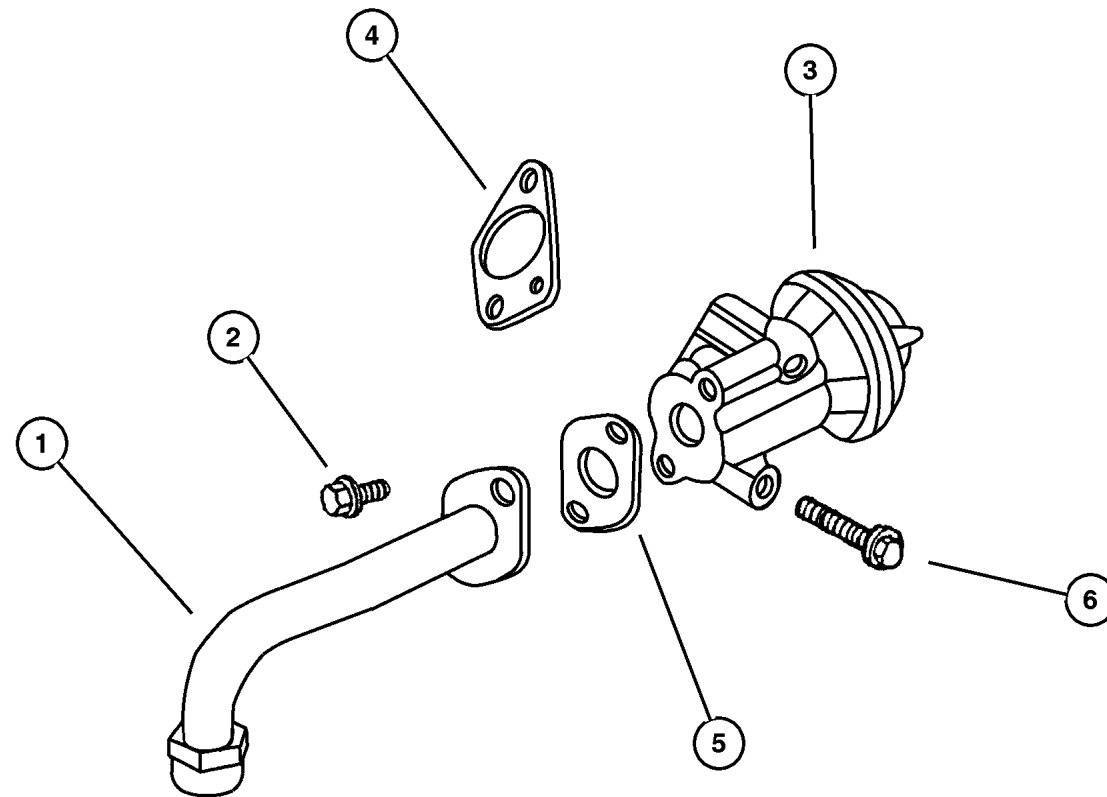
SERIES	LINE	BODY	ENGINE	TRANSMISSION
H=Laredo	J = 4WD	74 = 4 Door(105.9 WB)	ERO, ERH = 4.0L, Power Tech I-6	DGK = 4 Speed Autm, 42RE
P=Limited	T = 2WD		EVO, EVA = 4.7L, Power Tech V8	DGW = 4 Speed Automatic, -44RE
	U = 4WD (RHD)		EXA, EX0 = 3.1L, 5 Cyl Turbo Diesel	DG4 = Multi Speed Automatic, -45RFE
				DGO = All Automatic

AR = Use as required - = Non illustrated part # = New this model year

April 3, 2002

EGR System 3.1L (EXA) Diesel Engine
Figure 025-220

ITEM	PART NUMBER	QTY	LINE	BODY	ENGINE	TRANS	DESCRIPTION
NOTE: EX0=All 3.1L Engines DG0=All Automatic Transmissions ac DHF=Quadra-Trac							
1	5015 069AA	1			EX0	DG0	TUBE, EGR
2	4864 537	1			EX0	DG0	BOLT, 8Mx20
3	4882 409	1			EX0	DG0	VALVE, EGR
4	4778 965	1			EX0	DG0	GASKET, EGR Tube
5	4720 208	1			EX0	DG0	GASKET, EGR Tube Flange
6	5015 070AA	2			EX0	DG0	BOLT



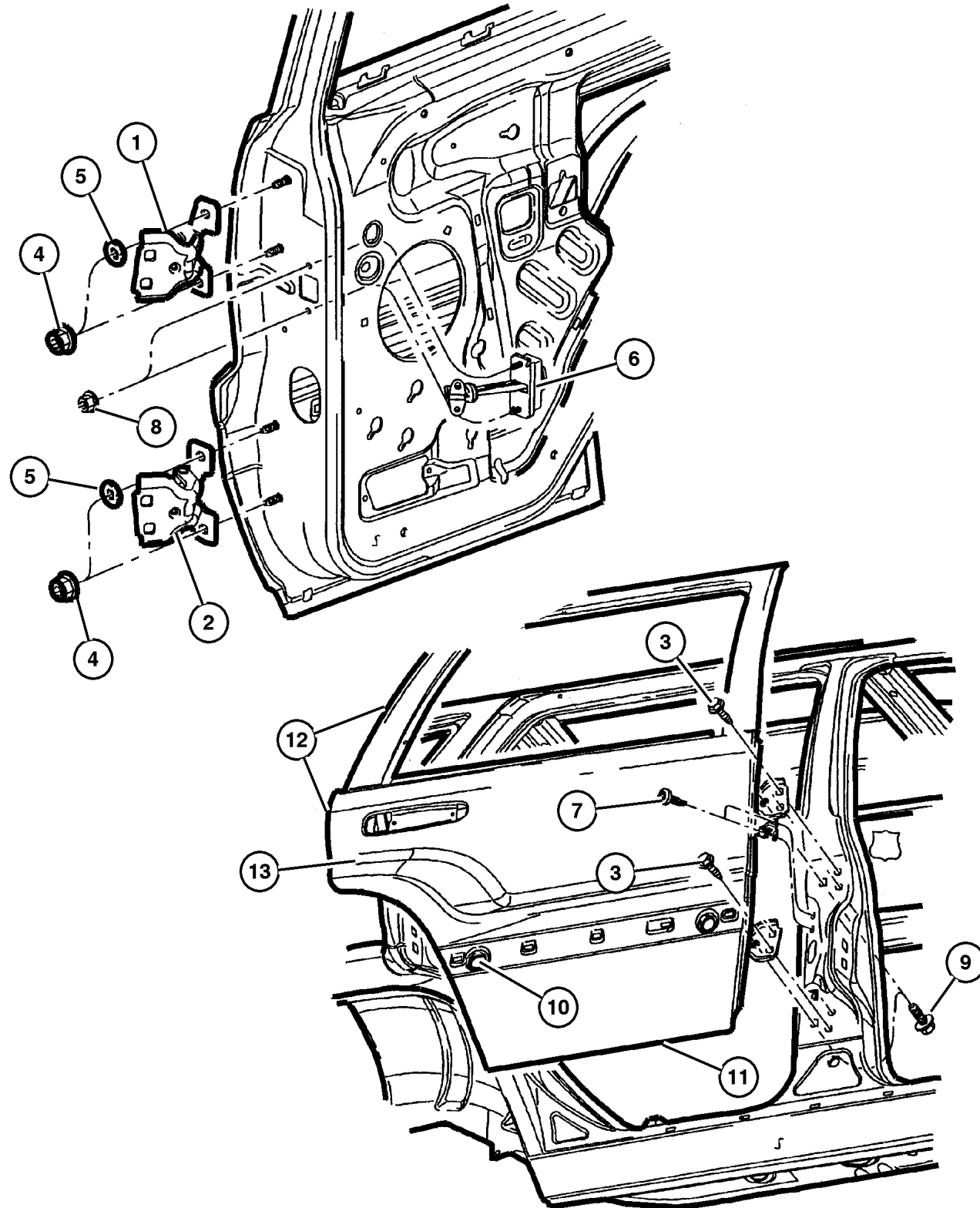
JEEP GRAND CHEROKEE (WJ)

SERIES	LINE	BODY	ENGINE	TRANSMISSION
H=Laredo	J = 4WD	74 = 4 Door(105.9 WB)	ER0, ERH = 4.0L, Power Tech I-6	DGK = 4 Speed Autm, 42RE
P=Limited	T = 2WD		EV0, EVA = 4.7L, Power Tech V8	DGW = 4 Speed Automatic, -44RE
	U = 4WD (RHD)		EXA, EX0 = 3.1L, 5 Cyl Turbo Diesel	DG4 = Multi Speed Automatic, -45RFE
				DGO = All Automatic

AR = Use as required - = Non illustrated part # = New this model year

April 3, 2002

Door, Rear Shell and Hinges
Figure DWJ-210



ITEM	PART NUMBER	QTY	LINE	SERIES	BODY	DESCRIPTION
1						HINGE, Door Half, Upper
	55135 574AC	2				Right
	55135 575AC	2				Left
2						HINGE, Door Half, Lower
	55135 574AC	2				Left
	55135 575AC	2				Right
3	6503 328	14				SCREW, Hex Head, M8x1.25x30
4	6101 809	2				NUT AND WASHER, Hex, M8x1.25
5	#55136 971AB	4				WASHER, Flat
6						CHECK, Rear Door
	55135 658AB	1				Right
	55135 659AB	1				Left
7						SCREW, Torx Head, M6x1.0x16, (NOT SERVICED)
8	6503 504	2				NUT AND WASHER, Hex, M6x1
9	6503 538	4				SCREW AND WASHER, Hex Head, M8x1.25x30
10	55257 380AA	12				PLUG
11	2860 332	4				PLUG, Anti-Rattle
12						DOOR, Rear
	#55136 700AD	1				Right
	#55136 701AD	1				Left
13						PANEL, Rear Door
	55136 702AB	1				Right
	55136 703AB	1				Left
-14						NUT, Rivet, M5x.080x26.41, (NOT SERVICED)

JEEP GRAND CHEROKEE (WJ)

SERIES	LINE	BODY	ENGINE	TRANSMISSION
H=Laredo	J = 4WD	74 = 4 Door(105.9 WB)	ER0, ERH = 4.0L, Power Tech I-6	DGK = 4 Speed Autm, 42RE
P=Limited	T = 2WD		EV0, EVA = 4.7L, Power Tech V8	DGW = 4 Speed Automatic, -44RE
	U = 4WD (RHD)		EXA, EX0 = 3.1L, 5 Cyl Turbo Diesel	DG4 = Multi Speed Automatic, -45RFE
				DGO = All Automatic

AR = Use as required - = Non illustrated part # = New this model year

April 3, 2002

Moldings, Upper Figure EWJ-210


ITEM	PART NUMBER	QTY	LINE	SERIES	BODY	DESCRIPTION
1						MOLDING, Windshield
	#55136 902AD	1				Right
	#55136 903AD	1				Left
2	#55135 592AC	1				MOLDING, Windshield, Upper
3						APPLIQUE, D Pillar
	5EZ20 DX8AB	1				Black Clear Coat, Right
	5EZ20 GW7AB	1				Bright White Clear Coat, Right
	5EZ20 SW1AB	1				Stone White Clear Coat, Right
	5EZ20 PR4AB	1				Flame Red, Right
	5EZ20 TTKAB	1				Taupe Frost, Right
	5EZ20 VTEAB	1				Champagne Pearl Metallic, TE, Right
	5EZ20 WTHAB	1				Champagne Pearl Coat, TH, Right
	5EZ20 WPTAB	1				Everglade Pearl Coat, Right
	5EZ20 XGRAB	1				Shale Green, Right
	5EZ20 WULAB	1				Sienna Pearl Coat, UL, Right
	5EZ20 WURAB	1				Sienna Pearl Coat, UR, Right
	5EZ20 WB7AB	1				Patriot Blue, B7, Right
	5EZ20 WBTAB	1				Patriot Blue, BT, Right
	5EZ20 XS5AB	1				Silverstone, S5, Right
	5EZ20 XSHAB	1				Silverstone, SH, Right
	5EZ21 DX8AB	1				Black Clear Coat, Left
	5EZ21 GW7AB	1				Bright White Clear Coat, Left
	5EZ21 PR4AB	1				Flame Red, Left
	5EZ21 SW1AB	1				Stone White Clear Coat, Left
	5EZ21 TTKAB	1				Taupe Frost, Left
	5EZ21 VTEAB	1				Champagne Pearl Metallic, TE, Left
	5EZ21 WTHAB	1				Champagne Pearl Coat, TH, Left
	5EZ21 WPTAB	1				Everglade Pearl Coat, Left
	5EZ21 XGRAB	1				Shale Green, Left
	5EZ21 WULAB	1				Sienna Pearl Coat, UL, Left
	5EZ21 WURAB	1				Sienna Pearl Coat, UR, Left
	5EZ21 WB7AB	1				Patriot Blue, B7, Left
	5EZ21 WBTAB	1				Patriot Blue, BT, Left
	5EZ21 XS5AB	1				Silverstone, S5, Left
	5EZ21 XSHAB	1				Silverstone, SH, Left
4						EXHAUSTER, Quarter Panel
	55136 278AF	1				Right
	55136 279AE	1				Left
5	55136 280AB	2				EXHAUSTER, Quarter Panel
6	6004 512	4				CLIP, D Pillar Exhauster
7						SEAL, Body Side
	55135 869AB	1				Right
	55135 872AB	1				Left

JEEP GRAND CHEROKEE (WJ)

SERIES	LINE	BODY	ENGINE	TRANSMISSION
H=Laredo	J = 4WD	74 = 4 Door(105.9 WB)	ER0, ERH = 4.0L, Power Tech I-6	DGK = 4 Speed Autm, 42RE
P=Limited	T = 2WD		EVO, EVA = 4.7L, Power Tech V8	DGW = 4 Speed Automatic, -44RE
	U = 4WD (RHD)		EXA, EX0 = 3.1L, 5 Cyl Turbo Diesel	DG4 = Multi Speed Automatic, -45RFE
				DGO = All Automatic

AR = Use as required - = Non illustrated part # = New this model year

April 3, 2002

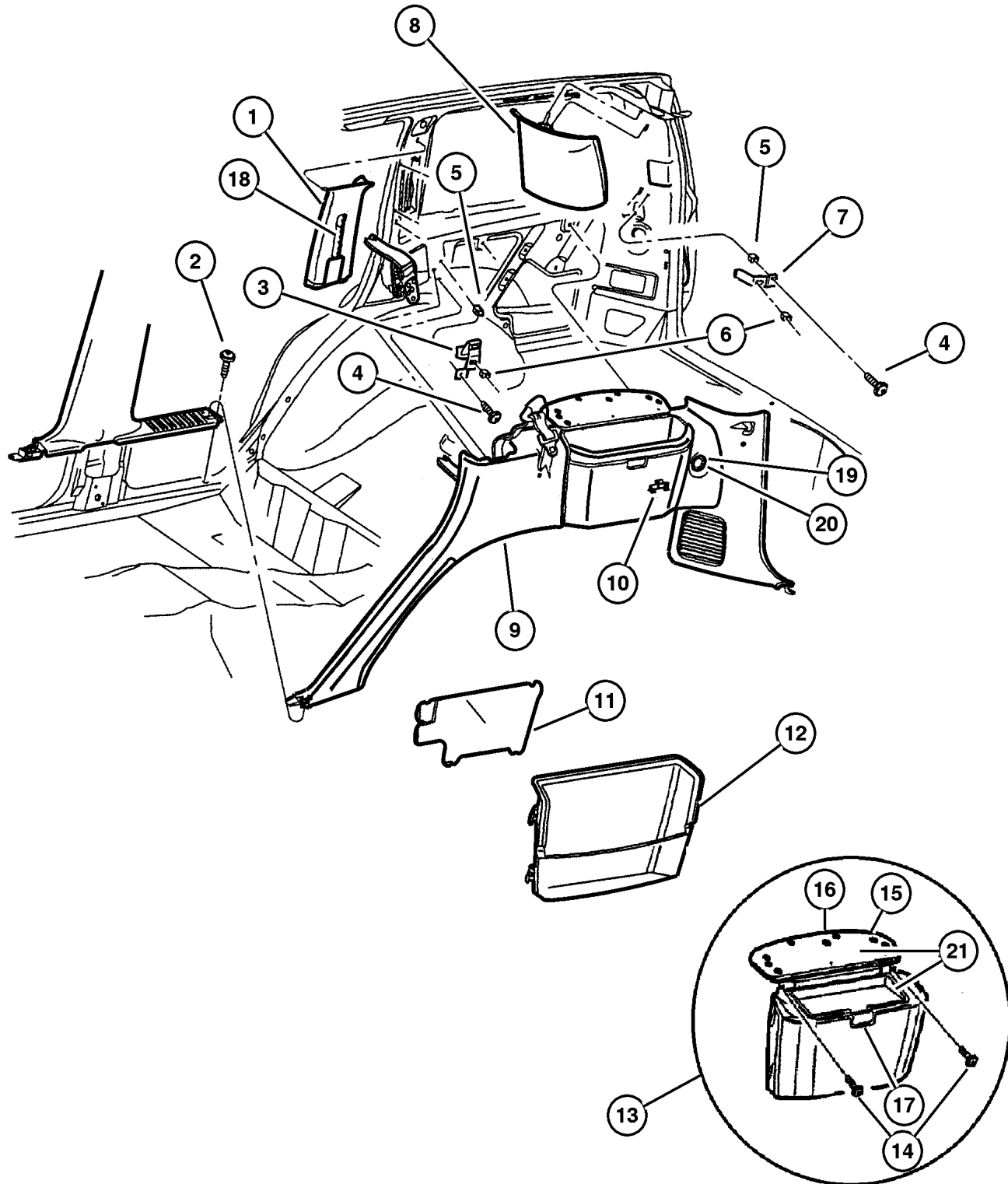


Rear Trim Panels
Figure IWJ-220

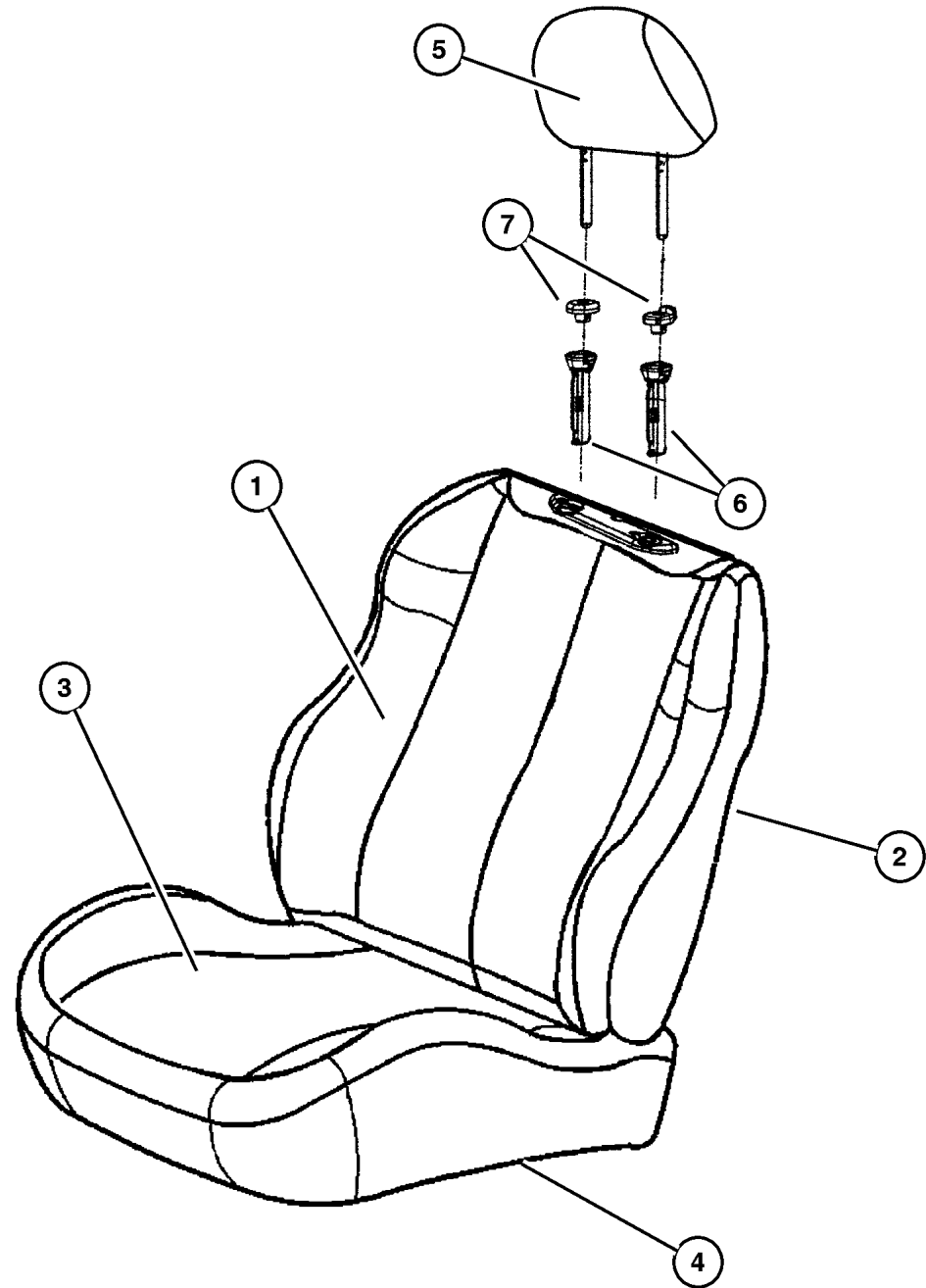
ITEM	PART NUMBER	QTY	LINE	SERIES	BODY	TRIM	DESCRIPTION
1							PANEL, C Pillar
	5FA78 LAZAC	1					[AZ], Upper,Right
	5FA78 RK5AC	1					[K5], Upper,Right
	5FA78 WL5AC	1					[L5], Upper,Right
	5FA79 LAZAC	1					[AZ], Upper,Left
	5FA79 RK5AC	1					[K5], Upper,Left
	5FA79 WL5AC	1					[L5], Upper,Left
2							SCREW, .164-18x.625, (NOT SERVICED)
3	55196 742AB	2					BRACKET, Quarter Trim, Front
4	0154 806	2					SCREW, Round Head, .164-15x1.00
5	6035 498	2					NUT, Spring Type, .164-7.5
6	6035 773	2					NUT
7	55196 744AB	2					BRACKET, Quarter Trim, Rear
8							PANEL, D Pillar Trim
	5FA72 LAZAB	1					[AZ], Right
	5FA72 RK5AB	1					[K5], Right
	5FA72 WL5AB	1					[L5], Right
	5FA73 LAZAB	1					[AZ], Left
	5FA73 RK5AB	1					[K5], Left
	5FA73 WL5AB	1					[L5], Left
9							PANEL, Quarter Trim
	5FA62 1AZAD	1					[AZ], Right
	5FA62 1K5AD	1					[K5], Right
	5FA62 1L5AD	1					[L5], Right
	5FA63 LAZAC	1					[AZ], Left
	5FA63 RK5AC	1					[K5], Left
	5FA63 WL5AC	1					[L5], Left
10	#55215 609AB	4					LOOP, Cargo Tie Down
11							COVER, Bolt
	5FY38 LAZAA	1		P			[AZ]
	5FY38 RK5AA	1		P			[K5]
	5FY38 WL5AA	1		P			[L5]
12							BIN, Storage
	5FS1 4LAZ	1		H			[AZ], Cover
	5FS1 4RK5	1		H			[K5], Cover
	5FS1 4WL5	1		H			[L5], Cover
13							BIN, Storage
	5FW37 1AZAC	1		P			[AZ], Quarter Panel
	5FW37 1K5AC	1		P			[K5], Quarter Panel
	5FW37 1L5AC	1		P			[L5], Quarter Panel
14							SCREW, .164-15X.500~~, (NOT SERVICED)
15	4754 478	4		P			BUMPER, Armrest Lid
16							DOOR

JEEP GRAND CHEROKEE (WJ)

SERIES	LINE	BODY	ENGINE	TRANSMISSION
H=Laredo	J = 4WD	74 = 4 Door(105.9 WB)	ER0, ERH = 4.0L, Power Tech I-6	DGK = 4 Speed Autm, 42RE
P=Limited	T = 2WD		EV0, EVA = 4.7L, Power Tech V8	DGW = 4 Speed Automatic, -44RE
	U = 4WD (RHD)		EXA, EX0 = 3.1L, 5 Cyl Turbo Diesel	DG4 = Multi Speed Automatic, -45RFE
				DGO = All Automatic



**Front Seat, Leather, Trim Code [FL]
Figure IWJ-520**



ITEM	PART NUMBER	QTY	LINE	SERIES	BODY	TRIM	DESCRIPTION
	#TZ33 1AZAA	1	J, T			FL	[AZ], Heated, Sales Code [JPX], After 1-17-00, Left
	#TZ33 1K5AA	1	J, T			FL	[K5], Heated, Sales Code [JPX], After 1-17-00, Left
	#TZ33 1L5AA	1	J, T			FL	[L5], Heated, Sales Code [JPX], After 1-17-00, Left
4							FRAME, Front Seat
	4856 470	1	J, T			FL	Right
	4856 471	1	J, T			FL	Left
5							HEADREST, Front
	TH72 1AZAA	2	J, T			FL	[AZ]
	TH72 1K5AA	2	J, T			FL	[K5]
	TH72 1L5AA	2	J, T			FL	[L5]
6	5013 152AA	8	J, T			FL	CYLINDER, Headrest
7							COVER, Headrest Sleeve
	5013 163AA	4	J, T			FL	Non-Locking
	5013 172AA	4	J, T			FL	Locking
-8	4740 415	1					EXTENDER, Seat Belt

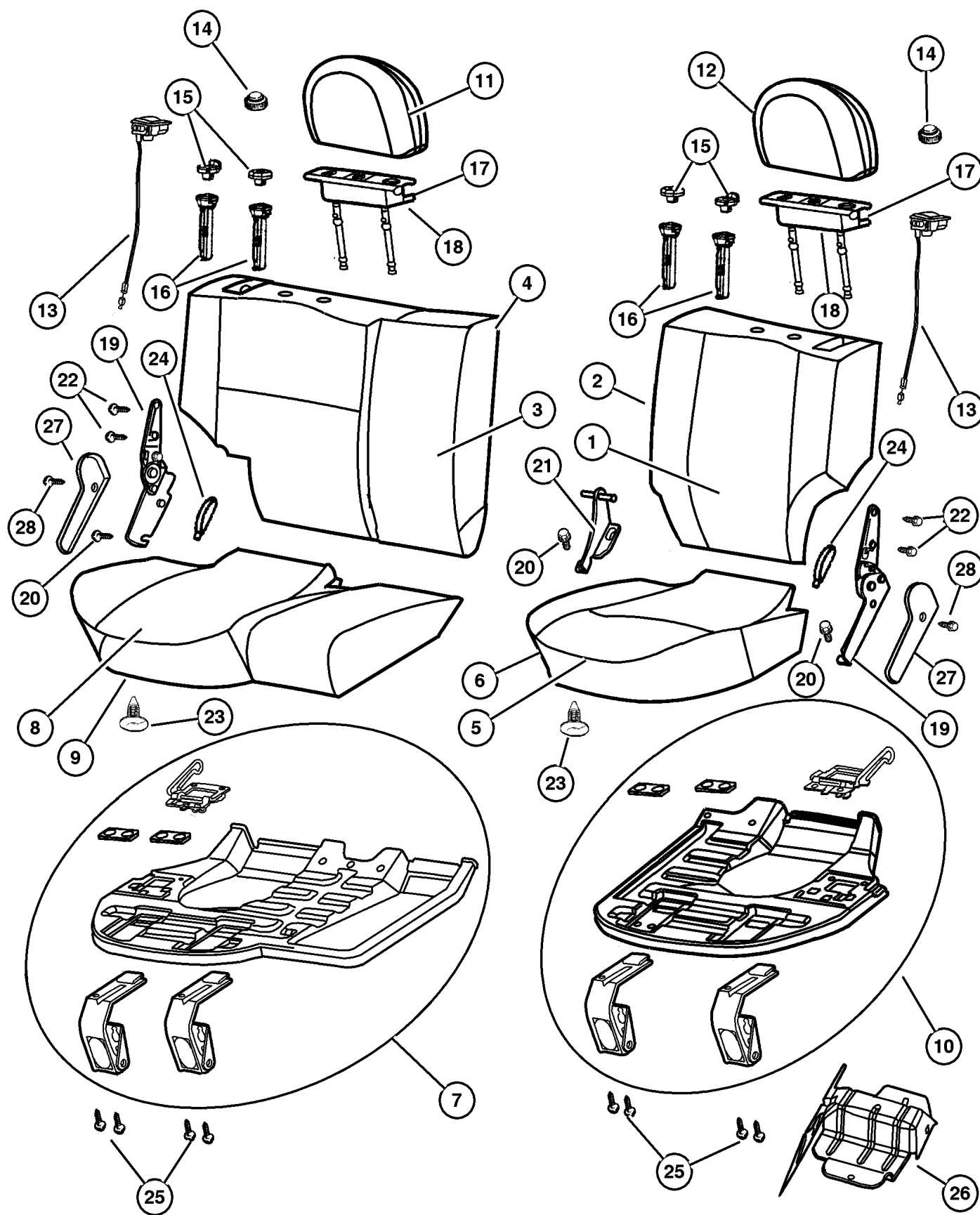
JEEP GRAND CHEROKEE (WJ)

SERIES	LINE	BODY	ENGINE	TRANSMISSION
H=Laredo	J = 4WD	74 = 4 Door(105.9 WB)	ER0, ERH = 4.0L, Power Tech I-6	DGK = 4 Speed Autm, 42RE
P=Limited	T = 2WD		EVO, EVA = 4.7L, Power Tech V8	DGW = 4 Speed Automatic, -44RE
	U = 4WD (RHD)		EXA, EX0 = 3.1L, 5 Cyl Turbo Diesel	DG4 = Multi Speed Automatic, -45RFE
				DGO = All Automatic

AR = Use as required - = Non illustrated part # = New this model year

April 3, 2002

Rear Seat, Trim Code [FL] Figure IWJ-620




ITEM	PART NUMBER	QTY	LINE	SERIES	BODY	TRIM	DESCRIPTION
NOTE: Seat back and seat back covers have changed in February of 2000. Since there is no definite "Up To" or "After" date, the determining factor is if your vehicle has a Cover, Seat Latch, Item 27. Vehicles built prior to February of 2000 will not have a Cover, Seat Latch, Item 27. Vehicles built in February of 2000 and beyond will not have a Seat Latch Cover. Look for a Cover on vehicle							
1							COVER, Rear Seat Back, 40%
	#TU23 1AZAA	1	J, T			FL	[AZ], Without Cover, Seat Latch, Item 27~~
	#TU23 1K5AA	1	J, T			FL	[K5], Without Cover, Seat Latch, Item 27~~
		1	J, T			FL	[L5], Without Cover, Seat Latch, Item 27~~
	#UN67 1AZAA	1	J, T			FL	[AZ], With Cover, Seat Latch, Item 27~~
	#UN67 1K5AA	1	J, T			FL	[K5], With Cover, Seat Latch, Item 27~~
	#UN67 1L5AA	1	J, T			FL	[L5], With Cover, Seat Latch, Item 27~~
2							SEAT BACK, Rear, 40%
	#TU27 1AZAA	1	J, T			FL	[AZ], Without Cover, Seat Latch, Item 27~~
	#TU27 1K5AA	1	J, T			FL	[K5], Without Cover, Seat Latch, Item 27~~
	#TU27 1L5AA	1	J, T			FL	[L5], Without Cover, Seat Latch, Item 27~~
	#UN69 1AZAA	1	J, T			FL	[AZ], With Cover, Seat Latch, Item 27~~
	#UN69 1K5AA	1	J, T			FL	[K5], With Cover, Seat Latch, Item 27~~
	#UN69 1L5AA	1	J, T			FL	[L5], With Cover, Seat Latch, Item 27~~
3							COVER, Rear Seat Back, 60%
	#TU22 1AZAA	1	J, T			FL	[AZ], Without Cover, Seat Latch, Item 27~~
	#TU22 1K5AA	1	J, T			FL	[K5], Without Cover, Seat Latch, Item 27~~
	#TU22 1L5AA	1	J, T			FL	[L5], Without Cover, Seat Latch, Item 27~~
	#UN66 1AZAA	1	J, T			FL	[AZ], With Cover, Seat Latch, Item 27~~
	#UN66 1K5AA	1	J, T			FL	[K5], With Cover, Seat Latch, Item 27~~
	#UN66 1L5AA	1	J, T			FL	[L5], With Cover, Seat Latch, Item 27~~
4							SEAT BACK, Rear, 60%
	#TU26 1AZAA	1	J, T			FL	[AZ], Without Cover, Seat Latch, Item 27~~
	#TU26 1K5AA	1	J, T			FL	[K5], Without Cover, Seat Latch, Item 27~~
	#TU26 1L5AA	1	J, T			FL	[L5], Without Cover, Seat Latch, Item 27~~
	#UN68 1AZAA	1	J, T			FL	[AZ], With Cover, Seat Latch, Item 27~~
	#UN68 1K5AA	1	J, T			FL	[K5], With Cover, Seat Latch, Item 27~~
	#UN68 1L5AA	1	J, T			FL	[L5], With Cover, Seat Latch, Item 27~~
5							COVER, Rear Seat Cushion, 40%
	#TU25 1AZAA	1	J, T			FL	[AZ]
	#TU25 1K5AA	1	J, T			FL	[K5]
	#TU25 1L5AA	1	J, T			FL	[L5]
6							CUSHION, Rear Seat, 40%
	#TU29 1AZAA	1	J, T			FL	[AZ]
	#TU29 1K5AA	1	J, T			FL	[K5]
	#TU29 1L5AA	1	J, T			FL	[L5]
7	5013 119AA	1	J, T			FL	PANEL, Seat Cushion Base, 60%
8							COVER, Rear Seat Cushion, 60%

JEEP GRAND CHEROKEE (WJ)

SERIES	LINE	BODY	ENGINE	TRANSMISSION
H=Laredo	J = 4WD	74 = 4 Door(105.9 WB)	ER0, ERH = 4.0L, Power Tech I-6	DGK = 4 Speed Autm, 42RE
P=Limited	T = 2WD		EVO, EVA = 4.7L, Power Tech V8	DGW = 4 Speed Automatic, -44RE
	U = 4WD (RHD)		EXA, EX0 = 3.1L, 5 Cyl Turbo Diesel	DG4 = Multi Speed Automatic, -45RFE
				DGO = All Automatic

**Front Seat
Figure IWJ-710**



ITEM	PART NUMBER	QTY	LINE	SERIES	BODY	TRIM	DESCRIPTION
1							SEAT BELT, Front Outer
	55196 786AD	1					Right,Export
	55196 787AD	1					Left,Export
	5GD60 1L5AC	1					[L5], Right
	5GD60 LAZAC	1					[AZ], Right
	5GD60 RK5AC	1					[K5], Right
	5GD61 1L5AD	1					[L5]
	5GD61 LAZAD	1					[AZ], Left
	5GD61 RK5AD	1					[K5], Left
2	55196 689AB	2					ADJUSTER, Seat Belt Turning Loop
3							SHIELD, Seat Belt Retractor
	55196 734AB	1					Right
	55196 735AB	1					Left
4	55196 860AA	2					BUTTON, Adjuster
5	6035 888	2					SCREW, Shoulder
6	6504 867AA	1					SCREW
7							SEAT BELT, Front Inner
	55196 778AA	1	U			EL	Right,Export
		1	U			H7	Right,Export
	55196 779AA	1	J, T			EL	Left,Export
		1	J, T			H7	Left,Export
	5531 4894	1	J, T			H7	Right,Export
		1	J, T			EL	Right,Export
	5531 4895	1	U			EL	Left,Export
		1	U			H7	Left,Export
	5GU08 1AZAC	1	J, T				[AZ], Right
	5GU08 1K5AC	1	J, T				[K5], Right
	5GU08 1L5AC	1	J, T				[L5], Right
	5GU43 1AZAA	1	J, T			H7	[AZ], Left
		1	J, T			FL	[AZ], Left
		1	J, T			DL	[AZ], Left
	5GU43 1K5AA	1	J, T			DL	[K5], Left
		1	J, T			FL	[K5], Left
		1	J, T			H7	[K5], Left
	5GU43 1L5AA	1	J, T			FL	[L5], Left
		1	J, T			DL	[L5], Left
		1	J, T			H7	[L5], Left
8							COVER, Turning Loop
	#5HK91 LAZAA	1					[AZ]
	#5HK91 RK5AA	1					[K5]
	#5HK91 WL5AA	1					[L5]
-9	4740 415	1					EXTENDER, Seat Belt

JEEP GRAND CHEROKEE (WJ)

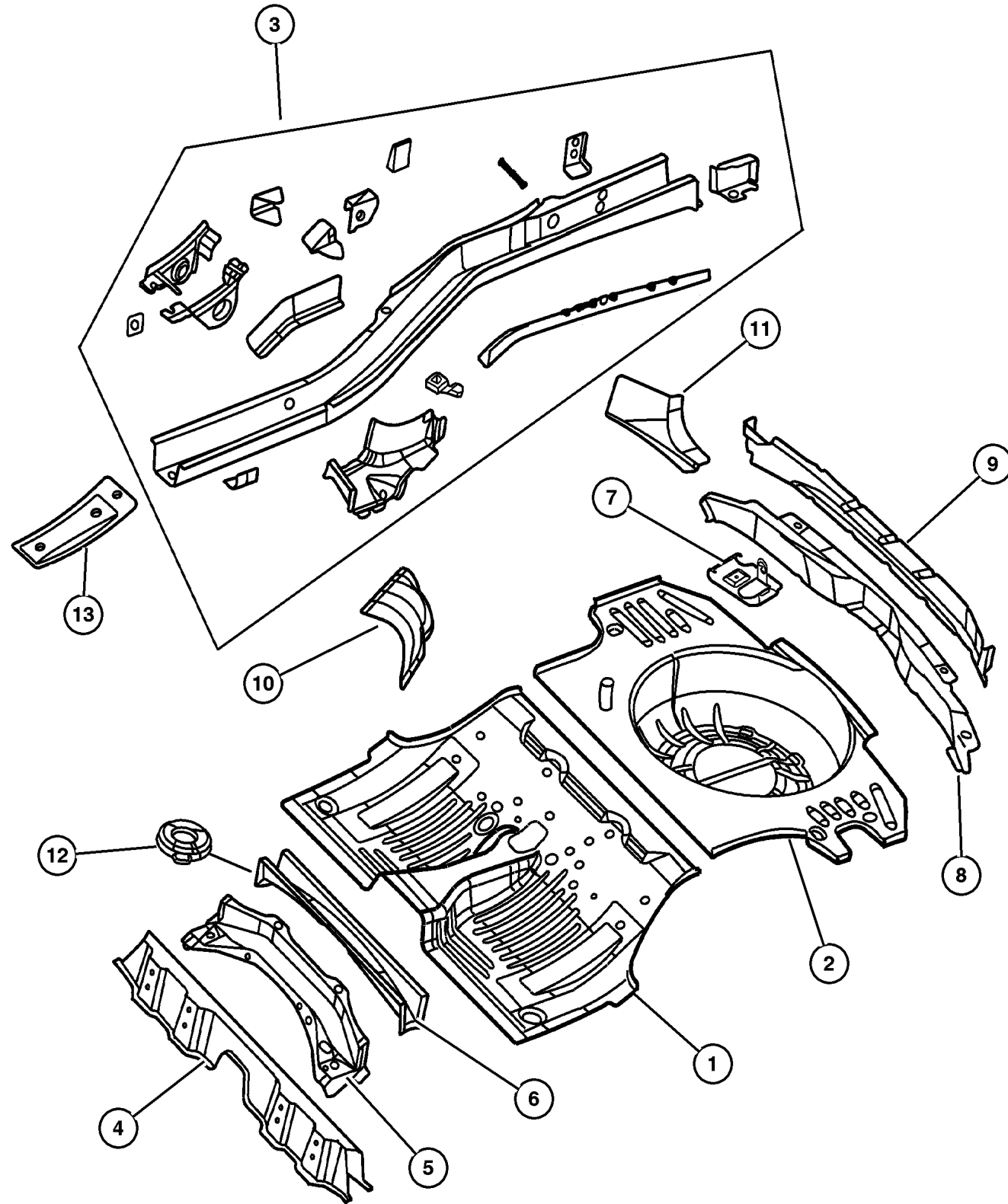
SERIES	LINE	BODY	ENGINE	TRANSMISSION
H=Laredo	J = 4WD	74 = 4 Door(105.9 WB)	ER0, ERH = 4.0L, Power Tech I-6	DGK = 4 Speed Autm, 42RE
P=Limited	T = 2WD		EVO, EVA = 4.7L, Power Tech V8	DGW = 4 Speed Automatic, -44RE
	U = 4WD (RHD)		EXA, EX0 = 3.1L, 5 Cyl Turbo Diesel	DG4 = Multi Speed Automatic, -45RFE
				DGO = All Automatic

AR = Use as required - = Non illustrated part # = New this model year

April 3, 2002

Center and Rear Floor Pan
Figure SWJ-220

ITEM	PART NUMBER	QTY	LINE	BODY	DESCRIPTION
1	55136 940AC	1			PAN, Floor, Center
2	55136 377AE	1			PAN, Rear Floor
3					RAIL, Rear Floor Pan Side
	5014 932AA	1			Right
	5014 933AA	1			Left
4	55136 163AD	1			CROSSMEMBER, Rear Floor
5	55136 555AC	1			CROSSMEMBER, Rear Floor Pan Front
6	55136 511AD	1			CROSSMEMBER, Rear Floor
7	55295 800AD	1			BRACKET, Jack
8	55136 558AD	1			CROSSMEMBER, Rear Floor
9	55136 179AD	1			CROSSMEMBER, Rear Floor
10	55136 160AE	1			SHIELD, Fuel Tank
11					GUSSET, Side Member
	55135 504AC	1			Right
	55135 505AC	1			Left
12	5014 781AA	2			GUIDE, Rear Spring, None
13	55136 164AE	2			REINFORCEMENT, Rear Floor Pan Rear Rail



JEEP GRAND CHEROKEE (WJ)

SERIES	LINE	BODY	ENGINE	TRANSMISSION
H=Laredo	J = 4WD	74 = 4 Door(105.9 WB)	ER0, ERH = 4.0L, Power Tech I-6	DGK = 4 Speed Autm, 42RE
P=Limited	T = 2WD		EV0, EVA = 4.7L, Power Tech V8	DGW = 4 Speed Automatic, -44RE
	U = 4WD (RHD)		EXA, EX0 = 3.1L, 5 Cyl Turbo Diesel	DG4 = Multi Speed Automatic, -45RFE
				DGO = All Automatic

AR = Use as required - = Non illustrated part # = New this model year

April 3, 2002

CLICK HERE TO **DOWNLOAD** THE COMPLETE MANUAL

- Thank you very much for reading the preview of the manual.
- You can download the complete manual from: www.heydownloads.com by clicking the link below



- Please note: If there is no response to CLICKING the link, please download this PDF first and then click on it.

CLICK HERE TO **DOWNLOAD** THE COMPLETE MANUAL