

1998 JEEP GRAND CHEROKEE (ZJ)

PARTS CATALOG

ILLUSTRATION AND TEXT
(CHASSIS - BODY - TRIM)

August 2002

SUPERSEDES
January 2002
ENGLISH



Jeep

CHRYSLER • PLYMOUTH • DODGE • JEEP

THE MOPAR DIFFERENCE

INDEX TO INFORMATION PAGES

The use of this Parts Catalog and the arrangement of information herein is explained in the General Information Section as indexed below.

Abbreviations	INF-13
Alphabetic Index	INF-10
Body Code Plate Interpretation	INF-12
Catalog Groups - Titles & Contents	INF-2
How to Use This Catalog and Locate Parts	INF-8
Illustration Index	INF-10
Illustration Numbering Index	INF-9
Index.....	INF-1
Logical Illustration Index.....	INF-3
Logical Illustrations	INF-9
Numerical Index	INF-10
Page Numbering.....	INF-9
Part Packages	INF-10
Standard Parts.....	INF-10
Symbols Used in this Catalog.....	INF-9
VIN Plate Decoding Information	INF-11

CLICK HERE TO **DOWNLOAD** THE COMPLETE MANUAL

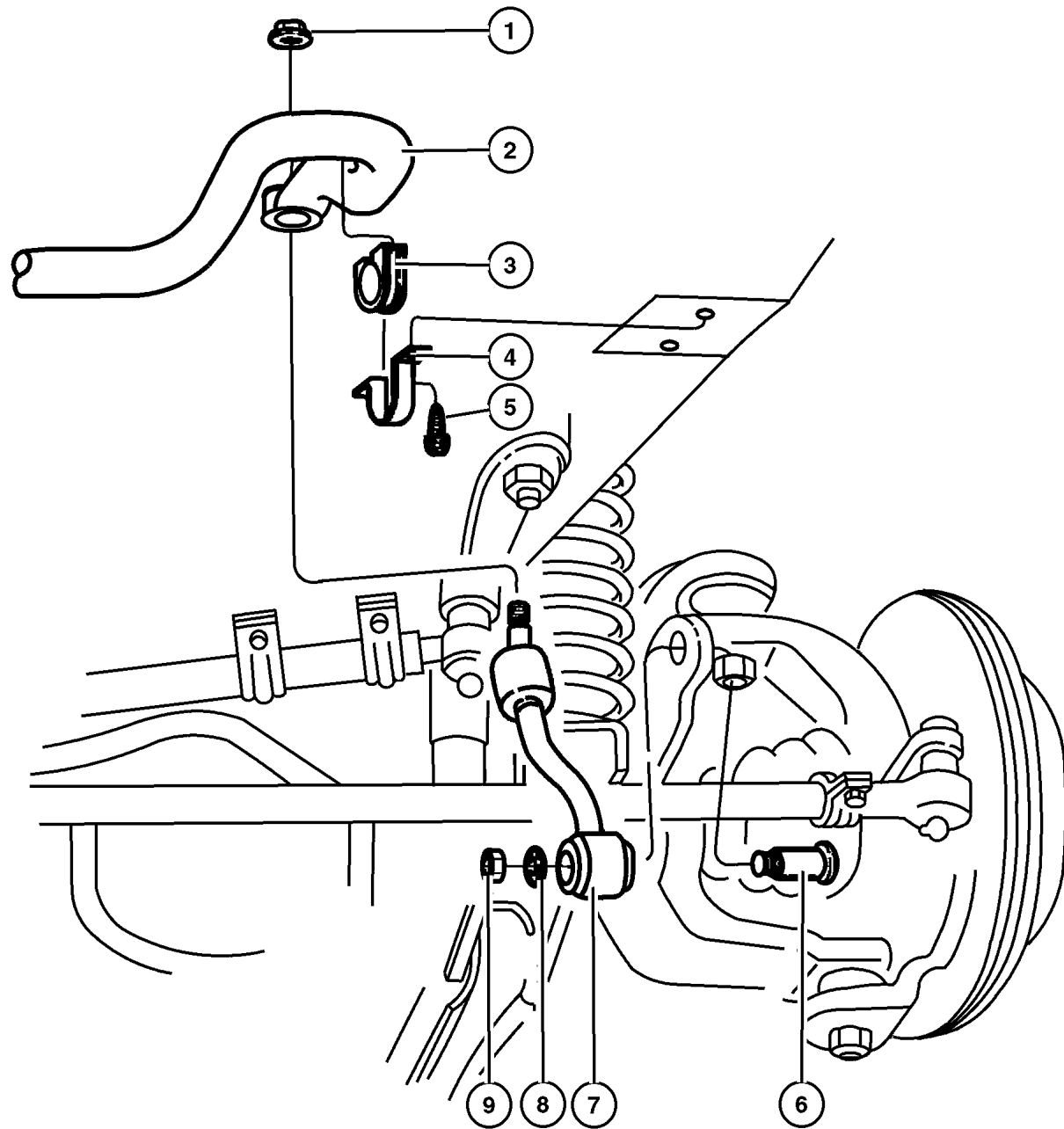
- Thank you very much for reading the preview of the manual.
- You can download the complete manual from: www.heydownloads.com by clicking the link below



- Please note: If there is no response to CLICKING the link, please download this PDF first and then click on it.

CLICK HERE TO **DOWNLOAD** THE COMPLETE MANUAL

**Bar,Front Stabilizer Bar
Figure 002-120**



ITEM	PART NUMBER	QTY	LINE	SERIES	BODY	ENGINE	TRANS	TRIM	DESCRIPTION
1	6502 979	2							NUT AND WASHER, Hex, M10x1.5
2	5208 8100	1							BAR, Front Sway
3	5208 8523	2							CUSHION, Sway Eliminator, Stabilizer
4	5208 7865	2							RETAINER, Sway Bar
5	6101 972	4							SCREW AND WASHER
6	#6505 465AA	2							SCREW, Truss Head, M12x1.75x70
7	5208 8437	2							LINK, Sway Eliminator
8									WASHER, Flat, ID 13.07 x OD40.00 x THK 3.50, (NOT SERVICED) (Not Serviced)
9	6502 697	2							NUT, Hex Flange Lock, M12x1.75

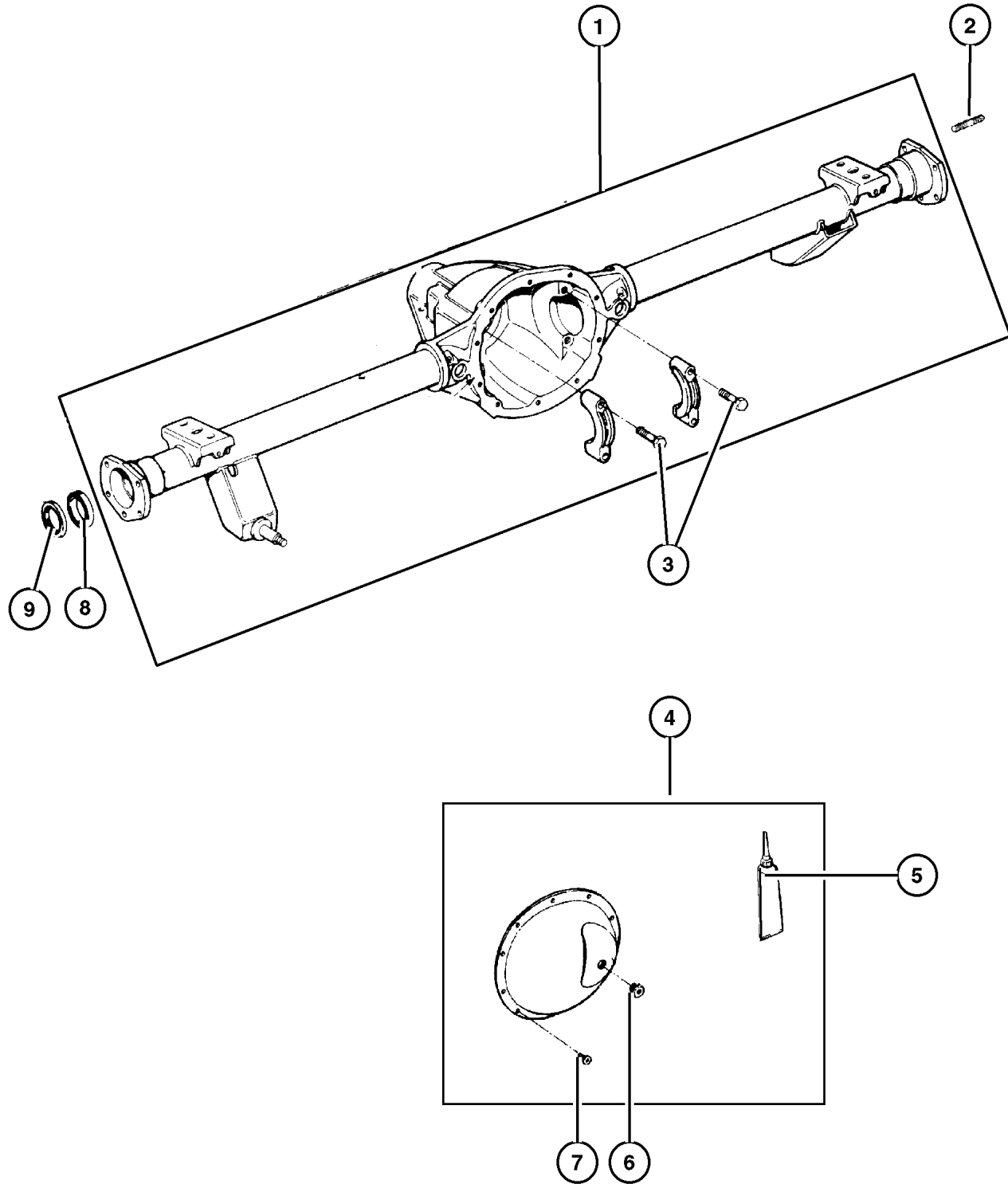
GRAND CHEROKEE (ZJ)

SERIES	LINE	BODY	ENGINE	TRANSMISSION
L = Low Line	J = 4WD T = 2WD	74 = 4 Door	ERH, ER0 = 4.0L Power Tech 6 Cyl. ELF, EL0 = 5.2L V8 MPI EML, EM0 = 5.9L V8 MPI	DGW = 4 Speed Auto. 44RE DGK = 4 Speed Auto. 42RE DGT = 4 Speed Auto. 46RE DG0 = All Speed Auto.

AR = Use as required - = Non illustrated part # = New this model year

July 31, 2002

Housing,Rear,Axle,Dana Model 44
Figure 003-220



ITEM	PART NUMBER	QTY	LINE	SERIES	BODY	ENGINE	TRANS	TRIM	DESCRIPTION
1	4886 319AA	1							HOUSING, Axle
	#5003 335AA	1							with Tag 52098980,52098981 with Tag 52111998AA
2	4856 352	1							STUD, Axle Housing to Backing Plate
3	5012 879AA	4							BOLT, Differential, Carrier Cap Mounting
4	4856 347	1							COVER, Differential
5	5010 884AA	1	J						SEALANT, RTV
6	5252 504	1							PLUG, Differential Cover
7	J400 6708	10							SCREW, Pan Head, .312-18x.56, Cover Attaching
8	J813 4586	1							BEARING, Axle Shaft
9	4856 336	1							SEAL, Axle Drive Shaft

GRAND CHEROKEE (ZJ)				
SERIES	LINE	BODY	ENGINE	TRANSMISSION
L = Low Line	J = 4WD T = 2WD	74 = 4 Door	ERH, ER0 = 4.0L Power Tech 6 Cyl. ELF, EL0 = 5.2L V8 MPI EML, EM0 = 5.9L V8 MPI	DGW = 4 Speed Auto. 44RE DGK = 4 Speed Auto. 42RE DGT = 4 Speed Auto. 46RE DG0 = All Speed Auto.

AR = Use as required - = Non illustrated part # = New this model year

July 31, 2002

Group – 005

Service Brakes

GROUP 5 - Service Brakes

Illustration Title

Group-Fig. No.

Front Brakes

Brakes,Front Fig. 005-110

Rear Brakes

Brakes,Rear Fig. 005-210

Power Brake Booster

Booster Fig. 005-310

Brake Master Cylinder

Master Cylinder Fig. 005-410

Hydraulic Control Unit Anti-lock Fig. 005-420

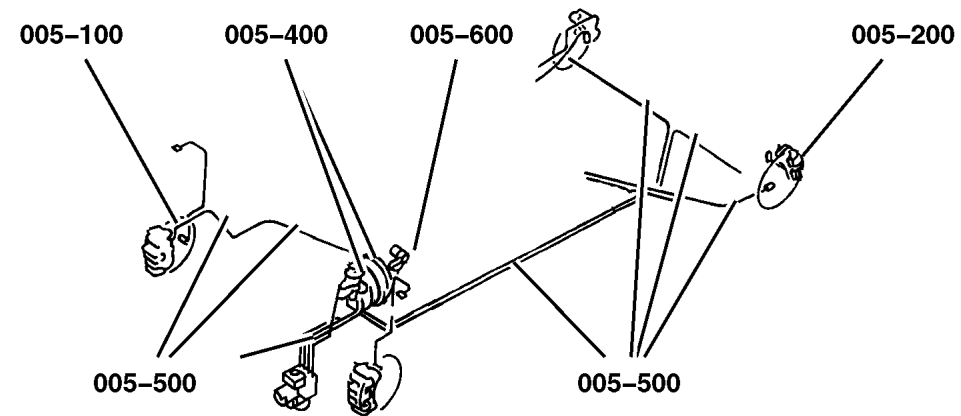
Brake Lines and Hoses

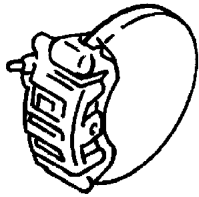
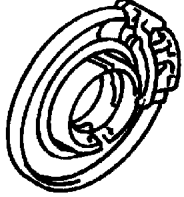
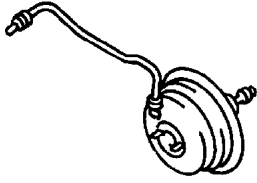
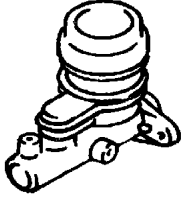
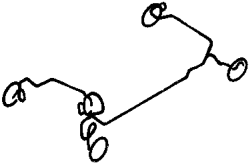

Brake Lines And Hoses,Front Fig. 005-510

Brake Lines And Hoses,Rear Fig. 005-520

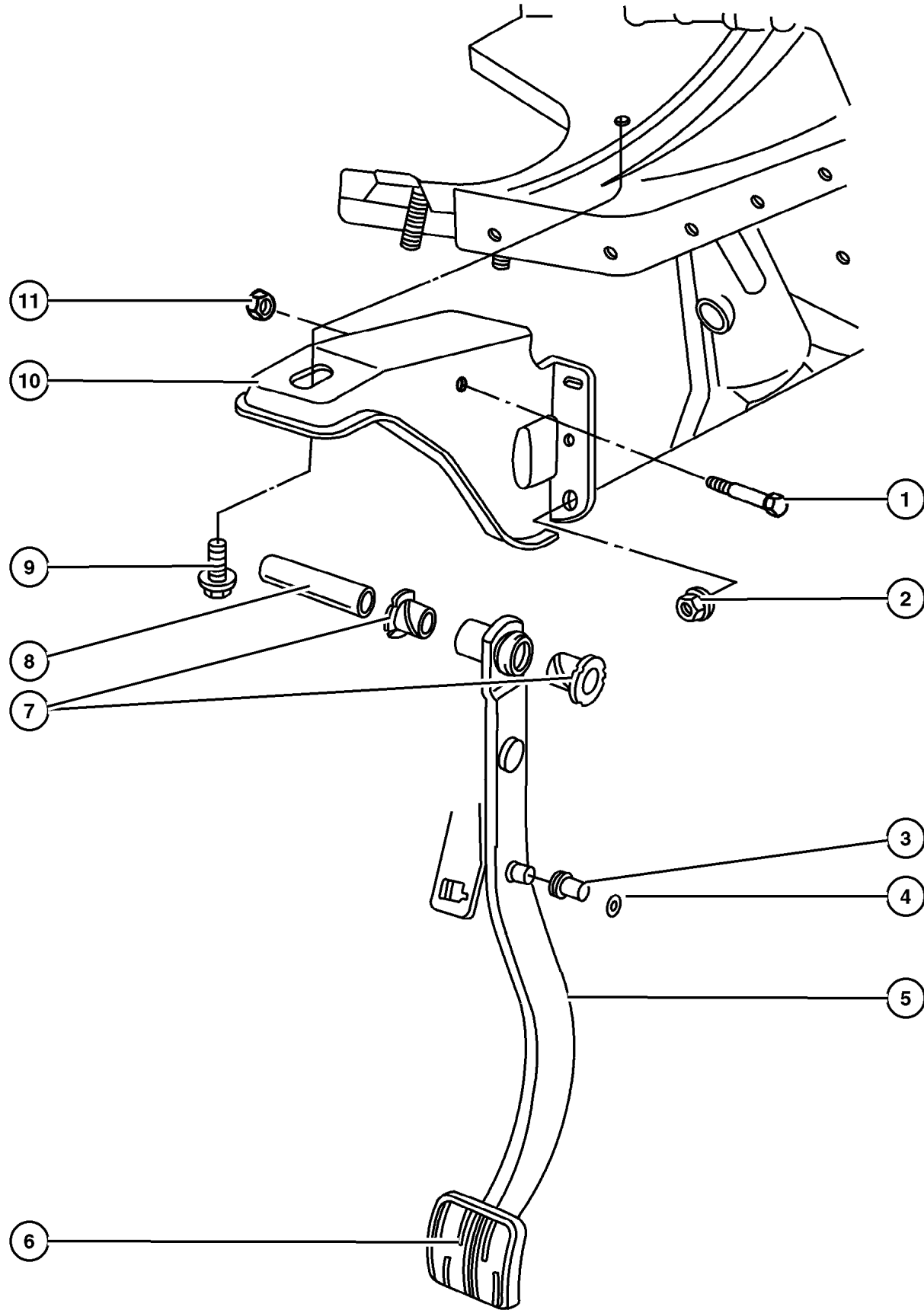
Brake Pedals

Brake Pedal Fig. 005-610



<p>005-100 Front Brakes</p> 	<p>005-200 Rear Brakes</p> 	<p>005-300 Power Brake Booster</p> 	<p>005-400 Brake Master Cylinder</p> 
<p>005-500 Brake Lines and Hoses</p> 	<p>005-600 Brake Pedals</p> 		

**Brake Pedal
Figure 005-610**



ITEM	PART NUMBER	QTY	LINE	SERIES	BODY	ENGINE	TRANS	TRIM	DESCRIPTION
1	6100 206	1							BOLT, Hex Head, M14x70, Brake Pedal to Bracket Mounting
2	J400 3909	4							NUT, Hex Flange With Serration, Booster to Firewall Mounting
3	4446 361	1							BUSHING, Hydraulic Clutch Actuator
4	6035 334	1							CLIP, Brake Push Rod, Brake Booster Push Rod to Pedal Pin Retaining
5	5207 8995	1							PEDAL, Brake
6	5200 2749	1							PAD, Pedal
7	J322 5981	2							BUSHING, Pedal Shaft
8	5300 0637	1							SLEEVE, Pedal Shaft
9	0181 112	1							SCREW AND WASHER, .375-16x1.00, Brake Pedal Mounting Bracket
10	5207 8407	1							BRACKET, Brake Pedal
11	6502 585	1							NUT, Brake Pedal to Bracket Mounting

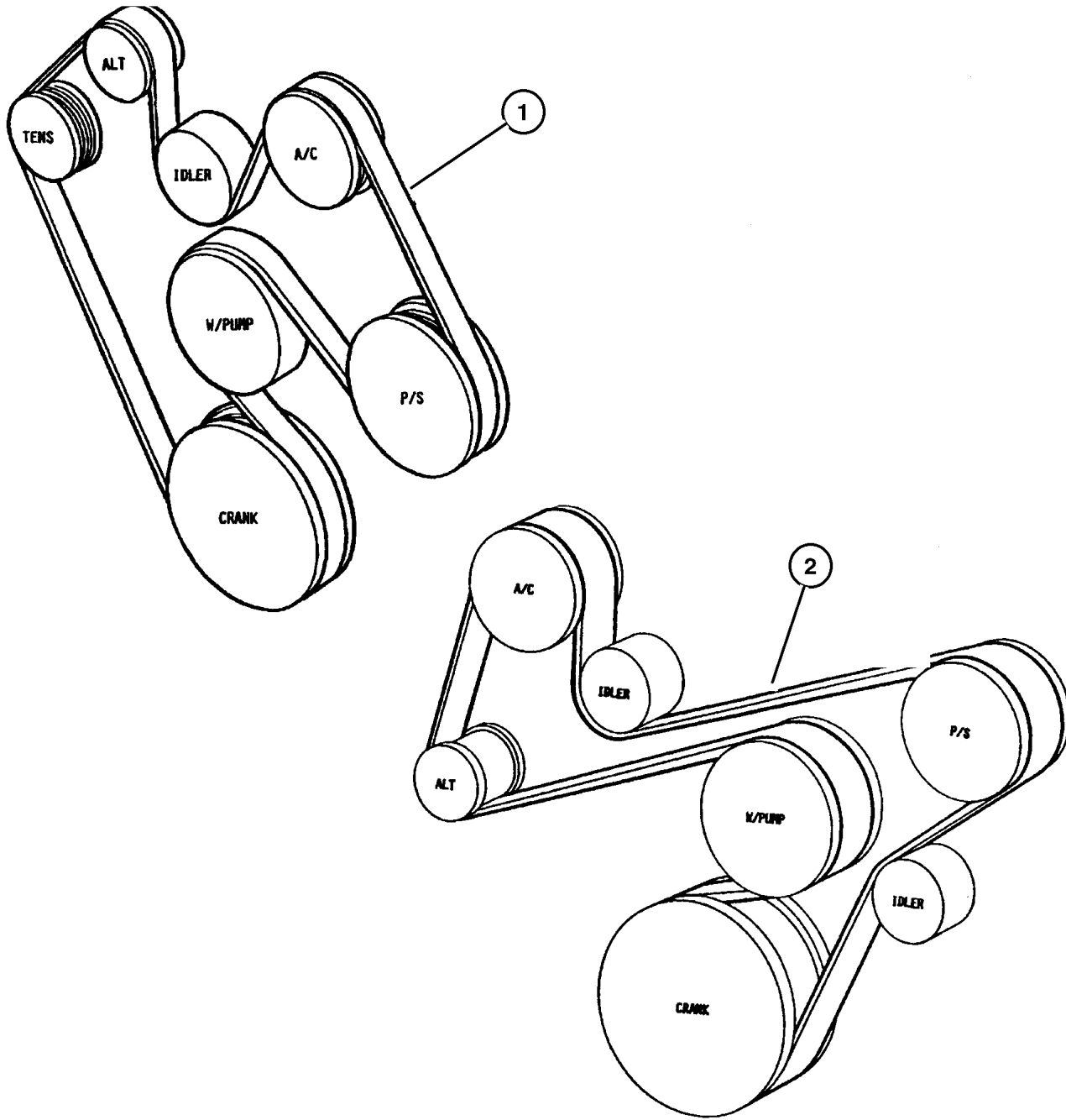
GRAND CHEROKEE (ZJ)				
SERIES	LINE	BODY	ENGINE	TRANSMISSION
L = Low Line	J = 4WD T = 2WD	74 = 4 Door	ERH, ER0 = 4.0L Power Tech 6 Cyl. ELF, EL0 = 5.2L V8 MPI EML, EM0 = 5.9L V8 MPI	DGW = 4 Speed Auto. 44RE DGK = 4 Speed Auto. 42RE DGT = 4 Speed Auto. 46RE DG0 = All Speed Auto.

AR = Use as required - = Non illustrated part # = New this model year

July 31, 2002

Drive Belt
Figure 007-520

ITEM	PART NUMBER	QTY	LINE	SERIES	BODY	ENGINE	TRANS	TRIM	DESCRIPTION
1	5301 1097	1				EL0, EM0			BELT, Accessory Drive, Drive, 5.2L/ 5.9L Engine
2	5301 0150	1				ER0			BELT, Accessory Drive, Drive, 4.0L Engine
-3	5300 8745	1				EL0, EM0	DGW		LABEL, Belt Routing

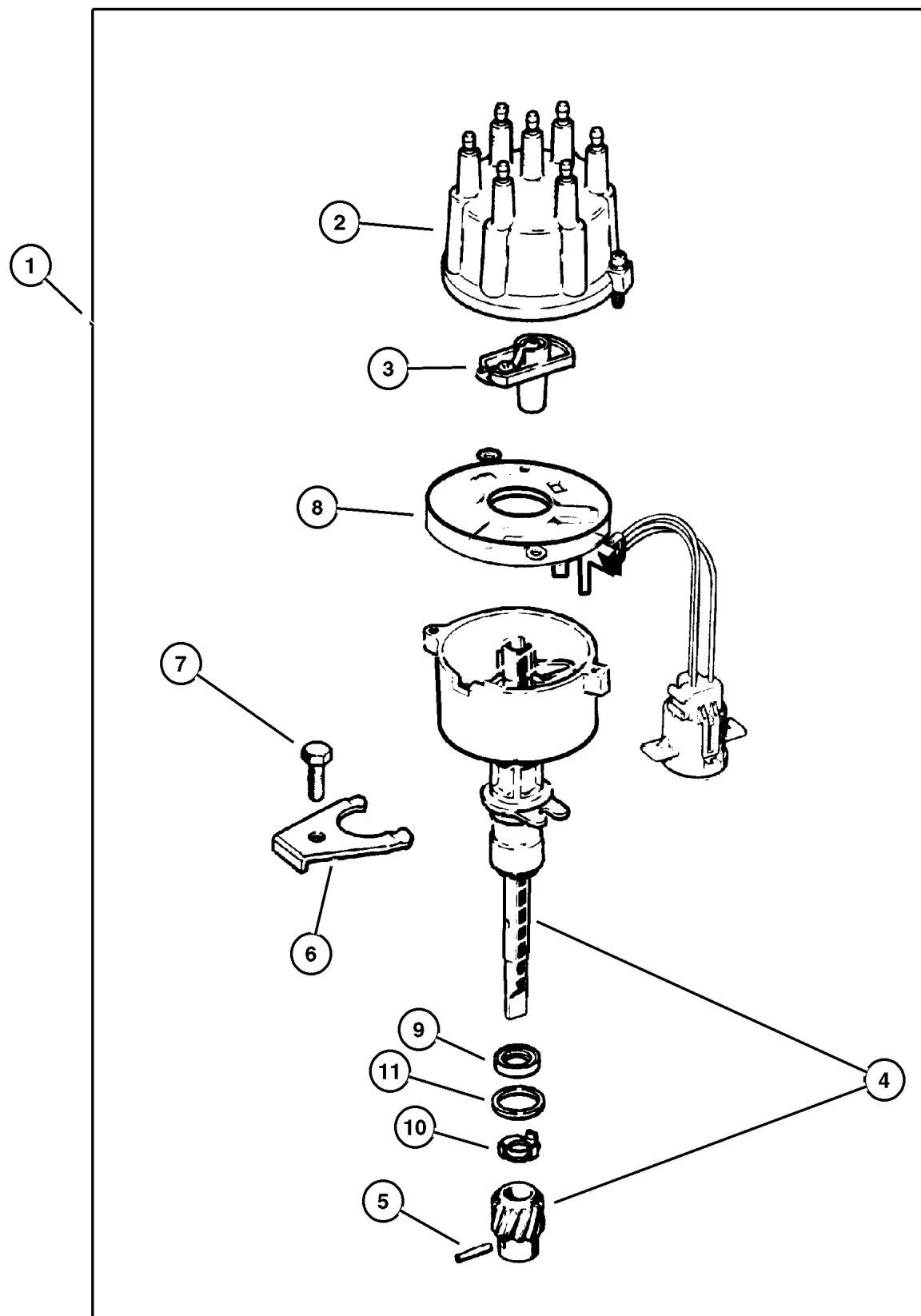


GRAND CHEROKEE (ZJ)
 SERIES LINE BODY ENGINE TRANSMISSION
 L = Low Line J = 4WD 74 = 4 Door ERH, ER0 = 4.0L Power Tech 6 Cyl. DGW = 4 Speed Auto. 44RE
 ELF, EL0 = 5.2L V8 MPI DGK = 4 Speed Auto. 42RE
 EML, EM0 = 5.9L V8 MPI DGT = 4 Speed Auto. 46RE
 DG0 = All Speed Auto.

AR = Use as required - = Non illustrated part # = New this model year

July 31, 2002

Distributor 4.0L Engine
Figure 008-310



ITEM	PART NUMBER	QTY	LINE	SERIES	BODY	ENGINE	TRANS	TRIM	DESCRIPTION
1	#5604 1034	1				ER0			DISTRIBUTOR, Engine
2	5602 6876	1				ER0			CAP, Distributor
3	5602 7019	1				ER0			ROTOR, Distributor
4	8350 4635	1				ER0			GEAR, Distributor Drive
5	9422 127	1				ER0			ROLL PIN, .19x.75
6	3300 4242	1				ER0			CLAMP, Distributor
7	6033 479	6	J			ER0	DGK		BOLT, Hex Head, .25-28x1-5/8
8	#5604 1030	1				ER0			SWITCHPLATE, Distributor
9									SEAL, Dist. Shaft (Serviced in Assembly Item # 1), (NOT SERVICED) (Not Serviced)
10	3300 4594	1				ER0			WASHER, Distributor Gear, Tabbed
11	5300 9078	1				ER0			WASHER, Distributor Gear

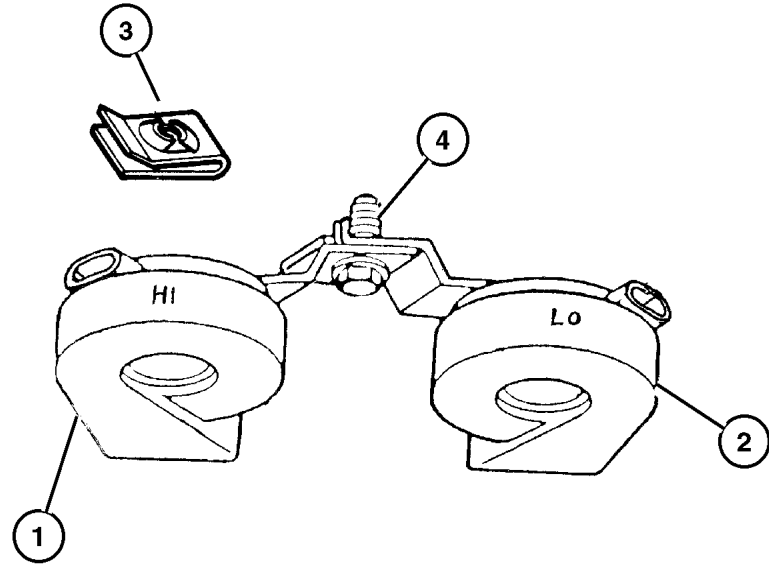
GRAND CHEROKEE (ZJ)
 SERIES LINE BODY ENGINE TRANSMISSION
 L = Low Line J = 4WD 74 = 4 Door ERH, ER0 = 4.0L Power Tech 6 Cyl. DGW = 4 Speed Auto. 44RE
 ELF, EL0 = 5.2L V8 MPI DGK = 4 Speed Auto. 42RE
 EML, EM0 = 5.9L V8 MPI DGT = 4 Speed Auto. 46RE
 DG0 = All Speed Auto.

AR = Use as required - = Non illustrated part # = New this model year

July 31, 2002

Horns Figure 008-910

ITEM	PART NUMBER	QTY	LINE	SERIES	BODY	ENGINE	TRANS	TRIM	DESCRIPTION
1	4886 257AA	1							HORN AND BRACKET, High Note, With Bracket
2	4886 256AA	1							HORN AND BRACKET, Low Note, With Bracket
3	6101 283	1							U-NUT, M8x1.25
4									SCREW, M8x1.25x22.00, (NOT SERVICED) (Not Serviced)



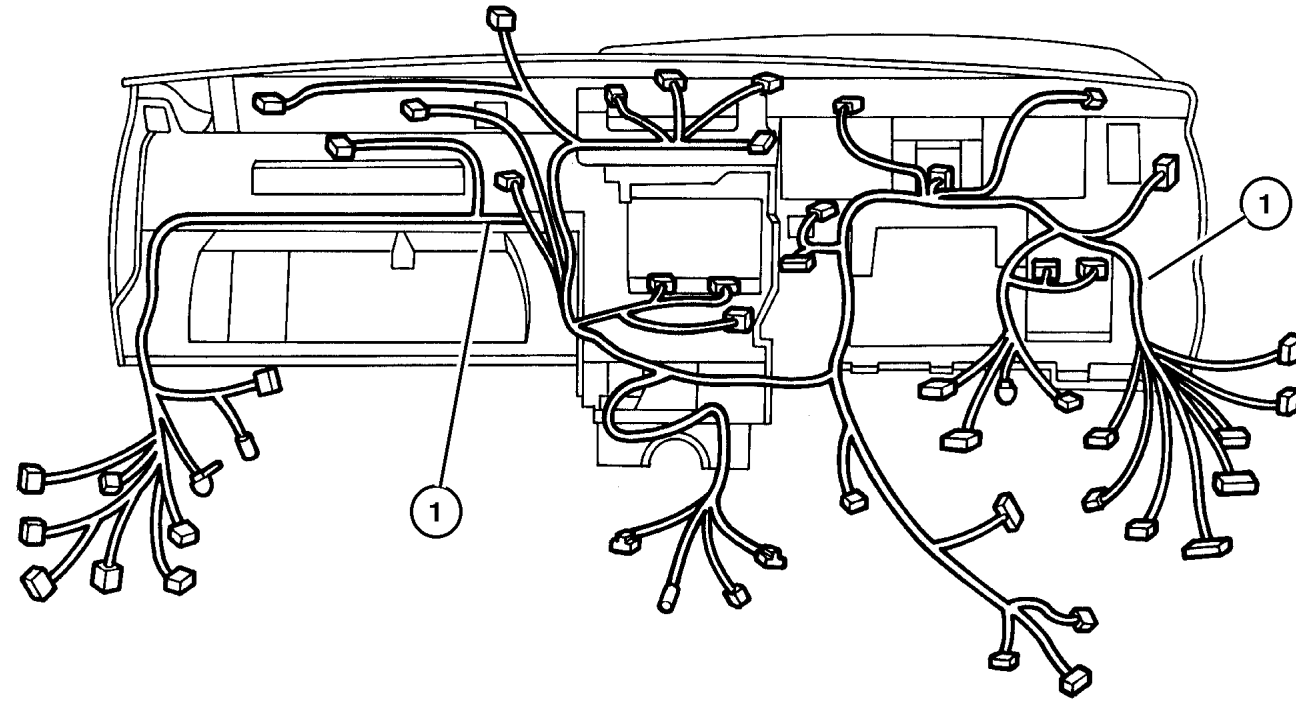
GRAND CHEROKEE (ZJ)				
SERIES	LINE	BODY	ENGINE	TRANSMISSION
L = Low Line	J = 4WD T = 2WD	74 = 4 Door	ERH, ER0 = 4.0L Power Tech 6 Cyl. ELF, EL0 = 5.2L V8 MPI EML, EM0 = 5.9L V8 MPI	DGW = 4 Speed Auto. 44RE DGK = 4 Speed Auto. 42RE DGT = 4 Speed Auto. 46RE DG0 = All Speed Auto.

AR = Use as required - = Non illustrated part # = New this model year

July 31, 2002

**Wiring Instrument Panel
Figure 008-1405**

ITEM	PART NUMBER	QTY	LINE	SERIES	BODY	ENGINE	TRANS	TRIM	DESCRIPTION
1									WIRING, Instrument Panel
	#56010 241AC	1							With Auto Temp Control
	#56010 242AC	1							With Air Conditioning, Heated Seats, Vehicle Info Center, Security
	#56042 553AC	1							With A/C, Without Heated Seat, Vehicle Info, Center, Security
-2	00AT M10	8							FUSE, Mini, 10 AMP, Red
-3	00AT M15	1							FUSE, Mini, 15 AMP, Light Blue
-4	00AT M20	1							FUSE, Mini, 20 AMP, Yellow
-5									BREAKER, Circuit
	4124 795	1							Power Window
	4604 235	1							Power Seat
-6	5601 8509	1							JUNCTION BLOCK, Relay
-7									COVER, Fuse Access
	5600 9715	1							Without Max Cooling
	#56042 613AA	1							With Max Cooling
-8	5600 7243	1							FLASHER, Combination (2) (4) Lamp



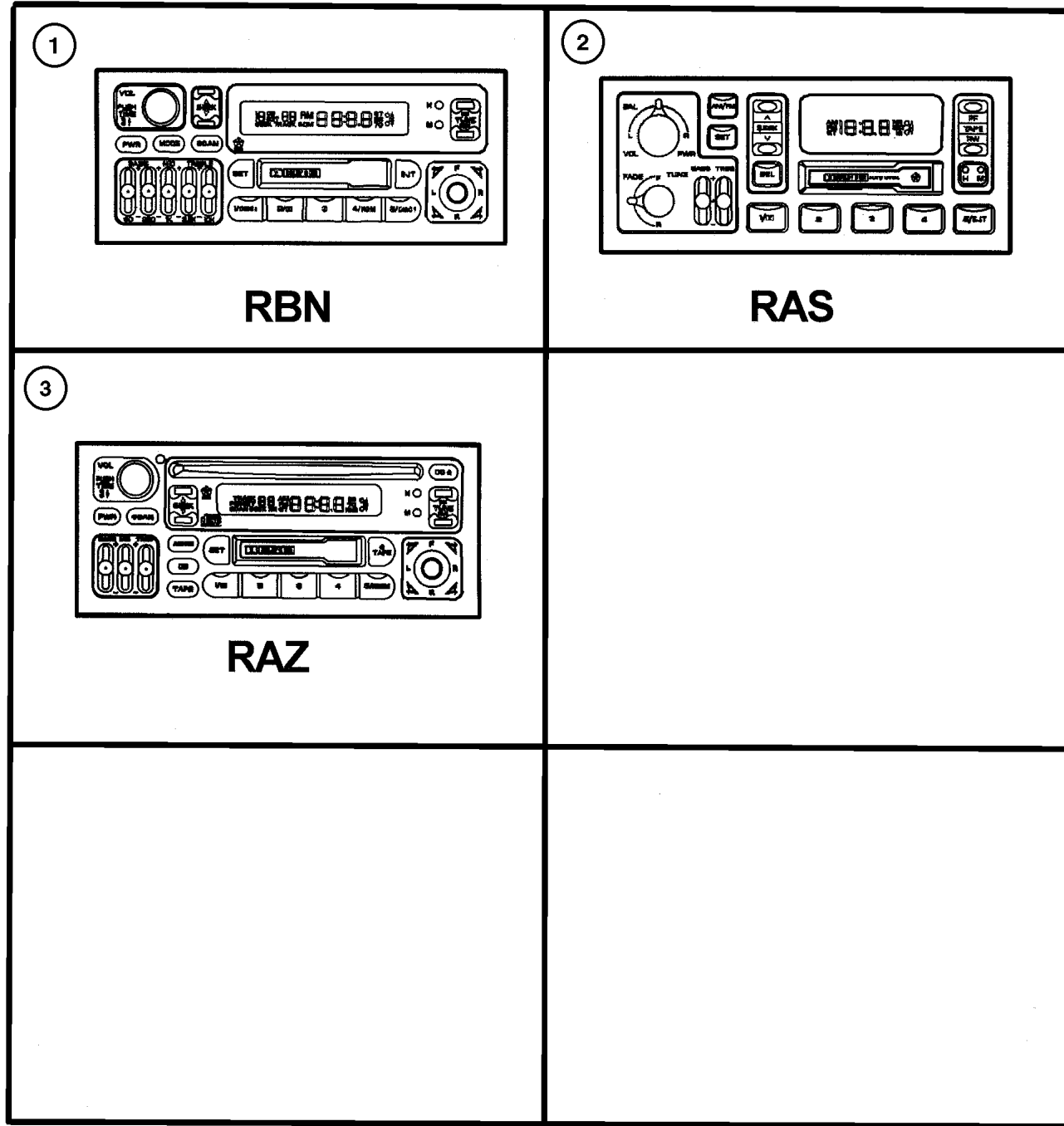
GRAND CHEROKEE (ZJ)

SERIES	LINE	BODY	ENGINE	TRANSMISSION
L = Low Line	J = 4WD T = 2WD	74 = 4 Door	ERH, ER0 = 4.0L Power Tech 6 Cyl. ELF, EL0 = 5.2L V8 MPI EML, EM0 = 5.9L V8 MPI	DGW = 4 Speed Auto. 44RE DGK = 4 Speed Auto. 42RE DGT = 4 Speed Auto. 46RE DG0 = All Speed Auto.

AR = Use as required - = Non illustrated part # = New this model year

July 31, 2002

**Radio
Figure 08A-310**



ITEM	PART NUMBER	QTY	LINE	SERIES	BODY	ENGINE	TRANS	TRIM	DESCRIPTION
------	-------------	-----	------	--------	------	--------	-------	------	-------------

[RAS]=AM/FM Cassette
 [RAZ]=AM/FM w/CD & Cassette
 [RBN]=AM/FM Cassette w/Control

1	4704 386AB	1							RADIO, AM/FM Cassette with CD Control, [RBN]
2	#4858 556AC	1							RADIO, AM/FM Cassette, [RAS]
3	4704 383AD	1							RADIO, AM/FM with CD and Cassette, [RAZ]
-4	5600 7524	1							STRAP, Ground

GRAND CHEROKEE (ZJ)

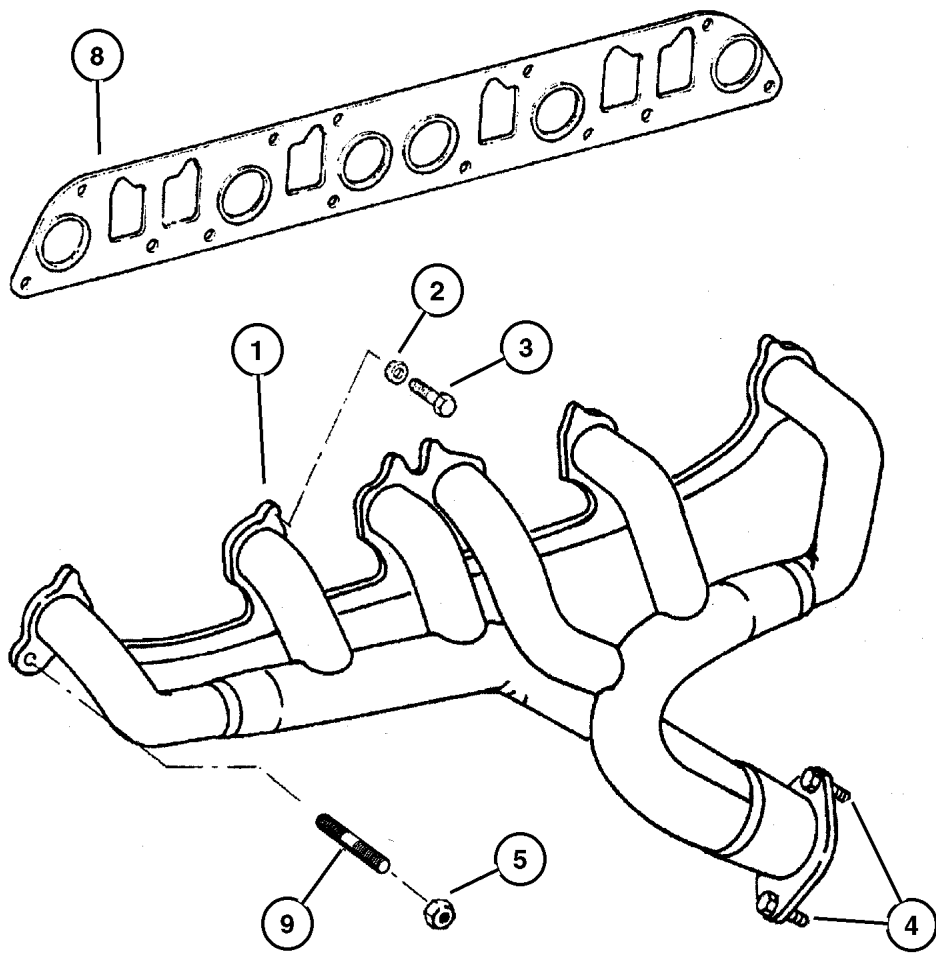
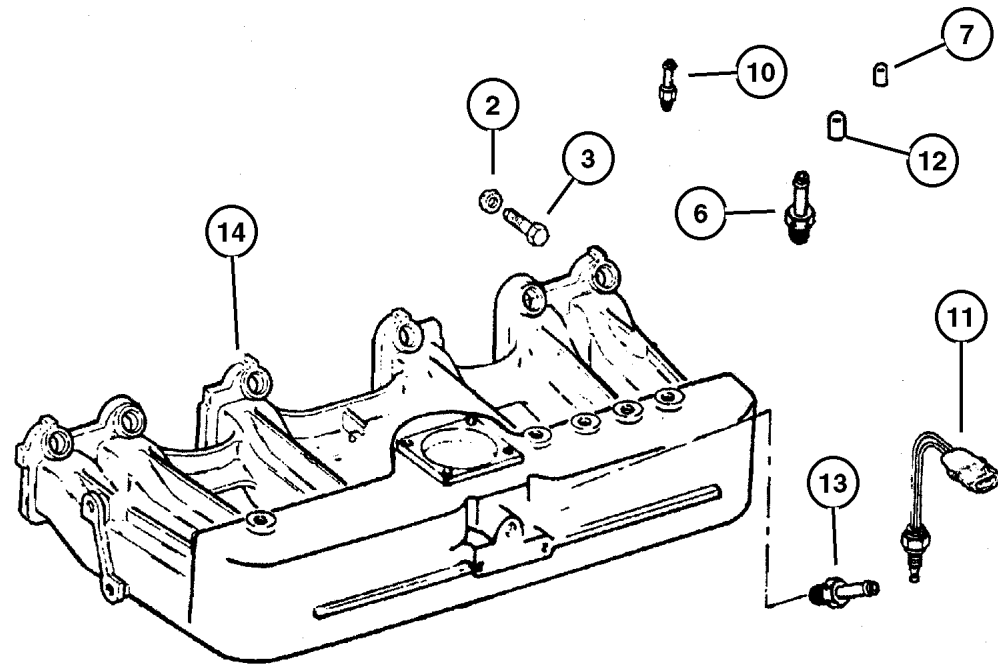
SERIES	LINE	BODY	ENGINE	TRANSMISSION
L = Low Line	J = 4WD T = 2WD	74 = 4 Door	ERH, ER0 = 4.0L Power Tech 6 Cyl. ELF, EL0 = 5.2L V8 MPI EML, EM0 = 5.9L V8 MPI	DGW = 4 Speed Auto. 44RE DGK = 4 Speed Auto. 42RE DGT = 4 Speed Auto. 46RE DG0 = All Speed Auto.

AR = Use as required - = Non illustrated part # = New this model year

July 31, 2002

**Manifold, Intake and Exhaust 4.0L (ERH) Engine
Figure 4.0L-810**

ITEM	PART NUMBER	QTY	LINE	SERIES	BODY	ENGINE	TRANS	TRIM	DESCRIPTION
1	4883 385	1				ER0			MANIFOLD, Exhaust
2	3300 4255	11				ER0			WASHER, Manifold Retaining
3	J018 6622	8				ER0			BOLT, Hex Head, .375-16x1.25
4	J400 7109	2				ER0			STUD, .375-16x1.69
5	6034 984	2				ER0			NUT, Hex Flange Lock, .375-24
6	5302 0027	1				ER0			FITTING, Vacuum
7	3580 171	1				ER0			CAP, Brake Check Valve
8	5301 0238	1				ER0			GASKET, Intake/Exhaust Manifold
9	5301 0165	2				ER0			STUD, .375-16/.375-24x1.75
10	5303 0756	1				ER0			FITTING, Vacuum, 90 Degree
11	5602 7872	1				ER0			SENSOR, Air Temperature
12	3580 172	1				ER0			CAP, Vacuum
13	4854 194	1				ER0			FITTING, Vacuum
14	5301 0237	1				ER0			MANIFOLD, Intake

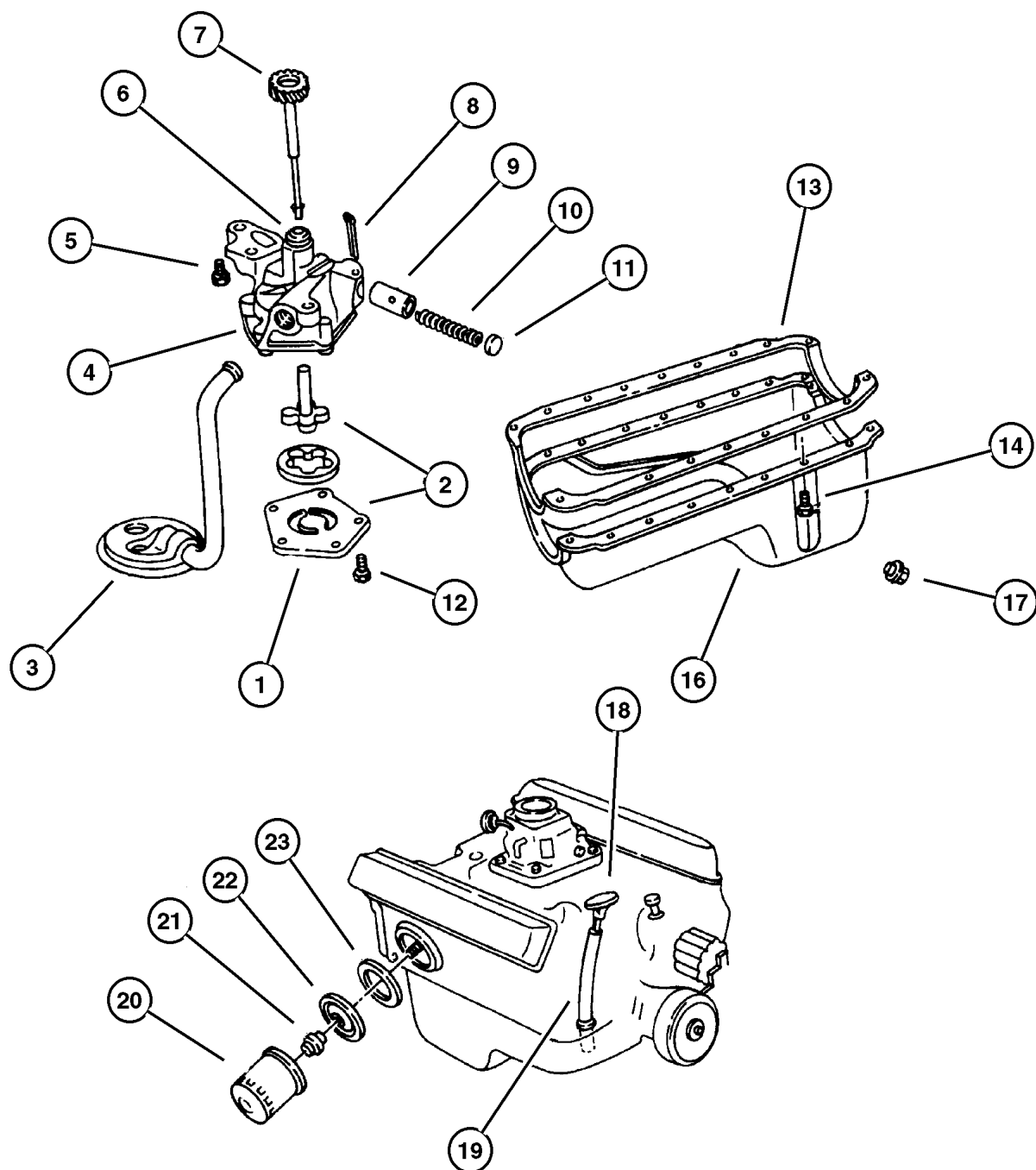


GRAND CHEROKEE (ZJ)
 SERIES LINE BODY ENGINE TRANSMISSION
 L = Low Line J = 4WD 74 = 4 Door ERH, ER0 = 4.0L Power Tech 6 Cyl. DGW = 4 Speed Auto. 44RE
 ELF, EL0 = 5.2L V8 MPI DGK = 4 Speed Auto. 42RE
 EML, EM0 = 5.9L V8 MPI DGT = 4 Speed Auto. 46RE
 DG0 = All Speed Auto.

AR = Use as required - = Non illustrated part # = New this model year

July 31, 2002

**Engine Oiling 5.2L (ELF) Engine
Figure 5.2L-710**



ITEM	PART NUMBER	QTY	LINE	SERIES	BODY	ENGINE	TRANS	TRIM	DESCRIPTION
1	4071 043	1				ELO			COVER, Engine Oil Pump
2	3837 648	1				ELO			SHAFT AND ROTOR PACKAGE, Oil Pump
3	5302 0462	1				ELO			PICKUP, Engine Oil
4	5300 9295	1				ELO			PUMP, Engine Oil
5	0179 842	2				ELO, EMO			SCREW, Hex Head Header Point, .375-16x1.375
6	1737 725	1				ELO			BUSHING, Oil Pump and Distributor
7	5302 0546	1				ELO, EMO			SHAFT, Oil Pump
8	0108 636	1				ELO			PIN, Cotter
9	2843 208	1				ELO			PLUNGER, Oil Pressure Relief Valve
10	2402 473	1				ELO			SPRING, Oil Pressure Relief Valve
11	2806 273	1				ELO			CAP, Oil Pressure Relief Valve
12	0220 480	5				ELO			SCREW, Hex Head Header Point, .25-20x.75
13	5300 5650	1				ELO			GASKET, Oil Pan
14	6034 483	18				ELO, EMO			SCREW, Hex Head Coned, .312-18x.875
-15	6034 733	1				ELO, EMO			STUD, .312-18/.250-20x1.680
16	5302 0913	1				ELO			PAN, Engine Oil
17	6035 417	1				ELO			PLUG, Oil Drain
18	5302 0948	1				ELO, EMO			INDICATOR, Engine Oil Level
19	5300 9121	1				ELO, EMO			TUBE, Engine Oil Indicator
20	5281 090	1				ELO, EMO			FILTER, Engine Oil
21	5300 7563	1				ELO, EMO			CONNECTOR, Oil Filter
22	5302 1053	1				ELO, EMO			PLATE, Oil Filter Adapter
23	5302 0461	1				ELO, EMO			GASKET, Oil Filter Adapter

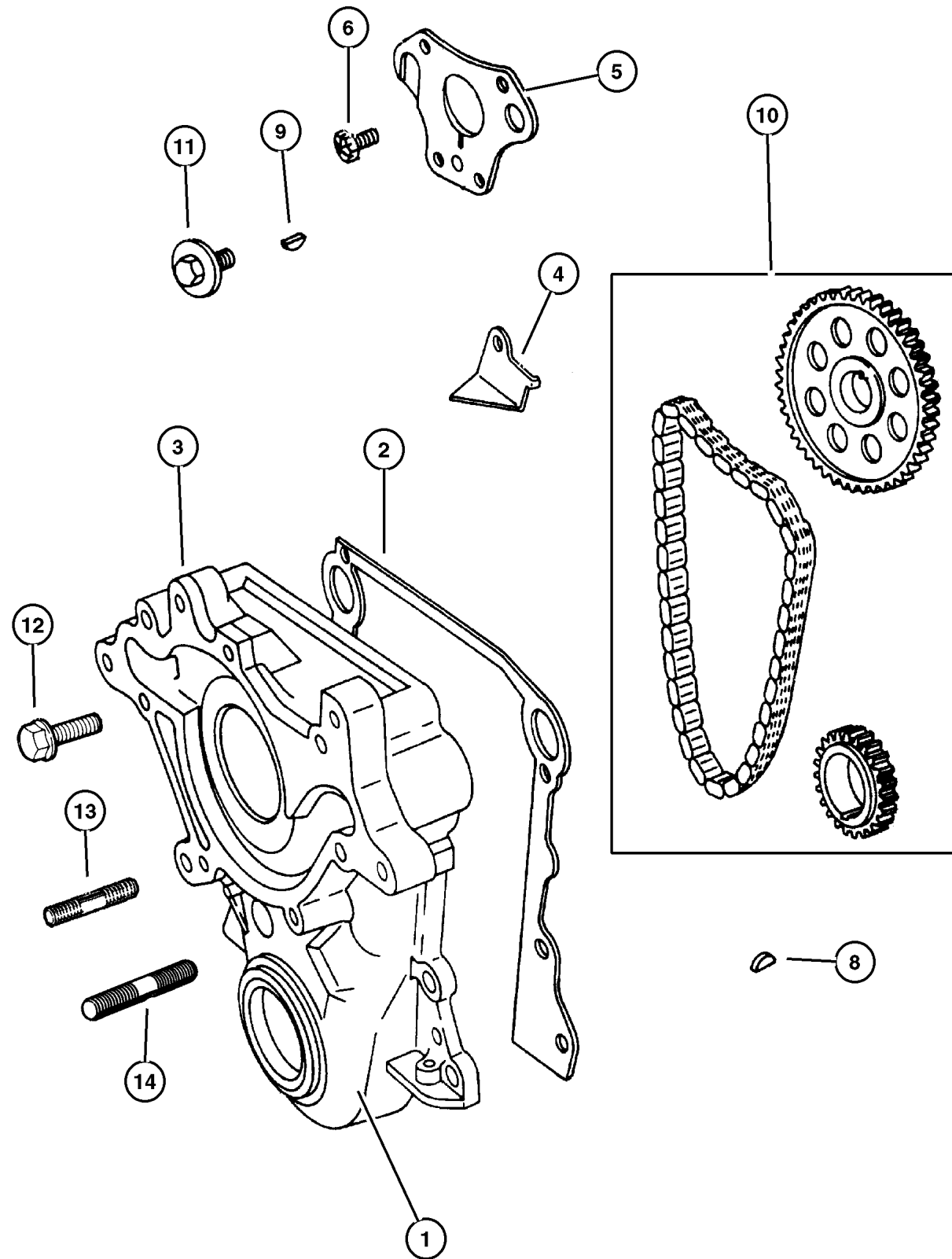
GRAND CHEROKEE (ZJ)

SERIES	LINE	BODY	ENGINE	TRANSMISSION
L = Low Line	J = 4WD T = 2WD	74 = 4 Door	ERH, ER0 = 4.0L Power Tech 6 Cyl. ELF, ELO = 5.2L V8 MPI EML, EMO = 5.9L V8 MPI	DGW = 4 Speed Auto. 44RE DGK = 4 Speed Auto. 42RE DGT = 4 Speed Auto. 46RE DG0 = All Speed Auto.

AR = Use as required - = Non illustrated part # = New this model year

July 31, 2002

Timing Cover 5.9L (EML) Engine
Figure 5.9L-610



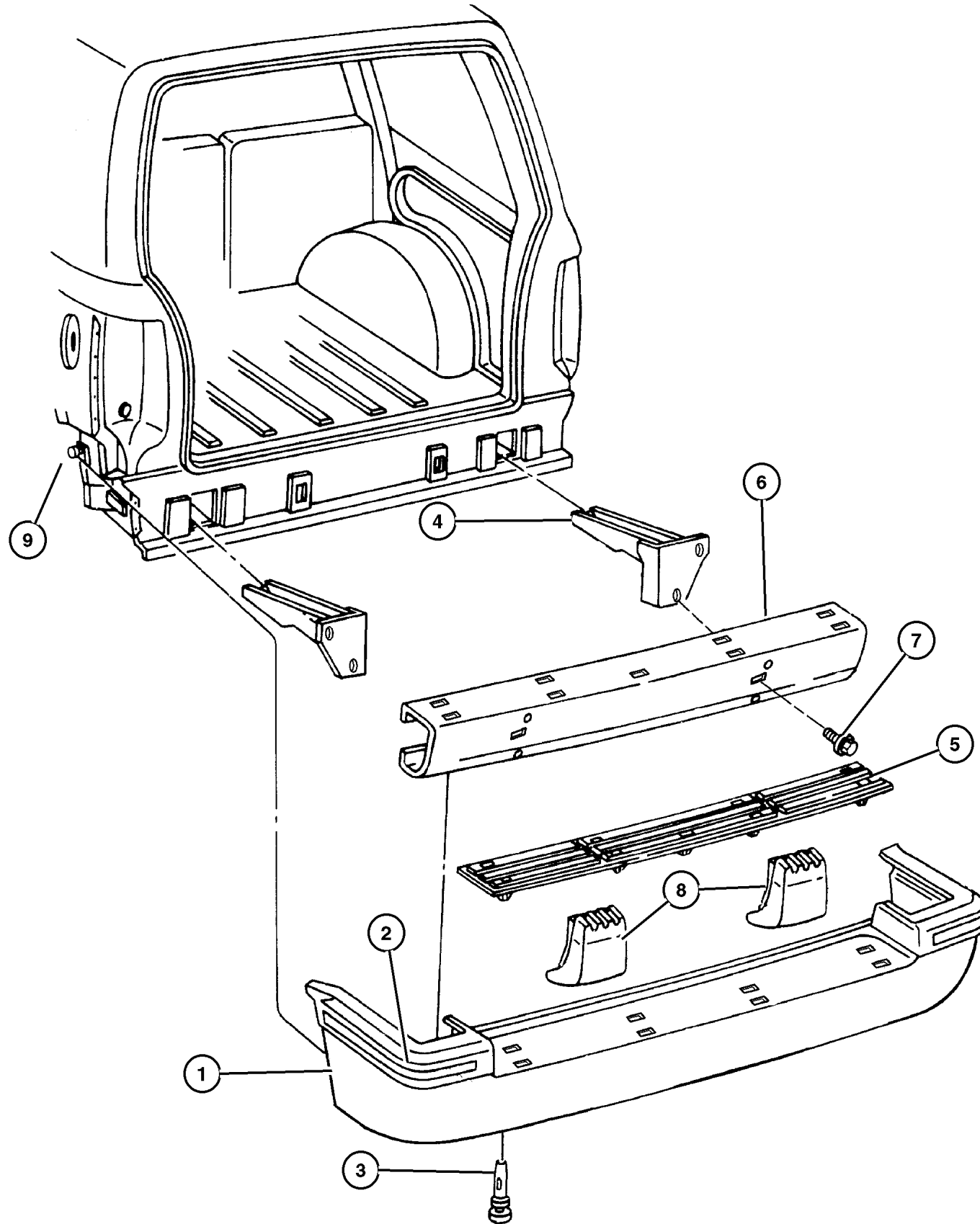
ITEM	PART NUMBER	QTY	LINE	SERIES	BODY	ENGINE	TRANS	TRIM	DESCRIPTION
1	4897 297AA	1				EMO			SEAL PACKAGE, Timing Case Cover
2	5302 1057	1				EL0, EMO			GASKET, Chain Case Cover
3	4897 723AA	1				EMO			COVER PACKAGE, Engine Timing
4	3671 649	1				EL0, EMO			TAB, Timing Chain Oil
5	4315 764	1				EL0, EMO			PLATE, Camshaft Thrust
6									SCREW, Hex Head, .312-18.625, (NOT REQUIRED)
-7	#1947 953	3				EL0, EMO			SCREW AND WASHER, Hex Head
8	6029 411	1				EMO	DG0		KEY, Crankshaft Sprocket
9	6029 411	1				EMO	DG0		KEY, Crankshaft Sprocket
10	8350 7095	1				EMO			CHAIN PACKAGE, Timing
11	6034 321	1				EL0, EMO			SCREW AND WASHER, Hex Head, Coned, Header, .437-14x1.375
12	6034 479	1				EL0, EMO			BOLT, Hex Head, .375-16x2.25
13	6034 452	1				EL0, EMO			STUD, .375-16x.375-16x2.38
14	6034 453	2				EL0, EMO			STUD, .375-16x.375-16x1.63

GRAND CHEROKEE (ZJ)
 SERIES LINE BODY ENGINE TRANSMISSION
 L = Low Line J = 4WD 74 = 4 Door ERH, ER0 = 4.0L Power Tech 6 Cyl. DGW = 4 Speed Auto. 44RE
 ELF, EL0 = 5.2L V8 MPI DGK = 4 Speed Auto. 42RE
 EML, EM0 = 5.9L V8 MPI DGT = 4 Speed Auto. 46RE
 DG0 = All Speed Auto.

AR = Use as required - = Non illustrated part # = New this model year

July 31, 2002

Bumper, Rear
Figure 013-340



ITEM	PART NUMBER	QTY	LINE	SERIES	BODY	ENGINE	TRANS	TRIM	DESCRIPTION
1									FASCIA, Rear
	5DP6 5SS5	1							Laredo (ARN)
	5FY80 VF7AB	1							Laredo Special Appearance (ADX)
	4798 892	AR							Limited (ARP), Laredo Special Edition (ADZ)
	5ES22 VF7AB	1							TSI (AFM), Brownstone Injected
	5ES2 2MFD	1							TSI (AFM), Driftwood Painted
	5ES22 DX9AB	1							TSI (AFM), Black Injected
	5ES2 2DX9	1							TSI (AFM), Black Painted
2	5FS9 6HC3	1							TAPE, Fascia, Rear, TSI (AFM)
3	6503 106	4							RETAINER, Push In Type M6.3 Hole
4									BRACKET, Rear Bumper
	5525 5338	1							Right
	5525 5339	1							Left
5	5503 1880	1							PLATE, Scuff, Rear Bumper Step
6	5515 5459	1							REINFORCEMENT, Rear Bumper
7									SCREW, (NOT SERVICED) (Not Serviced)
8									ABSORBER, Rear Energy
	5529 5508	1							Laredo (ARN,ADX)
	5525 5128	1							Limited (ARP)
	5529 5508	1							TSI (AFM)
9	5525 4700	AR							PLATE, Fascia, Fascia Stud Repair
-10	6503 871	4							STUD, M12x1.75x65.50

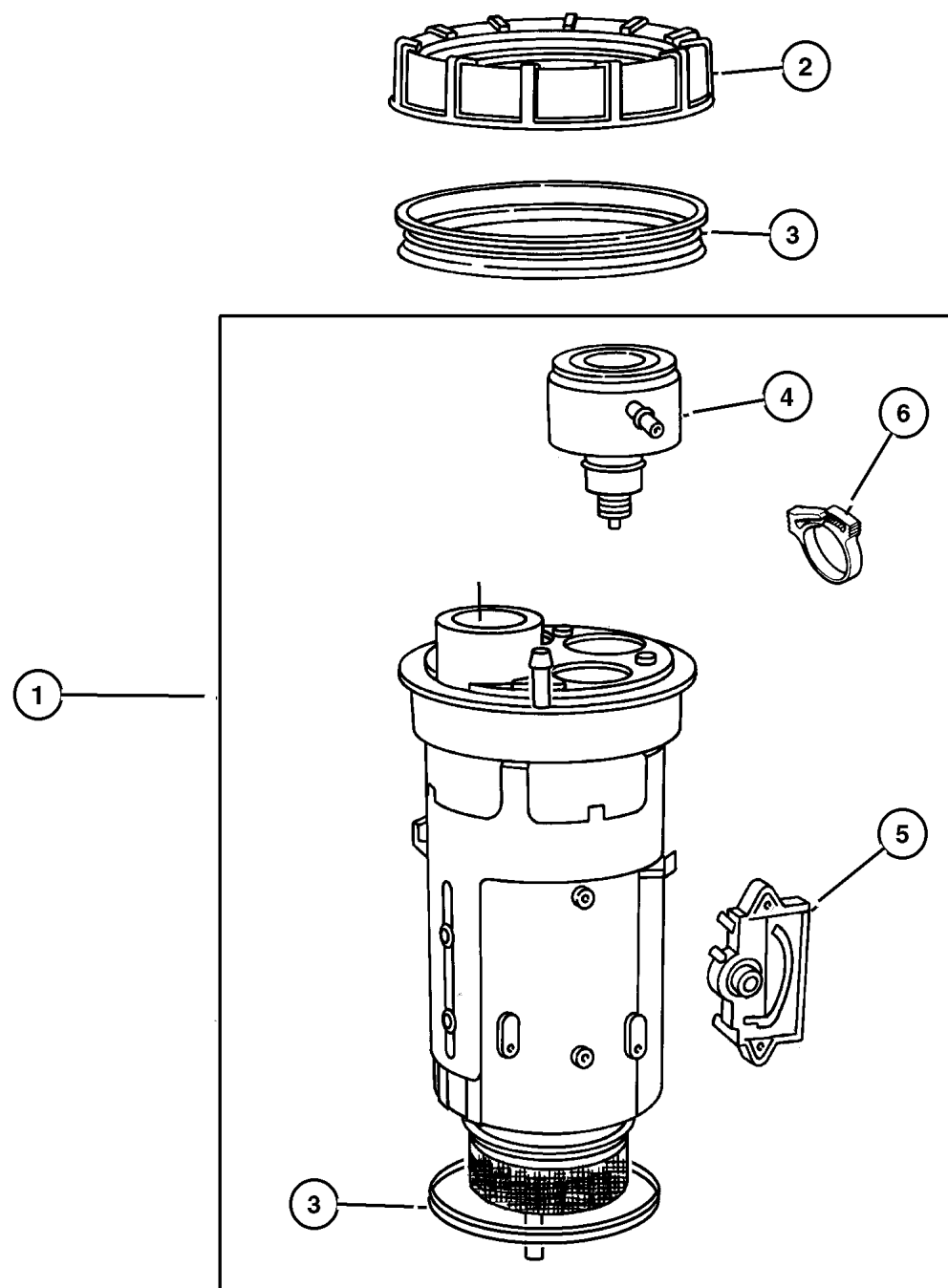
GRAND CHEROKEE (ZJ)

SERIES	LINE	BODY	ENGINE	TRANSMISSION
L = Low Line	J = 4WD T = 2WD	74 = 4 Door	ERH, ER0 = 4.0L Power Tech 6 Cyl. ELF, EL0 = 5.2L V8 MPI EML, EM0 = 5.9L V8 MPI	DGW = 4 Speed Auto. 44RE DGK = 4 Speed Auto. 42RE DGT = 4 Speed Auto. 46RE DG0 = All Speed Auto.

AR = Use as required - = Non illustrated part # = New this model year

July 31, 2002

Fuel Module 4.0L (ERH), 5.2L (ELF), 5.9L (EML) Engine
Figure 014-520



ITEM	PART NUMBER	QTY	LINE	SERIES	BODY	ENGINE	TRANS	TRIM	DESCRIPTION
1	4874 172	1				EL0, EM0, ER0			MODULE PACKAGE, Fuel Tank
2	5200 5389	1				EL0, EM0, ER0			NUT, Fuel Pump Module
3	5201 8808	1				EL0, EM0, ER0			SEAL, Fuel Pump and Level Unit
4	4798 301	1				EL0, EM0, ER0			FILTER, Fuel
5	5010 176AA	1				EL0, EM0, ER0			BOARD PACKAGE, Fuel Level Circuit
6	4625 797	1				EL0, EM0, ER0			CLIP, Connector

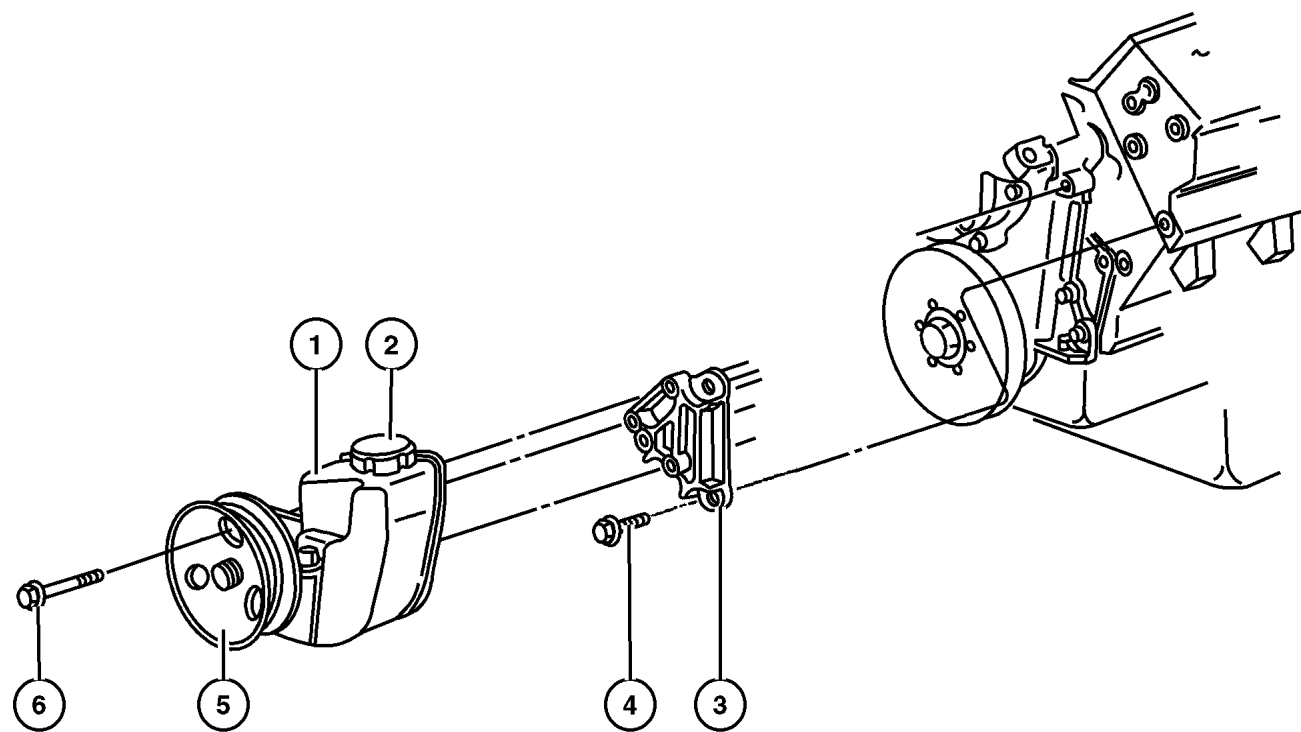
GRAND CHEROKEE (ZJ)

SERIES	LINE	BODY	ENGINE	TRANSMISSION
L = Low Line	J = 4WD T = 2WD	74 = 4 Door	ERH, ER0 = 4.0L Power Tech 6 Cyl. ELF, EL0 = 5.2L V8 MPI EML, EM0 = 5.9L V8 MPI	DGW = 4 Speed Auto. 44RE DGK = 4 Speed Auto. 42RE DGT = 4 Speed Auto. 46RE DG0 = All Speed Auto.

AR = Use as required - = Non illustrated part # = New this model year

July 31, 2002

**Pump,Power Steering,and Mounting
Figure 019-510**



ITEM	PART NUMBER	QTY	LINE	SERIES	BODY	ENGINE	TRANS	TRIM	DESCRIPTION
1	5208 8139	1				EL0, EM0,			PUMP, Power Steering
2	4897 287AA	1				ER0 EL0, EM0,			CAP, Power Steering Reservoir
3	5301 0256	1				ER0 EL0, EM0			BRACKET, Power Steering Pump
4									SCREW AND WASHER, Hex Head, .375-16x1.00, Quantity 5, (NOT SERVICED) (Not Serviced)
5	5301 0258	1				ER0			PULLEY, Power Steering Pump
	5301 1017	1				EL0, EM0			
6									SCREW AND WASHER, Hex Head, .312-18x.75, Quantity 3, (NOT SERVICED) (Not Serviced)

GRAND CHEROKEE (ZJ)

SERIES	LINE	BODY	ENGINE	TRANSMISSION
L = Low Line	J = 4WD T = 2WD	74 = 4 Door	ERH, ER0 = 4.0L Power Tech 6 Cyl. ELF, EL0 = 5.2L V8 MPI EML, EM0 = 5.9L V8 MPI	DGW = 4 Speed Auto. 44RE DGK = 4 Speed Auto. 42RE DGT = 4 Speed Auto. 46RE DG0 = All Speed Auto.

AR = Use as required - = Non illustrated part # = New this model year

July 31, 2002

CLICK HERE TO **DOWNLOAD** THE COMPLETE MANUAL

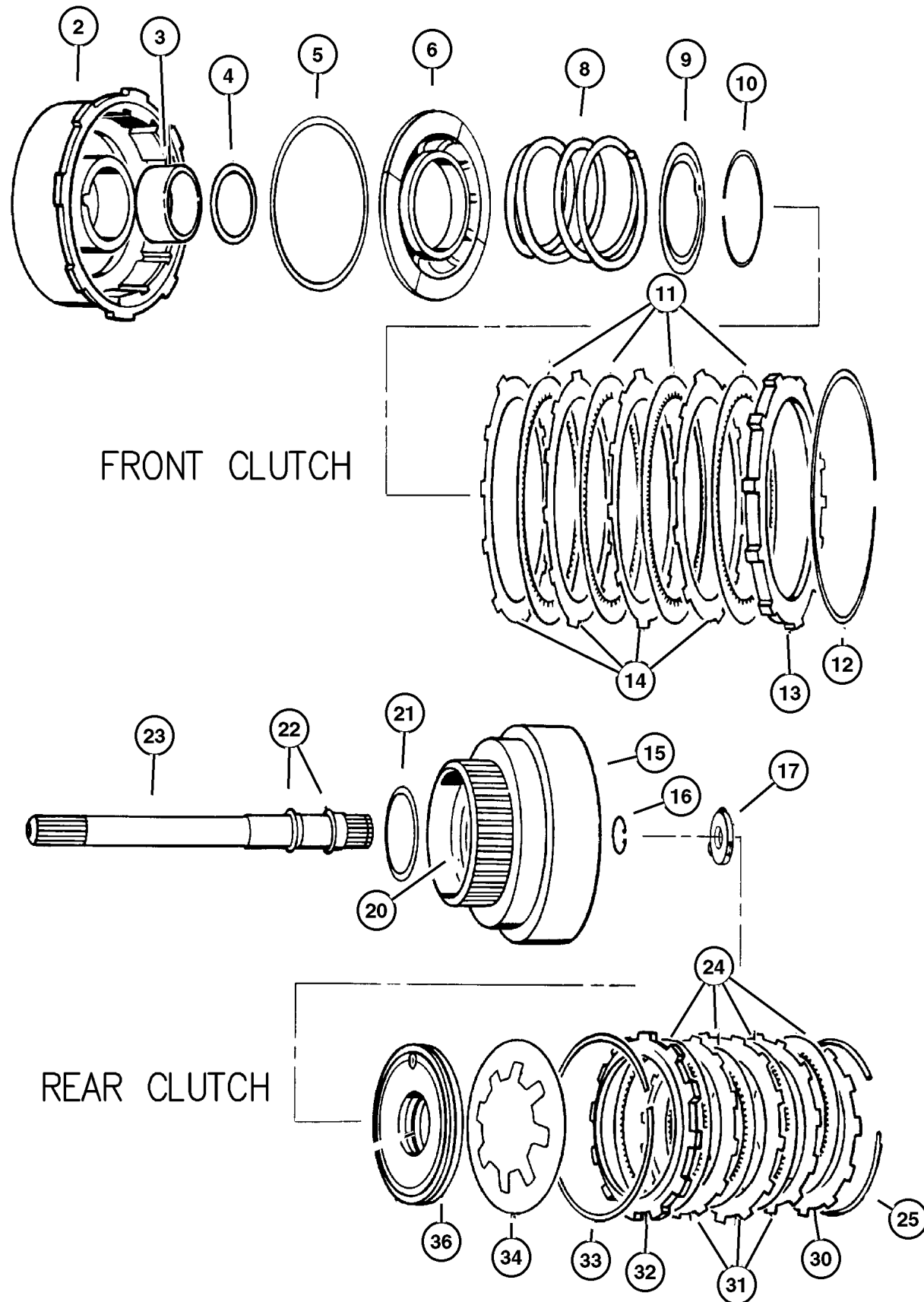
- Thank you very much for reading the preview of the manual.
- You can download the complete manual from: www.heydownloads.com by clicking the link below



- Please note: If there is no response to CLICKING the link, please download this PDF first and then click on it.

CLICK HERE TO **DOWNLOAD** THE COMPLETE MANUAL

**Clutch, Front And Rear With Gear Train 42RE (DGK)
Figure 42RE-410**



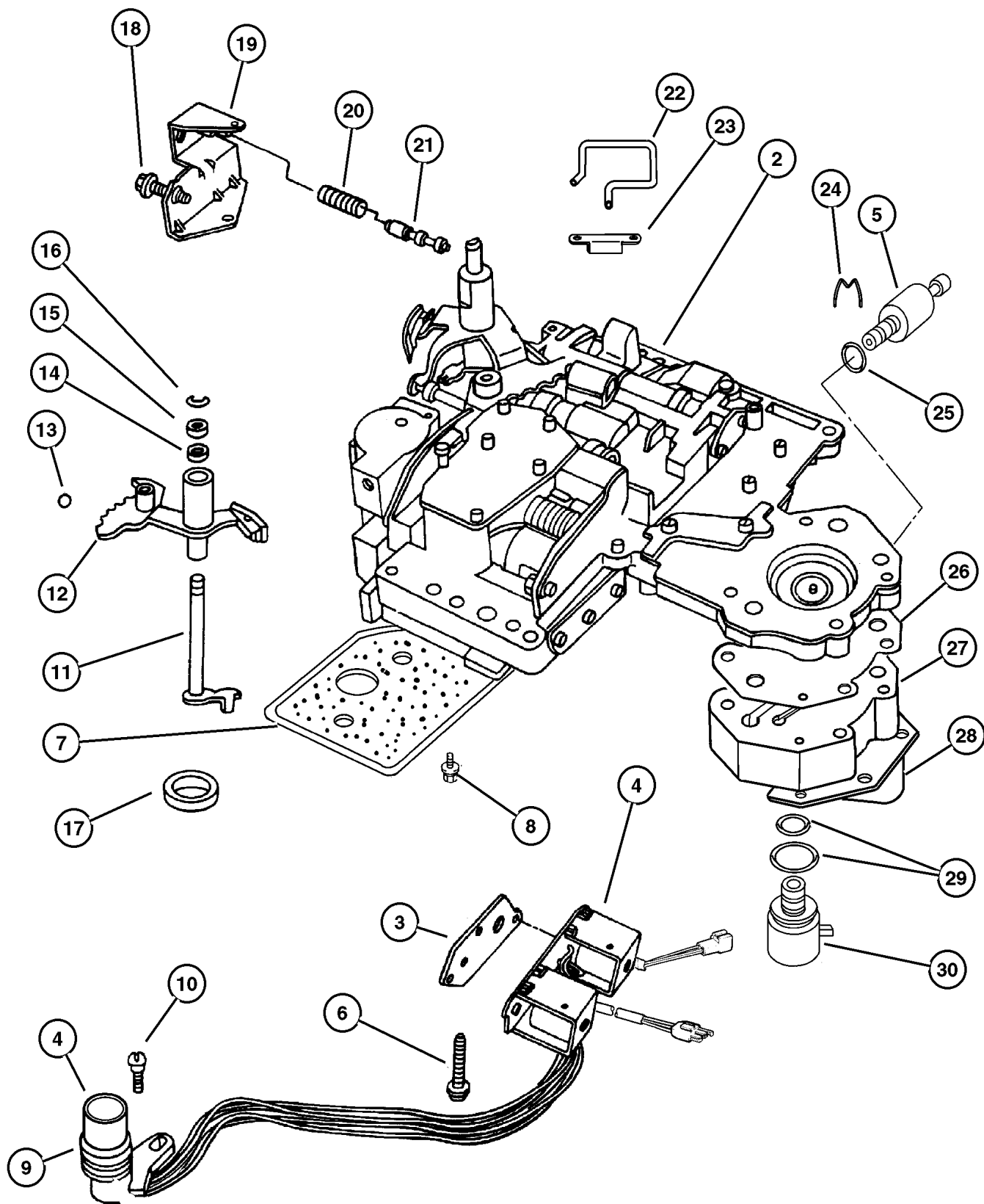
ITEM	PART NUMBER	QTY	LINE	SERIES	BODY	ENGINE	TRANS	TRIM	DESCRIPTION
						ER0	DGK		Frnt. Clutch Pressure
14		1	J						PLATE, Clutch Separator
	#1942 403AB	4	T			ER0	DGK		
		4	J			ER0	DGK		
15									RETAINER, Transmission Rear
	4505 199	1	T			ER0	DGK		Clutch
		1	J			ER0	DGK		Rear Clutch
16									SNAP RING, .890625
	6022 859	1	T			ER0	DGK		Input Shaft 57/64", .059" Thk.
		1	J			ER0	DGK		Input Shaft 57/64", .059" Thk.
17									THRUST WASHER, Output Shaft, Gray .052
	4505 185	1	T			ER0	DGK		Grey
		1	J			ER0	DGK		Grey
-18									THRUST WASHER, Output Shaft, Red .068
	4505 186	1	T			ER0	DGK		
		1	J			ER0	DGK		
-19									THRUST WASHER, Output Shaft, Green .083
	4505 187	1	T			ER0	DGK		
		1	J			ER0	DGK		
20									SEAL, Rear Clutch Retainer
	4617 063	1	T			ER0	DGK		
		1	J			ER0	DGK		
21									THRUST WASHER, Front Clutch
	4617 786	1	T			ER0	DGK		
		1	J			ER0	DGK		
22									SEAL, Input Shaft
	1401 221	1	T			ER0	DGK		
		1	J			ER0	DGK		
23									INPUT SHAFT, Transmission
	4505 189	1	T			ER0	DGK		Input
		1	J			ER0	DGK		Input
24									DISC, Clutch
	4713 880	4	T			ER0	DGK		Rear Clutch
		4	J			ER0	DGK		Rear Clutch
25									SNAP RING
	4130 761	1	T			ER0	DGK		
		1	J			ER0	DGK		
-26									SNAP RING, Rear Clutch, .076

GRAND CHEROKEE (ZJ)
 SERIES LINE BODY ENGINE TRANSMISSION
 L = Low Line J = 4WD 74 = 4 Door ERH, ER0 = 4.0L Power Tech 6 Cyl. DGW = 4 Speed Auto. 44RE
 ELF, EL0 = 5.2L V8 MPI DGK = 4 Speed Auto. 42RE
 EML, EM0 = 5.9L V8 MPI DGT = 4 Speed Auto. 46RE
 DG0 = All Speed Auto.

AR = Use as required - = Non illustrated part # = New this model year

July 31, 2002

Valve Body 42RE (DGK)
Figure 42RE-710



ITEM	PART NUMBER	QTY	LINE	SERIES	BODY	ENGINE	TRANS	TRIM	DESCRIPTION
24									CLIP, Transmission Governor Transducer
	4617 219	1	T			ER0	DGK		Gov. Pressure Transducer Retaining
		1	J			ER0	DGK		Gov. Pressure Transducer Retaining
25									O RING, Pressure Switch
	6034 493	1	T			ER0	DGK		Pressure Sensor, .369 I.D.
		1	J			ER0	DGK		Pressure Sensor, .369 I.D.
26									GASKET, Transmission Solenoid
	4617 216	1	T			ER0	DGK		Gov. Pressure Solenoid Body
		1	J			ER0	DGK		Gov. Pressure Solenoid Body
27									BODY, Governor, (Serviced in
									Assy.), (NOT SERVICED) (Not Serviced)
28									RETAINER, Transmission Governor Solenoid
	4617 211	1	T			ER0	DGK		Gov. Pressure Solenoid
		1	J			ER0	DGK		Gov. Pressure Solenoid
29									O RING PACKAGE, Valve Body, Transmission
	4723 549	1	J			ER0	DGK		Solenoid, .494 I.D., .873 I.D. ***
		1	T			ER0	DGK		Solenoid, .494 I.D., .873 I.D. ***
30									SOLENOID, Transmission Governor
	4617 210	1	T			ER0	DGK		Trans. Governor Pressure, 2 Prong Connector
		1	J			ER0	DGK		Trans. Governor Pressure, 2 Prong Connector
-31									SCREEN, Transmission Regulator Valve
	3878 313	1	T			ER0	DGK		Regulator Valve
		1	J			ER0	DGK		Regulator Valve
-32									SPRING, Limit Valve
	4348 907	1	T			ER0	DGK		Limit Valve
		1	J			ER0	DGK		Limit Valve

GRAND CHEROKEE (ZJ)


SERIES	LINE	BODY	ENGINE	TRANSMISSION
L = Low Line	J = 4WD T = 2WD	74 = 4 Door	ERH, ER0 = 4.0L Power Tech 6 Cyl. ELF, EL0 = 5.2L V8 MPI EML, EM0 = 5.9L V8 MPI	DGW = 4 Speed Auto. 44RE DGK = 4 Speed Auto. 42RE DGT = 4 Speed Auto. 46RE DG0 = All Speed Auto.

AR = Use as required - = Non illustrated part # = New this model year

July 31, 2002

**Transmission
Figure 44RE-110**

ITEM	PART NUMBER	QTY	LINE	SERIES	BODY	ENGINE	TRANS	TRIM	DESCRIPTION
1									TRANSMISSION PACKAGE
	#5003 190AA	1	J			EL0	DGW		52119522 (Package Contains 52119522 Transmission, K4736599 Converter, K1949765 Screw)
	#5003 190AC	1	J			EL0	DGW		52119522AC (Package Contains 52119522AC Transmission, K4736599 Converter, K1949765 Screw)
	#5003 191AA	1	T			EL0	DGW		52119802AA(Package Contains 52119802AA Transmission, K4736599 Converter, K1949765 Screws.
-2									OVERDRIVE
	5211 8155	1	J			EL0	DGW		52119522
		1	J			EL0	DGW		52119522AC
	5211 8151	1	T			EL0	DGW		52119802AA



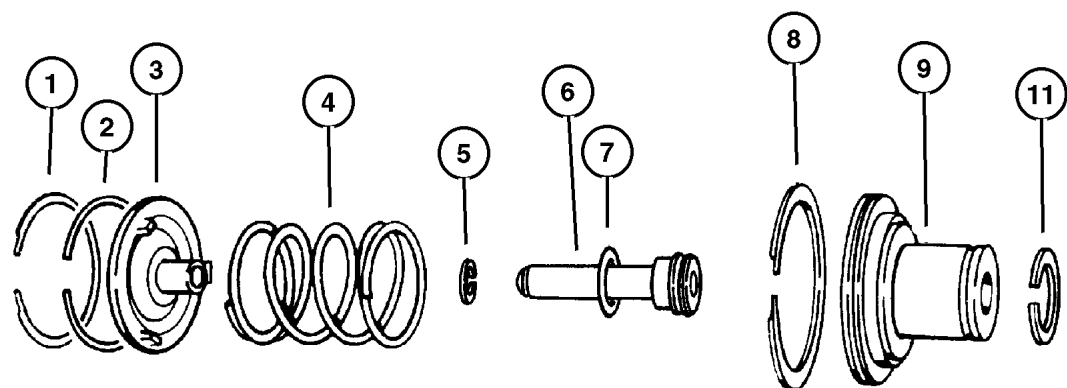
GRAND CHEROKEE (ZJ)

SERIES	LINE	BODY	ENGINE	TRANSMISSION
L = Low Line	J = 4WD T = 2WD	74 = 4 Door	ERH, ER0 = 4.0L Power Tech 6 Cyl. ELF, EL0 = 5.2L V8 MPI EML, EM0 = 5.9L V8 MPI	DGW = 4 Speed Auto. 44RE DGK = 4 Speed Auto. 42RE DGT = 4 Speed Auto. 46RE DG0 = All Speed Auto.

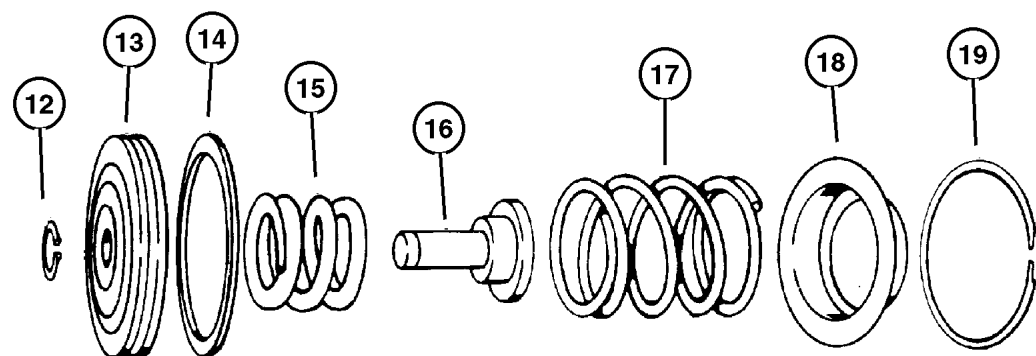
AR = Use as required - = Non illustrated part # = New this model year

July 31, 2002

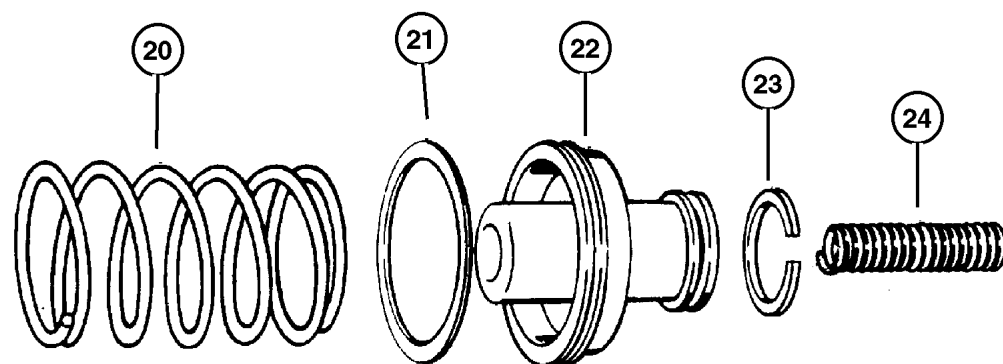
Servos 44RE (DGW)
Figure 44RE-720



KICKDOWN SERVO



LOW AND REVERSE SERVO



ACCUMULATOR PISTON AND SPRING

ITEM	PART NUMBER	QTY	LINE	SERIES	BODY	ENGINE	TRANS	TRIM	DESCRIPTION
1	6028 863	1	J			EL0	DGW		SNAP RING, Kickdown, 2.377
		1	J			EL0	DGW		52119522
		1	T			EL0	DGW		52119522 AC
2	4295 966	1	J			EL0	DGW		SEAL, Servo Guide
		1	J			EL0	DGW		52119522
		1	T			EL0	DGW		52119522 AC
3	3410 332	1	J			EL0	DGW		GUIDE, Kickdown Servo
		1	J			EL0	DGW		52119522
		1	T			EL0	DGW		52119522 AC
4	4531 119	1	J			EL0	DGW		SPRING, Kickdown Servo Piston
		1	J			EL0	DGW		52119522
		1	T			EL0	DGW		52119522 AC
5	6031 392	1	J			EL0	DGW		SNAP RING, Brake Master Cylinder
		1	J			EL0	DGW		52119522
		1	T			EL0	DGW		52119522AC
6	4058 780	1	J			EL0	DGW		ROD, Kickdown Servo Piston
		1	J			EL0	DGW		52119522
		1	T			EL0	DGW		52119522 AC
7	6028 864	1	J			EL0	DGW		O RING, Kick Down Servo
		1	J			EL0	DGW		52119522
		1	T			EL0	DGW		52119522 AC
8	4295 966	1	J			EL0	DGW		SEAL, Servo Guide
		1	J			EL0	DGW		52119522
		1	T			EL0	DGW		52119522 AC
9	4058 777	1	J			EL0	DGW		PISTON, Kickdown Servo
		1	J			EL0	DGW		52119522
		1	T			EL0	DGW		52119522 AC
-10	6028 864	1	J			EL0	DGW		O RING, Kick Down Servo
		1	J			EL0	DGW		52119522
		1	T			EL0	DGW		52119522 AC
11	3743 033	1	J			EL0	DGW		SEAL, Kickdown Servo
						EL0	DGW		52119522

GRAND CHEROKEE (ZJ)

SERIES	LINE	BODY	ENGINE	TRANSMISSION
L = Low Line	J = 4WD T = 2WD	74 = 4 Door	ERH, ER0 = 4.0L Power Tech 6 Cyl. ELF, EL0 = 5.2L V8 MPI EML, EM0 = 5.9L V8 MPI	DGW = 4 Speed Auto. 44RE DGK = 4 Speed Auto. 42RE DGT = 4 Speed Auto. 46RE DG0 = All Speed Auto.

AR = Use as required - = Non illustrated part # = New this model year

July 31, 2002

Group – 46RE

Automatic Transmission 4 Speed

GROUP 46RE - Automatic Transmission 4 Speed

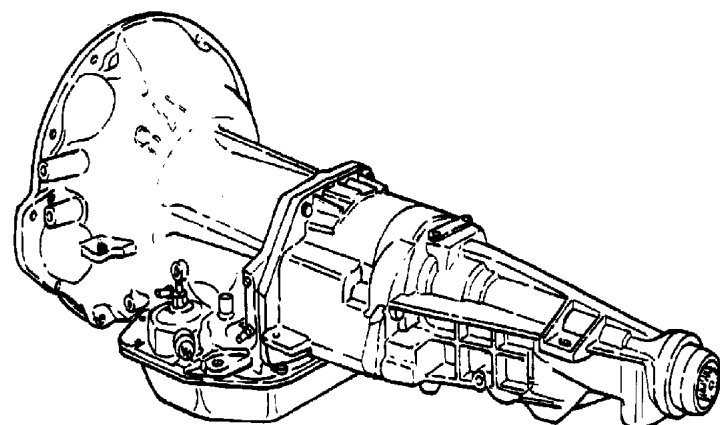


Illustration Title

Group-Fig. No.

Transmission Assembly

Transmission 46RE DGT Fig. 46RE-110

Case and Extension

Case and Related Parts 46RE DGT Fig. 46RE-210

Adapter 46RE DGT Fig. 46RE-220

Oil Pump

Pump, Oil with Reaction Shaft Fig. 46RE-310

Gear Train

Clutch, Front and Rear with Gear Train 46RE DGT Fig. 46RE-410

Gear Train and Intermediate Shaft 46RE DGT Fig. 46RE-420

Output Shaft 46RE DGT Fig. 46RE-430

Bands, Reverse and Kickdown

Bands, Reverse and Kickdown with Linkage 46RE DGT Fig. 46RE-510

Valve Body

Valve Body 46RE DGT Fig. 46RE-710

Servos, Accumulator Piston and Spring 46RE DGT Fig. 46RE-720

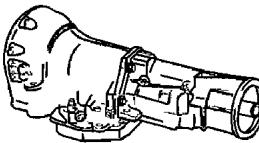
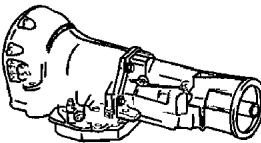


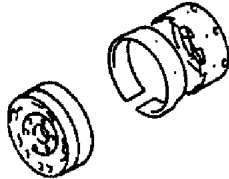

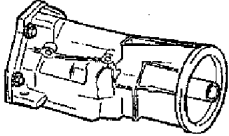
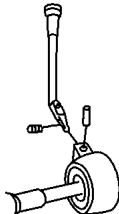
Parking Sprag 46RE DGT Fig. 46RE-730

Overdrive Gear Train

Clutch, Overdrive with Gear Train 46RE DGT Fig. 46RE-1010

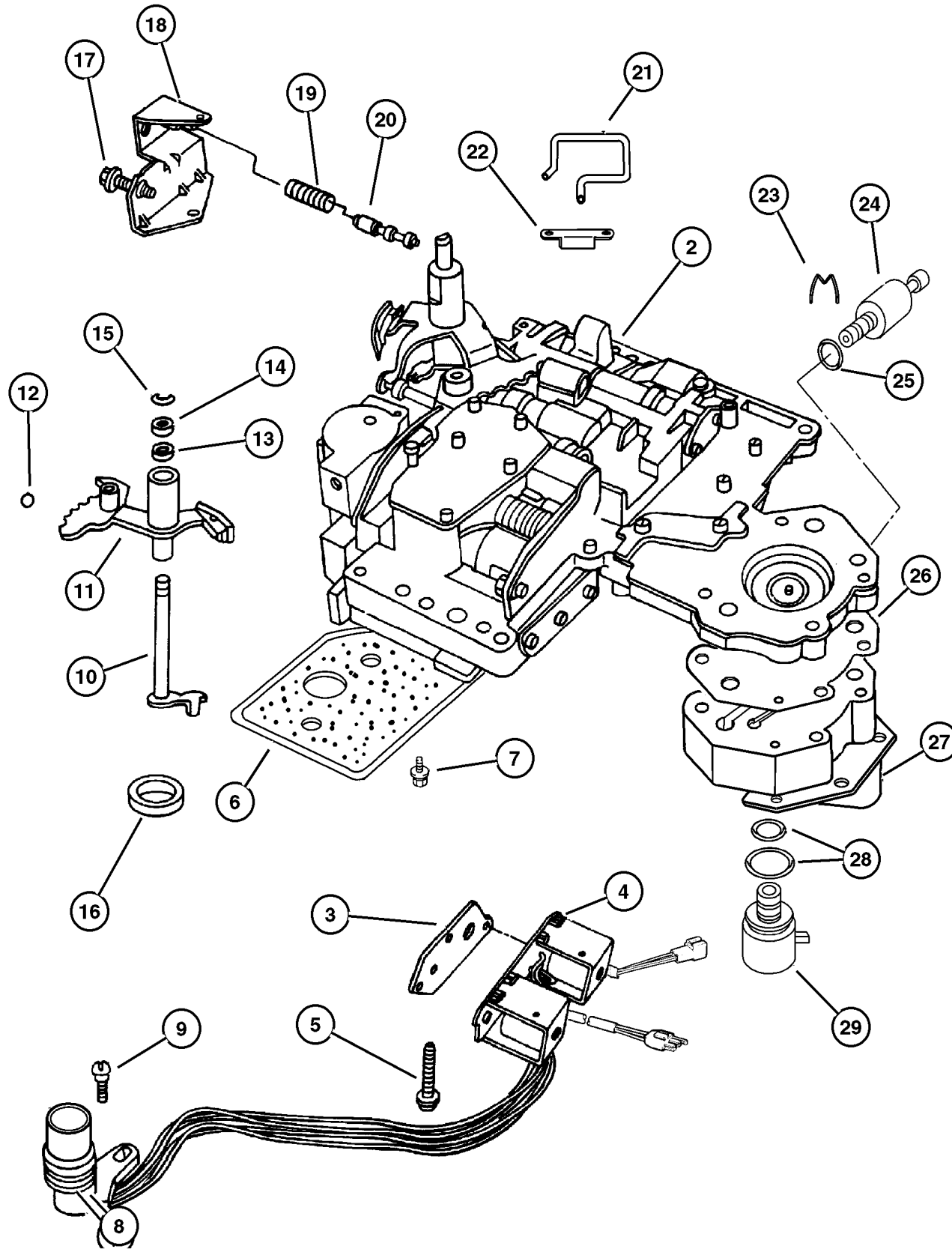
Gearshift Controls

Controls, Gearshift, Floor Mounted, Automatic Transmission, 4 Speed, 46RE Fig. 46RE-1210

<p>46RE-100 Transmission Assembly</p> 	<p>46RE-200 Case and Extension</p> 	<p>46RE-300 Oil Pump</p> 	<p>46RE-400 Gear Train</p> 
<p>46RE-500 Bands, Reverse and Kickdown</p> 	<p>46RE-700 Valve Body</p> 	<p>46RE-1000 Overdrive Gear Train</p> 	<p>46RE-1200 Gearshift Controls</p> 

Valve Body 46RE DGT
Figure 46RE-710

ITEM	PART NUMBER	QTY	LINE	SERIES	BODY	ENGINE	TRANS	TRIM	DESCRIPTION
-1	4863 892	1	J			EM0	DGT		SEAL AND GASKET PACKAGE, Valve Body and Servo
2	5211 8793	1	J			EM0	DGT		VALVE BODY ASSEMBLY, with Lock-up Valve
3	4886 333AA	1	J			EM0	DGT		GASKET PACKAGE, Transmission Solenoid
4	4798 221	1	J			EM0	DGT		SOLENOID, Transmission Overdrive
5	0181 071	3	J			EM0	DGT		BOLT, Valve Body, .25-20x1.75
6	#5211 8789	1	J			EM0	DGT		FILTER, Valve Body
7	6033 826	3	J			EM0	DGT		SCREW AND WASHER, Oil Filter Mounting, Fillester Head .190-24x2.500
8	6034 748	2	J			EM0	DGT		O RING, Solenoid Wiring, Transmission
9	6033 985	1	J			EM0	DGT		SCREW, Tapping, .19-24x.75
10	3681 227	1	J			EM0	DGT		LEVER, Throttle Valve
11	4617 439	1	J			EM0	DGT		LEVER, Manual Valve, with Insulator
12	0147 488	1	J			EM0	DGT		BALL, Manual Lever Detent, .343 Diameter
13	2466 548	1	J			EM0	DGT		SEAL, Valve Lever Shift, 5/8" O.D.
14	2538 062	1	J			EM0	DGT		WASHER, Manual Valve Lever
15	6035 208	1	J			EM0	DGT		SNAP RING
16	4505 098	1	J			EM0	DGT		SEAL, Manual Shift Valve, 1.25 OD
17	6030 609	1	J			EM0	DGT		SCREW, Cap Head Lock, .312-24x1.25
18	4617 010	1	J			EM0	DGT		BRACKET, Valve Body Switch
19	4130 492	1	J			EM0	DGT		SPRING, Switch Valve
20	4505 036	1	J			EM0	DGT		VALVE, Trans Lockup Switch
21	4617 008	1	J			EM0	DGT		TUBE, Boost Valve
22	5211 7958	1	J			EM0	DGT		RETAINER, Boost Valve Oil Supply Tube
23	4617 219	1	J			EM0	DGT		CLIP, Transmission Governor Transducer
24	5602 7720	1	J			EM0	DGT		TRANSDUCER, Pressure Sensor, 4 Prong Connector
25	6034 493	1	J			EM0	DGT		O RING, Pressure Switch, .369 I.D.
26	4617 216	1	J			EM0	DGT		GASKET, Transmission Solenoid
27	4617 211	1	J			EM0	DGT		RETAINER, Transmission Governor Solenoid
28	4723 549	1	J			EM0	DGT		O RING PACKAGE, Valve Body, Transmission, .494 I.D./.873 I.D.
29	4617 210	1	J			EM0	DGT		SOLENOID, Transmission Governor, 2 Prong Connector



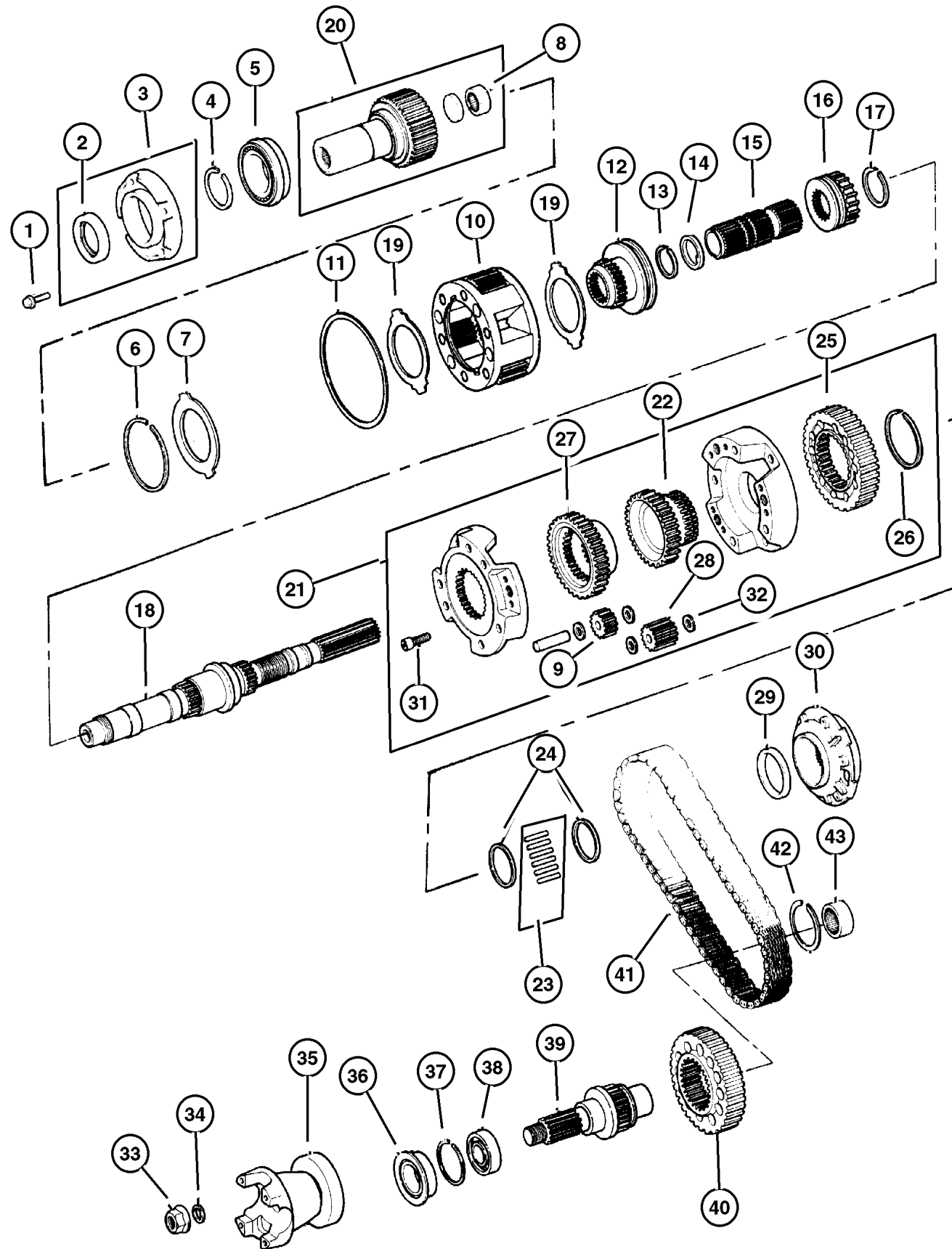
GRAND CHEROKEE (ZJ)

SERIES	LINE	BODY	ENGINE	TRANSMISSION
L = Low Line	J = 4WD T = 2WD	74 = 4 Door	ERH, ER0 = 4.0L Power Tech 6 Cyl. ELF, EL0 = 5.2L V8 MPI EML, EM0 = 5.9L V8 MPI	DGW = 4 Speed Auto. 44RE DGK = 4 Speed Auto. 42RE DGT = 4 Speed Auto. 46RE DG0 = All Speed Auto.

AR = Use as required - = Non illustrated part # = New this model year

July 31, 2002

**Gear Train 242(DHP)
Figure 242-410**



ITEM	PART NUMBER	QTY	LINE	SERIES	BODY	ENGINE	TRANS	TRIM	DESCRIPTION
1	6500 318	4	J			ER0	DG0		BOLT
2	4167 929	1	J			ER0	DG0		SEAL, Input Gear
3	4338 973	1	J			ER0	DG0		RETAINER
4	3821 558	1	J			ER0	DG0		SNAP RING
5	4746 155	1	J			ER0	DG0		BEARING, Input Gear
6	4338 910	1	J			ER0	DG0		SNAP RING
7	4338 909	1	J			ER0	DG0		RING
8	8350 3507	1	J			ER0	DG0		BEARING, Input Shaft
9	8350 4170	3	J			ER0	DG0		GEAR, Planetary, Narrow (Also serviced in item#21)
10	4796 903	1	J			ER0	DG0		PLANETARY, Transfer Case
11	4219 065	1	J			ER0	DG0		SNAP RING, Annulus Gear
12	4798 279	1	J			ER0	DG0		SLEEVE, Shift Range
13	8350 3540	1	J			ER0	DG0		SNAP RING
14	8350 3539	1	J			ER0	DG0		WASHER, Intermediate Sleeve
15	4798 277	1	J			ER0	DG0		SHAFT, Intermediate
16	8350 3542	1	J			ER0	DG0		SLEEVE, Mode Synchronizer
17	8350 3537	1	J			ER0	DG0		SNAP RING
18	4798 145	1	J			ER0	DG0		MAINSHAFT, Transfer Case
19	4338 908	2	J			ER0	DG0		THRUST WASHER, Planetary Carrier
20	4798 126	1	J			ER0	DG0		GEAR, Input
21	8350 3529	1	J			ER0	DG0		CARRIER, Differential
22	8350 3530	1	J			ER0	DG0		SPROCKET, Transfer Case
23	8350 3543	1	J			ER0	DG0		BEARING PACKAGE, Transfer Case
24	8350 3533	2	J			ER0	DG0		SPACER, Sprocket
25	8350 3531	1	J			ER0	DG0		SPROCKET, Transfer Case
26	8350 3532	1	J			ER0	DG0		SNAP RING, Retaining
27	8350 3536	1	J			ER0	DG0		SPROCKET, Differential
28	8350 4169	3	J			ER0	DG0		GEAR, Planetary, Wide
29	4210 603	1	J			ER0	DG0		SEAL, Main Shaft
30	4338 936	1	J			ER0	DG0		PUMP, Transfer Case Oil
31	3820 898	3	J			ER0	DG0		SCREW, Also serviced in item# 21
32	8350 4168	12	J			ER0	DG0		WASHER, Differential Gear, Also serviced in item# 21
33	4167 924	1	J			ER0	DG0		NUT, Transfer Case Yoke
34	4210 973	1	J			ER0	DG0		WASHER, Transfer Case Yoke, Rubber
35	4798 138	1	J			ER0	DG0		YOKE, Transfer Case, Transfer Case Front
36	4798 125	1	J			ER0	DG0		SEAL, Output Shaft
37	0893 31A	1	J			ER0	DG0		SNAP RING, Snap Bearing Front

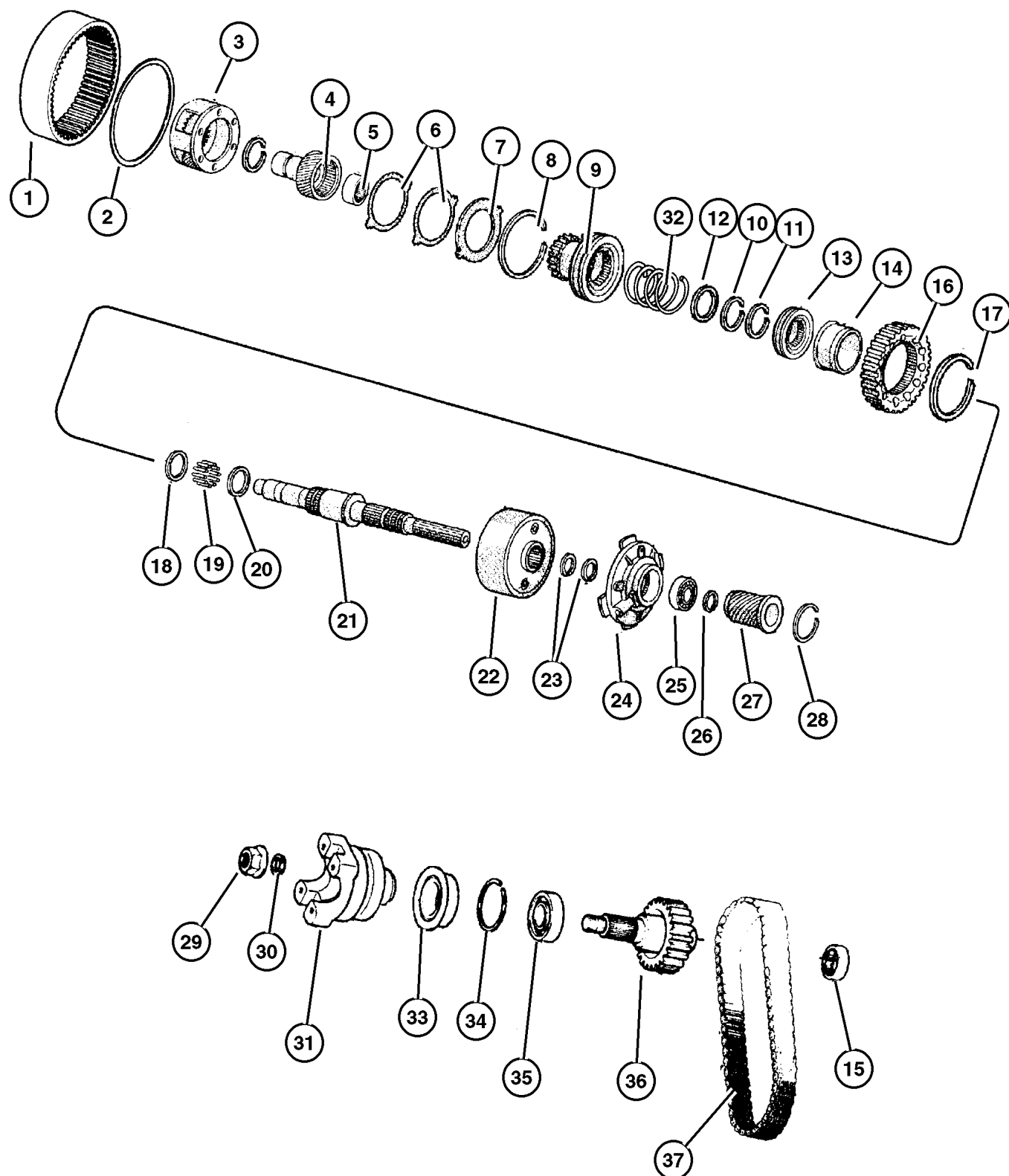
GRAND CHEROKEE (ZJ)

SERIES	LINE	BODY	ENGINE	TRANSMISSION
L = Low Line	J = 4WD T = 2WD	74 = 4 Door	ERH, ER0 = 4.0L Power Tech 6 Cyl. ELF, EL0 = 5.2L V8 MPI EML, EM0 = 5.9L V8 MPI	DGW = 4 Speed Auto. 44RE DGK = 4 Speed Auto. 42RE DGT = 4 Speed Auto. 46RE DG0 = All Speed Auto.

AR = Use as required - = Non illustrated part # = New this model year

July 31, 2002

**Gear Train 249 (DHR)
Figure 249-410**



ITEM	PART NUMBER	QTY	LINE	SERIES	BODY	ENGINE	TRANS	TRIM	DESCRIPTION
1									CAMS Unknown, GEAR, Annulus (Order Front Case) ***, (NOT SERVICED) (Not Serviced)
2	4219 065	1	J			EL0, ER0	DG0		SNAP RING, Annulus Gear
3	4796 903	1	J			EM0	DG0		PLANETARY, Transfer Case
4	4798 126	1	J			EL0, ER0	DG0		GEAR, Input
5	8350 3507	1	J			EM0	DG0		BEARING, Input Shaft
6	4338 908	1	J			EL0, ER0	DG0		THRUST WASHER, Planetary Carrier
7	4338 909	2	J			EM0	DG0		RING
8	4338 910	1	J			EL0, ER0	DG0		SNAP RING
9	4798 132	AR	J			EM0	DG0		SLEEVE, Shift Range
10	4338 910	1	J			EL0, ER0	DG0		SNAP RING
11		1	J			EM0	DG0		SNAP RING

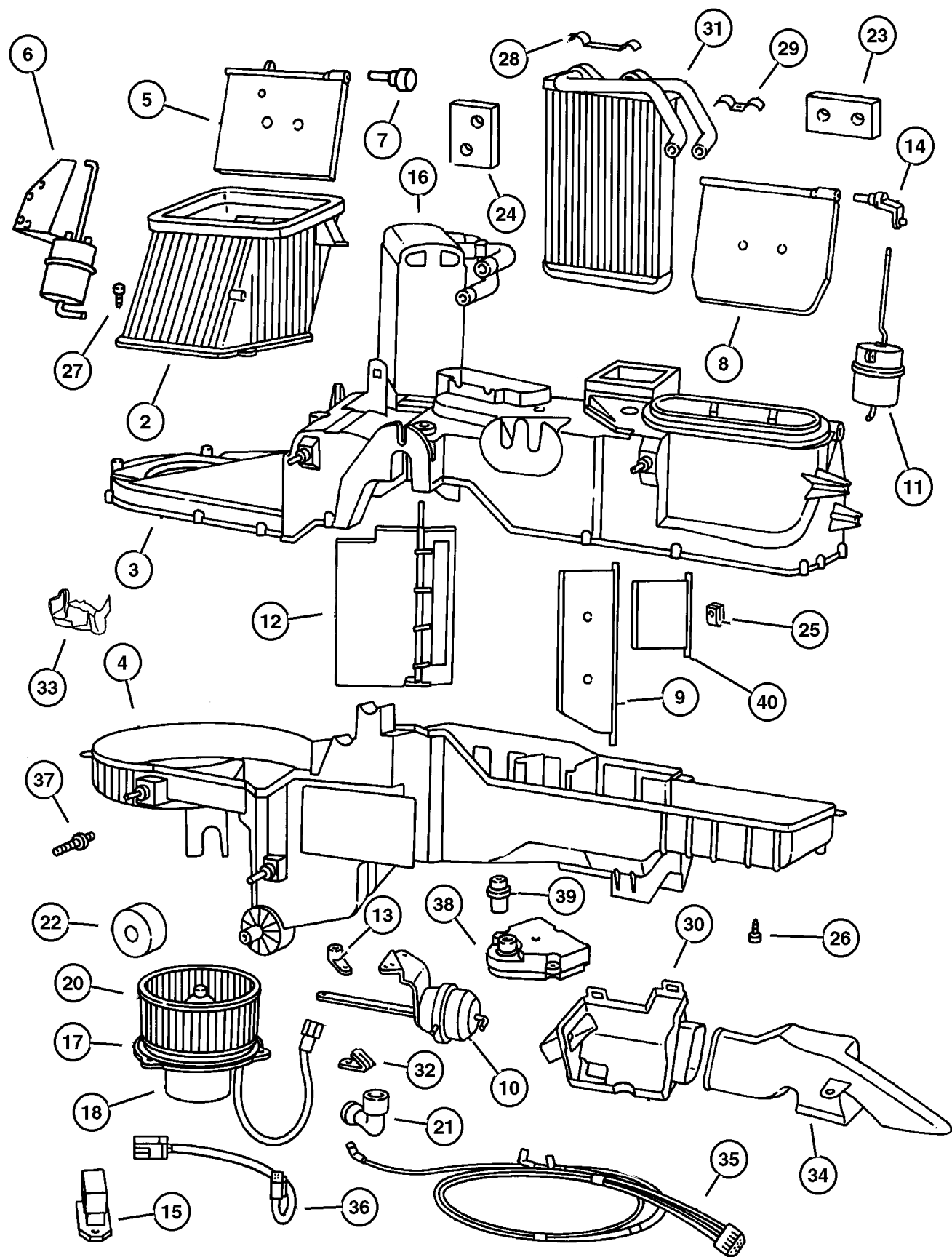
GRAND CHEROKEE (ZJ)

SERIES	LINE	BODY	ENGINE	TRANSMISSION
L = Low Line	J = 4WD T = 2WD	74 = 4 Door	ERH, ER0 = 4.0L Power Tech 6 Cyl. ELF, EL0 = 5.2L V8 MPI EML, EM0 = 5.9L V8 MPI	DGW = 4 Speed Auto. 44RE DGK = 4 Speed Auto. 42RE DGT = 4 Speed Auto. 46RE DG0 = All Speed Auto.

AR = Use as required - = Non illustrated part # = New this model year

July 31, 2002

Air Conditioning Unit Figure 024-160



ITEM	PART NUMBER	QTY	LINE	SERIES	BODY	ENGINE	TRANS	TRIM	DESCRIPTION
-1	5511 6000	1							LABEL, Refrigerant, Refrigerant Charge
2	4886 383AA	1							HOUSING, Air Recirculating
3	4778 422	1							HOUSING, A/C Upper, Upper
4	4778 424	1							HOUSING, A/C Lower, Lower
5	4720 026	1							DOOR, Fresh Air, Fresh Air
6	4886 070AA	1							ACTUATOR, Fresh Air Door, Fresh Air Door
7	4720 029	1							CLIP, Fresh Air Door
8	4720 023	1							DOOR, Vent
9	4778 420	1							DOOR, Floor Defroster Duct
10	4778 426	1							ACTUATOR, Heater, Floor Duct
11	4720 279	1							ACTUATOR, Heater, Vent/Defrost
12	4746 211	1							DOOR, A/C Temperature
13	4720 347	1							LEVER, A/C Floor Door Duct, Floor Duct Door
14	4720 348	1							LEVER, A/C Vent Defrost Door, Vent/Defrost Door
15	4720 278	1							RESISTOR, Blower Motor, Blower Motor
16	#5012 534AA	1							EVAPORATOR PACKAGE, Air Conditioning
17	4720 039	1							SEAL, Blower Motor
18	4778 417	4							MOTOR, Blower
-19	4720 007	1							SCREW, Blower Motor
20	4720 009	1							BLOWER
21	5210 066	1							TUBE, A/C Motor Cooling
22	4720 037	1							SEAL, Evaporator Drain
23	4720 033	1							SEAL, Heater Tubes
24	4720 034	1							SEAL, Evaporator Tubes
25	4720 045	1							U-NUT, Implement Mounting
26	4720 533	1							SCREW, Heater Housing
27	4720 534	1							SCREW, Pan Head
28	4720 555	1							CLAMP, Heater Core
29	4720 028	1							CLIP, Heater Core
30	4720 010	1							DUCT, A/C And Heater
31	4720 008	1							CORE, Heater
32	4720 028	1							CLIP, Heater Core
33	4778 415	4							INSULATOR, Air Conditioning
34	4720 560	1							DUCT, Air Outlet
35	4720 350	1							HARNES, A/C And Heater Vacuum, Vacuum
36	4883 172	1							WIRING, Heater and A/C, Wiring

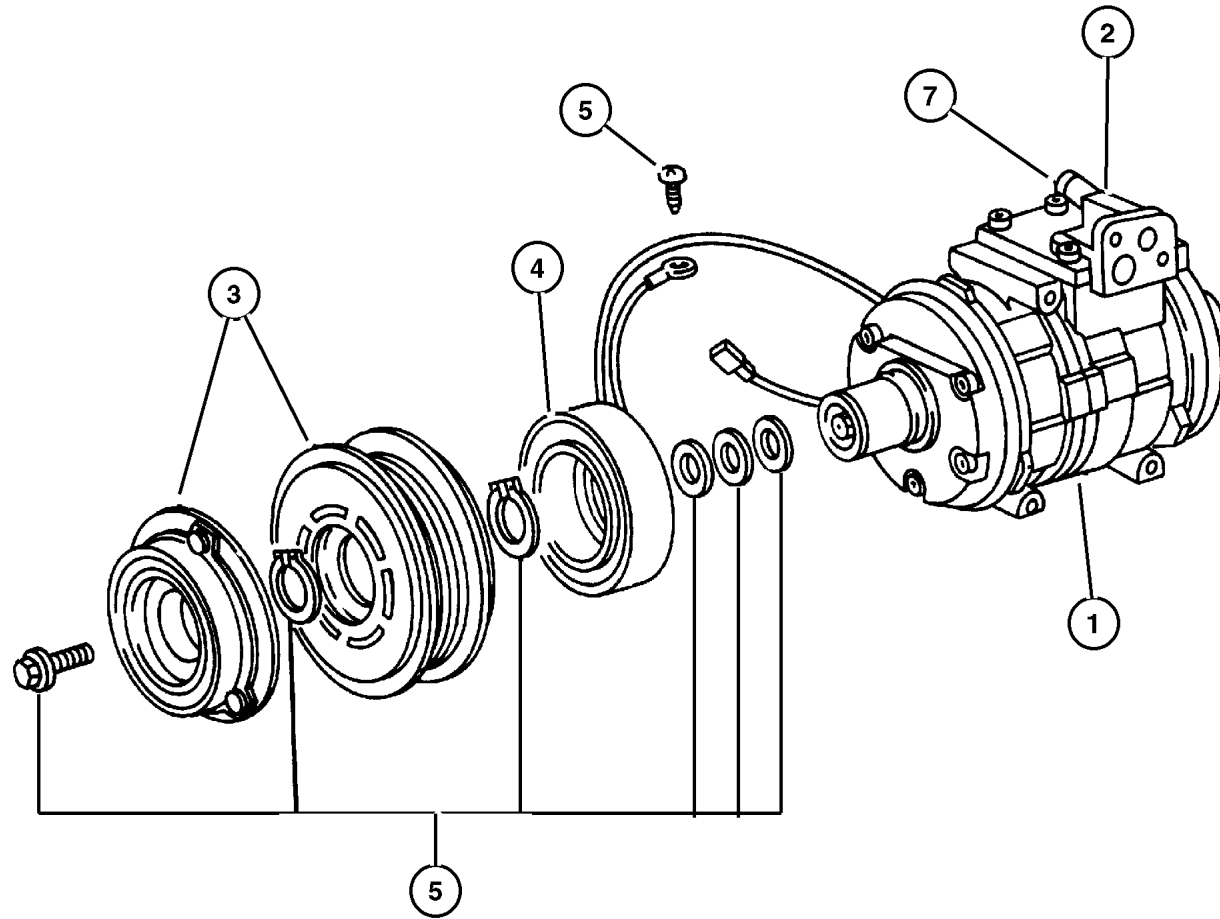
GRAND CHEROKEE (ZJ)

SERIES	LINE	BODY	ENGINE	TRANSMISSION
L = Low Line	J = 4WD T = 2WD	74 = 4 Door	ERH, ER0 = 4.0L Power Tech 6 Cyl. ELF, EL0 = 5.2L V8 MPI EML, EM0 = 5.9L V8 MPI	DGW = 4 Speed Auto. 44RE DGK = 4 Speed Auto. 42RE DGT = 4 Speed Auto. 46RE DG0 = All Speed Auto.

AR = Use as required - = Non illustrated part # = New this model year

July 31, 2002

**Compressor, Air Conditioning
Figure 024-420**



ITEM	PART NUMBER	QTY	LINE	SERIES	BODY	ENGINE	TRANS	TRIM	DESCRIPTION
1									COMPRESSOR, Air Conditioning
	#5511 6190	1				ER0			
	#5511 6188	1				EL0, EM0			
2									MANIFOLD, Compressor
	4761 702	1				ER0			
	4740 682	1				EL0, EM0			
3									PULLEY HUB KIT, A/C Compressor
	4720 834	1				ER0			
	4740 683	1				EL0, EM0			
4									COIL, Air Conditioning Clutch
	#5003 681AA	1				ER0			
		1				EL0, EM0			
5									CLUTCH, A/C Compressor
	4720 835	1				ER0			
		1				EL0, EM0			
-6									SNAP RING KIT, A/C Clutch
	5264 454	1				ER0			
		1				EL0, EM0			
7									VALVE, High Pressure Relief
	4720 848	1				ER0			
		1				EL0, EM0			
-8									O RING, Air Conditioning Compressor, 04740685
	4740 685	1				ER0			
		1				EL0, EM0			

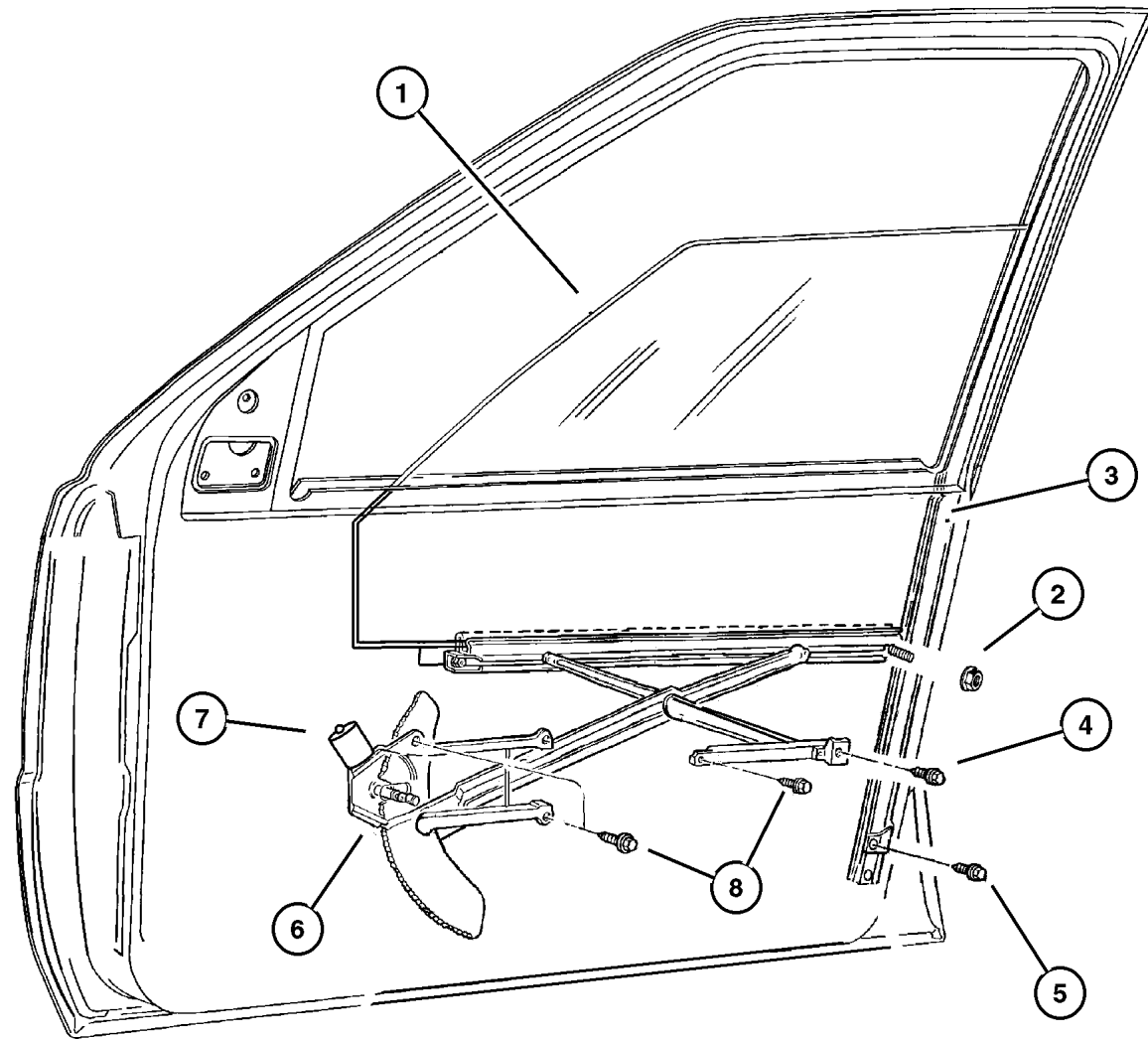
GRAND CHEROKEE (ZJ)

SERIES	LINE	BODY	ENGINE	TRANSMISSION
L = Low Line	J = 4WD T = 2WD	74 = 4 Door	ERH, ER0 = 4.0L Power Tech 6 Cyl. ELF, EL0 = 5.2L V8 MPI EML, EM0 = 5.9L V8 MPI	DGW = 4 Speed Auto. 44RE DGK = 4 Speed Auto. 42RE DGT = 4 Speed Auto. 46RE DG0 = All Speed Auto.

AR = Use as required - = Non illustrated part # = New this model year

July 31, 2002

Door, Front Glass and Regulators
Figure DZJ-120



ITEM	PART NUMBER	QTY	LINE	SERIES	BODY	ENGINE	TRANS	TRIM	DESCRIPTION
1									GLASS, Front Door
	5525 5926	1							Right
	5525 5927	1							Left
2	6502 691	3							NUT, Hex Flange Lock, M6x1
3									CHANNEL, Front Door Glass Lower
	5507 6244	1							w/Weatherstrip, Right
	5507 6245	1							w/Weatherstrip, Left
4									SCREW, (NOT SERVICED) (Not Serviced)
5									SCREW, (NOT SERVICED) (Not Serviced)
6									REGULATOR, Front Door Window
	4798 378AB	1							Right
	4798 379AB	1							Left
7									MOTOR, Window Regulator
	5600 5164	1							Right
	5600 5165	1							Left
8									SCREW, (NOT SERVICED) (Not Serviced)

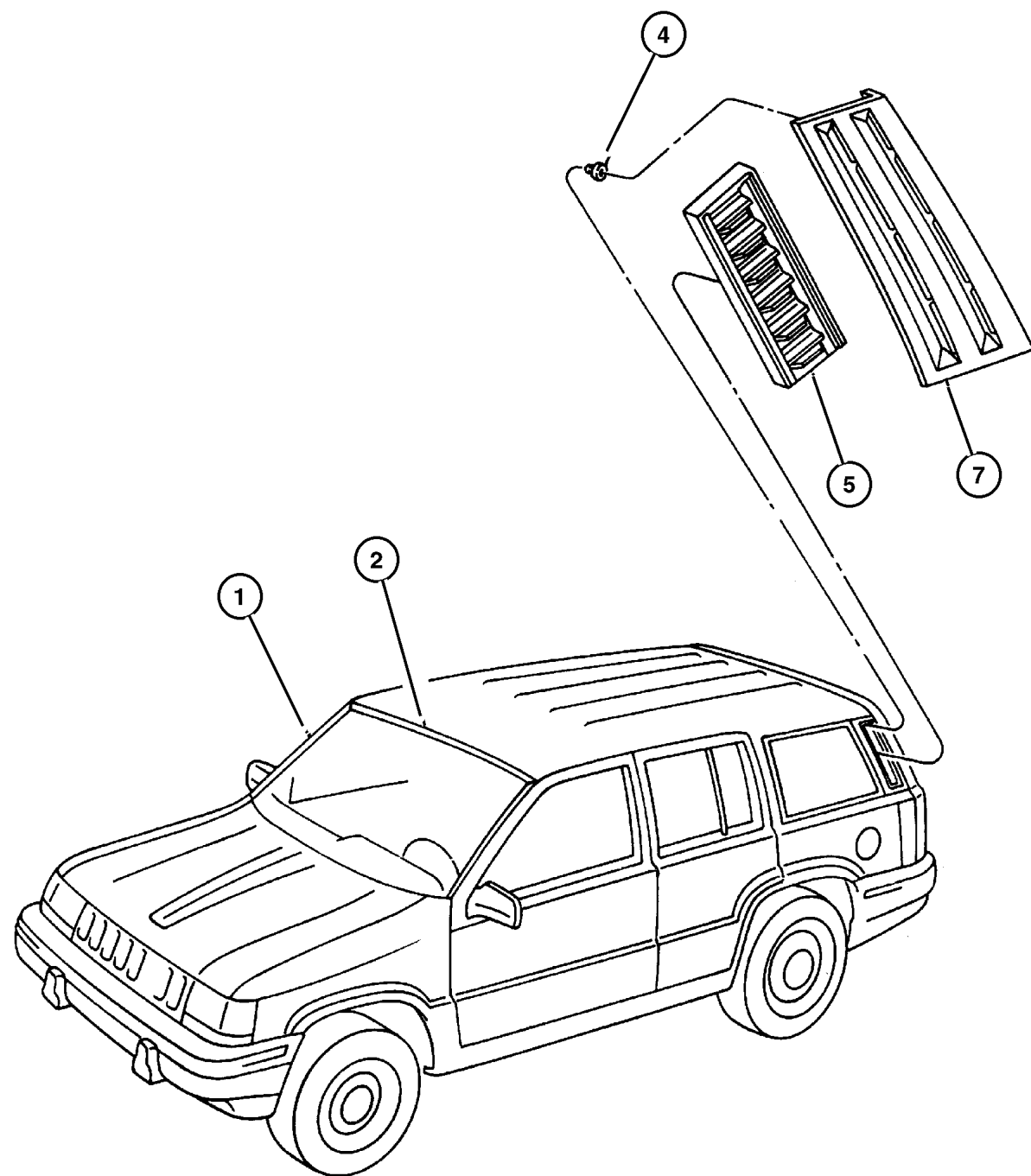
GRAND CHEROKEE (ZJ)

SERIES	LINE	BODY	ENGINE	TRANSMISSION
L = Low Line	J = 4WD T = 2WD	74 = 4 Door	ERH, ER0 = 4.0L Power Tech 6 Cyl. ELF, EL0 = 5.2L V8 MPI EML, EM0 = 5.9L V8 MPI	DGW = 4 Speed Auto. 44RE DGK = 4 Speed Auto. 42RE DGT = 4 Speed Auto. 46RE DG0 = All Speed Auto.

AR = Use as required - = Non illustrated part # = New this model year

July 31, 2002

Moldings, Upper
Figure EZJ-250



ITEM	PART NUMBER	QTY	LINE	SERIES	BODY	ENGINE	TRANS	TRIM	DESCRIPTION
1									MOLDING, Windshield Reveal
	5503 0364	1							Side, Right
	5503 0365	1							Side, Left
2	5513 4847	1							MOLDING, Windshield, Upper
-3	6033 605	8							SCREW, Tapping, .164-18x.437, Windshield Moulding
4	6004 512	6							CLIP, D Pillar Exhauster
5	5503 6049	2							EXHAUSTER, Quarter Panel
-6	5507 4988	2							HOSE, Sunroof Drain
7									APPLIQUE, D Pillar
	5FK7 1SEG	1							Rosewood, Left
	5FK7 2SEG	1							Rosewood, Right
	5FK7 2SFA	1							Driftwood, Right
	5FK7 2SG8	1							Forest Green, Right
	5FK7 2SJ7	1							Moss Green, Right
	5FK7 2SR4	1							Red, Right
	5FK7 2SW1	1							White, Right
	5FK7 2SX8	1							Black, Right
	5FK7 2TS4	1							Deep Slate, Right
	5FK7 2VAW	1							Bright Platinum, Right
	5FK7 1SFA	1							Driftwood, Left
	5FK7 1SG8	1							Forest Green, Left
	5FK7 1SJ7	1							Chargold, Left
	5FK7 1SR4	1							Red, Left
	5FK7 1SW1	1							White, Left
	5FK7 1SX8	1							Black, Left
	5FK7 1VAW	1							Deep Slate, Left
	5FK7 1TS4	1							Bright Platinum, Left

GRAND CHEROKEE (ZJ)

SERIES	LINE	BODY	ENGINE	TRANSMISSION
L = Low Line	J = 4WD T = 2WD	74 = 4 Door	ERH, ER0 = 4.0L Power Tech 6 Cyl. ELF, EL0 = 5.2L V8 MPI EML, EM0 = 5.9L V8 MPI	DGW = 4 Speed Auto. 44RE DGK = 4 Speed Auto. 42RE DGT = 4 Speed Auto. 46RE DG0 = All Speed Auto.

AR = Use as required - = Non illustrated part # = New this model year

July 31, 2002

Interior Trim Panels And Garnish Mouldings Figure IZJ-210

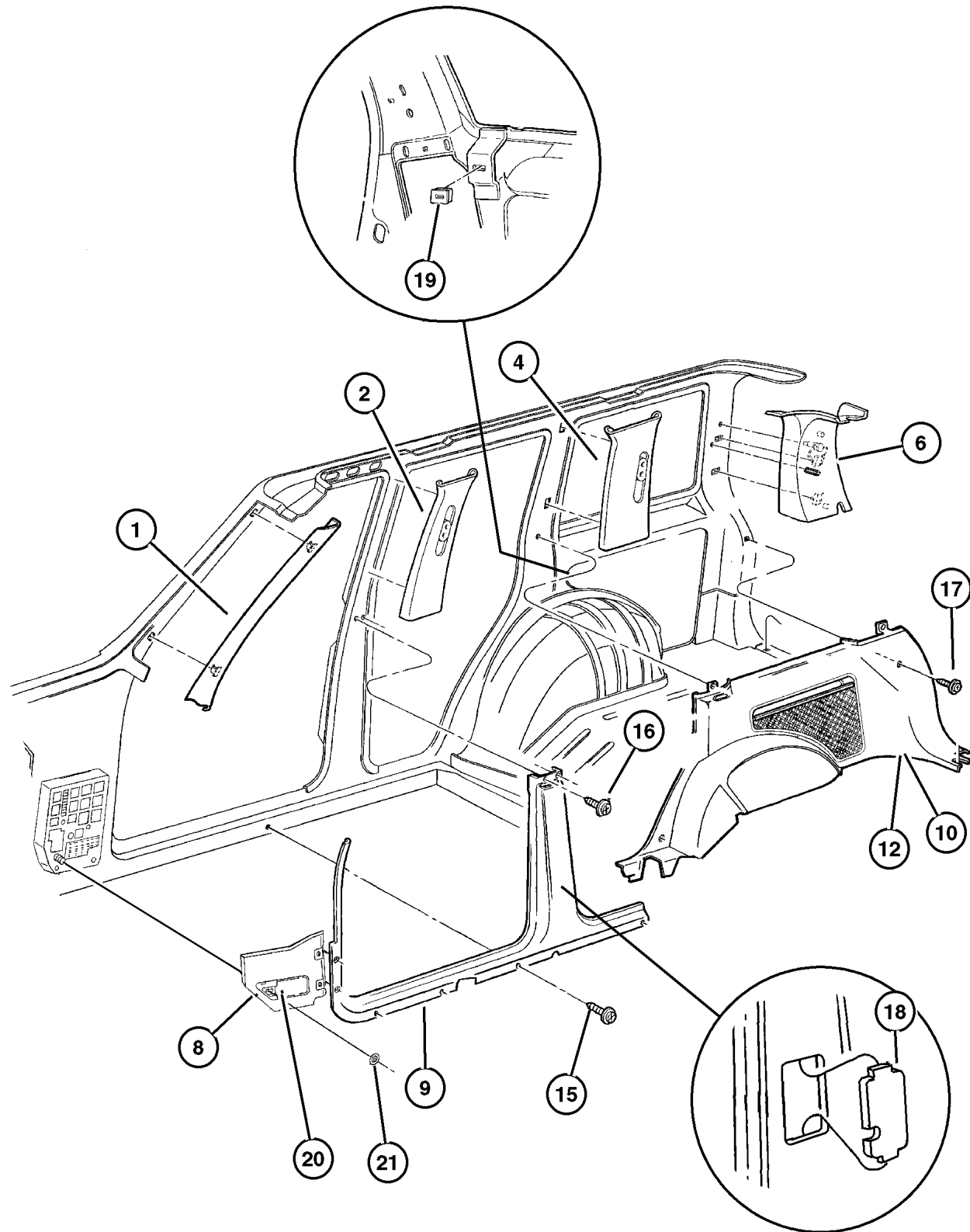
ITEM	PART NUMBER	QTY	LINE	SERIES	BODY	ENGINE	TRANS	TRIM	DESCRIPTION
	QQ31 SAZ	1							[AZ], Right
	QQ31 SC3	1							[C3], Right
	QQ31 ST6	1							[T6], Right
	QQ33 SAZ	1							[AZ], Left
	QQ33 SC3	1							[C3], Left
	QQ33 ST6	1							[T6], Left
9									PANEL, B Pillar Lower Trim
	5FM2 4SAZ	1							[AZ], Right
	5FM2 4SC3	1							[C3], Right
	5FM2 4ST6	1							[T6], Right
	5FM2 5SAZ	1							[AZ], Left
	5FM2 5SC3	1							[C3], Left
	5FM2 5ST6	1							[T6], Left
10									PANEL, Quarter Trim, Includes Carpet, Seatbelt Stowage Retainer, Cargo Cover Mounting Brackets and Insulation
	5FN8 1LAZ	1							[AZ], Left
	5FN8 1RC3	1							[C3], Left
	5FN8 1T9	1							[T6], Left
-11									DOOR, Fuel Fill
	5FB5 2SAZ	1							[AZ]
	5FB5 2SC3	1							[C3]
	5FB5 2ST6	1							[T6]
12									PANEL, Quarter Trim, Includes Carpet, Seatbelt Stowage Retainer, Cargo Cover Mounting Brackets and Insulation
	5FN7 31AZ	1							[AZ], Right
	5FN7 31C3	1							[C3], Right
	5FN7 31T9	1							[T6], Right
-13									RETAINER, seat belt stowage, Also Included in Quarter Trim Panel
	5DG1 8SAZ	1							[AZ]
	5DG1 8SC3	1							[C3]
	5DG1 8ST6	1							[T6]
-14	6032 976	1							RIVET, .125 Grip .12/.30
15									SCREW, .164-18X.925, (NOT SERVICED) (Not Serviced)
16	6032 723	4							SCREW, Self Tapping, M4.2x1.69x19.05
17	6035 369	2							SCREW, Piercing, .164-15x1.25

GRAND CHEROKEE (ZJ)

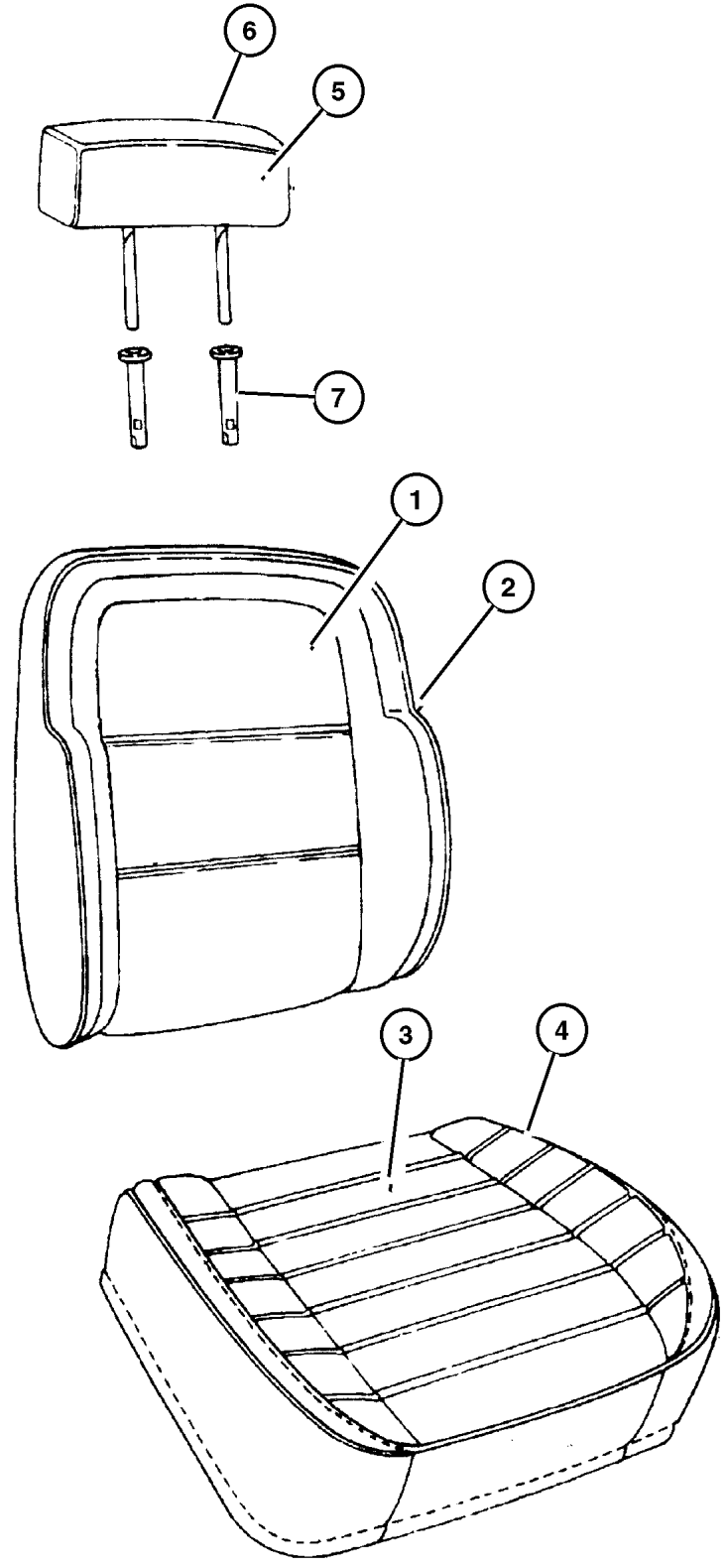
SERIES	LINE	BODY	ENGINE	TRANSMISSION
L = Low Line	J = 4WD T = 2WD	74 = 4 Door	ERH, ER0 = 4.0L Power Tech 6 Cyl. ELF, EL0 = 5.2L V8 MPI EML, EM0 = 5.9L V8 MPI	DGW = 4 Speed Auto. 44RE DGK = 4 Speed Auto. 42RE DGT = 4 Speed Auto. 46RE DG0 = All Speed Auto.

AR = Use as required - = Non illustrated part # = New this model year

July 31, 2002



Front Seat, Trim Code [CL]
Figure IZJ-510



ITEM	PART NUMBER	QTY	LINE	SERIES	BODY	ENGINE	TRANS	TRIM	DESCRIPTION
	PM90 SC3	4						CL	[C3]
	PM90 ST6	4						CL	[T6]
7	4723 834	4						CL	CYLINDER, Headrest
-8	5015 478AA	1						CL	REPAIR KIT, Heated Seat

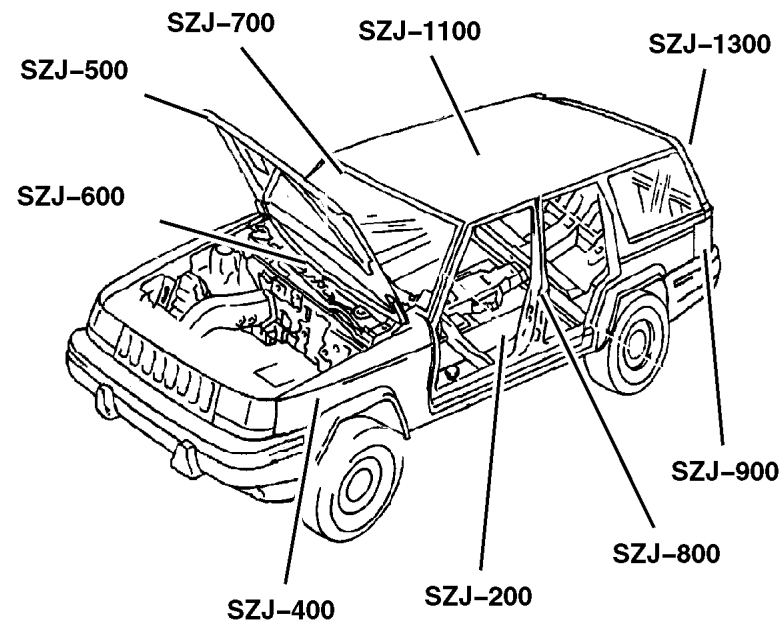
GRAND CHEROKEE (ZJ)
 SERIES LINE BODY ENGINE TRANSMISSION
 L = Low Line J = 4WD 74 = 4 Door ERH, ER0 = 4.0L Power Tech 6 Cyl. DGW = 4 Speed Auto. 44RE
 T = 2WD ELF, EL0 = 5.2L V8 MPI DGK = 4 Speed Auto. 42RE
 EML, EM0 = 5.9L V8 MPI DGT = 4 Speed Auto. 46RE
 DG0 = All Speed Auto.

AR = Use as required - = Non illustrated part # = New this model year

July 31, 2002

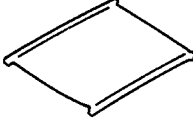

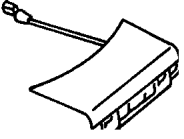

Group – SZJ







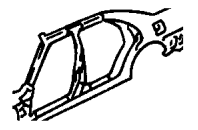

Body Sheet Metal Except Doors



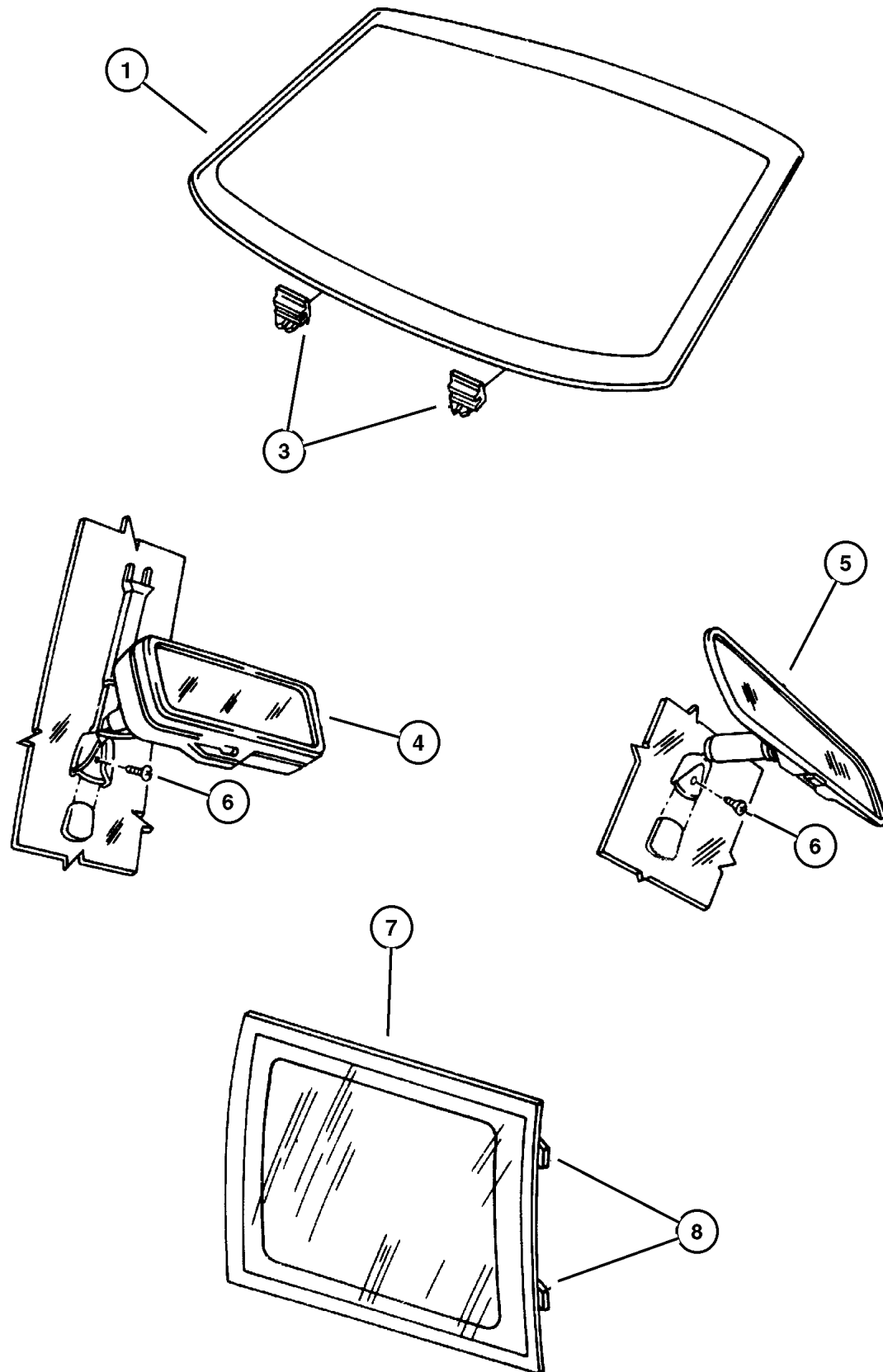
Group – SZJ

Body Sheet Metal Except Doors

<p>SZJ-1100 Roof Panels</p> 	<p>SZJ-1200 Sunroof</p> 	<p>SZJ-1300 Liftgate Panel</p> 	<p>SZJ-1600 Luggage Rack</p> 
--	--	---	---

<p>SZJ-200 Floor Pans</p> 	<p>SZJ-300 Plugs</p> 	<p>SZJ-400 Front Fenders</p> 	<p>SZJ-500 Hood and Hood Release</p> 
<p>SZJ-600 Cowl and Dash Panel</p> 	<p>SZJ-700 Glass and Rear View Mirror</p> 	<p>SZJ-800 Aperture Panel</p> 	<p>SZJ-900 Quarter Panel and Pillars</p> 

**Glass, Windshield, Quarter Window and Rear View Mirror
Figure SZJ-710**



ITEM	PART NUMBER	QTY	LINE	SERIES	BODY	ENGINE	TRANS	TRIM	DESCRIPTION
1	5515 5077	1							WINDSHIELD
-2	5507 6401	1							BUTTON, Rear View Mirror
3	5527 5388	2							SPACER, Windshield
4	5515 5314	1							MIRROR, Inside Rear View, Electric
5	4299 325	1							MIRROR, Inside Rear View, Prismatic, Day Night
6	6031 094	1							SCREW, Pan Head Tapping, .19- 16x.375
7									GLASS, Quarter Window
	5513 5068	1							Tinted, Right
	5513 5069	1							Tinted, Left
	5525 5600	1							Sunscreen, Right
	5525 5601	1							Sunscreen, Left
8	6004 517	4							CLIP, Glass Retention

GRAND CHEROKEE (ZJ)				
SERIES	LINE	BODY	ENGINE	TRANSMISSION
L = Low Line	J = 4WD T = 2WD	74 = 4 Door	ERH, ER0 = 4.0L Power Tech 6 Cyl. ELF, EL0 = 5.2L V8 MPI EML, EM0 = 5.9L V8 MPI	DGW = 4 Speed Auto. 44RE DGK = 4 Speed Auto. 42RE DGT = 4 Speed Auto. 46RE DG0 = All Speed Auto.

AR = Use as required - = Non illustrated part # = New this model year

July 31, 2002

CLICK HERE TO **DOWNLOAD** THE COMPLETE MANUAL

- Thank you very much for reading the preview of the manual.
- You can download the complete manual from: www.heydownloads.com by clicking the link below



- Please note: If there is no response to CLICKING the link, please download this PDF first and then click on it.

CLICK HERE TO **DOWNLOAD** THE COMPLETE MANUAL