

P R E F A C E

1. This Parts Catalog carries Yanmar crawler back-hoe Vio30-1.

2. Parts catalog history

	Parts catalog NO.	Published	Remarks
1st edition	000Y00K3430	1997/7	Disuse old edition
1st revised	000Y00K3431	1998/12	Disuse old edition
2nd revised	000Y00K3432	2000/2	Disuse old edition
Last revised	000Y00K3433	2003/2	

3. Model name

SECTION	Column	Model name	Manufactured	M/#
I (Vehicle)	(A)	Vio30-1 C(JP)	1997/6~	10501~
	(B)	Vio30-1 P(JP)		
	(C)	Vio30-1 C(EX)		
	(D)	Vio30-1 P(EX)		
II (Engine)	(A)	3TNE82A-BVA	1997/5~2000/2	40475~56009
	(B)	3TNE82A-EBVA	2000/2~	55253~

(Note) C:Cabin spec., P:Canopy spec., R:Rubber crawler, JP:Japan, EX:Export except Europe.

4. Your understanding is asking that this parts catalog is not a technical data manual setting forth as servicing procedures, This parts catalog is using simplified illustration. Be sure to use Yanmar Genuine Parts in your maintenance servicing of Yanmar products. Be careful not to use the simple parts available in the market, otherwise their use in repairing causes such as an early breakage, for instance.

CLICK HERE TO **DOWNLOAD** THE COMPLETE MANUAL

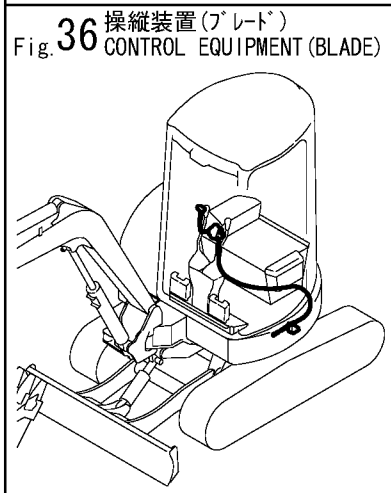
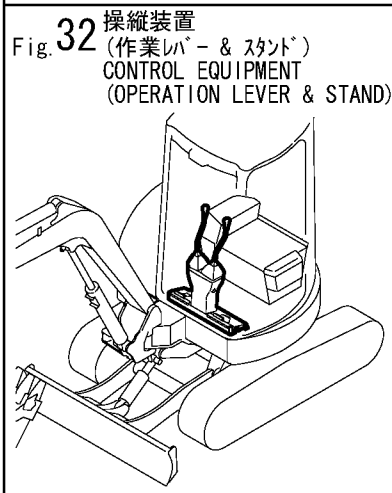
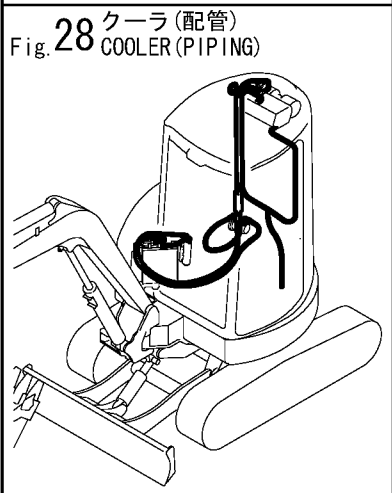
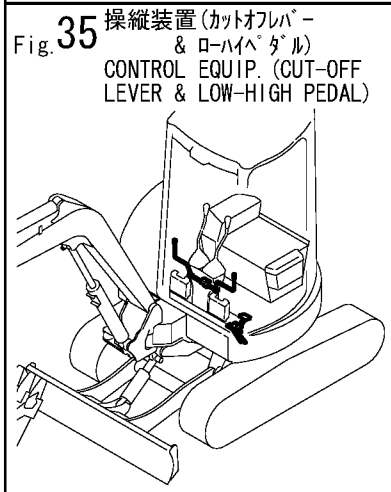
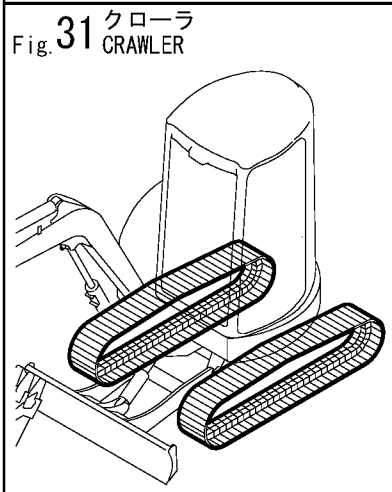
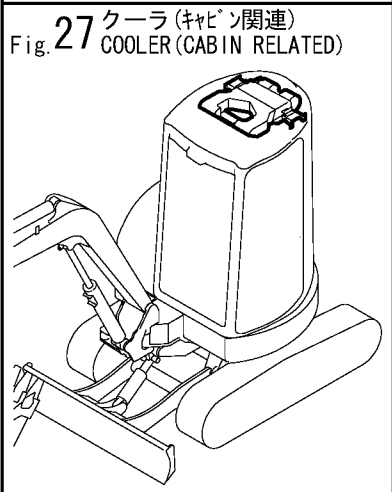
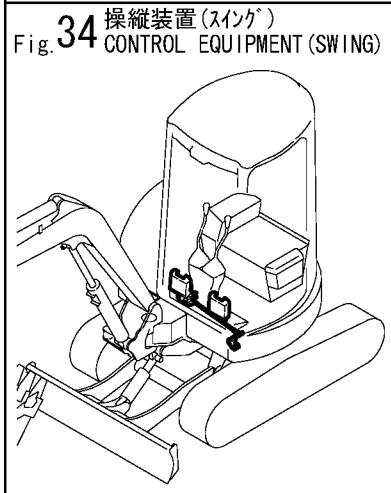
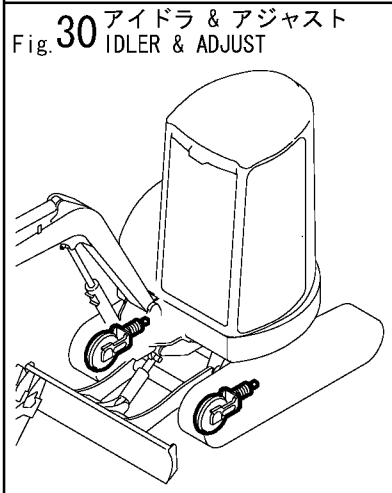
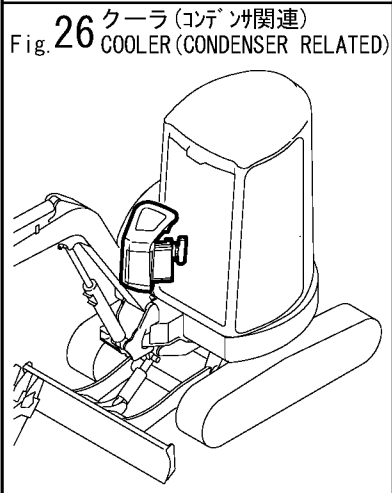
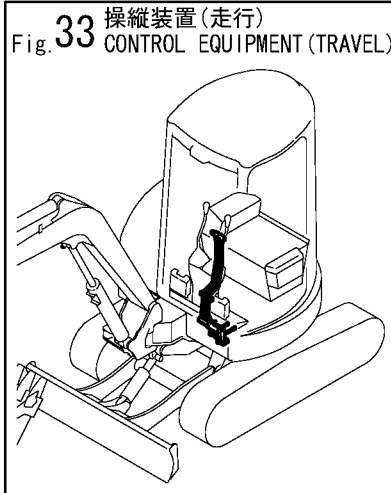
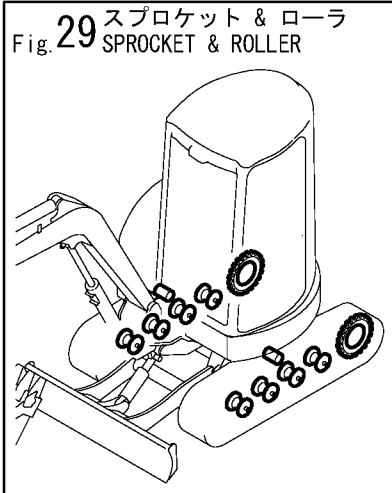
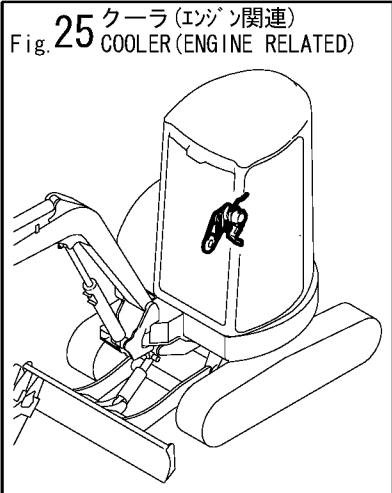
- Thank you very much for reading the preview of the manual.
- You can download the complete manual from: www.heydownloads.com by clicking the link below



- Please note: If there is no response to CLICKING the link, please download this PDF first and then click on it.

CLICK HERE TO **DOWNLOAD** THE COMPLETE MANUAL

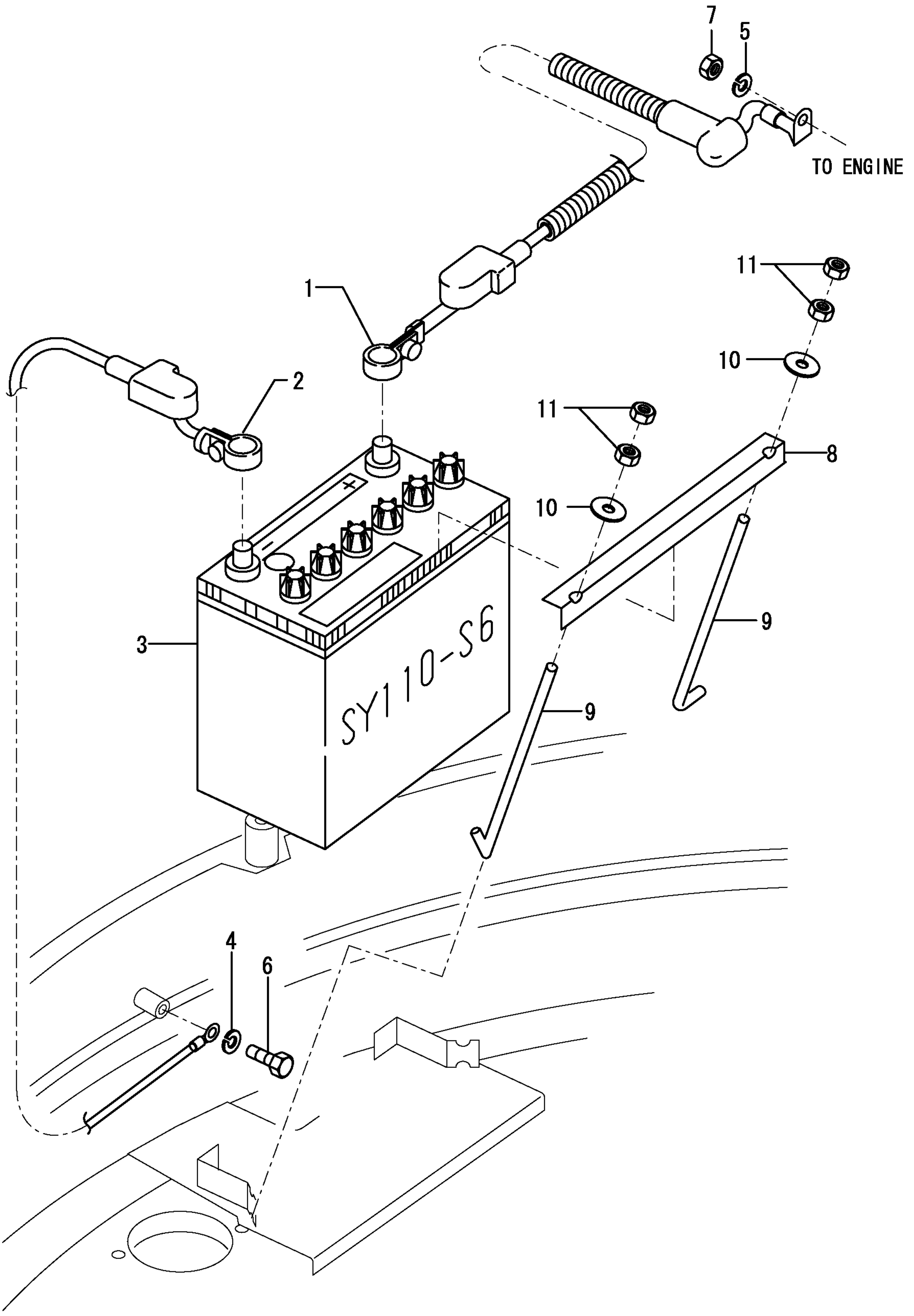
絵目次 (3) 項目別
PICTURESQUE INDEX (3) . . . FIGURE



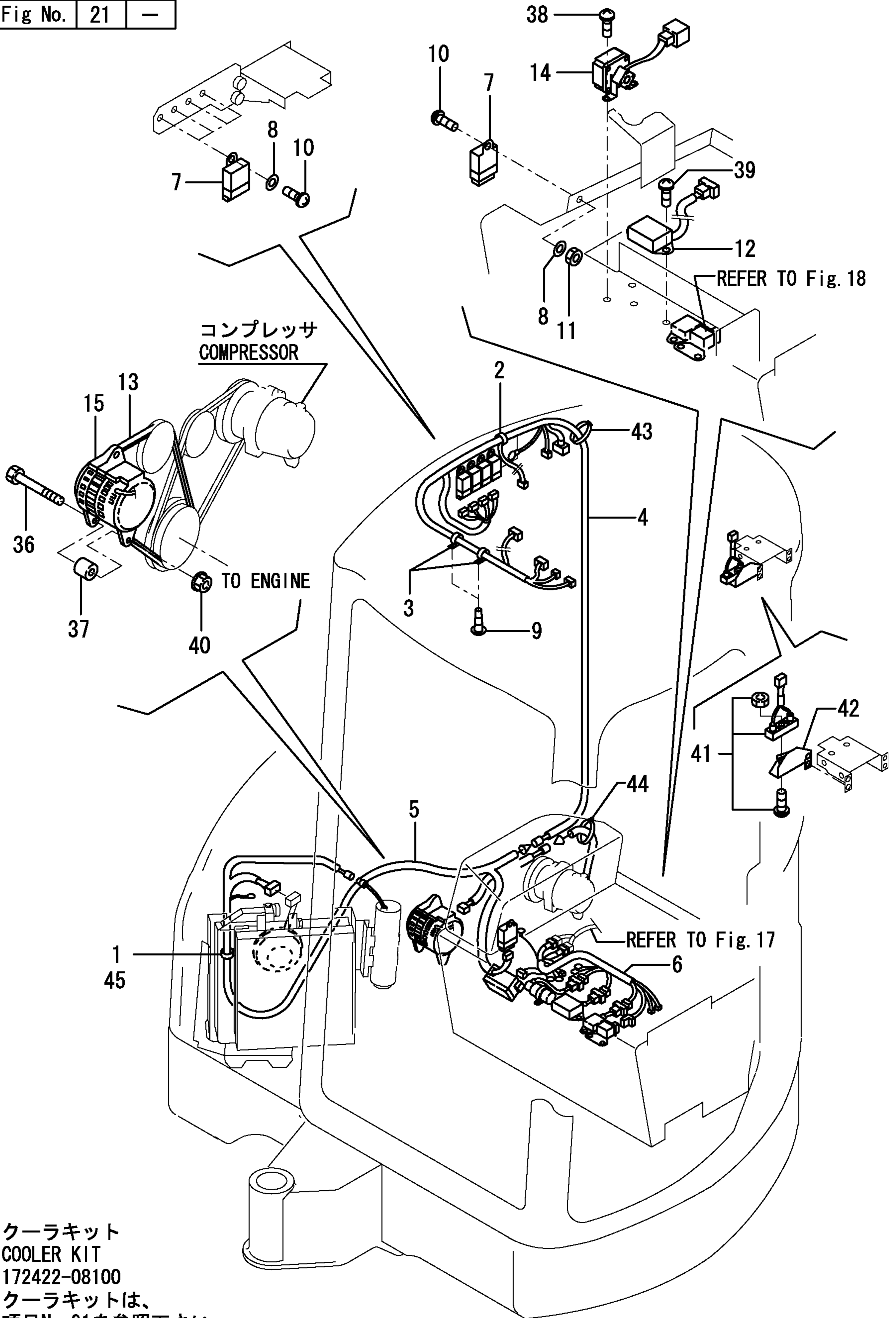
1,1,,772422-03110,, "LABEL SET, VIO30 P",,1,,,,,,,,,,,,,
1A,2,,772422-03100,, "LABEL SET, VIO30",,1,,,,,,,,,,,,,
2,3,,172422-03110,, LABEL,,1,,,,,,,,,,,,,
2-1,3,,172422-03111,, "LABEL, SPECIFICATION",,1,,,,,N,,,,,72422137,M/#12736,,,,,,
3,3,,172175-03121,, LABEL,,1,,,,,,,,,,,,,
4,3,,172175-03130,, "LABEL,GREASE FEED",,1,,,,,8,,,,,,,,,,,,,
5,3,,172175-03150,, LABEL,,2,,,,,,,,,,,,,
5-1,3,,172422-03150,, LABEL,,2,,,,,N,,,,,72421044,M/#11360,,,,,,
6,3,,172519-03150,, "LABEL, ACCEL",,1,,,,,,,,,,,,,
7,3,,172175-03160,, "LABEL, RADIATOR",,1,,,,,,,,,,,,,
8,3,,172141-03170,, "LABEL, RESTART",,1,,,,,,,,,,,,,
9,3,,172164-03171,, "EMBLEM, REAR",,1,,,,,,,,,,,,,
10,3,,172141-03202,, "LABEL,CAUTION",,1,,,,,,,,,,,,,
11,3,,172147-03210,, "LABEL,2 SPEED",,1,,,,,,,,,,,,,
12,3,,172183-03210,, LABEL,,1,,,,,,,,,,,,,
13,3,,172165-03220,, "LABEL, GREASE",,1,,,,,,,,,,,,,
14,3,,172183-03250,, "LABEL,FUEL",,1,,,,,,,,,,,,,
15,3,,172171-03261,, "LABEL,BOOM",,1,,,,,,,,,,,,,
16,3,,172164-03350,, "LABEL,LIFTING",,1,,,,,,,,,,,,,
17,3,,172142-03302,, "LABEL,CAUTION",,1,,,,,,,,,,,,,
18,3,,172155-03310,, "LABEL, OILING",,1,,,,,,,,,,,,,
19,3,,172141-03360,, "LABEL, START SWITCH",,1,,,,,,,,,,,,,
20,3,,172964-03370,, LABEL,,1,,,,,,,,,,,,,
21,3,,172964-03390,, "LABEL,ADJUST",,1,,,,,,,,,,,,,
22,3,,172164-03500,, "LABEL,START",,1,,,,,,,,,,,,,
23,3,,172164-03510,, "LABEL,LOADING",,1,,,,,,,,,,,,,
24,3,,172164-03520,, "LABEL,DANGER",,1,,,,,,,,,,,,,
25,3,,172164-03540,, LABEL,,1,,,,,,,,,,,,,
26,3,,172164-03560,, LABEL,,1,,,,,,,,,,,,,
27,3,,172964-03610,, "LABEL A",,1,,,,,,,,,,,,,
28,3,,172165-03661,, "LABEL,DANGER",,1,,,,,,,,,,,,,
29,3,,172519-04180,, "LABEL,WARNING",,1,,,,,,,,,,,,,
30,3,,172519-04290,, "LABEL,WARNING",,1,,,,,,,,,,,,,
31,3,,172519-04300,, LABEL,,1,,,,,,,,,,,,,
32,3,,121470-44540,, "LABEL, SUB-TANK",,1,,,,,,,,,,,,,
33,3,,172151-03540,, "LABEL,PATTERN A",,1,,,,,,,,,,,,,
34,3,,172187-03230,, LABEL,,1,,,,,,,,,,,,,
35,2,,172173-03250,, LABEL,,1,,,,,,,,,,,,,
36,2,,172175-03140,, "LABEL,FRONT",,1,,,,,,,,,,,,,
37,2,,172165-03240,, LABEL,,1,,,,,2,,,,,,,,,,,,,
38,2,,172183-03280,, "LABEL,LOCK",,2,,,,,,,,,,,,,
39,2,,172964-03481,, "LABEL,DANGER",,1,,,,,,,,,,,,,
41,1,,172141-03390,, LABEL,,1,,,,,1,,,,,,,,,,,,,
42,1,,172168-03401,, LABEL,,1,,,,,1,,,,,,,,,,,,,
43,1,,172151-03550,, "LABEL,PATTERN B",,1,,,,,3,,,,,,,,,,,,,
43-1,1,,172151-03551,, LABEL,,1,,,,,R,,,,,72458237,XXX,,,,,,I
44,1,,172153-03050,, LABEL,,1,,,,,1,,,,,,,,,,,,,
45,1,,172173-03550,, "LABEL (2-WAY",,1,,,,,4,,,,,,,,,,,,,
46,1,,172173-03560,, "LABEL (YANMAR",,1,,,,,4,,,,,,,,,,,,,
47,1,,172173-03570,, "LABEL (KOMATSU",,1,,,,,4,,,,,,,,,,,,,
48,1,,172165-03231,, "LABEL, P.T.O.",,1,,,,,5,,,,,,,,,,,,,
49,1,,172141-03160,, "LABEL, OPERATION(C)",,1,,,,,1,,,,,,,,,,,,,
50,1,,172422-03400,, "LABEL, SPECIFICATION",,1,,,,,6,,,,,,,,,,,,,
50-1,1,,172422-03401,, "LABEL,
SPECIFICATION",,1,,,,,N,6,,,,,72422137,M/#12736,,,,,,
51,1,,172175-03410,, LABEL,,1,,,,,6,,,,,,,,,,,,,
52,1,,172164-03420,, LABEL,,1,,,,,6,,,,,,,,,,,,,
53,1,,172164-03550,, LABEL,,1,,,,,6,,,,,,,,,,,,,
54,1,,172425-03200,, LABEL,,1,,,,,3,,,,,,,,,,,,,
55,1,,172422-03200,, LABEL,,1,,,,,7,,,,,,,,,,,,,

1,1,,172171-03400,,PLATE,,,1,,,,,,,,,,,,,
2,1,,172141-03440,,LABEL,,,1,,,,,,,,,,,,,
3,1,,172171-03700,,LABEL,,,1,,,,,,,,,,,,,
4,1,,172171-03710,,LABEL,,,1,,,,,,,,,,,,,
5,1,,172171-03740,,LABEL,,,1,,,,,,,,,,,,,
6,1,,172171-03750,,LABEL,,,2,,,,,,,,,,,,,
7,1,,172171-03760,,LABEL,,,1,,,,,,,,,,,,,
8,1,,172171-03770,,LABEL,,,1,,,,,,,,,,,,,
9,1,,172171-03780,,LABEL,,,1,,,,,,,,,,,,,
10,1,,172171-03790,, "LABEL, RADIATOR" ,,,1,,,,,,,,,,,,,
11,1,,172171-03800,,LABEL,,,1,,,,,,,,,,,,,
12,1,,172171-03810,,LABEL,,,1,,,,,,,,,,,,,
13,1,,124764-44810,, "LABEL, " ,,,1,,,,,,,,,,,,,
14,1,,172164-03531,, "LABEL,WARNING" ,,,1,,,,,,,,,,,,,
14-1,1,,172440-03200,,LABEL,,,1,,,,,N,,,,,72438006,M/#12322,,,,,
15,1,,172175-03170,,LABEL,,,1,,,,,,,,,,,,,
15-1,1,,172438-03230,, "LABEL,CABIN" ,,,1,,,,,N,,,,,72438006,M/#12322,,,,,

1,1,,172165-12100,, "LEVER ASSY,ACCEL." ,1,1,,,,,,,,,,,,,
1-1,1,,172165-12101,, "LEVER
ASSY,ACCEL." ,1,1,,,,,R,,72445245,M/#12297,72445245,M/#12297,,,,,,
2,2,,172165-12140,,GRIP(RED,1,1,,,,,,,,,,,,,
3,1,,172175-12100,, "CABLE, THROTTLE" ,1,1,,,,,,,,,,,,,
4,1,,172137-12270,, "JOINT, CABLE" ,1,1,,,,,,,,,,,,,
5,1,,172113-12521,, "PIN, CABLE" ,1,1,,,,,,,,,,,,,
5-1,1,,172113-12522,,PIN,1,1,,,,,N,,72426072,M/#12802,72426072,M/#12802,,,,,,
6,1,,1A1040-56900,, "PIN 6X 17" ,1,1,,,,,,,,,,,,,
7,2,,933166-17730,, "WASHER 10.5X30" ,1,1,,,,,,,,,,,,,
8,1,,172175-12200,,SHAFT,1,1,,,,,,,,,,,,,
9,1,,172175-12230,, "LINK A" ,1,1,,,,,,,,,,,,,
10,1,,172175-12260,, "BASE CMP" ,1,1,,,,,,,,,,,,,
12,2,,24550-014200,, "BUSH 14X20" ,1,1,,,,,,,,,,,,,
13,1,,172175-12310,, "LINK B" ,1,1,,,,,,,,,,,,,
15,2,,24550-014200,, "BUSH 14X20" ,1,1,,,,,,,,,,,,,
16,1,,172175-12350,, "SPRING, RETURN" ,1,1,,,,,,,,,,,,,
17,1,,172175-12360,, "CABLE, ACCELERATOR" ,1,1,,,,,,,,,,,,,
18,1,,172175-12370,,PLATE,1,1,,,,,,,,,,,,,
19,1,,1C6281-52310,, "PIN 6,COME-OFF SNAP" ,5,5,,,,,,,,,,,,,
20,1,,1A3809-56915,, "PIN 6X 20" ,1,1,,,,,,,,,,,,,
21,1,,119620-66820,,JOINT,1,1,,,,,,,,,,,,,
22,1,,22137-060000,, "WASHER 6, POLISHED" ,7,7,,,,,,,,,,,,,
23,1,,22217-080000,, "SPRING WASHER 8" ,2,2,,,,,,,,,,,,,
24,1,,22217-100000,, "SPRING WASHER 10" ,1,1,,,,,,,,,,,,,
25,1,,22351-040025,, "PIN 4X25,SPRING" ,1,1,,,,,,,,,,,,,
26,1,,24311-000210,, "O-RING 1A P-21.0" ,4,4,,,,,,,,,,,,,
27,1,,26116-080162,, "BOLT 8X16" ,2,2,,,,,,,,,,,,,
28,1,,26116-100162,, "BOLT M10X 16 PLATED" ,1,1,,,,,,,,,,,,,
29,1,,26716-060002,, "NUT 6" ,1,1,,,,,,,,,,,,,
30,1,,26013-100252,, "BOLT W/WASHER M10X25" ,2,2,,,,,,,,,,,,,

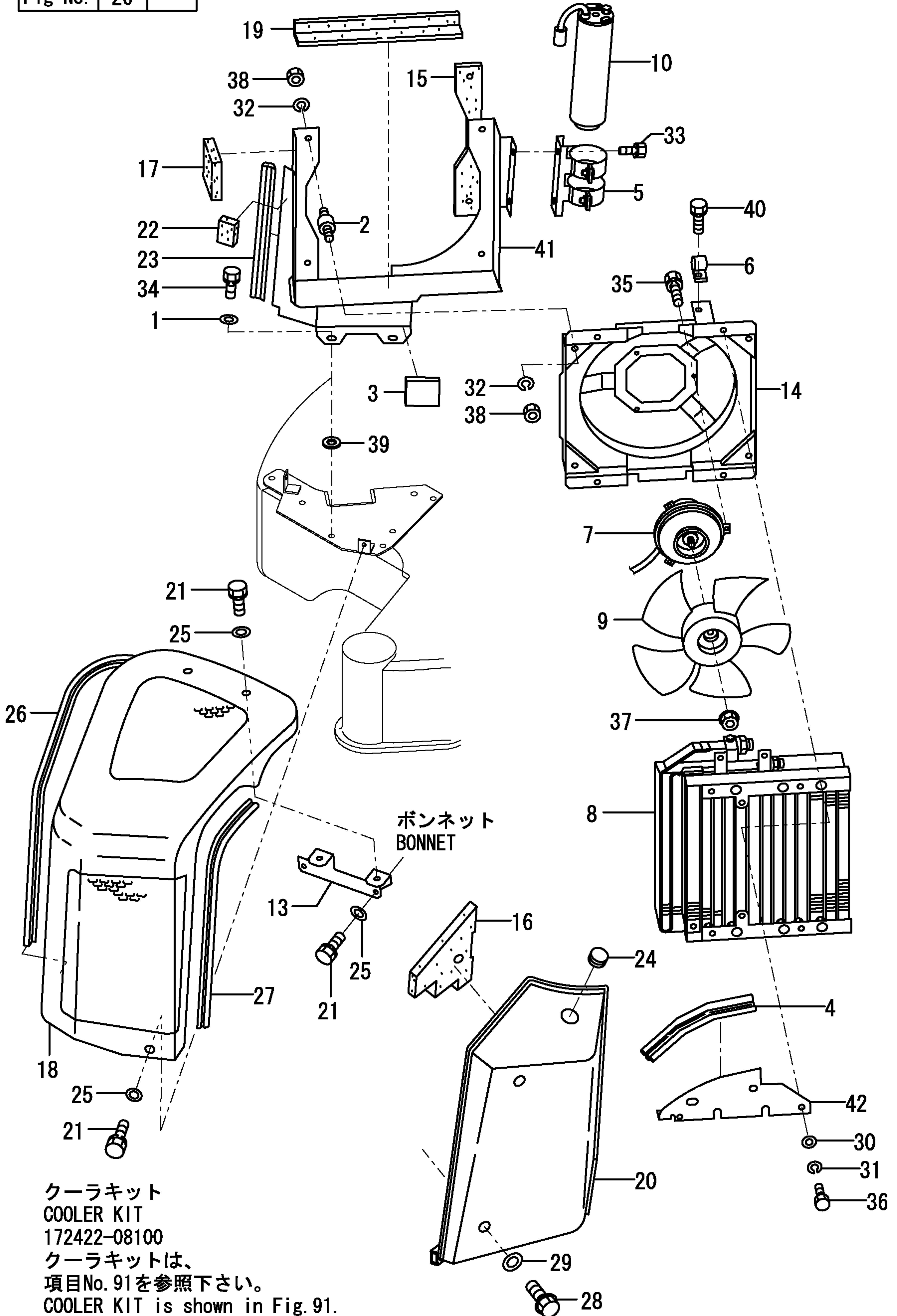


COUNTRY	J P	E X
Fig No.	21	-

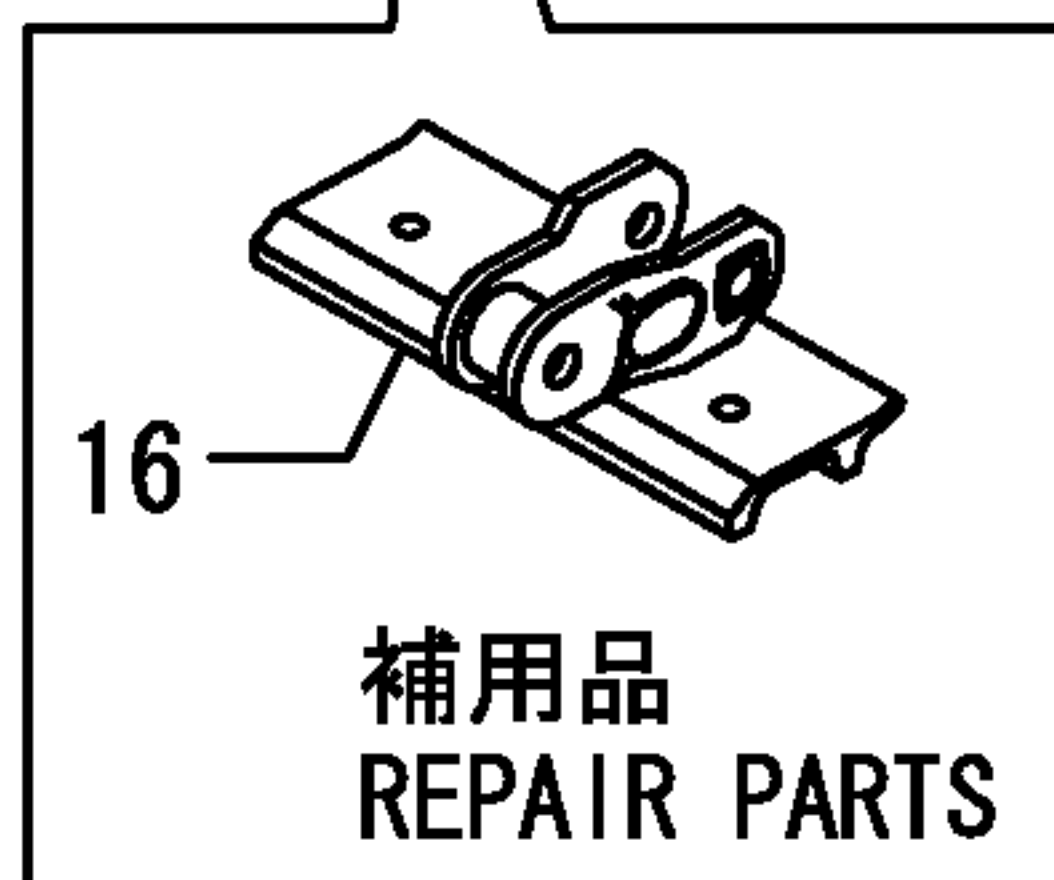
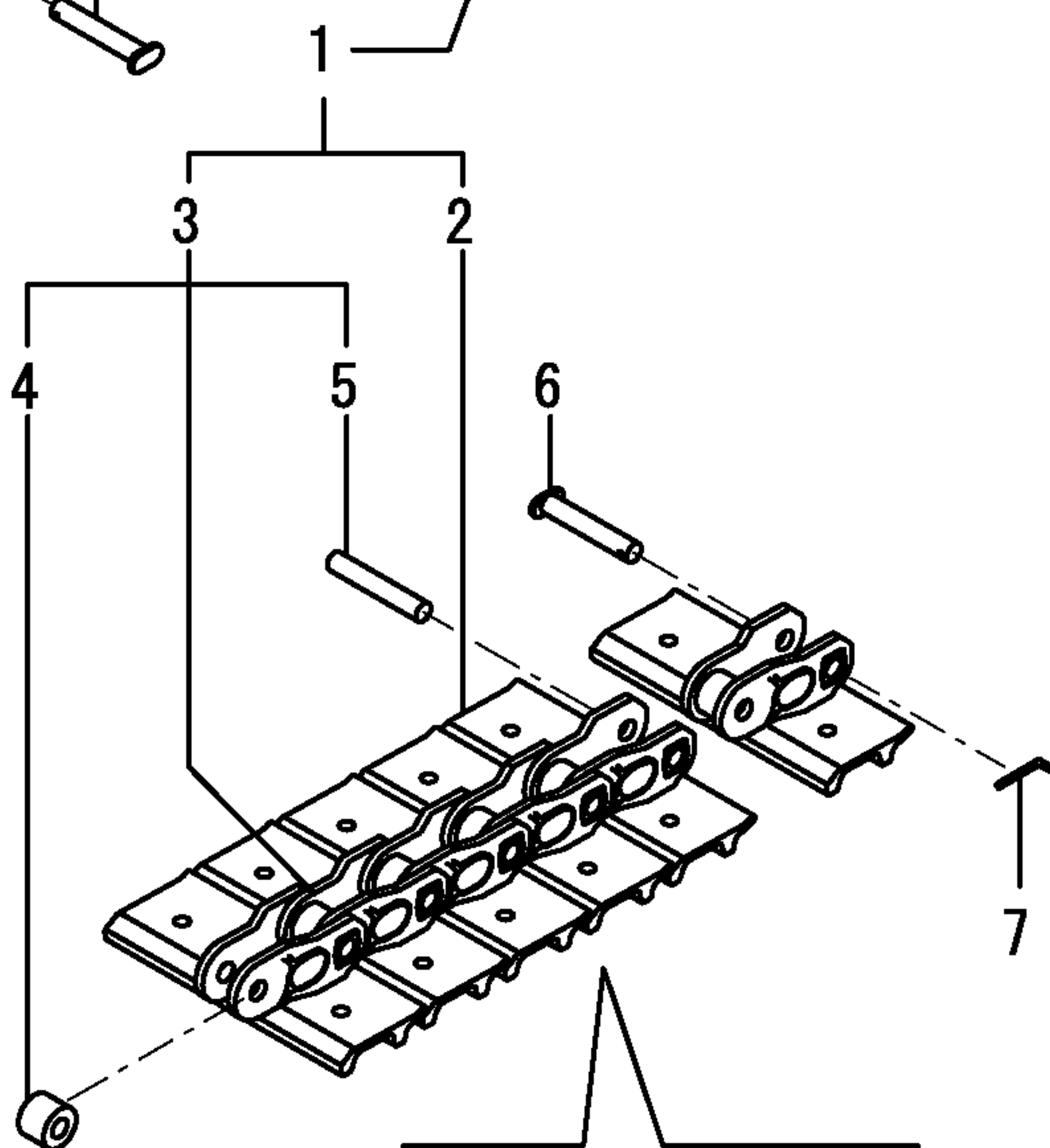
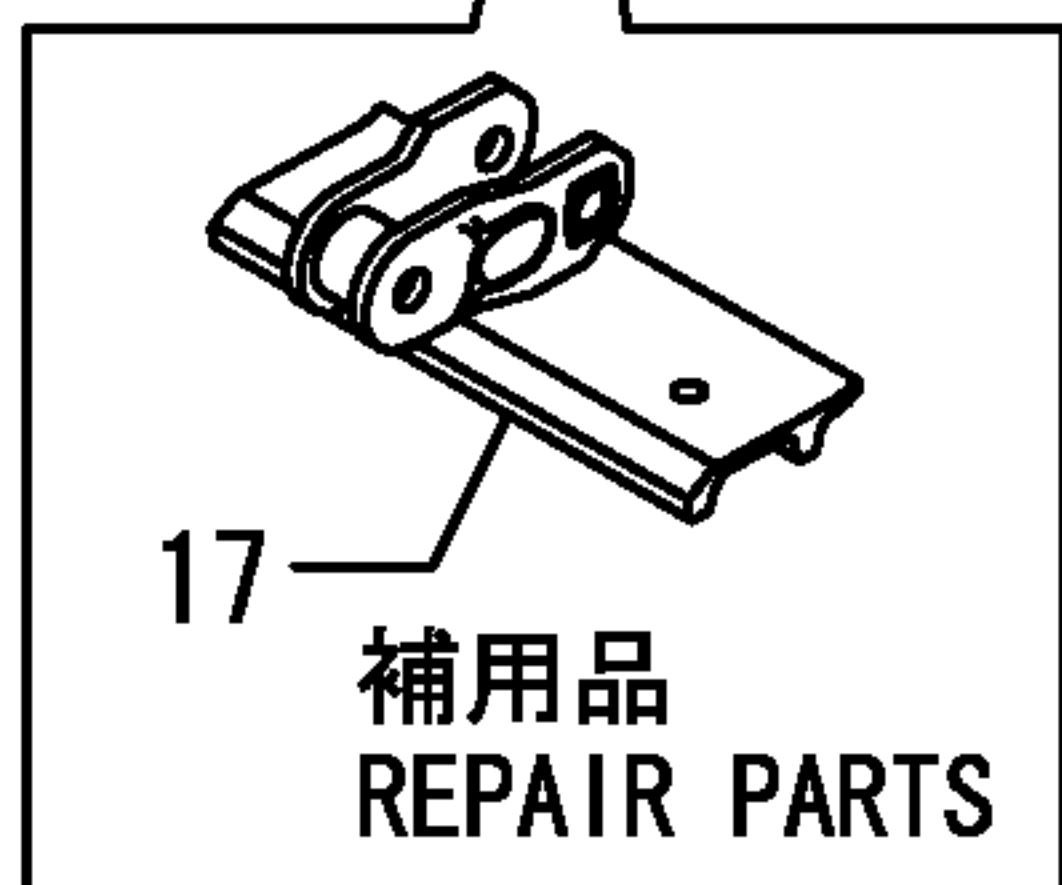
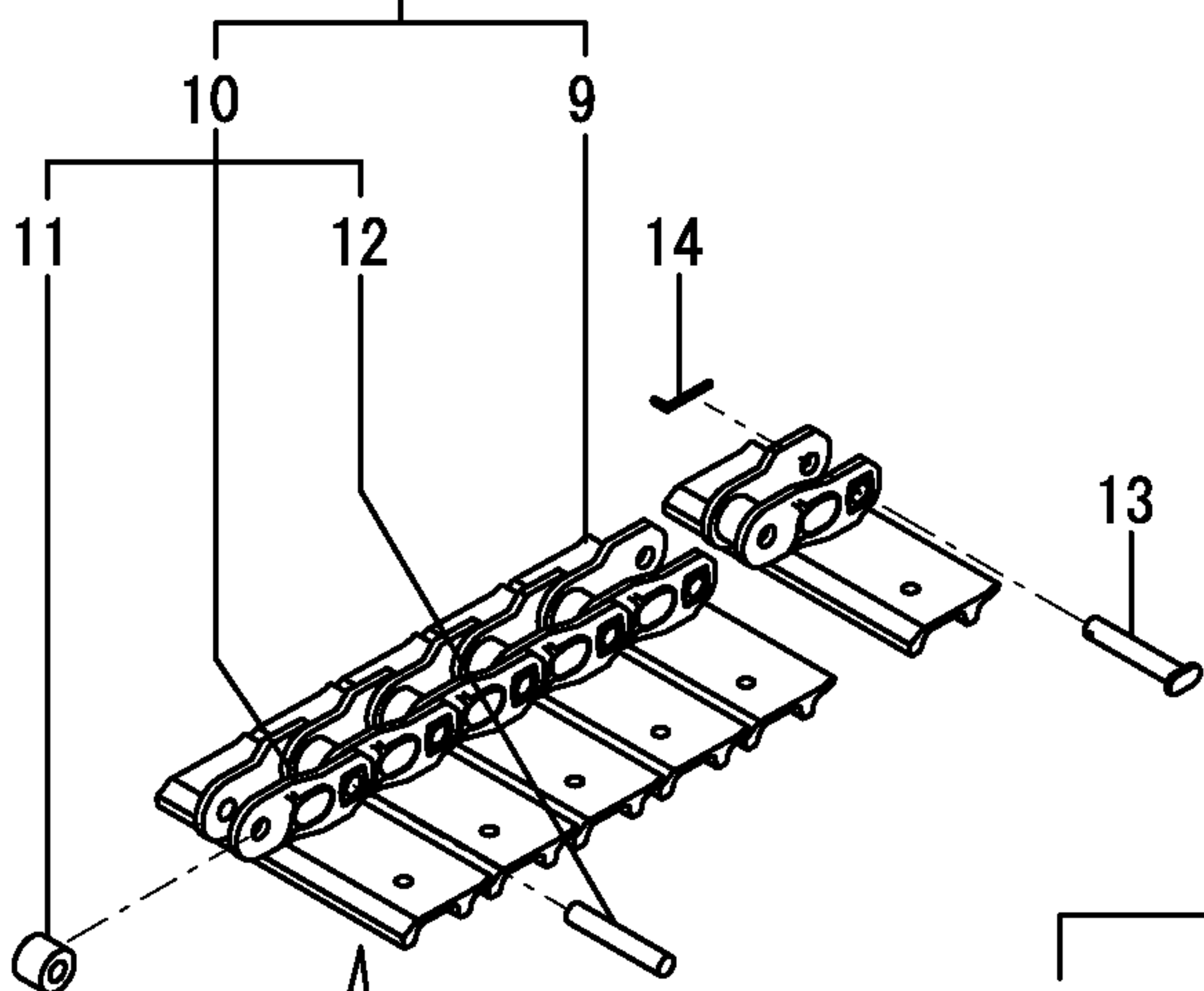
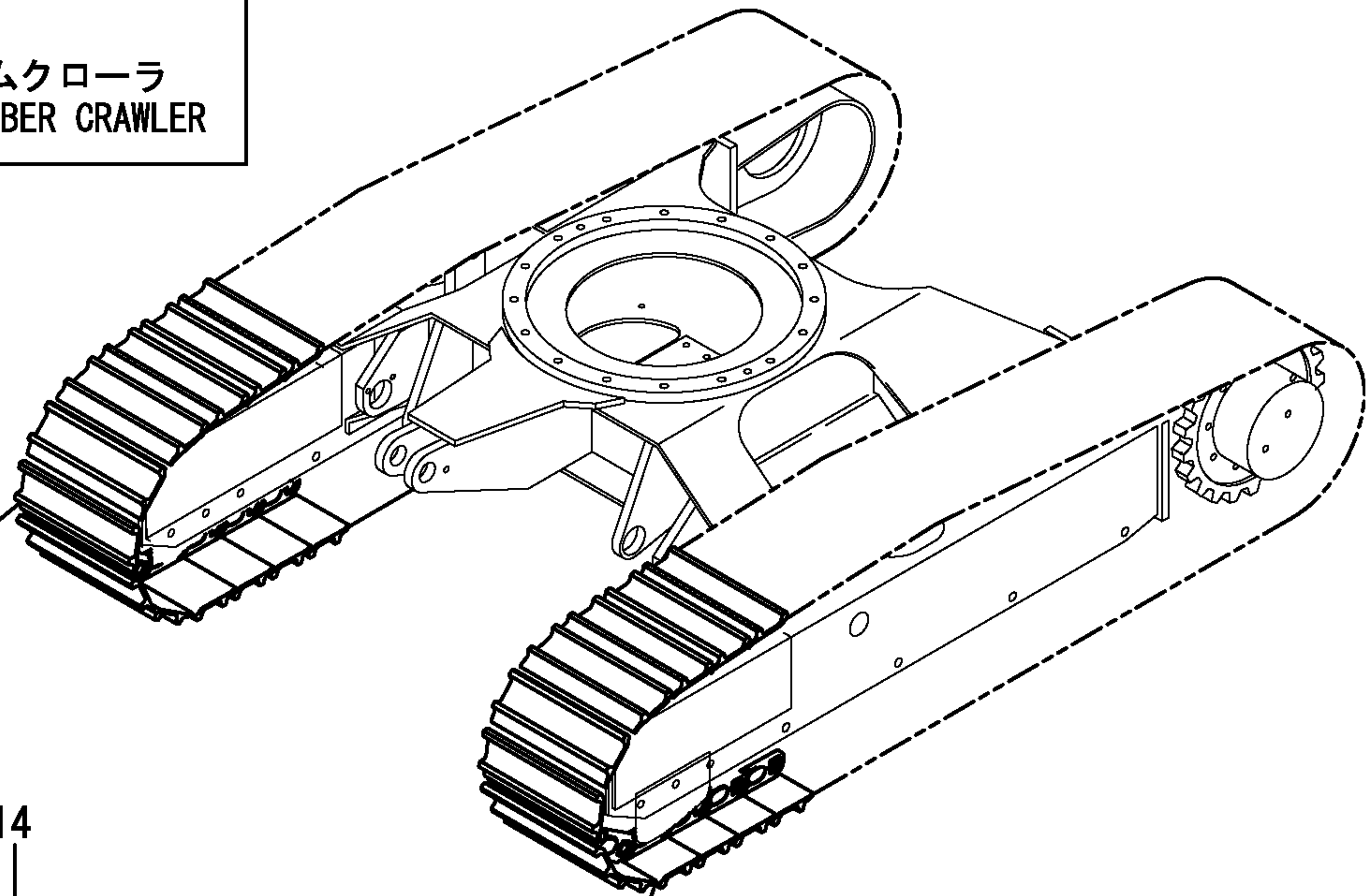
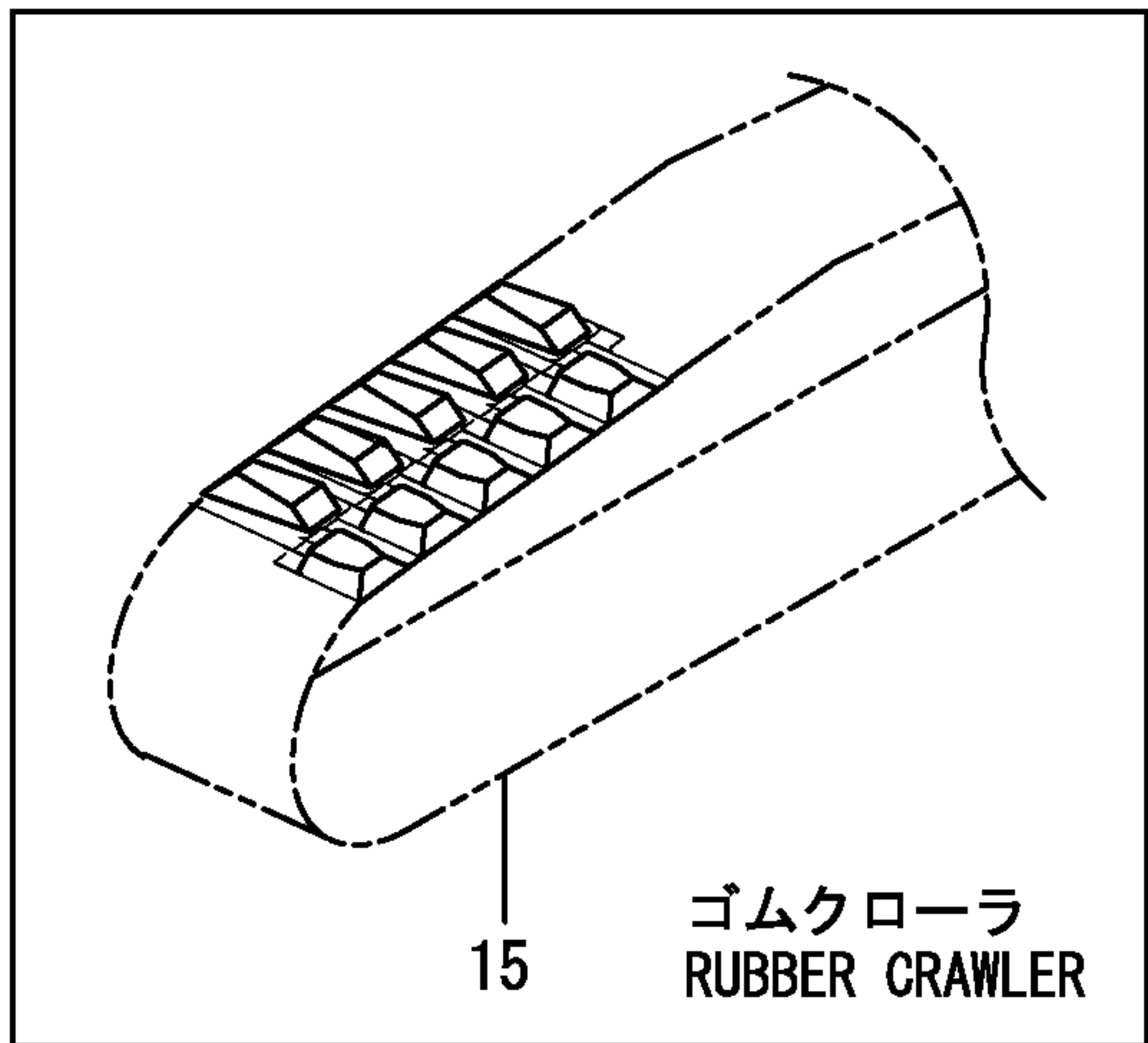


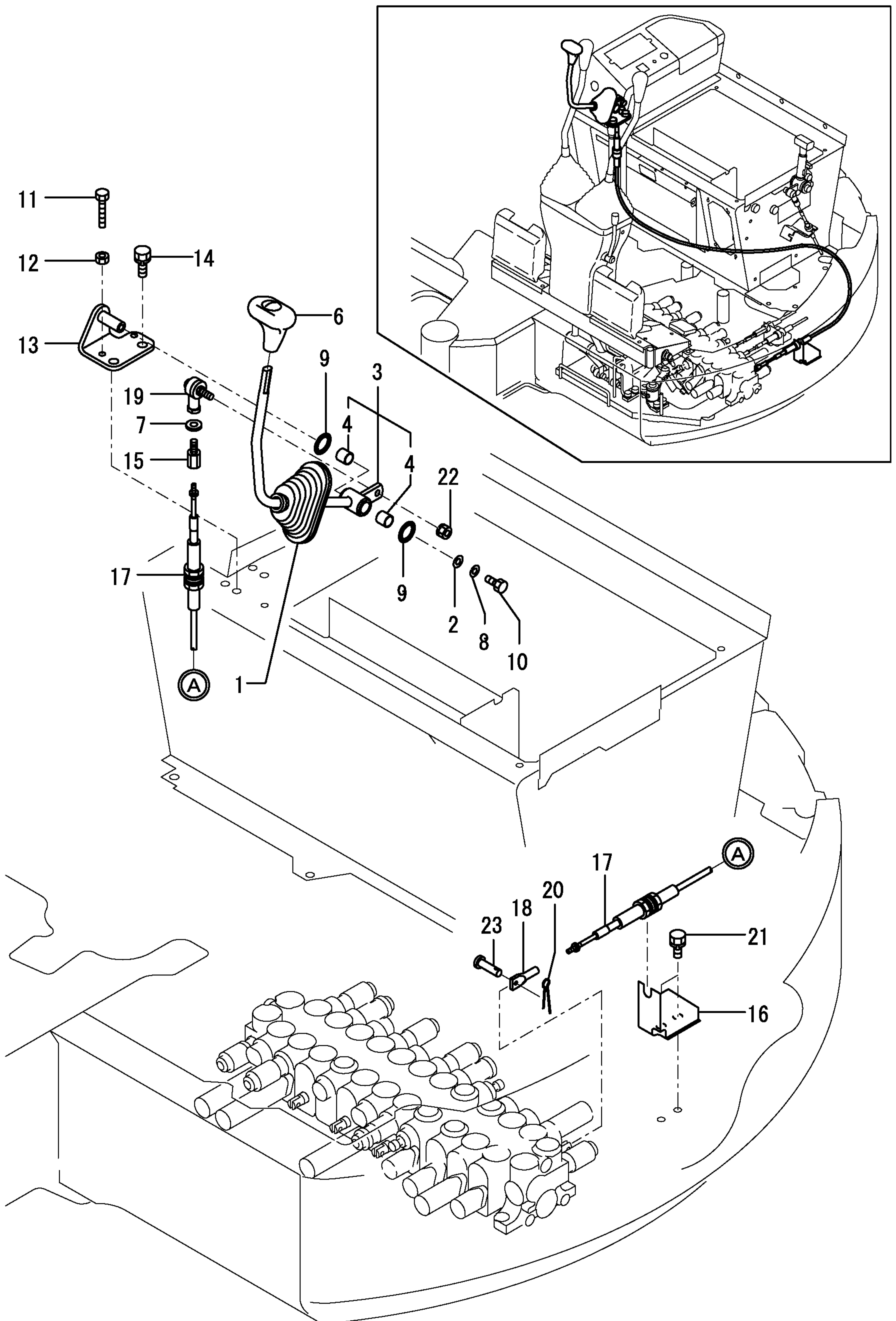
クーラキット
 COOLER KIT
 172422-08100
 クーラキットは、
 項目No. 91を参照下さい。
 COOLER KIT is shown in Fig. 91.

COUNTRY	J P	E X
Fig No.	26	—



クーラキット
COOLER KIT
172422-08100
クーラキットは、
項目No. 91を参照下さい。
COOLER KIT is shown in Fig. 91.





クーラキット

COOLER KIT

172422-08100

クーラキットは、
項目No. 91を参照下さい。

COOLER KIT is shown in Fig. 91.

COUNTRY	J P	E X
APPLI- CATION	○	—

標準仕様

STANDARD SPEC.

穴径10φ

HOLD DIAMETER 10φ



クーラー仕様

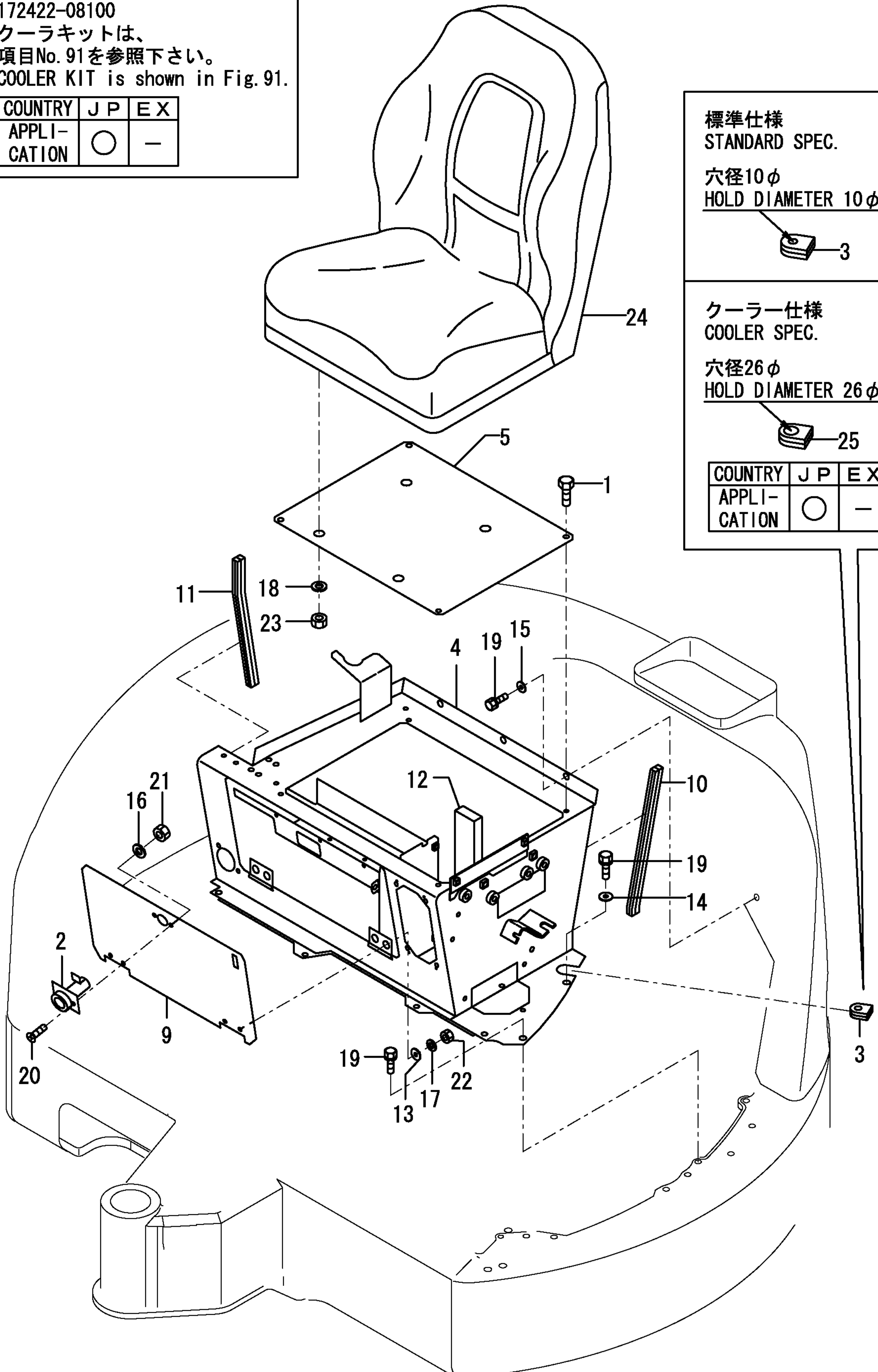
COOLER SPEC.

穴径26φ

HOLD DIAMETER 26φ



COUNTRY	J P	E X
APPLI- CATION	○	—



CLICK HERE TO **DOWNLOAD** THE COMPLETE MANUAL

- Thank you very much for reading the preview of the manual.
- You can download the complete manual from: www.heydownloads.com by clicking the link below



- Please note: If there is no response to CLICKING the link, please download this PDF first and then click on it.

CLICK HERE TO **DOWNLOAD** THE COMPLETE MANUAL

キャビン ASSY(標準)
CABIN ASSY(STANDARD)
772175-68401

項目No. 44の見出しNo. 1Aは
項目No. 44の見出しNo. 2から47と
項目No. 45の見出しNo. 1から64と
項目No. 46の見出しNo. 1から29を含みます。

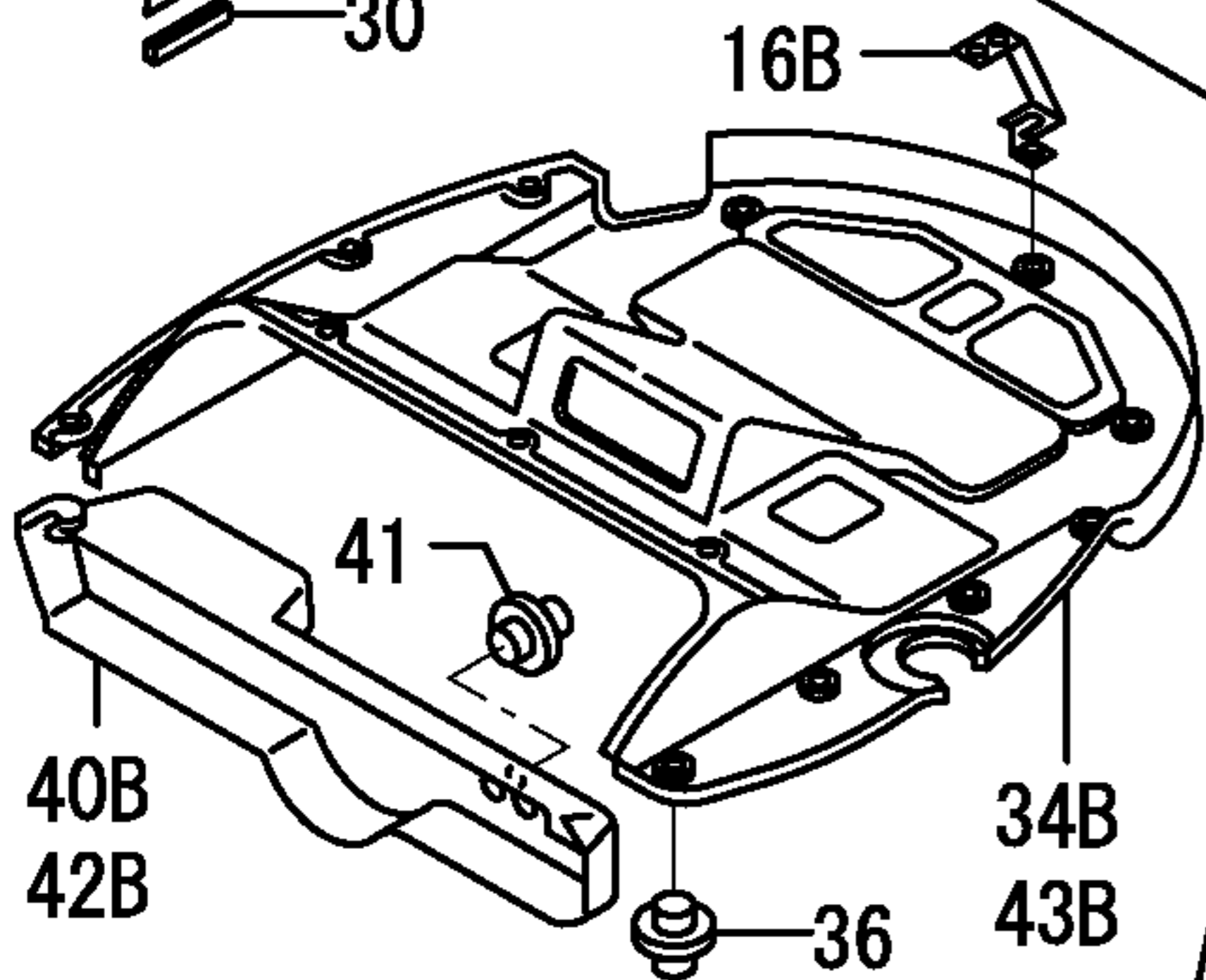
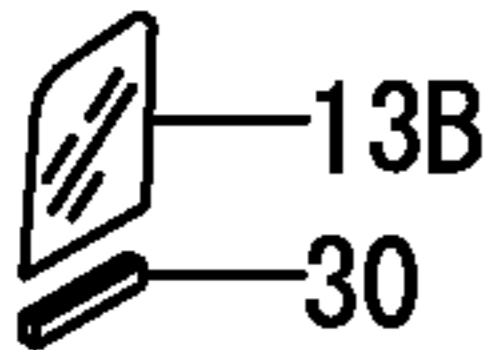
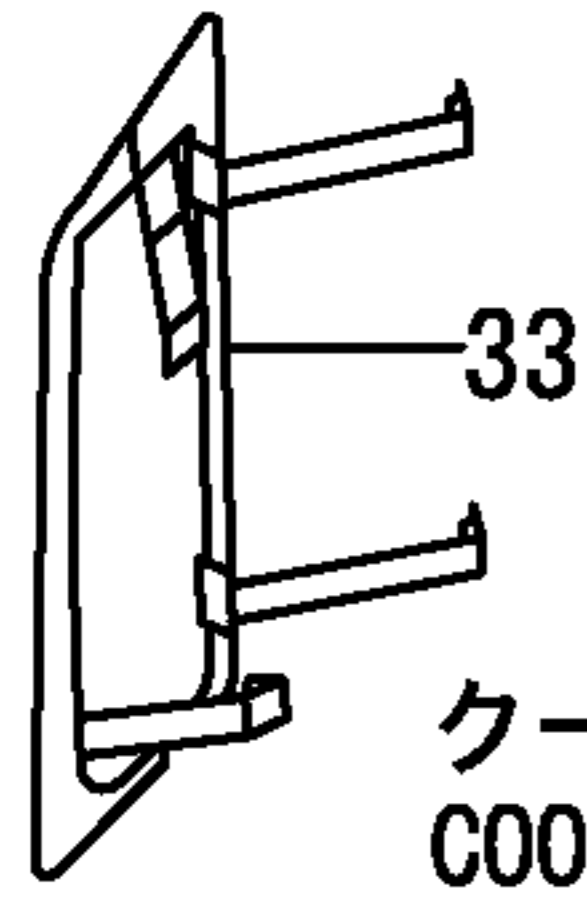
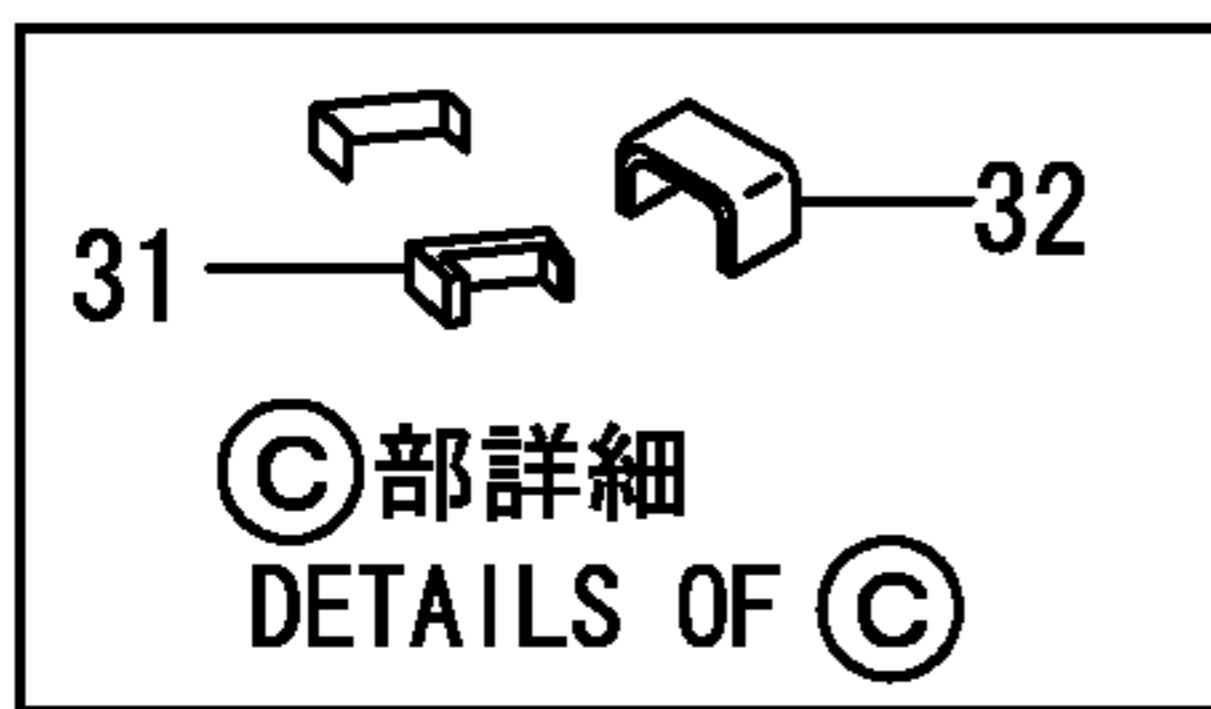
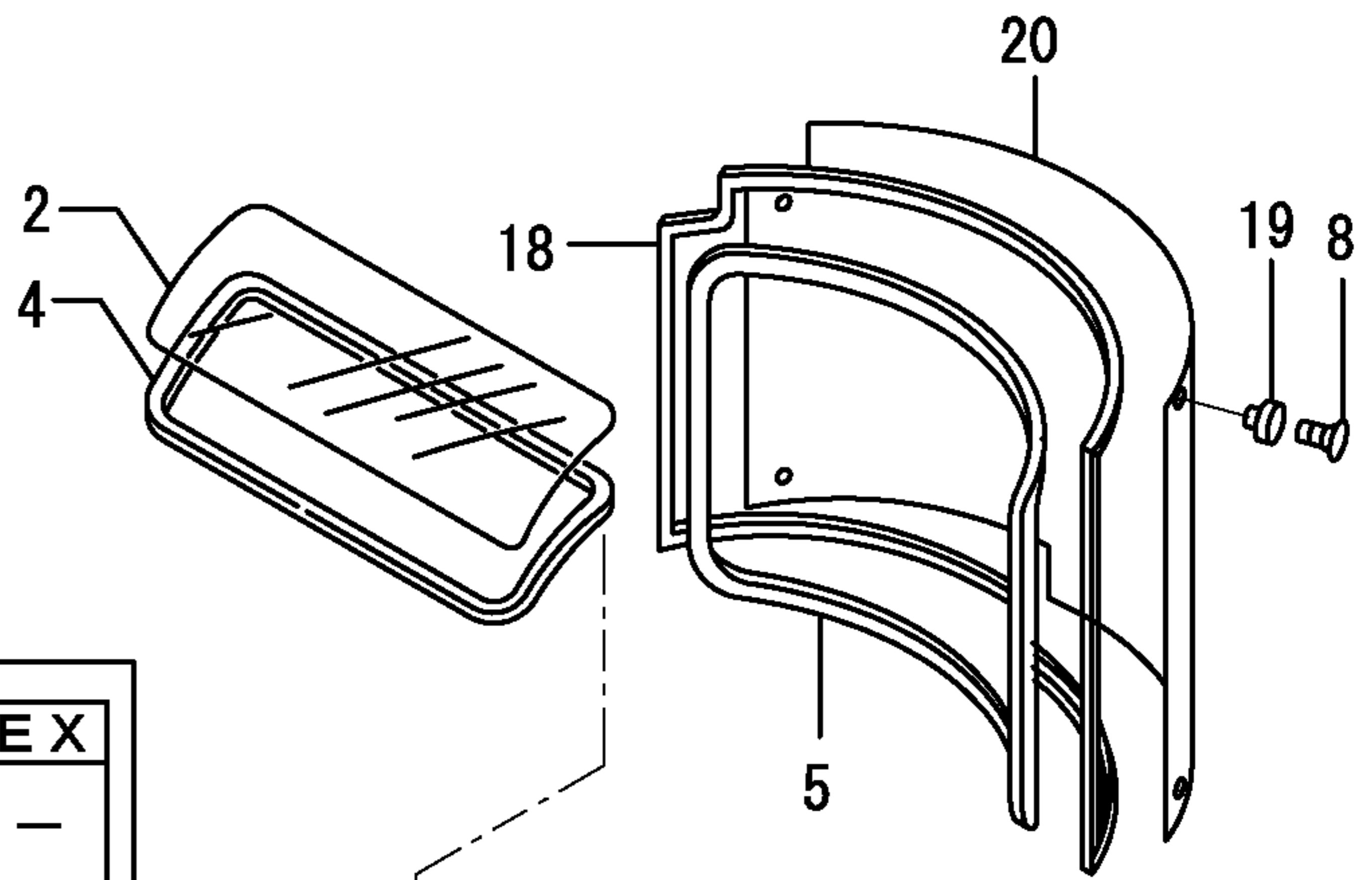
Fig. 44 Ref. No. 1A
INC. Fig. 44 Ref. No. 2~47
Fig. 45 Ref. No. 1~64
Fig. 46 Ref. No. 1~29.

キャビン ASSY(クーラ仕様)
CABIN ASSY(COOLER SPEC.)
772175-68411

項目No. 44の見出しNo. 1Bは
項目No. 44の見出しNo. 2から47と
項目No. 45の見出しNo. 1から64と
項目No. 46の見出しNo. 1から33, 34B, 40Bを含みます。

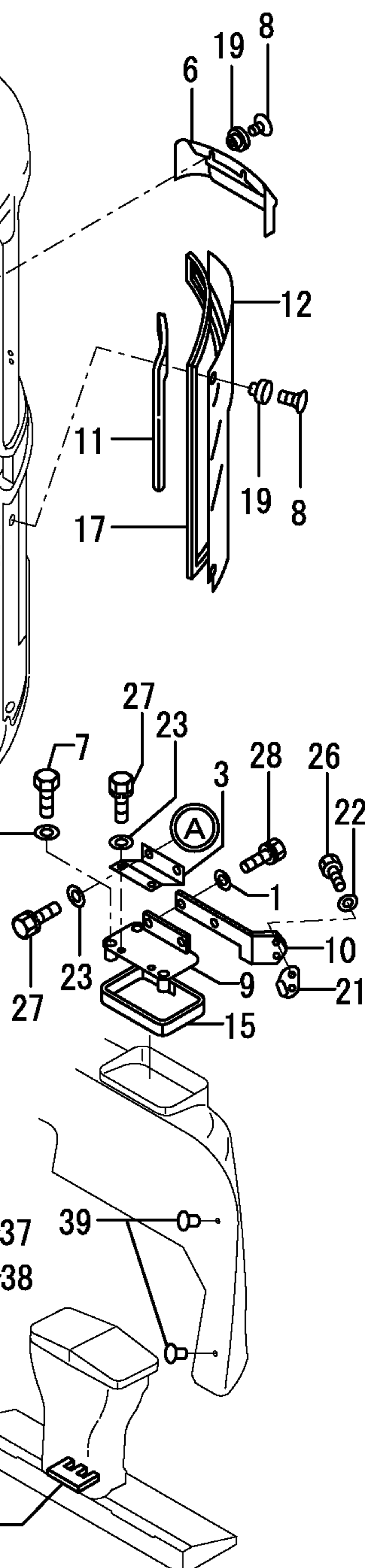
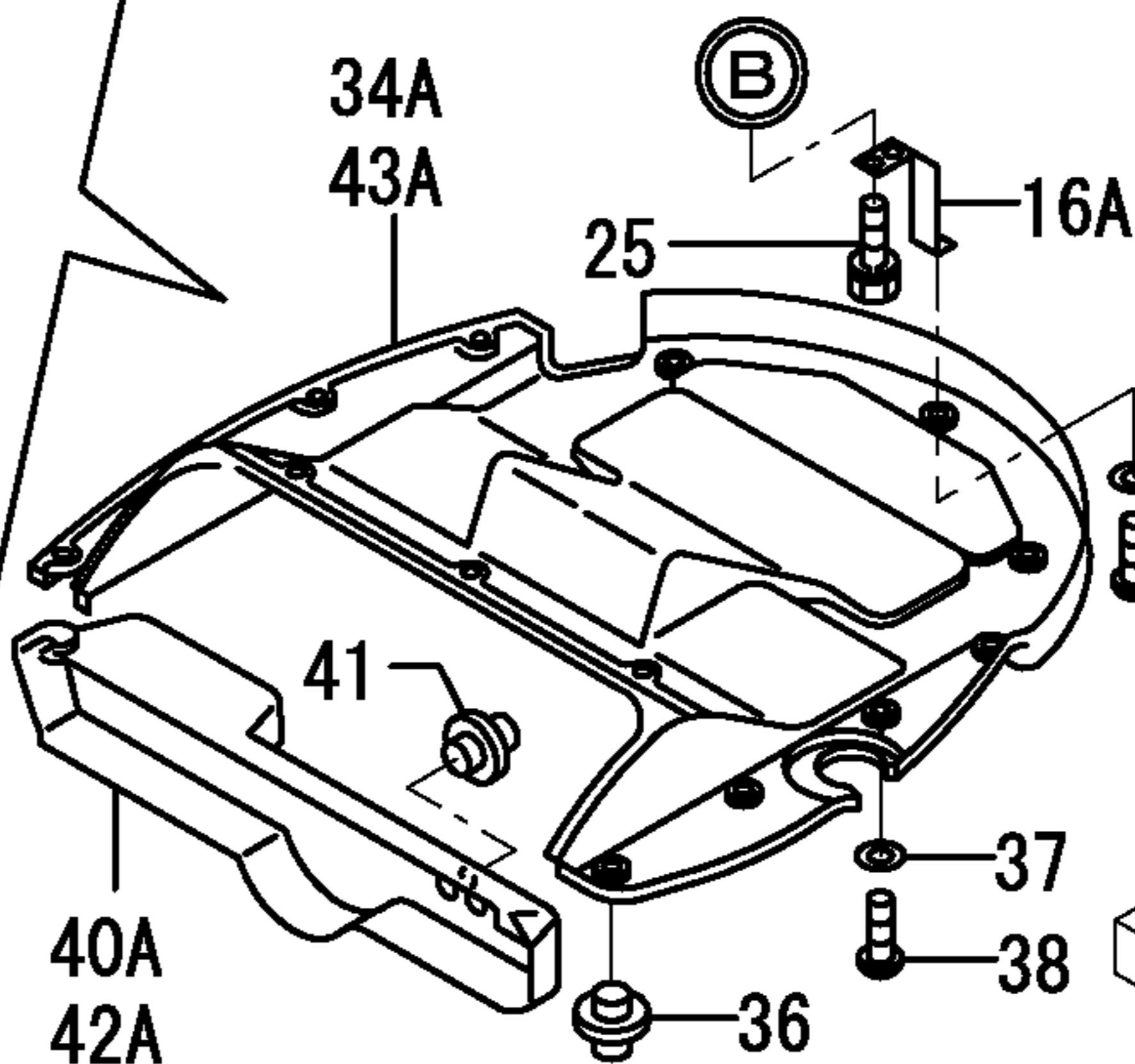
Fig. 44 Ref. No. 1B
INC. Fig. 44 Ref. No. 2~47
Fig. 45 Ref. No. 1~64
Fig. 46 Ref. No. 1~33, 33B, 40B.

COUNTRY	J P	EX
APPLI- CATION	○	—



クーラキット
COOLER KIT
172422-08100
クーラキットは、
項目No. 91を参照下さい。
COOLER KIT is shown in Fig. 91.

COUNTRY	J P	EX
APPLI- CATION	○	—



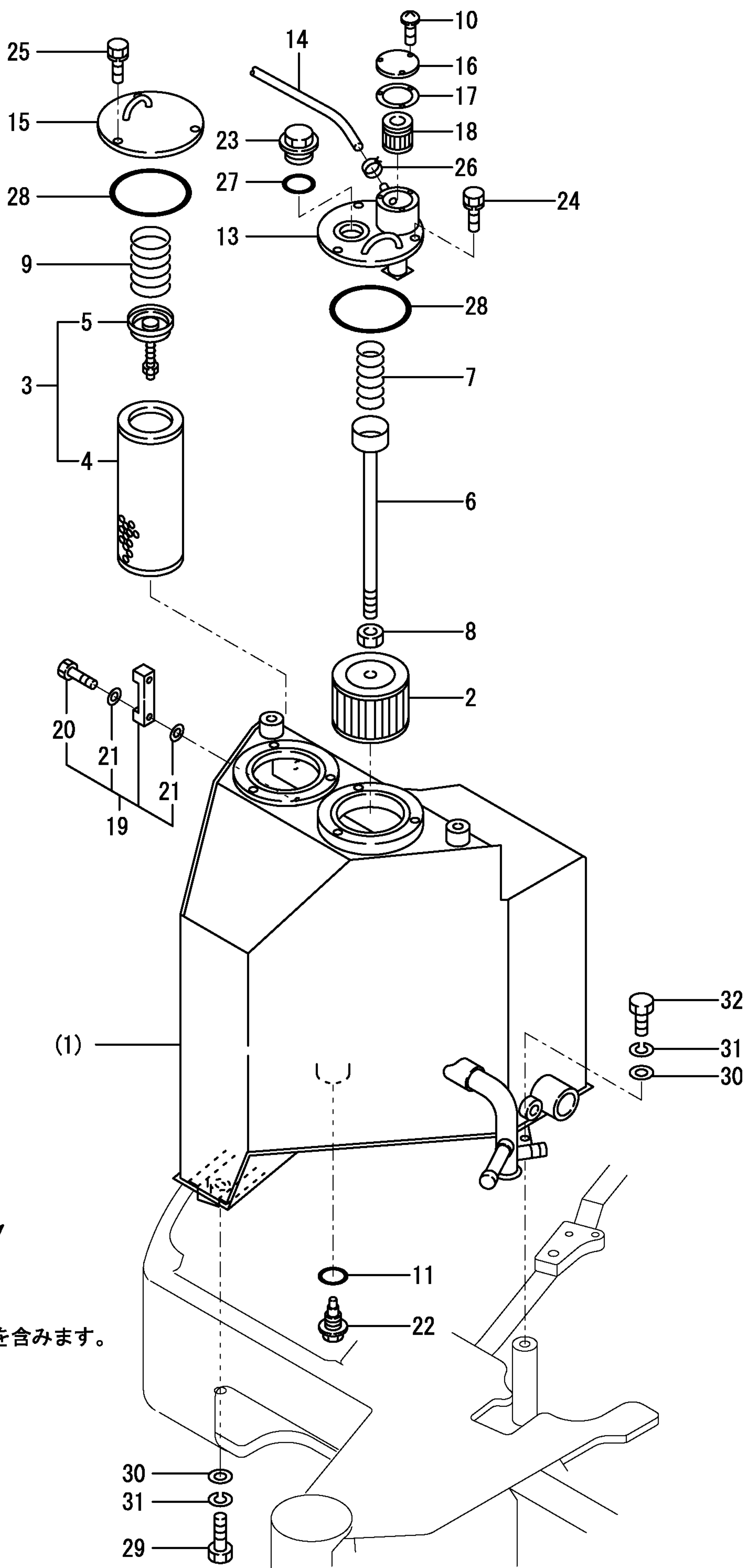
REFER TO Fig. 44

1,1,,172175-72300,, "CYLINDER,BOOM(GREEN)",1,,1,,,,,,,,,,,,,
2,2,,172175-72310,, "TUBE,BOOM(C) (GREEN)",1,,1,,,,,,,,,,,,,
3,3,,172168-72400,, "BUSH 45X55X40",1,,1,,,,,,,,,,,,,
4,3,,172168-81410,, "SEAL 45X55X4, DUST",2,,2,,,,,,,,,,,,,
5,2,,172142-99340,, "CYLINDER KIT, BOOM",1,,1,,,,,,,,,,,,,
6,3,,172142-72900,, "SEAL SET, HEAD",1,,1,,,,,,,,,,,,,
13,3,,172142-72911,, "SEAL SET, PISTON",1,,1,,,,,,,,,,,,,
17,3,,172142-72260,, "WASHER 80 B",1,,1,,,,,,,,,,,,,
18,3,,22252-000561,, "CIRCLIP 56",1,,1,,,,,,,,,,,,,
19,3,,933111-26600,, "RING 55, SPRING",1,,1,,,,,,,,,,,,,
20,2,,172175-72180,, "ROD ASSY, BOOM",1,,1,,,,,,,,,,,,,
21,3,,172168-72400,, "BUSH 45X55X40",1,,1,,,,,,,,,,,,,
22,3,,172168-81410,, "SEAL 45X55X4, DUST",2,,2,,,,,,,,,,,,,
23,2,,172142-72210,, "HEAD 80 40 C W/BUSH",1,,1,,,,,,,,,,,,,
25,3,,933135-14600,, "BUSH 40 30, ROD",1,,1,,,,,,,,,,,,,
25-1,3,,24550-040300,, "BUSH
40X30",1,,1,,,R,,A1686116,XXX,,,A1686116,XXX,,,,,,I
26,2,,172142-72232,, "PISTON 80 27 B",1,,1,,,,,,,,,,,,,
27,2,,172142-72242,, "PISTON 80 27 A",1,,1,,,,,,,,,,,,,
28,2,,172141-72250,, "U-NUT M27",1,,1,,,,,,,,,,,,,
29,2,,172137-72730,, "RING 44B, CUSHION",1,,1,,,,,,,,,,,,,
30,2,,24761-020000,, "NIPPLE PT1/8,GREASE",2,,2,,,,,,,,,,,,,
31,2,,933127-27102,, "PLUNGER 44A, CUSHION",1,,1,,,,,,,,,,,,,
32,1,,172162-61770,, "GUIDE,SLIDE",2,,2,,,,,,,,,,,,,
33,1,,172142-72341-4,, "COVER,BOOM(GREEN:97)",1,,1,,,,,,,,,,,,,
34,1,,22217-100000,, "SPRING WASHER 10",1,,1,,,,,,,,,,,,,
35,1,,26116-100162,, "BOLT M10X 16 PLATED",1,,1,,,,,,,,,,,,,
36,1,,933147-03400,, "WASHER, BRAKE ARM",1,,1,,,,,,,,,,,,,
37,1,,933168-14170,, "SPRING 16",2,,2,,,,,,,,,,,,,

1,1,,172168-72201-4,, "CYLINDER, SWING",1,1,1,1,,,,,,,,,,,,,
2,2,,172168-72211-4,, "TUBE, SWING",1,1,1,1,,,,,,,,,,,,,
3,3,,172171-72150,, "BUSH 38X50X40",1,1,1,1,,,,,,,,,,,,,
4,3,,172168-81270,, "SEAL,DUST 38X50X4",2,2,2,2,,,,,,,,,,,,,
5,2,,24761-020000,, "NIPPLE PT1/8,GREASE",1,1,1,1,,,,,,,,,,,,,
6,2,,172142-72900,, "SEAL SET, HEAD",1,1,1,1,,,,,,,,,,,,,
13,2,,172142-72941,, "SEAL SET, PISTON",1,1,1,1,,,,,,,,,,,,,
18,2,,22252-000561,, "CIRCLIP 56",1,1,1,1,,,,,,,,,,,,,
19,2,,933111-26600,, "RING 55, SPRING",1,1,1,1,,,,,,,,,,,,,
20,2,,172142-72210,, "HEAD 80 40 C W/BUSH",1,1,1,1,,,,,,,,,,,,,
22,3,,933135-14600,, "BUSH 40 30, ROD",1,1,1,1,,,,,,,,,,,,,
22-1,3,,24550-040300,, "BUSH
40X30",1,1,1,1,,R,,A1686116,XXX,A1686116,XXX,A1686116,XXX,A1686116,XXX,,,,,I
23,2,,172142-72232,, "PISTON 80 27 B",1,1,1,1,,,,,,,,,,,,,
24,2,,172142-72242,, "PISTON 80 27 A",1,1,1,1,,,,,,,,,,,,,
25,2,,172141-72250,, "U-NUT M27",1,1,1,1,,,,,,,,,,,,,
26,2,,172137-72700,, "RING 40A, CUSHION",1,1,1,1,,,,,,,,,,,,,
27,2,,172137-72710,, "COLLAR 40B, CUSHION",1,1,1,1,,,,,,,,,,,,,
28,2,,172137-72720,, "COLLAR 40A, CUSHION",1,1,1,1,,,,,,,,,,,,,
29,2,,172137-72730,, "RING 44B, CUSHION",1,1,1,1,,,,,,,,,,,,,
30,2,,172142-72781,, "ROD W/BUSH, SWING",1,1,1,1,,,,,,,,,,,,,
31,3,,172171-72150,, "BUSH 38X50X40",1,1,1,1,,,,,,,,,,,,,
32,3,,172168-81270,, "SEAL,DUST 38X50X4",2,2,2,2,,,,,,,,,,,,,
33,2,,172142-72800,, "PLUNGER 44D, CUSHION",1,1,1,1,,,,,,,,,,,,,
34,2,,172142-72810,, "CIRCLIP 22",1,1,1,1,,,,,,,,,,,,,
35,2,,172142-72260,, "WASHER 80 B",1,1,1,1,,,,,,,,,,,,,
36,1,,172168-72300-4,, "COVER, SWING",,1,,1,,,,,,,,,,,,,
37,1,,22217-100000,, "SPRING WASHER 10",,1,,1,,,,,,,,,,,,,
38,1,,26116-100162,, "BOLT M10X 16 PLATED",,1,,1,,,,,,,,,,,,,
39,1,,933147-03400,, "WASHER, BRAKE ARM",,1,,1,,,,,,,,,,,,,
40,1,,933168-14170,, "SPRING 16",,2,,2,,,,,,,,,,,,,
41,1,,22157-100000,, "WASHER 10",1,,1,,,,,,,,,,,,,
42,1,,22217-100000,, "SPRING WASHER 10",1,,1,,,,,,,,,,,,,
43,1,,26116-100162,, "BOLT M10X 16 PLATED",1,,1,,,,,,,,,,,,,

54,3,,172141-77400,, "PLUG, BLIND",1,1,1,1,,,,,,,,,,,,,I
55,3,,172137-70490,, PLUG,1,1,1,1,,,,,,,,,,,,,I
56,1,,26116-160502,, "BOLT M16X 50 PLATED",4,4,4,4,,,,,,,,,,,,,
57,1,,22217-160000,, "SPRING WASHER 16",4,4,4,4,,,,,,,,,,,,,

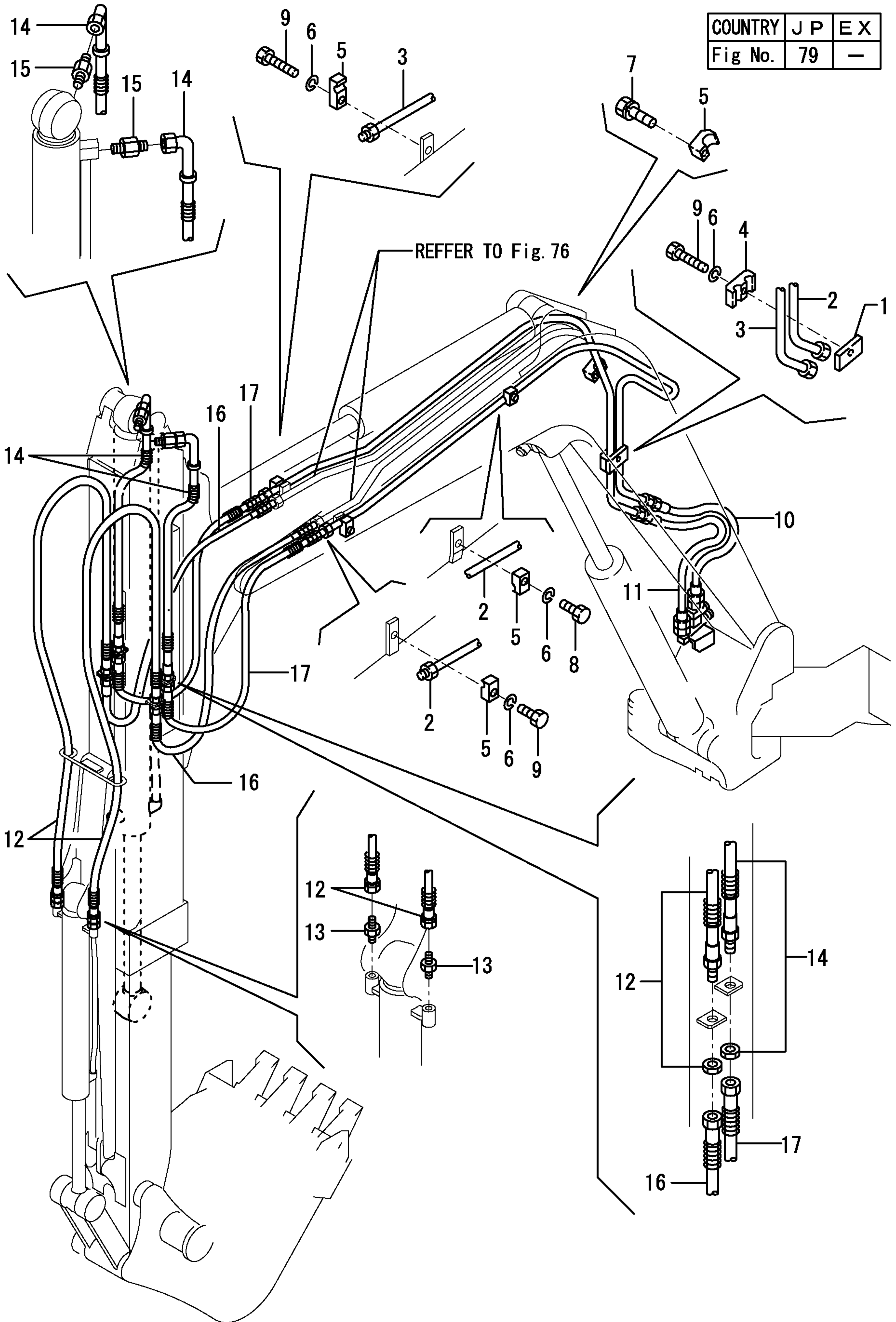
1,2,,172422-74690,, "SECTION, P.T.O.",1,1,1,1,,,,,,,,,,,,,
2,3,,172422-74450,, "SECTION, SPOOL",1,1,1,1,,,,,,,,,,,,,
3,4,,172176-73510,, "BOLT, SOCKET HEAD",2,2,2,2,,,,,,,,,,,,,I
4,4,,172422-74210,, "VALVE, LOAD CHECK",1,1,1,1,,,,,,,,,,,,,I
5,4,,172614-74230,, "SCREW, CAP",1,1,1,1,,,,,,,,,,,,,I
6,4,,172614-74240,, "SEAT, SPRING",2,2,2,2,,,,,,,,,,,,,I
7,4,,172614-74260,, CAP,1,1,1,1,,,,,,,,,,,,,I
8,4,,172614-74270,, "PLATE, SEAL",2,2,2,2,,,,,,,,,,,,,I
9,4,,172614-74280,, "SPRING, CHECK VALVE",1,1,1,1,,,,,,,,,,,,,I
10,4,,172614-74290,, WIPER,2,2,2,2,,,,,,,,,,,,,
11,4,,172614-74310,, SCREW,2,2,2,2,,,,,,,,,,,,,
12,4,,172422-74350,, SPRING,1,1,1,1,,,,,,,,,,,,,
13,4,,172422-74370,, O-RING,2,2,2,2,,,,,,,,,,,,,
14,4,,172422-74460,, POPPET,1,1,1,1,,,,,,,,,,,,,I
15,4,,172122-74640,, "HEAD, SPOOL",1,1,1,1,,,,,,,,,,,,,I
16,4,,24321-000550,, "O-RING 1A G-55.0",1,1,1,1,,,,,,,,,,,,,
17,3,,172187-74540,, PLUG,2,2,2,2,,,,,,,,,,,,,
18,4,,24315-000140,, "O-RING 1B P-14.0",2,2,2,2,,,,,,,,,,,,,
19,3,,172146-74720,, "VALVE ASSY, SHUT-OFF",2,2,2,2,,,,,,,,,,,,,
20,4,,172116-74150,, O-RING,2,2,2,2,,,,,,,,,,,,,
21,4,,24311-240100,, "O-RING 1A P-10A",2,2,2,2,,,,,,,,,,,,,
22,2,,172422-74470,, "SPACER, SECTION",1,1,1,1,,,,,,,,,,,,,
23,3,,172113-74190,, SPRING,1,1,1,1,,,,,,,,,,,,,I
24,3,,172422-74480,, "HOUSING, SPACER",1,1,1,1,,,,,,,,,,,,,I
25,3,,172422-74490,, PLUG,1,1,1,1,,,,,,,,,,,,,I
26,3,,172422-74500,, PLUG,2,2,2,2,,,,,,,,,,,,,I
27,3,,172187-74520,, POPPET,1,1,1,1,,,,,,,,,,,,,I
28,3,,23871-020000,, "PLUG PT1/4, SCREW",1,1,1,1,,,,,,,,,,,,,I
29,3,,24315-000140,, "O-RING 1B P-14.0",1,1,1,1,,,,,,,,,,,,,
30,3,,24315-000180,, "O-RING 1B P-18.0",2,2,2,2,,,,,,,,,,,,,
31,2,,172422-74510,, "SECTION, SPOOL",1,1,,,,,,,,,,,,,
31-1,2,,172422-74511,, "SPOOL
SECTION",1,1,1,1,,N,72422118,M/#12130,72422118,M/#12130,,,,,,,,,
32,3,,172422-74160,, CAP,1,1,1,1,,,,,,,,,,,,,I
33,3,,172422-74170,, "SCREW, CAP",1,1,1,1,,,,,,,,,,,,,I
34,3,,172422-74180,, "SEAT, SPRING",2,2,2,2,,,,,,,,,,,,,I
35,3,,172422-74190,, SPRING,1,1,1,1,,,,,,,,,,,,,I
36,3,,172422-74200,, CAP,1,1,1,1,,,,,,,,,,,,,I
37,3,,172422-74210,, "VALVE, LOAD CHECK",1,1,1,1,,,,,,,,,,,,,I
38,3,,172422-74220,, O-RING,2,2,2,2,,,,,,,,,,,,,
39,3,,172422-74230,, "BOLTE, SOCKET HEAD",4,4,4,4,,,,,,,,,,,,,I
40,3,,172422-74240,, POPPET,1,1,1,1,,,,,,,,,,,,,I
41,3,,172614-74280,, "SPRING, CHECK VALVE",1,1,1,1,,,,,,,,,,,,,I
42,3,,24321-000550,, "O-RING 1A G-55.0",1,1,1,1,,,,,,,,,,,,,
43,2,,172422-74700,, "SECTION, BLADE",1,1,1,1,,,,,,,,,,,,,
44,3,,172422-74520,, "SECTION, SPOOL",1,1,1,1,,,,,,,,,,,,,
45,4,,172176-73510,, "BOLT, SOCKET HEAD",2,2,2,2,,,,,,,,,,,,,I
46,4,,172422-74210,, "VALVE, LOAD CHECK",1,1,1,1,,,,,,,,,,,,,I
47,4,,172614-74230,, "SCREW, CAP",1,1,1,1,,,,,,,,,,,,,I
48,4,,172614-74240,, "SEAT, SPRING",2,2,2,2,,,,,,,,,,,,,I
49,4,,172614-74260,, CAP,1,1,1,1,,,,,,,,,,,,,I
50,4,,172614-74270,, "PLATE, SEAL",2,2,2,2,,,,,,,,,,,,,I
51,4,,172614-74280,, "SPRING, CHECK VALVE",1,1,1,1,,,,,,,,,,,,,I
52,4,,172614-74290,, WIPER,2,2,2,2,,,,,,,,,,,,,
53,4,,172614-74310,, SCREW,2,2,2,2,,,,,,,,,,,,,I
54,4,,172422-74350,, SPRING,1,1,1,1,,,,,,,,,,,,,I
55,4,,172422-74370,, O-RING,2,2,2,2,,,,,,,,,,,,,
56,4,,172422-74460,, POPPET,1,1,1,1,,,,,,,,,,,,,I
57,4,,172122-74640,, "HEAD, SPOOL",1,1,1,1,,,,,,,,,,,,,I
58,4,,24321-000550,, "O-RING 1A G-55.0",1,1,1,1,,,,,,,,,,,,,
59,3,,172422-74590,, VALVE,1,1,1,1,,,,,,,,,,,,,
60,4,,172422-74620,, "SEAL KIT",1,1,1,1,,,,,,,,,,,,,
61,2,,172422-74710,, "SECTION, CONTROL",1,1,1,1,,,,,,,,,,,,,



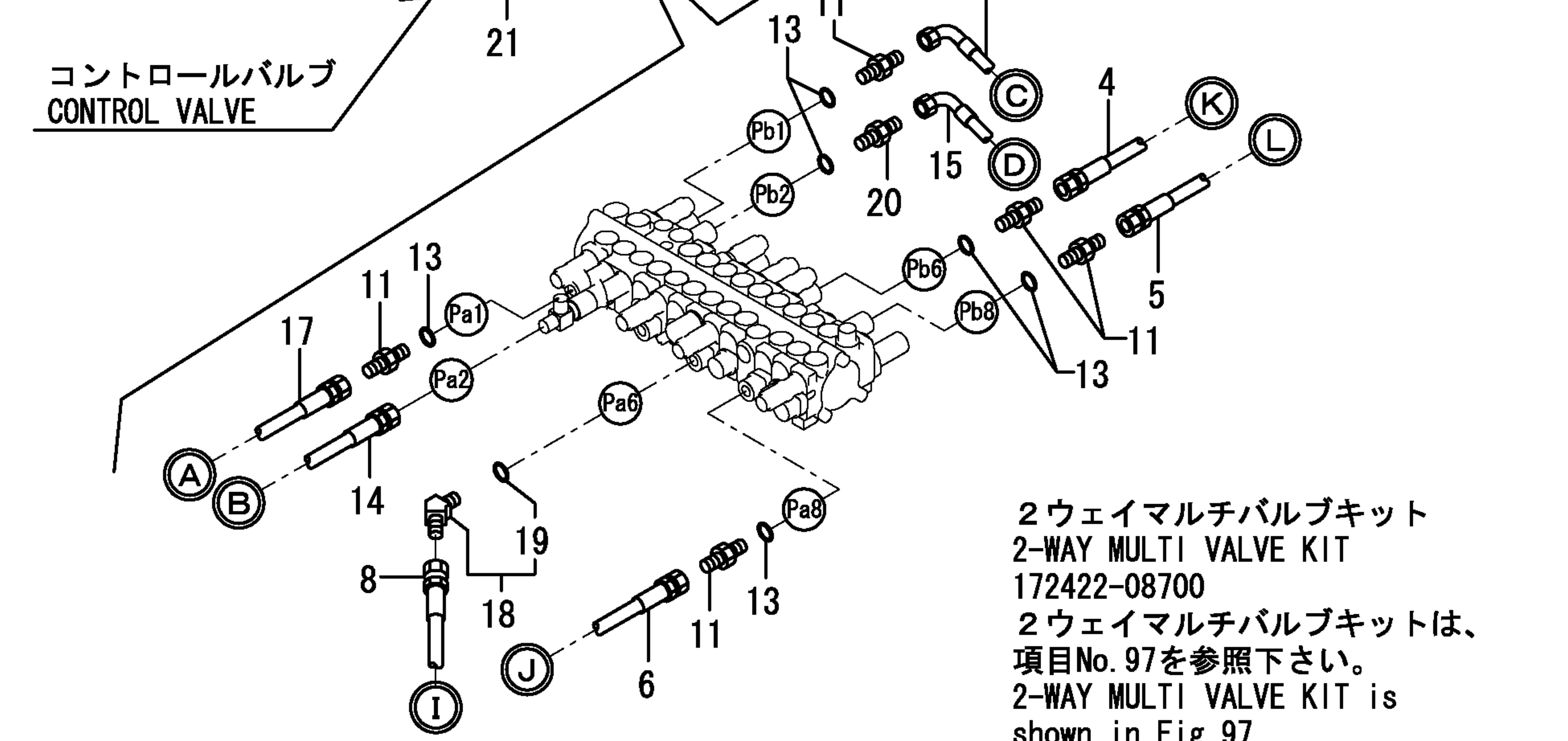
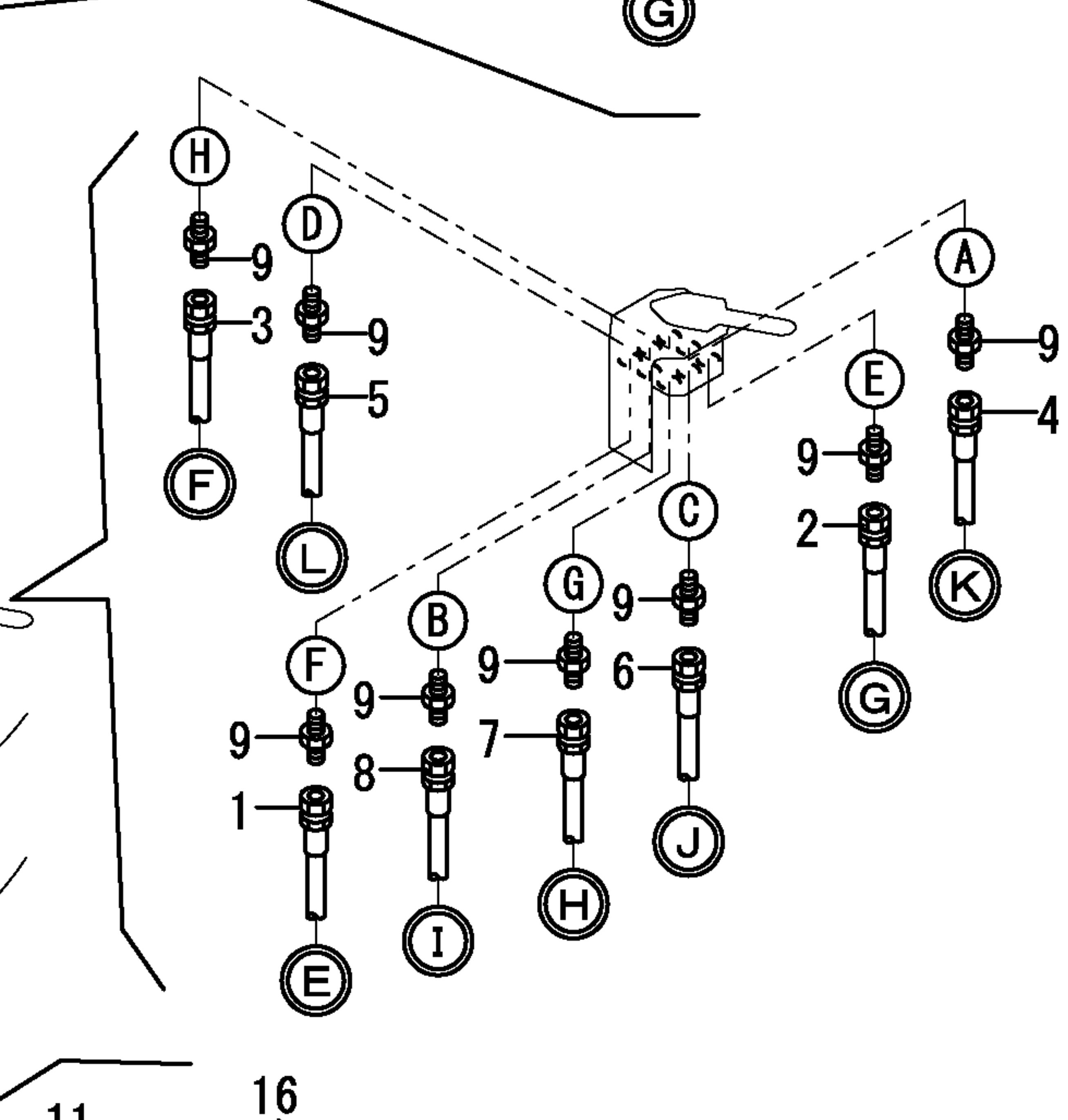
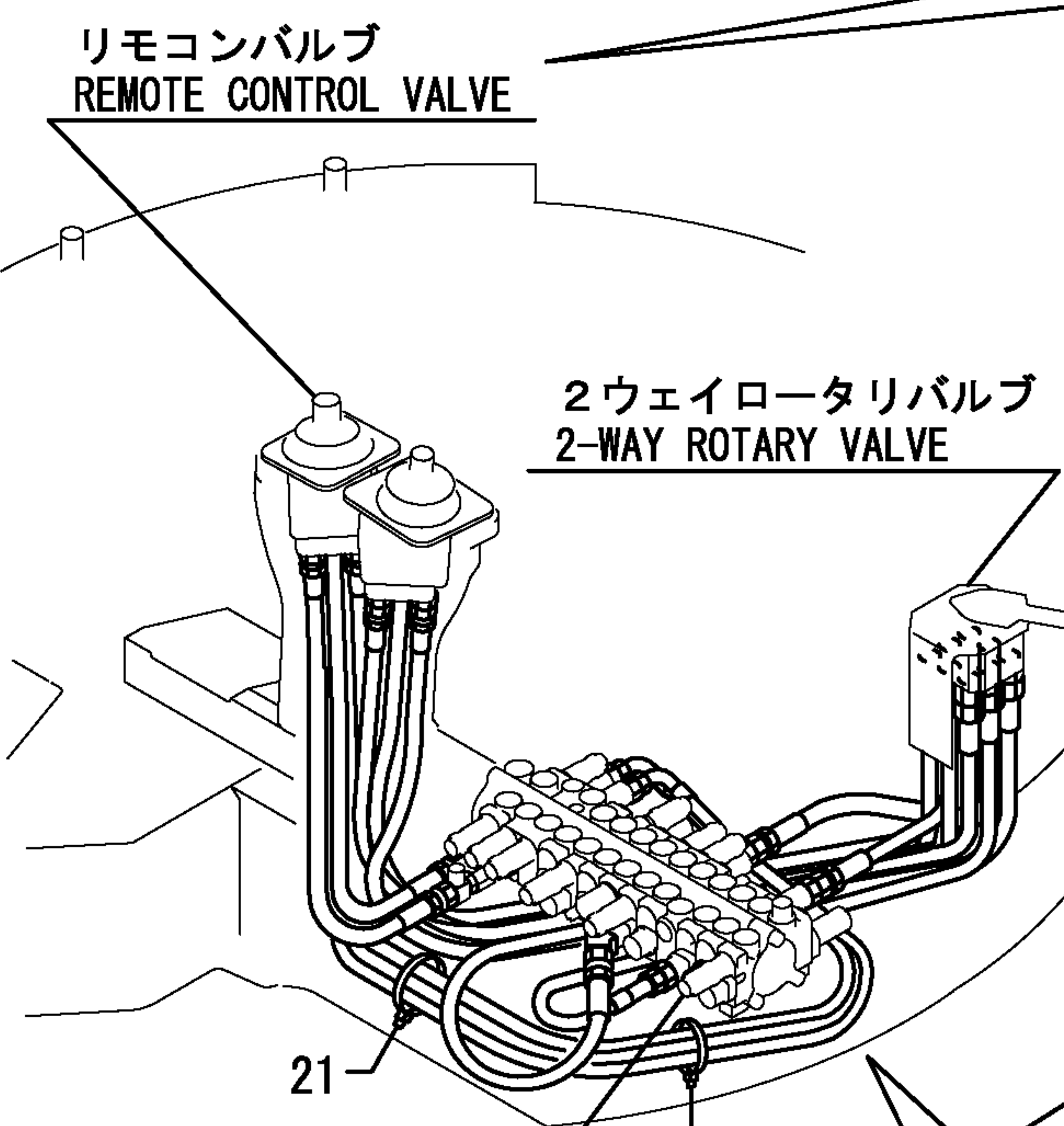
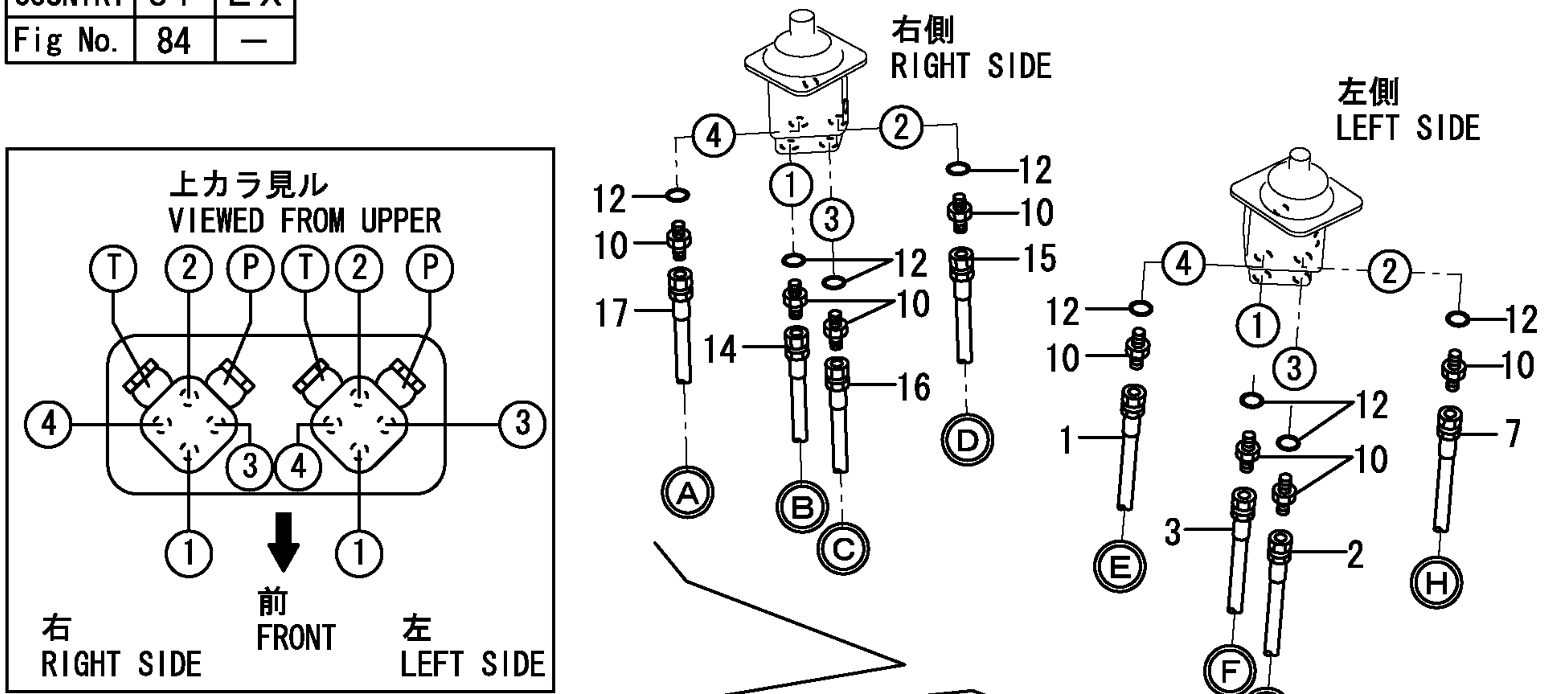
見出しNo. 1は
見出しNo. (1)~28を含みます。
1 INC. (1)~28.



COUNTRY	J P	E X
Fig No.	79	—

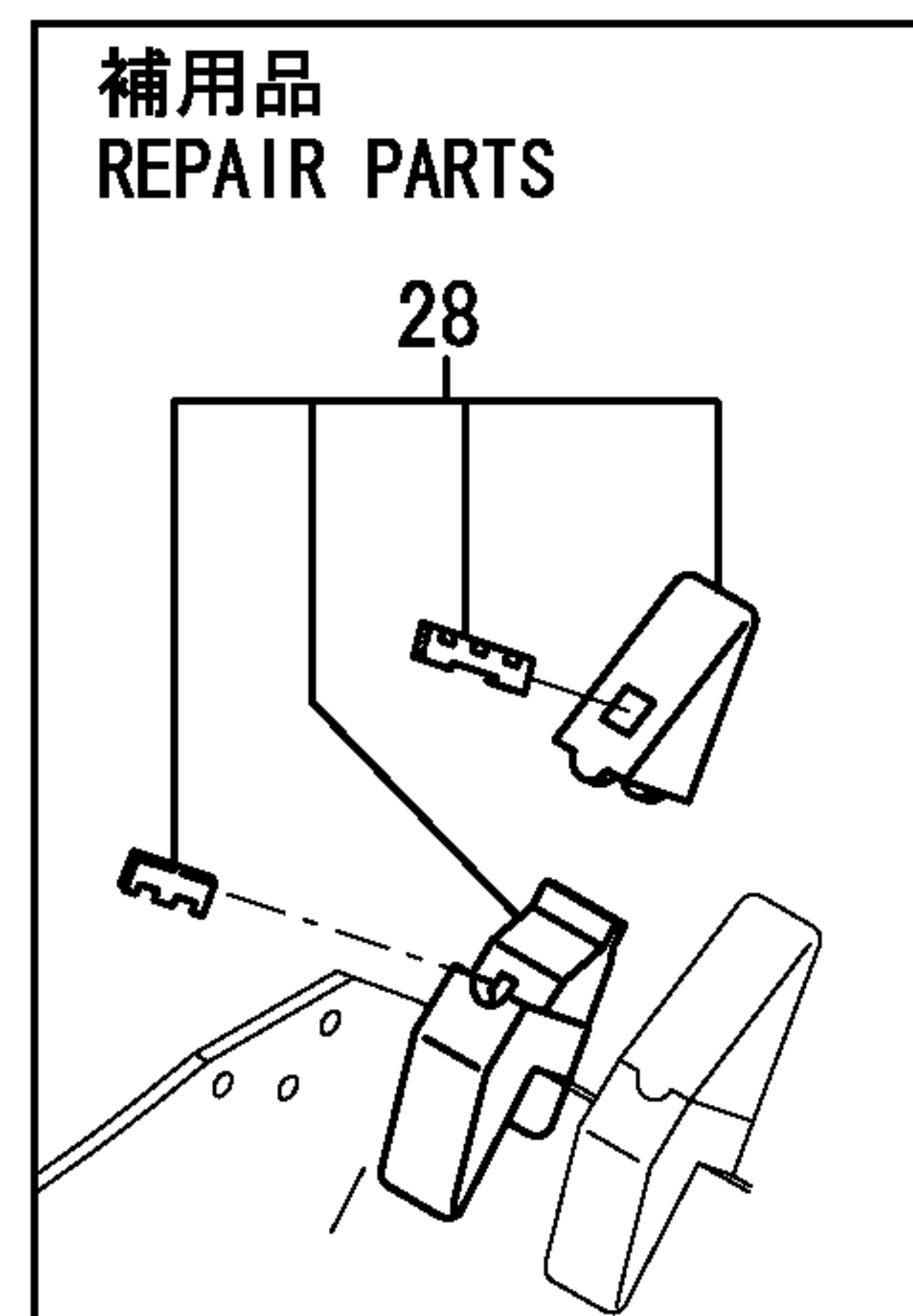
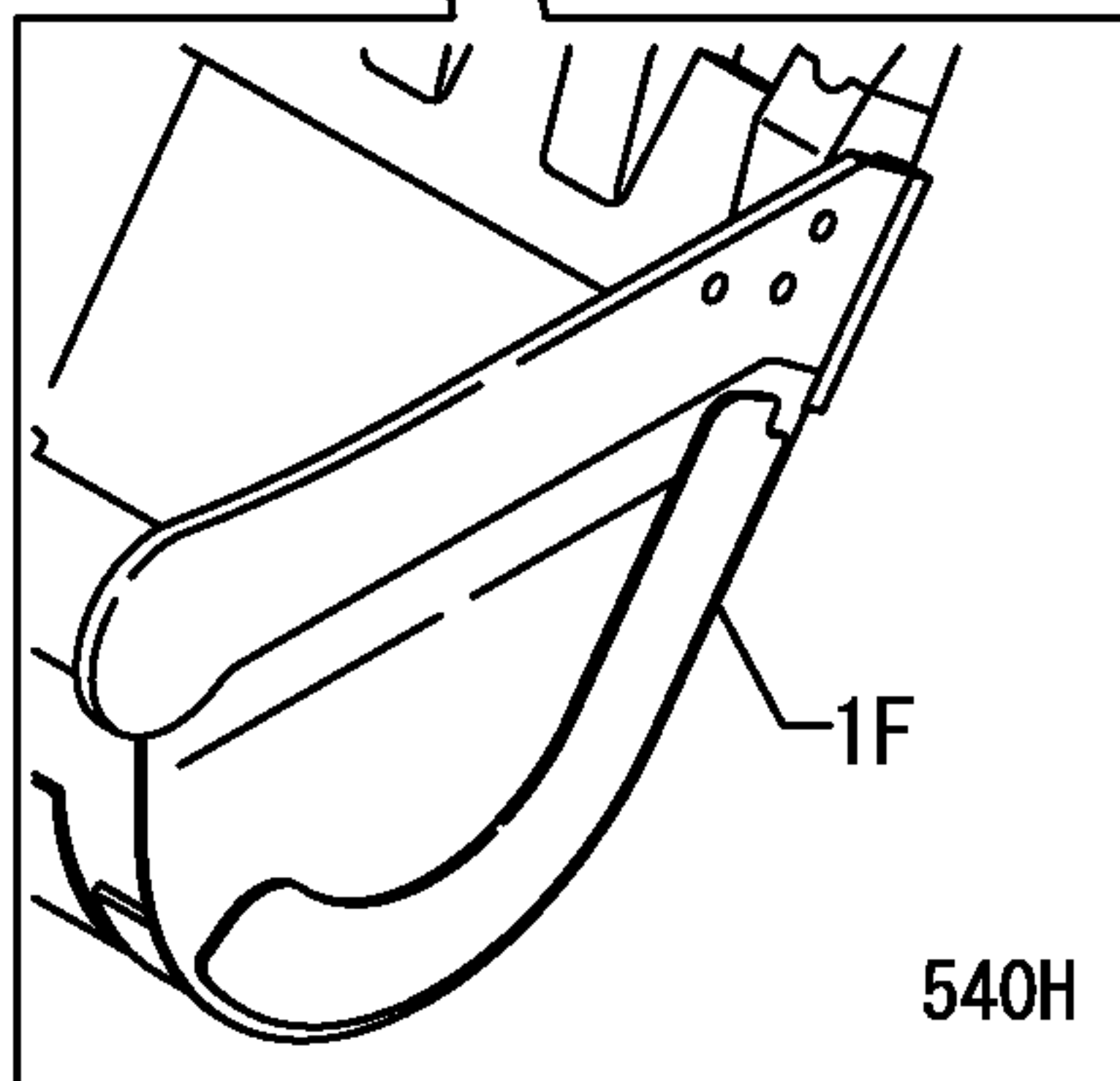
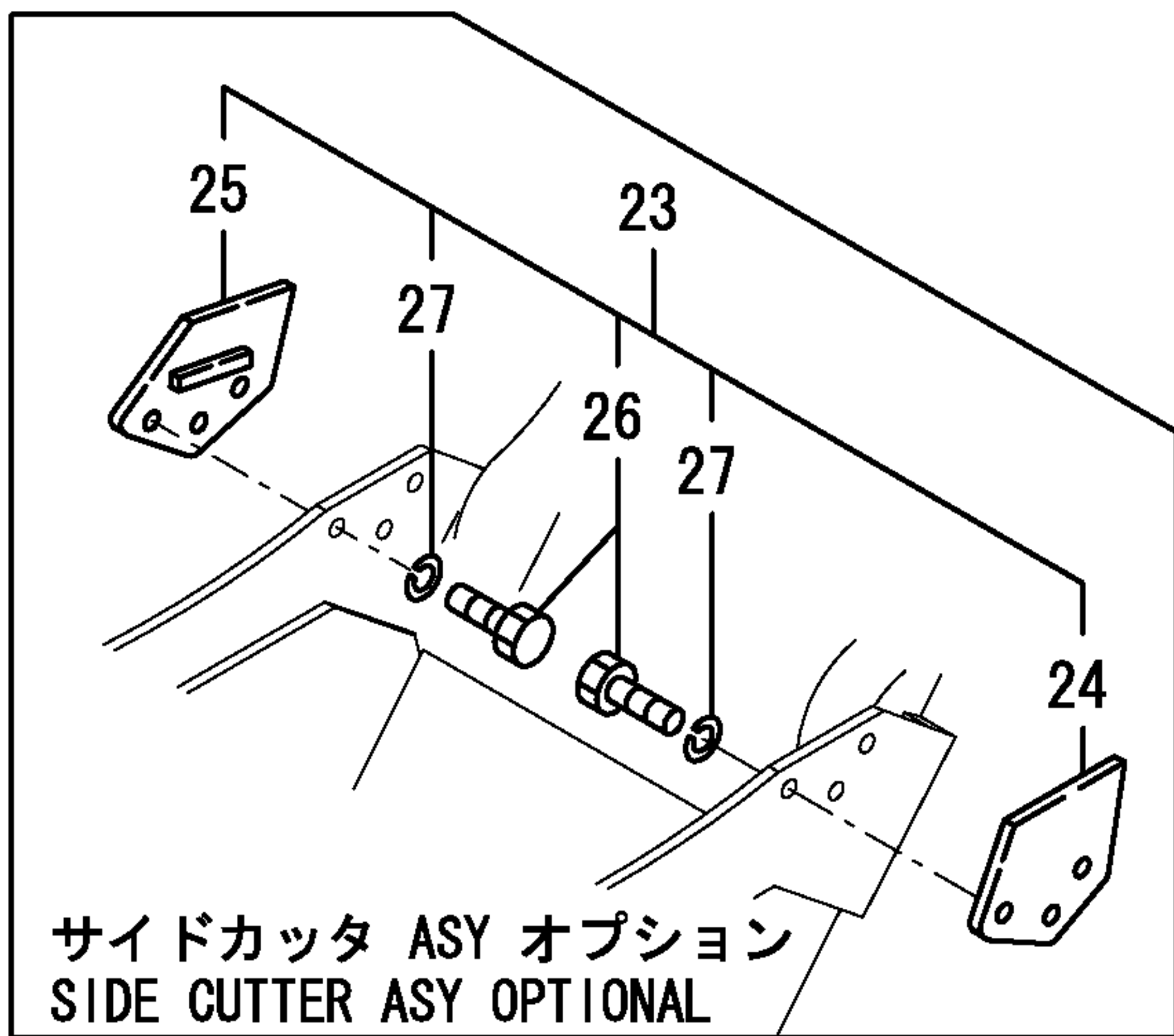
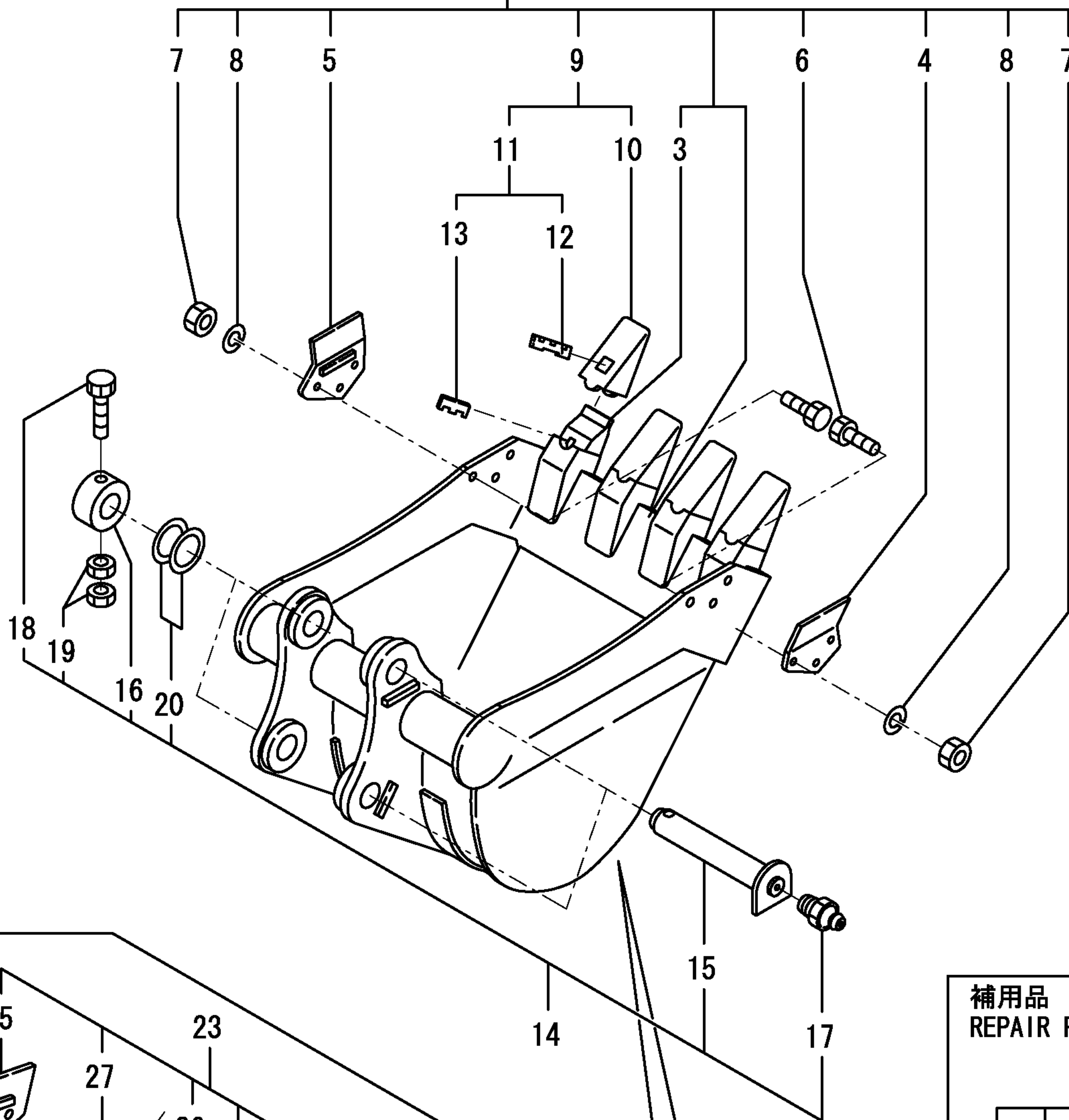


COUNTRY	J P	E X
Fig No.	84	-



2ウェイマルチバルブキット
 2-WAY MULTI VALVE KIT
 172422-08700
 2ウェイマルチバルブキットは、
 項目No. 97を参照下さい。
 2-WAY MULTI VALVE KIT is
 shown in Fig. 97.

- 1A (340S) アタッチメント (ATTACHMENT)
- 1B (490S) アタッチメント (ATTACHMENT)
- 1C (540S) 標準
- 1D (590S) アタッチメント (ATTACHMENT)
- 1E (640S) アタッチメント (ATTACHMENT)
- 1F (540H) アタッチメント (ATTACHMENT)



COUNTRY	J P	E X
Fig No.	93	—

Fig.12 アクセル(ワンタッチセル仕様)
ACCELERATOR
(ONE TOUCH DECEL SPEC.)

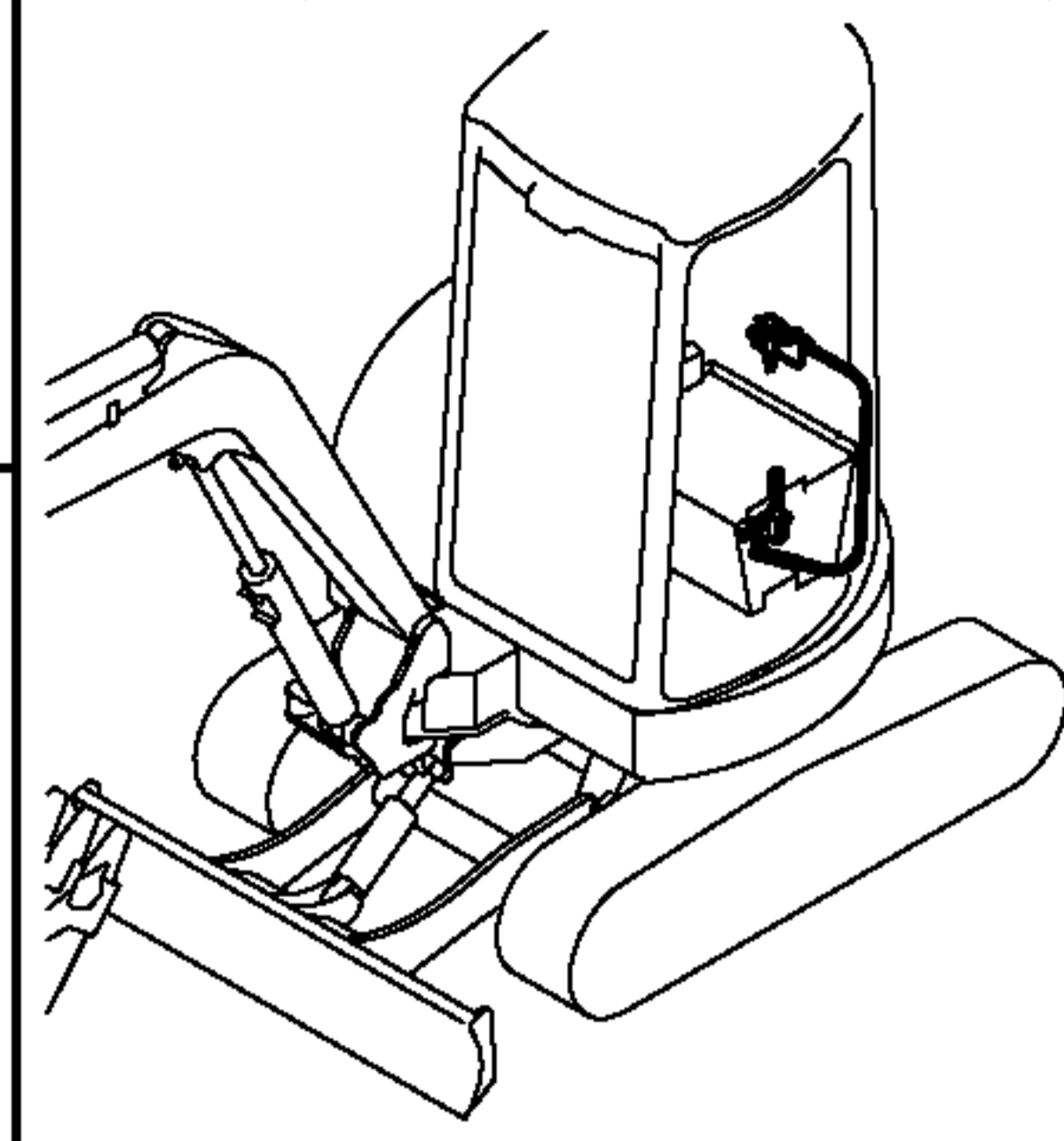


Fig.14 ラジエータ & マウント
RADIATOR & MOUNT

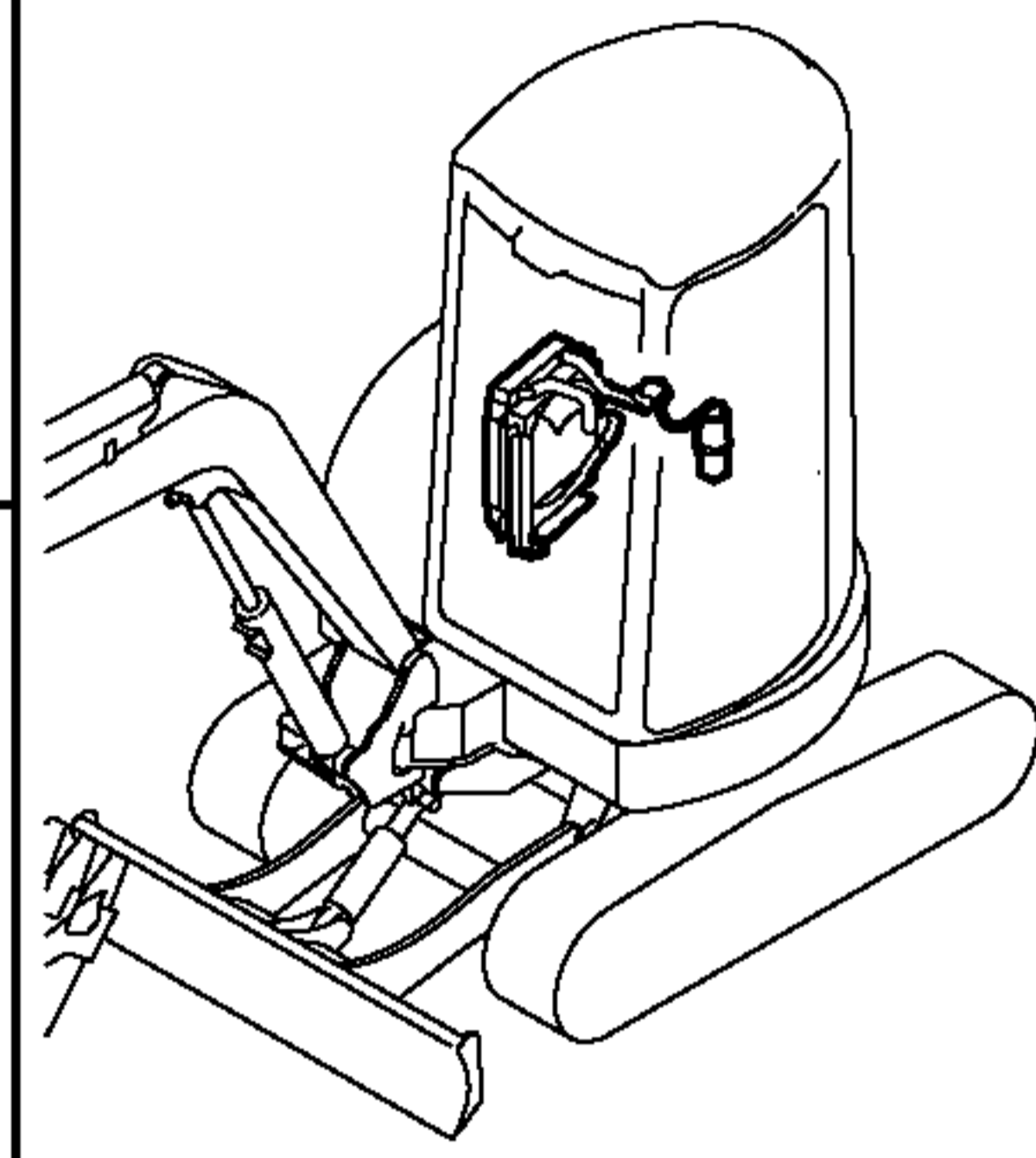


Fig.19 電装品(ワンタッチセル仕様)
ELECTRIC PART (ONE TOUCH
DECEL SPEC.)

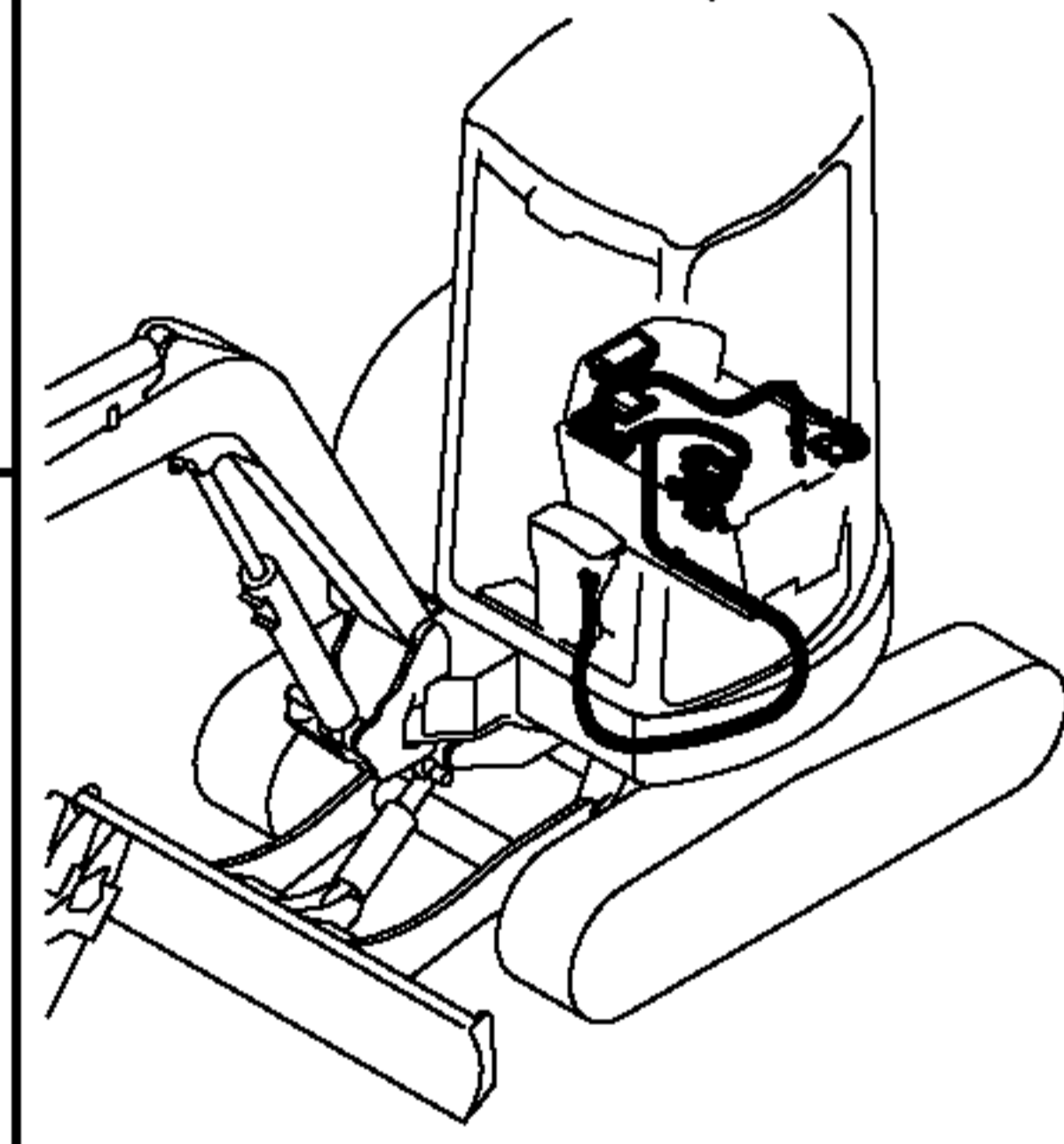
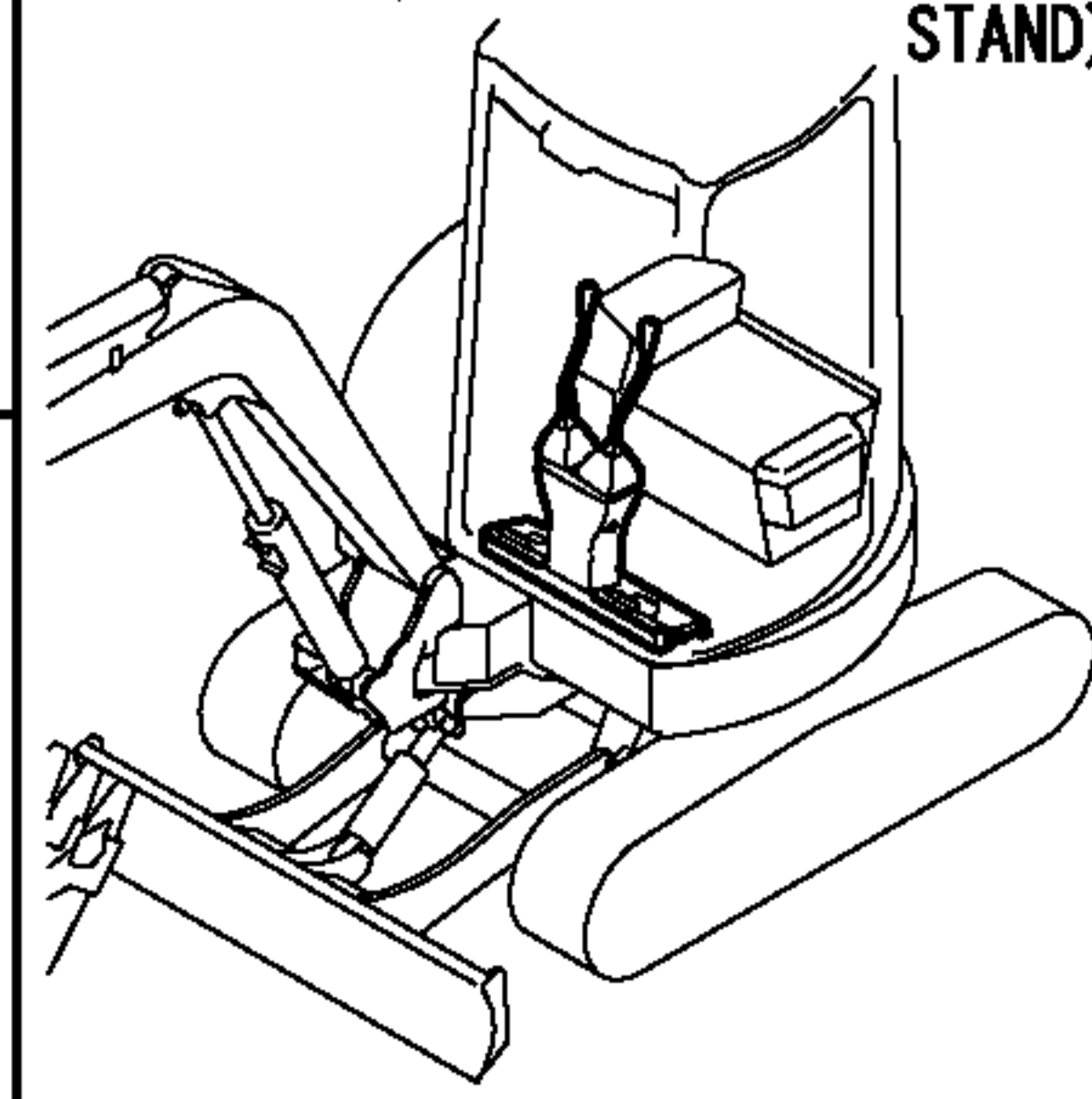


Fig.32 操縦装置
(作業レバー & スタンド)
CONTROL EQUIPMENT
(OPERATION LEVER &
STAND)



1
デセルキット
DECEL KIT
(172175-08200)

標準仕様のエンジンコントロールに
ワンタッチデセル機構を追加する為の
リンクとワイヤーの改装部品です。
LINK & WIRE PARTS IN ORDER TO ADD
ONE-TOUCH DECEL SYSTEM TO STANDARD SPEC.
OF ENGINE CONTROL.

CLICK HERE TO **DOWNLOAD** THE COMPLETE MANUAL

- Thank you very much for reading the preview of the manual.
- You can download the complete manual from: www.heydownloads.com by clicking the link below



- Please note: If there is no response to CLICKING the link, please download this PDF first and then click on it.

CLICK HERE TO **DOWNLOAD** THE COMPLETE MANUAL