

PARTS CATALOGUE

# CC501


VIBRATION ROLLER

S-10229-1

Cummins 6CT 8.3

Valid for  
S/N \* 610 \* 001 \*

P/N 11 19 87



## ***DYNAPAC***

Dynapac Heavy Equipment AB

Box 504, S-371 23 KARLSKRONA, SWEDEN  
Tel. INT +46 455-229 30,  
Telex 43041 dynkar  
Telefax INT +46 455-295 39

CLICK HERE TO **DOWNLOAD** THE COMPLETE MANUAL

- Thank you very much for reading the preview of the manual.
- You can download the complete manual from: [www.heydownloads.com](http://www.heydownloads.com) by clicking the link below



- Please note: If there is no response to CLICKING the link, please download this PDF first and then click on it.

CLICK HERE TO **DOWNLOAD** THE COMPLETE MANUAL

0010


Utgåva Issue		Bildnr Picture No			BAKRE RAM		REAR FRAME		Grupp Group	Sida Page
1989-10		14944							10	4
Pos. Fig.	Antal/Quantity			Art nr Part No	Benämning	Description	Sats Kit	L S	Anmärkning Notes	
	CC 501									
0020	1	1		85 11 76	Ram .....	Frame.....				
0040	2	2		31 00 22	Smörjnippel .....	Lubr.fitting .....				
0060	3	2		23 43 41	Adapter .....	Adapter.....				
0080	4	2		48 22 57	Slang .....	Hose .....				
0100	5	2		23 43 58	Nippel .....	Nipple .....				
0120	6	1		85 13 66	Plåt .....	Plate .....				
0140	7	6		50 00 31	Skruv .....	Screw .....				
0160	8	6		80 12 73	Bricka .....	Washer .....				
0180	9	2		81 33 16	Lager .....	Bearing .....	D	3		
0200	10	1		85 13 97	Fäste .....	Bracket .....				
0220	11	4		50 02 09	Skruv .....	Screw .....				
0240	12	4		92 84 66	Bricka .....	Washer .....				
0260	13	4		58 60 22	Mutter .....	Nut .....				
0280	14	4		85 03 45	Fäste .....	Bracket .....				
0300	15	8		50 00 70	Skruv .....	Screw .....				
0320	16	4		60 00 11	Bricka .....	Washer .....				
0340	17	4		58 60 21	Mutter .....	Nut .....				
0360	18	1		85 03 47	Fäste .....	Bracket .....				
0380	19	1		85 03 57	Skrapa .....	Scraper .....	D	3		
0400	20	1		85 03 48	Skraphållare .....	Scraper clamp.....				
0420	21	11		50 00 49	Skruv .....	Screw .....				
0440	22	22		60 00 09	Bricka .....	Washer .....				
0460	23	11		58 60 19	Mutter .....	Nut .....				
0480	24	16		50 01 95	Skruv .....	Screw .....				
0500	25	4		85 03 42	Fäste .....	Bracket .....				
0520	26	16		60 00 09	Bricka .....	Washer .....				
0540	27	16		58 60 19	Mutter .....	Nut .....				
0560	28	4		61 50 46	Bricka .....	Washer .....				

0060

Utgåva Issue		Bildnr Picture No		VATTENTANK		WATER TANK		Grupp Group	Sida Page
1989-10		14948						10	14
Pos. Fig.	Antal/Quantity			Art nr Part No	Benämning	Description	Sats Kit	L S	Anmärkning Notes
	CC 501								
0020	1	2		85 14 83	Vattentank .....	Water tank .....	D	4	BLACK
0040	2	1		33 32 28	.Lock .....	.Cap .....	D	3	
0060	3	1		92 80 12	.Plugg .....	.Plug .....			
0080	4	2		85 13 93	Tankstöd .....	Tank support .....			
0100	5	8		50 00 37	Skruv .....	Screw .....			
0120	6	8		50 01 94	Skruv .....	Screw .....			
0140	7	2		84 26 64	Sil .....	Strainer .....	B	2	
0160	8	2		34 84 83	Tätningring .....	Seal ring .....	D	3	
0180	9	2		80 19 98	Nivåmätare .....	Gauge .....	D	3	
0200	10	1		92 14 27	.Packning .....	.Gasket .....	D	3	
0220	11	8		53 30 38	Skruv .....	Screw .....			
0240	12	8		61 50 42	Bricka .....	Washer .....			
0260	13	4		85 14 49	Skena .....	Bar .....			
0280	14	6		92 52 27	Skruv .....	Screw .....			
0300	15	6		50 00 73	Skruv .....	Screw .....			
0320	16	12		60 00 09	Bricka .....	Washer .....			
0340	17	12		58 60 19	Mutter .....	Nut .....			
0360	18	2		85 13 89	Tankstöd .....	Tank support .....			
0380	19	1		85 13 82	.Tankstöd .....	.Tank support .....			
0400	20	1		85 13 83	.Tankstöd .....	.Tank support .....			
0420	21	16		50 01 96	Skruv .....	Screw .....			
0440	22	32		61 50 45	Bricka .....	Washer .....			
0460	23	24		57 00 07	Mutter .....	Nut .....			
0480	24	2		85 13 92	Tankstöd .....	Tank support .....			

0010

Utgåva Issue		Bildnr Picture No		VALSAR		DRUMS		Grupp Group	Sida Page
1989-10		14951						20	4
Pos. Fig.	Antal/Quantity			Art nr Part No	Benämning	Description	Sats Kit	L S	Anmärkning Notes
	CC 501								
0020	1	1		85 13 75	Valssvep .....	Drum .....			
0040	2	1		34 88 25	Axel .....	Shaft .....	D	3	
0060	3	2		34 94 01	Slithylsa .....	Wearsleeve .....	D	3	
0080	4	16		90 06 33	Skruv .....	Screw .....			
0100	5	6		50 00 35	Skruv .....	Screw .....			
0120	6	8		16 20 27	Bricka .....	Washer .....			
0140	7	1		34 34 90	Andningsfilter .....	Breather .....	D	3	
0160	8	2		34 34 75	Lagerhus .....	Bearing housing .....	D	4	
0180	9	2		81 36 97	Tätning .....	Seal .....	D	3	
0200	10	4		11 40 36	Lager .....	Bearing .....	D	3	
0220	11	36		50 00 93	Skruv .....	Screw .....			
0240	12	44		61 50 46	Bricka .....	Washer .....			
0260	13	2		92 25 52	Oljenivåglas .....	Oil level glas .....	D	3	
0280	14	2		34 37 44	Magnetplugg .....	Magnetic plug .....	D	3	
0300	15	2		16 20 17	Tätningbricka .....	Sealingwasher .....	D	3	
0320	16	1		34 94 03	Excenteraxel .....	Eccentric shaft .....	D	4	
0340	17	2		92 74 09	O-ring .....	O-ring .....	D	3	
0360	18	1		34 34 58	Lagerhus H. ....	Bearing housing RH .....	D	3	
0380	19	1		92 94 47	V-ring .....	V-ring .....	D	3	
0400	20	1		16 70 23	Tätning .....	Seal .....	D	3	
0420	21	1		34 33 18	Lagerhus .....	Bearing housing .....	D	3	
0440	22	8		57 00 08	Mutter .....	Nut .....			
0460	23	8		50 00 76	Skruv .....	Screw .....			
0480	24	8		60 00 11	Bricka .....	Washer .....			
0500	25	1		11 60 41	Lager .....	Bearing .....	D	3	
0520	26	1		34 34 80	Fästplåt .....	Mounting plate .....			
0540	27	1		34 59 96	Motoradapter .....	Motoradapter .....			
0560	28	4		50 01 96	Skruv .....	Screw .....			
0580	29	8		61 50 45	Bricka .....	Washer .....			
0600	30	1		34 34 62	Lagerlock .....	Bearing cover .....			
0620	31	8		50 80 19	Skruv .....	Screw .....			
0640	32	1		34 59 97	Splineshylsa .....	Splined sleeve .....	D	3	
0660	33	1		34 94 02	Excenteraxel .....	Eccentric shaft .....	D	4	
0680	34	1		34 34 70	Lagerhus .....	Bearing housing .....	D	4	
0700	35	1		33 56 61	Lagerlock .....	Bearing cover .....			
0720	36	6		50 00 28	Skruv .....	Screw .....			
0740	37	6		61 50 44	Bricka .....	Washer .....			
0760	38	14		80 11 87	Gummi-element .....	Shock mount .....	B	2	
0780	39	112		58 60 19	Mutter .....	Nut .....			
0800	40	112		50 01 94	Skruv .....	Screw .....			
0820	41	112		60 00 14	Bricka .....	Washer .....			
0840	42	1		85 13 39	Drivplatta .....	Drive plate .....			
0860	43	1		90 01 82	Valsväxel .....	Gear box .....			SEE SIDA 008 , 1C09
0880	44	1		85 13 38	Fästplåt .....	Mounting plate .....			
0900	45	12		92 33 44	Mutter .....	Nut .....			
0920	46	16		92 74 11	Skruv .....	Screw .....			
0940	47	16		61 50 47	Bricka .....	Washer .....			
0960	48	1		85 13 40	Skydd .....	Guard .....			
0980	49	20		50 02 09	Skruv .....	Screw .....			
1000	50	45		58 60 22	Mutter .....	Nut .....			
1020	51	1		33 55 53	Vibrationsmotor .....	Vibr. motor .....			SEE GROUP 50



0050

Utgåva Issue		Bildnr Picture No		AVGASSYSTEM		EXHAUST SYSTEM		Grupp Group	Sida Page
1989-10		14956						30	12
Pos. Fig.	Antal/Quantity			Art nr Part No	Benämning	Description	Sats Kit	L S	Anmärkning Notes
	CC 501								
0020	1	1		90 02 01	Regnskydd .....	Rain cap .....			
0040	2	1		90 01 96	Avgasrör .....	Exhaust pipe .....			
0060	3	3		92 11 70	Klamma .....	Clamp .....			
0080	4	1		85 13 69	Ljuddämpare .....	Muffler .....	D	4	
0100	5	1		50 00 48	Skruv .....	Screw .....			
0120	6	1		61 50 44	Bricka .....	Washer .....			
0140	7	1		90 01 95	Skydd .....	Cage .....			
0160	8	2		90 06 23	Fästring .....	Mounting ring .....			
0180	9	2		57 10 03	Mutter .....	Nut .....			
0200	10	2		60 40 06	Bricka .....	Washer .....			
0220	11	1		85 16 96	Avgasslang .....	Exhaust hose .....	D	3	
0240	12	1		34 93 73	Värmskydd .....	Heat insulation .....	D	3	
0260	13	3		31 30 33	Klamma .....	Clamp .....			
0280	14	1		85 16 95	Avgasrör .....	Exhaust pipe .....			
0300	15	1		90 01 74	Klamma .....	Clamp .....			

0020

Utgåva Issue		Bildnr Picture No			HYDRAULSYSTEM FRAMDRIVNING		HYDRAULIC SYSTEM TRACTION		Grupp Group	Sida Page
1989-10		14959							50	8
Pos. Fig.	Antal/Quantity				Art nr Part No	Benämning	Description	Sats Kit	L S	Anmärkning Notes
	CC 501									
1040	52	6			50 00 77	Skruv .....	Screw.....			
1060	53	6			58 60 18	Mutter .....	Nut .....			
1080	54	1			48 22 19	Hydr. slang .....	Hydr. hose.....	D	3	
1100	55	1			85 16 51	Hydr. slang .....	Hydr. hose.....	D	3	
1120	56	1			85 16 35	Hydr. slang .....	Hydr. hose.....	D	3	
1140	57	1			23 41 19	Adapter .....	Adapter.....			
1160	58	1			33 42 32	Adapter .....	Adapter.....			
1180	59	1			33 41 72	Adapter .....	Adapter.....			

CLICK HERE TO **DOWNLOAD** THE COMPLETE MANUAL

- Thank you very much for reading the preview of the manual.
- You can download the complete manual from: [www.heydownloads.com](http://www.heydownloads.com) by clicking the link below



- Please note: If there is no response to CLICKING the link, please download this PDF first and then click on it.

CLICK HERE TO **DOWNLOAD** THE COMPLETE MANUAL

0050

Utgåva Issue	Bildnr Picture No	VENTILBLOCK MED ÖVERSTR.VENTIL	MANIFOLD VALVE WITH BYPASS VALVE	Grupp Group	Sida Page
1989-10	14962			50	18

Pos. Fig.	Antal/Quantity				Art nr Part No	Benämning	Description	Sats Kit	L S	Anmärkning Notes
	CC 501									
0020	1	1			35 54 83	Ventilblock kpl .....	Manifold valve cpl .....	D	4	
0040	2	1			84 21 84	.Ventilblock .....	.Valveblock .....			
0060	3	1			35 54 84	.Överstr.ventil kpl .....	.Bypassvalve cpl .....	D	3	
0080	4	1			23 31 38	..Block kpl .....	..Manifold cpl .....	D	3	
0100	5	1				...Hus och slid .....	...Housing and shuttle .....	D	3	
0120	6	3			48 03 54	...Plugg .....	...Plug .....			
0140	7	1			81 36 17	....O-ring .....	....O-ring .....	D	3	
0160	8	1			21 21 62	...Matartr.ventil kpl .....	...Ch.press. valve cpl .....	D	3	-610 044
0180		1				...Matartr.ventil kpl .....	...Ch.press. valve cpl .....	D	3	610 045-
0200	9	2			48 03 67	...Bricka .....	...Washer .....			
0220	10	2			48 04 07	...Fjäder .....	...Spring .....			
0240	11	2			81 36 18	....O-ring .....	....O-ring .....	D	3	
0260	12	2			48 04 08	...Plugg .....	...Plug .....			
0280	13	2			81 36 27	...Överstr.ventil kpl .....	...Relief valve cpl .....	D	3	
0300	14	1			21 21 63	...Tätningssats .....	...Seal kit .....	D	3	
0320	15	2			48 12 28	...O-ring sats .....	...O-ring kit .....	D	3	
0340	16	2			81 38 36	...Skruv .....	...Screw .....			
0360	17	2			81 38 45	...Bricka .....	...Washer .....			
0380	18	1			33 30 83	..Kortslutningsventil .....	..Rotary bypass valve .....	D	3	
0400	19	1				...Ventil kpl .....	...Valve cpl .....			
0420	20	1			81 38 87	...Arm .....	...Lever .....			
0440	21	4			92 13 71	...Skruv .....	...Screw .....			
0460	22	4			81 38 45	...Bricka .....	...Washer .....			
0480	23	2			50 20 35	Skruv .....	Screw .....			
0500	24	2			60 40 06	Bricka .....	Washer .....			

0090

Utgåva Issue		Bildnr Picture No		VIBRATIONSVENTIL	VIBR. CONTROL VALVE	Grupp Group	Sida Page		
1989-10		14966				50	28		
Pos. Fig.	Antal/Quantity			Art nr Part No	Benämning	Description	Sats Kit	L S	Anmärkning Notes
	CC 501								
0020	1	1		80 16 91	Vibrationsventil .....	Vibr. control valve .....	D	3	
0040	2	1		91 11 67	..Hus vänster .....	..Cover left .....			
0060	3	2		23 31 96	..Överstr.ventil .....	..Main relief valve .....	D	3	
0080	4	1		91 17 29	..Plugg .....	..Plug .....			
0100	5	1		91 17 31	..Ventilhus .....	..Valvebody .....			
0120	6	1		91 17 30	..Skruv .....	..Screw .....			
0140	7	1		91 17 32	..Låsvire .....	..Lockwire .....			
0160		1		91 10 89	..Renoveringssats .....	..Service kit rebuild .....	D	3	
0180	8	1			...Fjäder .....	...Spring .....			
0200	9	1			...Kägla .....	...Poppet .....			
0220	10	1			...Fjäder .....	...Spring .....			
0240		1		91 10 88	...Renov.sats kolv/cyl. ....	...Service kit pist./cyl. ....	D	3	
0260	11	1			...Cylinder .....	...Cylinder .....			
0280	12	1			...Kolv .....	...Piston .....			
0300	13	1			...Pinne .....	...Pin .....			
0320		1		91 10 96	...Tätningssats .....	...Seal kit .....	D	3	
0340	14	1			....O-ring .....	....O-ring .....			
0360	15	1			....Stödring .....	....Back-up washer .....			
0380	16	1			....O-ring .....	....O-ring .....			
0400	17	1			....Stödring .....	....Back-up ring .....			
0420	18	1			....O-ring .....	....O-ring .....			
0440	19	1			....Packning .....	....Gasket .....			
0460	20	2		23 21 20	..Plugg .....	..Plug .....			
0480	21	2		16 01 64	..O-ring .....	..O-ring .....	D	3	
0500	22	1		33 20 63	..Plugg .....	..Plug .....			
0520	23	1		16 01 54	..O-ring .....	..O-ring .....			
0540	24	1		23 32 00	..Ventilhus mitten .....	..Valve housing mid .....	D	3	
0560	25	1		91 17 26	..Plugg .....	..Plug .....			
0580	26	1		91 17 38	..Adapter .....	..Adapter .....			
0600	27	1		91 17 36	..Skruv .....	..Screw .....			
0620	28	1		91 17 39	..Plugg .....	..Plug .....			
0640	29	6		91 11 66	..O-ring .....	..O-ring .....	D	3	
0660	30	3		91 10 99	..O-ring .....	..O-ring .....	D	3	
0680	31	2		91 17 41	..Adapter .....	..Adapter .....			
0700	32	1		91 17 33	..O-ring .....	..O-ring .....	D	3	
0720		N		91 14 03	..Tätningssats .....	..Seal kit .....	D	3	98)
0740	33	3		91 17 43	..Strypadapter .....	..Restrictor adapter .....	D	3	
0760	34	3		91 17 42	..Rör/tätningar kpl .....	..Tube/seals cpl .....	D	3	
0780	35	3		91 17 44	..Strypadapter .....	..Restrictor adapter .....	D	3	
0800	36	2			..Ventil med solenoid .....	..Valve with solenoid .....			
0801					..det se sida 030 , 1f07 .....	..comp page 030 , 1f07 .....			

98 ) Innehåller o-ringar och stödringar för pos. 33,34 och 35 Consists of o-rings and back-up rings for item 33,34 and 35

0130

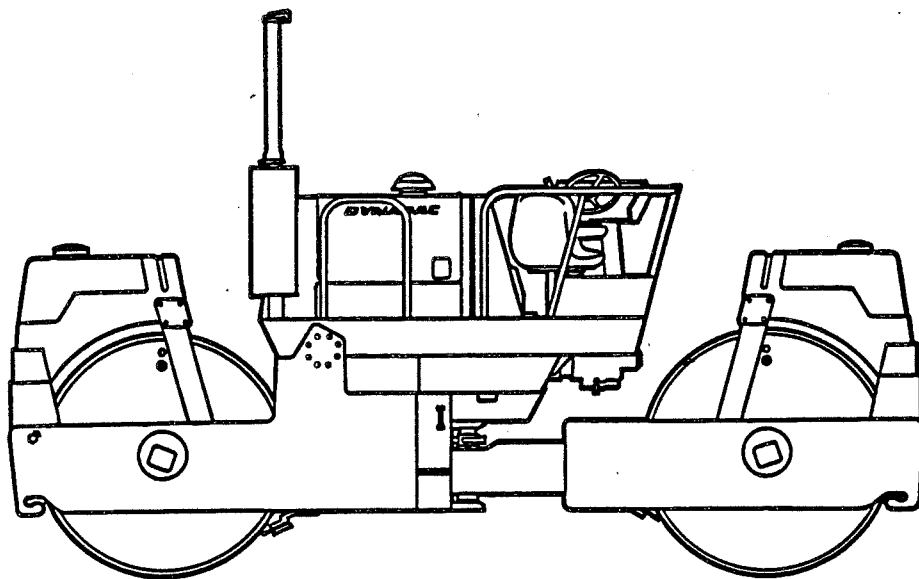
Utgåva Issue		Bildnr Picture No		STYRCYLINDER		STEERING CYLINDER		Grupp Group	Sida Page
1989-10		14866						50	38
Pos. Fig.	Antal/Quantity			Art nr Part No	Benämning	Description	Sats Kit	L S	Anmärkning Notes
	CC 501								
0020		2		34 71 10	Styrcylinder kpl .....	Steering cylinder cpl .....	C	3	DYNAPAC
0040	1	1		92 70 36	..Packningssats .....	..Seal kit .....	D	3	
0060	2	2			..O-ring .....	..O-ring .....			
0080	3	1			..Kolvtätning .....	..Piston seal .....			
0100	4	1			..Avstrykare .....	..Scraper ring .....			
0120	5	1			..O-ring .....	..O-ring .....			
0140	6	1			..Kolvstångstätning .....	..Piston rod seal .....			
0160	7	1			..Styrring .....	..Guide ring .....			
0180	8	4		92 69 77	..Mutter .....	..Nut .....			
0200	9	4		63 50 61	..Sprint .....	..Clip .....			
0220	10	2		34 71 19	..Axel .....	..Shaft .....			
0240	11	1		81 34 22	..Plugg .....	..Plug .....			
0260	12	2		92 58 06	..Skyddsplugg .....	..Protective plug .....			
0280	13	1		34 76 13	..Typdekal .....	..Type decal .....			

0010

Utgåva Issue		Bildnr Picture No			ELUTRUSTNING		ELECTRICAL EQUIPMENT		Grupp Group	Sida Page
1989-10		14973							60	4
Pos. Fig.	Antal/Quantity			Art nr Part No	Benämning	Description	Sats Kit	L S	Anmärkning Notes	
	CC 501									
0020	1	2			98 50 50	Bakljus .....	Tail light .....			
0040	2	2			98 50 13	Glödlampa .....	Bulb .....	D 3		
0060	3	8			96 01 61	Kabelsko .....	Terminal .....			
0080	4	4			98 50 66	Strålkastare .....	Head light .....	D 3		
0100	5	4			98 50 87	Glödlampa .....	Bulb .....	D 3		
0120	6	1			80 16 67	Hastighetsgivare .....	Speed sensor .....	D 3		
0140	7	3			80 16 69	Mutter .....	Nut .....			
0160	8	2			92 90 96	Batteri .....	Battery .....	D 3		
0180	9	2			85 13 62	Anslutning .....	Pad .....			
0200	10	1			85 15 51	Batterihållare .....	Battery hold down .....			
0220	11	3			81 33 30	Skruv .....	Screw .....			
0240	12	3			60 40 28	Bricka .....	Washer .....			
0260	13	3			57 10 03	Mutter .....	Nut .....			
0280	14	1			85 15 54	Batterikabel .....	Battery cable .....		POSITIVE	
0300	15	1			85 15 57	Batterikabel .....	Battery cable .....		NEGATIVE	
0320	16	1			93 01 50	Batterifrånskiljare .....	Battery disconnecter .....	D 3		
0340	17	2			50 00 75	Skruv .....	Screw .....			
0360	18	2			60 40 03	Bricka .....	Washer .....			
0380	19	8			58 60 02	Mutter .....	Nut .....			
0400	20	1			85 15 58	Batterikabel .....	Battery cable .....			
0420	21	1			85 15 59	Kabel .....	Cable .....			
0440	22	1			97 50 65	Startrelä .....	Starter relay .....	D 3		
0460	23	2			50 00 59	Skruv .....	Screw .....			
0480	24	1			85 15 60	Kabel .....	Cable .....			
0500	25	1			85 15 63	Kabel .....	Cable .....			
0520	26	1			85 15 56	Batterikabel .....	Battery cable .....			
0540	27	1			85 15 64	Kabelhärva .....	Wire harness .....			
0560	28	1			85 14 96	Panel V .....	Control panel LH .....			
0580	29	11			55 01 31	Skruv .....	Screw .....			
0600	30	1			85 15 17	Panel H .....	Control panel RH .....			
0620	31	1			85 15 66	Kabelhärva .....	Wire harness .....			
0640	32	1			85 15 67	Kabelhärva .....	Cable harness .....			
0660	33	1			97 50 77	Relä vattenpump .....	Relay waterpump .....	D 3		
0680	34	1			50 00 03	Skruv .....	Screw .....			
0700	35	4			58 60 01	Mutter .....	Nut .....			
0720	36	1			92 79 75	Relä vibration .....	Relay vibration .....	D 3		
0740	37	2			53 30 08	Skruv .....	Screw .....			
0760	38	2			92 39 76	Mutter .....	Nut .....			
0780	39	1			85 15 72	Fäste .....	Attachment .....		-610 063	
0800	40	4			50 01 85	Skruv .....	Screw .....			
0820	41	2			80 17 05	Frekvensgivare .....	Frequenzy sender .....	D 3		
0840	42	2			99 90 27	Signalhorn .....	Horn .....			
0860	43	2			93 41 43	Fäste .....	Bracket .....			
0880	44	2			92 45 33	Mutter .....	Nut .....			
0900	45	1			97 50 37	Signalhornsrelä .....	Horn relay .....	D 3		
0920	46	3			81 34 12	Säkring .....	Fuse .....	A 1	10 AMP	
0940	47	1			92 99 08	Säkring .....	Fuse .....	A 1	5 AMP	
0960	48	1			95 00 48	Säkring .....	Fuse .....	A 1	15 AMP	
0980	49	1			81 37 15	Säkring .....	Fuse .....	A 1	20 AMP	
1000	50	1			85 15 71	Säkringsdosa .....	Fuse box .....	D 3		
1020	51	N			31 30 68	Buntband .....	Cable tie .....			

0010

Utgåva Issue		Bildnr Picture No		FÖRARPLATTFORM		DRIVERS PLATFORM		Grupp Group	Sida Page
1989-10		14976						70	4
Pos. Fig.	Antal/Quantity			Art nr Part No	Benämning	Description	Sats Kit	L S	Anmärkning Notes
	CC 501								
0020	1	1		85 12 47	Konsol.....	Console.....			
0040	2	5		23 21 29	Plugg.....	Plug.....			
0060	3	4		50 21 48	Skruv.....	Screw.....			
0080	4	4		80 16 98	Gummielement.....	Shock absorber.....	D	3	
0100	5	4		85 07 89	Bricka.....	Washer.....			
0120	6	4		58 60 09	Mutter.....	Nut.....			
0140	7	1		85 01 93	Lock.....	Cover.....			
0160	8	2		50 00 13	Skruv.....	Screw.....			
0180	9	2		61 50 42	Bricka.....	Washer.....			
0200	10	2		85 12 87	Plåt.....	Plate.....			
0220	11	6		50 00 29	Skruv.....	Screw.....			
0240	12	6		61 50 44	Bricka.....	Washer.....			
0260	13	2		50 00 30	Skruv.....	Screw.....			
0280	14	2		85 17 89	Hållare.....	Holder.....			
0300	15	2		58 60 18	Mutter.....	Nut.....			
0320	16	2		60 00 08	Bricka.....	Washer.....			
0340	17	1		85 12 23	Räcke höger.....	Railing right.....			
0360	18	8		50 00 29	Skruv.....	Screw.....			
0380	19	12		61 50 44	Bricka.....	Washer.....			
0400	20	1		85 12 29	Räcke vänster.....	Railing left.....			
0420	21	5		50 00 48	Skruv.....	Screw.....			
0440	22	4		57 00 06	Mutter.....	Nut.....			
0460	23	1		85 12 42	Lock.....	Cover.....			
0480	24	10		51 30 25	Skruv.....	Screw.....			
0500	25	2		46 50 30	Stol.....	Seat.....			
0520	26	8		50 20 17	Skruv.....	Screw.....			
0540	27	8		60 40 27	Bricka.....	Washer.....			
0560	28	8		57 10 02	Mutter.....	Nut.....			
0580	29	2		85 13 13	Stolstöd.....	Seat support.....			
0600	30	2		46 50 24	Fjäder.....	Spring.....			
0620	31	1		34 96 22	Stolfäste vänster.....	Seat mount left.....			
0640	32	1		34 96 22	Stolfäste höger.....	Seat mount right.....			
0660	33	8		50 00 29	Skruv.....	Screw.....			
0680	34	8		61 50 44	Bricka.....	Washer.....			
0700	35	2		61 51 07	Bricka.....	Washer.....			
0720	36	2		92 49 84	Sprint.....	Clip.....			
0740	37	1XL		92 79 91	Kantlist.....	Edge trim.....			L=400MM
0760	38	1		58 60 18	Mutter.....	Nut.....			



0010

Utgåva Issue 1989-10	Bildnr Picture No 14980	SÄKERHETSÅLTE OCH ROPS	SAFETY BELT AND ROPS	Grupp Group 91	Sida Page 4
----------------------------	-------------------------------	---------------------------	-------------------------	----------------------	-------------------

0020  
0040  
0060  
0080  
0100  
0120  
0140  
0160  
0180  
0200  
0220  
0240  
0260

Pos. Fig.	Antal/Quantity				Art nr Part No	Benämning	Description	Sats Kit	L S	Anmärkning Notes
	CC 501									
					90 02 21	Rops .....	Rops .....			
						.Skruv .....	.Screw .....			
						.Bricka .....	.Washer .....			
						.Mutter .....	.Nut .....			
					80 12 08	Säkerhetsbälte .....	Seat belt .....			
						.Skruv .....	.Screw .....			
						.Bricka .....	.Washer .....			
						.Mutter .....	.Nut .....			
						.Fäste .....	.Bracket .....			
					34 96 17	.Stång .....	.Bar .....			
					50 20 17	Skruv .....	Screw .....			
					60 40 27	Bricka .....	Washer .....			
					57 10 02	Mutter .....	Nut .....			

0060

Utgåva Issue		Bildnr Picture No		PACKNINGSMÄTARE		COMPACTION METER		Grupp Group	Sida Page
1989-10		14985						91	14
Pos. Fig.	Antal/Quantity			Art nr Part No	Benämning	Description	Sats Kit	L S	Anmärkning Notes
	CC 501								
0020	1	1		34 82 22	Processor .....	Processor .....			
0040	2	1		34 82 13	Sensor .....	Sensor .....			
0060	3	1		34 84 28	Visarinstrument .....	Pointer instrument .....			
0080	4	1		34 32 56	Fäste .....	Bracket .....			
0100	5	1		92 10 28	Klamma .....	Clamp .....			
0120	6	1		50 00 13	Skruv .....	Screw .....			
0140	7	3		58 60 02	Mutter .....	Nut .....			
0160	8	3		60 00 04	Bricka .....	Washer .....			
0180	9	2		50 00 79	Skruv .....	Screw .....			
0200	10	15		31 30 41	Buntband .....	Cable tie .....			
0220	11	15		31 30 02	Buntband .....	Cable tie .....			
0240	12	1		34 82 49	Kabel .....	Cable .....			
0260	13	1		96 00 51	Ringkabelsko .....	Ring terminal .....			
0280	14	1		96 00 47	Kabelsko .....	Terminal .....			
0300	15	1		96 07 92	Kabel .....	Cable .....			
0320	16	1		34 57 11	Kabel .....	Cable .....			
0340	17	1		74 75 83	Glödlampa .....	Bulb .....			
0360	18	1		34 32 62	Skrivare .....	Printer .....			
0380		1		92 15 28	.Pappersrulle .....	.Paper roll .....			
0400		1		92 15 29	.Penna .....	.Pen .....			
0420	19	1		34 83 34	Kabel .....	Cable .....			
0440	20	1		34 84 48	Fästplåt .....	Mounting plate .....			
0460	21	1		92 88 59	Dammskydd .....	Boot .....			
0480	22	8		53 30 02	Skruv .....	Screw .....			
0500	23	8		57 00 01	Mutter .....	Nut .....			
0520	24	8		60 00 01	Bricka .....	Washer .....			

CLICK HERE TO **DOWNLOAD** THE COMPLETE MANUAL

- Thank you very much for reading the preview of the manual.
- You can download the complete manual from: [www.heydownloads.com](http://www.heydownloads.com) by clicking the link below



- Please note: If there is no response to CLICKING the link, please download this PDF first and then click on it.

CLICK HERE TO **DOWNLOAD** THE COMPLETE MANUAL