

AT-147-4 43010231530 UPPER,LOWER,HINO 2KG-XZU600F-TKFSG6

PB0000300-00 UPPER STRUCTURE SYSTEM

PB0000504-00 LOWER STRUCTURE SYSTEM

ASSEMBLY

CLICK HERE TO **DOWNLOAD** THE COMPLETE MANUAL

- Thank you very much for reading the preview of the manual.
- You can download the complete manual from: www.heydownloads.com by clicking the link below



- Please note: If there is no response to CLICKING the link, please download this PDF first and then click on it.

CLICK HERE TO **DOWNLOAD** THE COMPLETE MANUAL

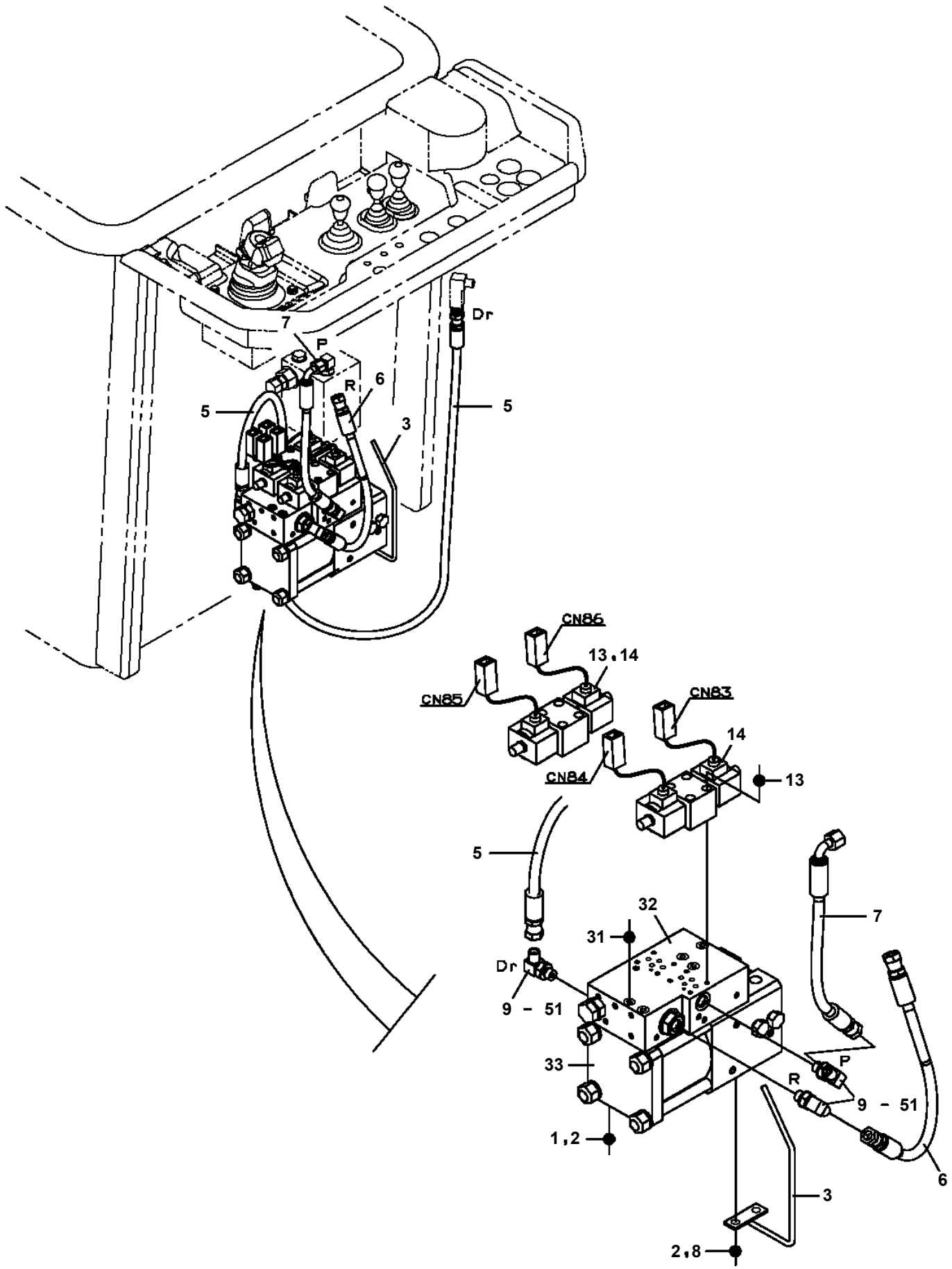
AT-147-4 43010231530 UPPER,LOWER,HINO 2KG-XZU600F-TKFSG6

PY1070003-00 ROPE (SAFETY,WHITE)
PY1070004-00 ROPE (SAFETY,0.5M,D=24)
PY1080020-00 ARM
PY1080032-00 ARM
PY1080033-00 ARM
PY1080034-00 ARM
PY1080035-00 ARM
PY1080036-00 ARM
PY1080037-00 ARM (HOLDER WITH INSULATOR, FOUR FACE ROLLER,HOT STICK)
PY1180208-00 LAMP (12V60W,WITH CIGARETTE LIGHTER)
PY1590000-02 HOSE,BOOSTER (WITH AIR BALLOON)
PY1590001-01 HOSE,BOOSTER (FEMALE-FEMALE,3M)
PY1590002-02 HOSE,BOOSTER (MAIL-FEMALE,3M)
PY1590005-01 HOSE,BOOSTER (SMALL,WITH AIR BALLOON)
PY1590006-00 HOSE,BOOSTER (LARGE,AIR BALLOON ONLY)
PY1590007-00 HOSE,BOOSTER (FEMALE-FEMALE,5M)
PY1590008-00 HOSE,BOOSTER (MALE-FEMALE,5M)
PY1590010-00 HOSE,BOOSTER (WITH AIR BALLOON,2M)
PY1590012-00 HOSE,BOOSTER (WITH AIR BALLOON,5M)
PY1640000-01 DRIL,HYDRAULIC
PY1650030-00 EARTHING DEVICE
PY1660000-00 ARM,ATTACHMENT (L-TYPE JIB)
PY1680000-02 WRENCH,IMPACT (HYDRAULIC)
PY1760001-00 STEP,BUCKET
PY1760003-00 STEP,BUCKET (GRAY,FOR BUCKET INNER)
PY1760005-00 STEP,BUCKET
PY1790001-00 HANGER (FOR BUCKET)
PY1790001-00 HANGER (FOR BUCKET)
PY1790004-01 HANGER (FOR BUCKET,FRP)
PY1790005-01 HANGER (FOR BUCKET,FRP)
PY1930005-00 BLOCK,RUBBER (NAKAMURA)
PY2000268-04 OPTION UNIT,2 (UPPER)
PY2120000-00 BOX,TOOL (FOR BUCKET)
PY2120001-00 BOX,TOOL (FOR BUCKET)
PY2120005-00 BOX,TOOL (FOR BUCKET,FRP)
PY2130001-00 COVER,LAMP (WORKING)
PY2170005-00 COVER,WINCH (CLOTH,WHITE/WINCH)
PY2170006-01 COVER,WINCH (GRAY,FOR KANDENKO)
PY5240006-01 ARM ASSY
PY5240007-00 ARM ASSY
PY5310010-00 AUTOMATIC MOTION CONTROLLER
PZ0000000-00 CYLINDER ASSY (LIFT,BUCKET FRAME)
PZ0000000-00 CYLINDER ASSY (LIFT,WITH VALVE)
PZ0000000-00 MAT

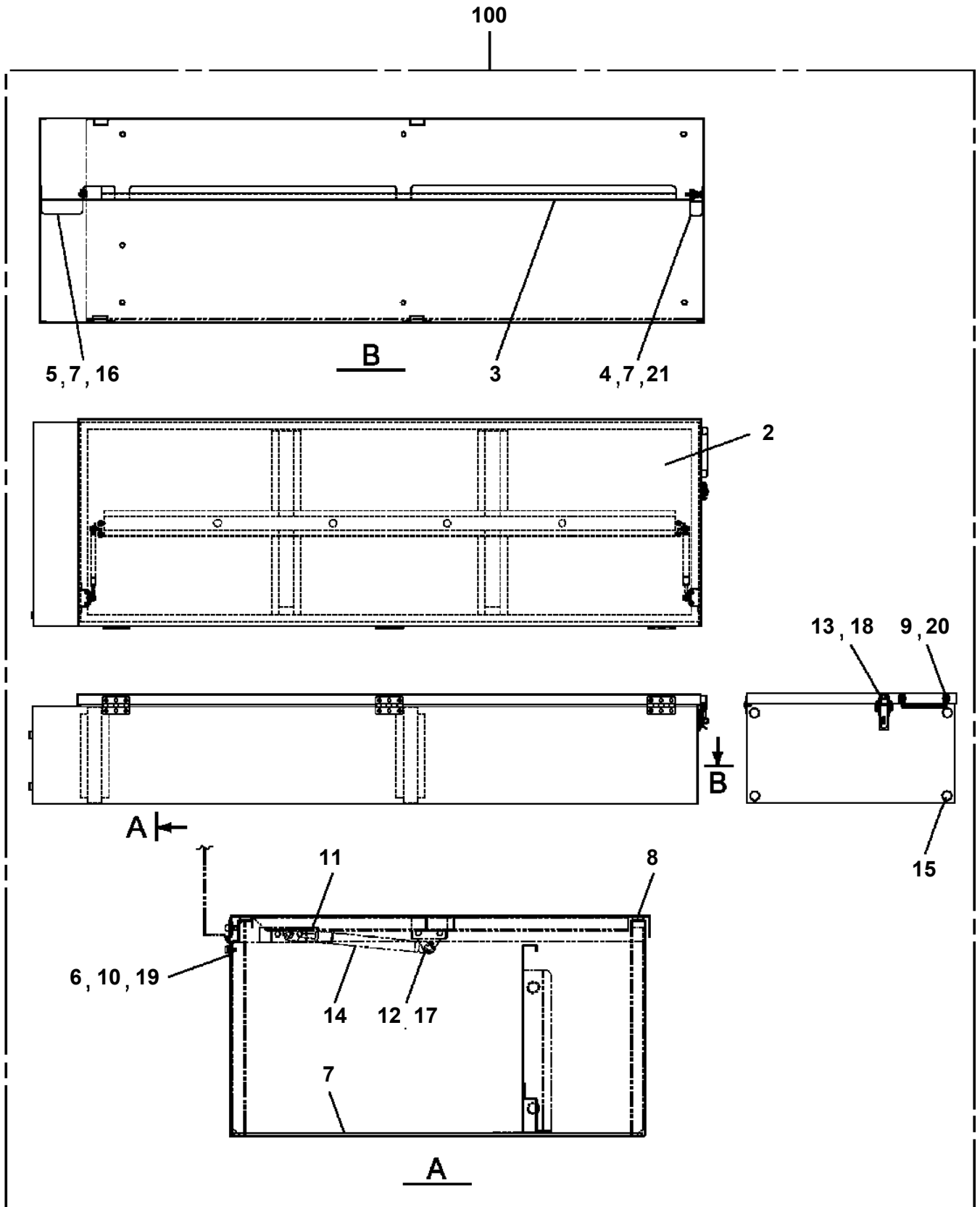
AT-147-4 43010231530 UPPER,LOWER,HINO 2KG-XZU600F-TKFSG6

Pos No.	Parts No	Parts Name	Qty	Unit	Technical Data	Serial No (Start)	Serial No (End)	Remarks
1	36637495010	BODY,VALVE	1					
2	36637495210	VALVE,UNLOAD	1					
3	36637495030	VALVE,CONTROL	1					
4	36636655040	VALVE,CONTROL	4					
5	36634515060	BODY	1					
6	36637495040	BOLT,STUD	4					
7	90201200800	NUT	8		M8			
21	36637495050	BODY	1					
22	36637335120	PLUG	1		PF1/4			
23	91002801100	O-RING	1		1B P11			
24	91002802400	O-RING	1		1B P24			
25	91002905500	O-RING	6		1B G55			
31	36637495060	BODY	1					
32	36637495070	SPOOL	1					
33	36637545050	SPRING	1					
34	36634915280	PLUG	1					
35	91002800800	O-RING	2		1B P8			
37	36637495080	SOCKET	1					
38	36637495220	VALVE,UNLOAD	1					
39	36643175050	FILTER	1					
40	36635175100	RING,RETAINING	1		8			
41	36630965100	SPRING	1					
42	36646325100	STOPPER	1					
43	91002801001	O-RING	1		1B P10A			
44	91002801600	O-RING	1		1B P16			
45	36637495230	CASE	1					
46	36637495110	SCREW (ADJUSTING)	1					
47	14225101010	VALVE,REGULATOR	1					
48	36646005210	SPRING	1					
49	36633845061	O-RING	1		1B S16			
50	91002801500	O-RING	1		1B P15			
51	91002800700	O-RING	1		1B P7			
52	36646005230	RING,BACKUP	1					
53	36637495120	NUT	1					
54	36648615100	BOLT,HEXAGON SOCKET	3		M6X80			
55	36647205050	PLUG	2		NPT1-16			
56	36637335460	SOLENOID ASSY	1					
63	56051331100	SEAL,OIL	10					
64	56051331120	COVER	5					
65	90131906015	BOLT,HEXAGON SOCKET	2		M6X15			
66	12435101180	RETAINER (SEAL)	9					
67	12435101170	RETAINER (SPRING)	2					
68	36630045140	SPRING	1					
69	36636435070	END,SPOOL	1					
70	36637495130	CASE	1					
71	90131906020	BOLT,HEXAGON SOCKET	2		M6X20			
73	36636435130	SWITCH,PUSH	1					
74	90303100401	WASHER,PLAIN	2		4			
75	90131904015	BOLT,HEXAGON SOCKET	2		M4X15			
76	36637495140	PISTON	1					
77	36637495150	PLUG	1					
78	91002801400	O-RING	6		1B P14			
79	19215101010	O-RING	2					
80	36637495160	SOCKET	1					
81	91000501500	O-RING	1		AS568-015			
82	36637495170	VALVE,CHECK	1					
83	56051331180	SPRING	1					
84	36637495180	PLUG	1					
91	36636435090	SHIM (T=0.3)	1					
92	36636435100	SHIM (T=0.5)	1					
93	36636435110	SHIM (T=0.7)	1					
105	36635045040	RETAINER (VALVE)	4					
108	13115102010	RETAINER (SEAL)	8					

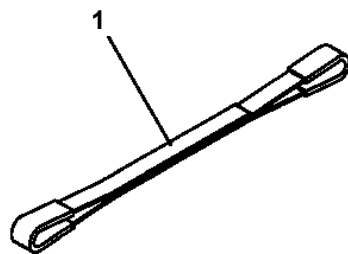
AT-147-4 43010231530 UPPER,LOWER,HINO 2KG-XZU600F-TKFSG6
PB5230012-00 BOOSTER ASSY



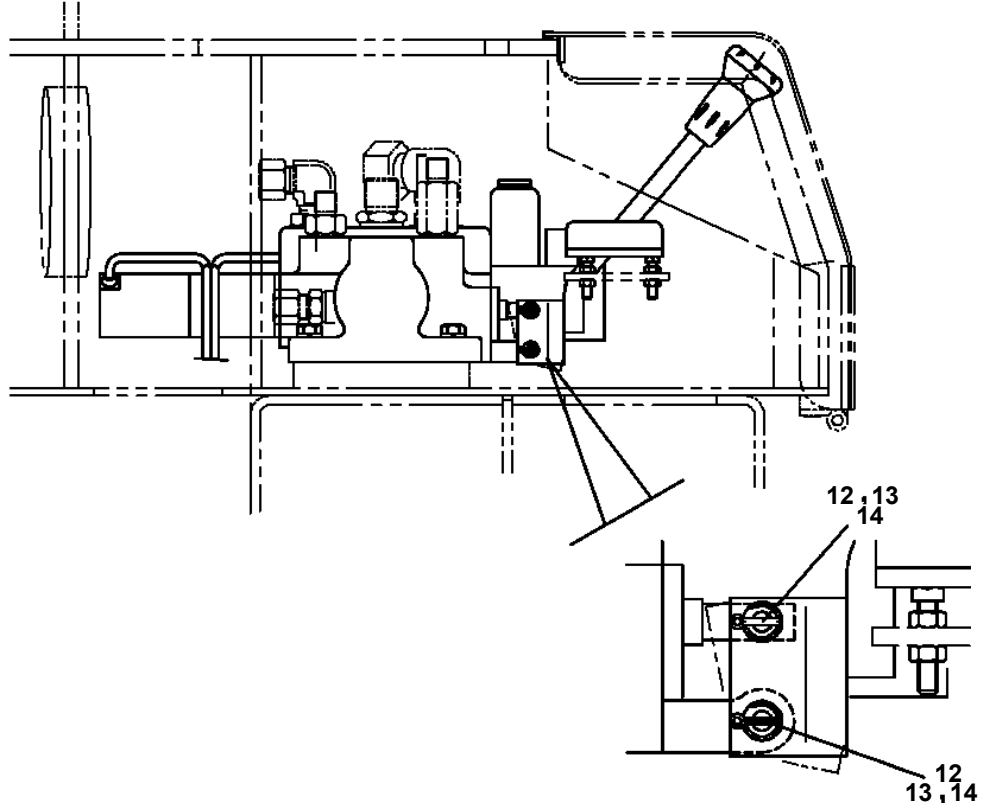
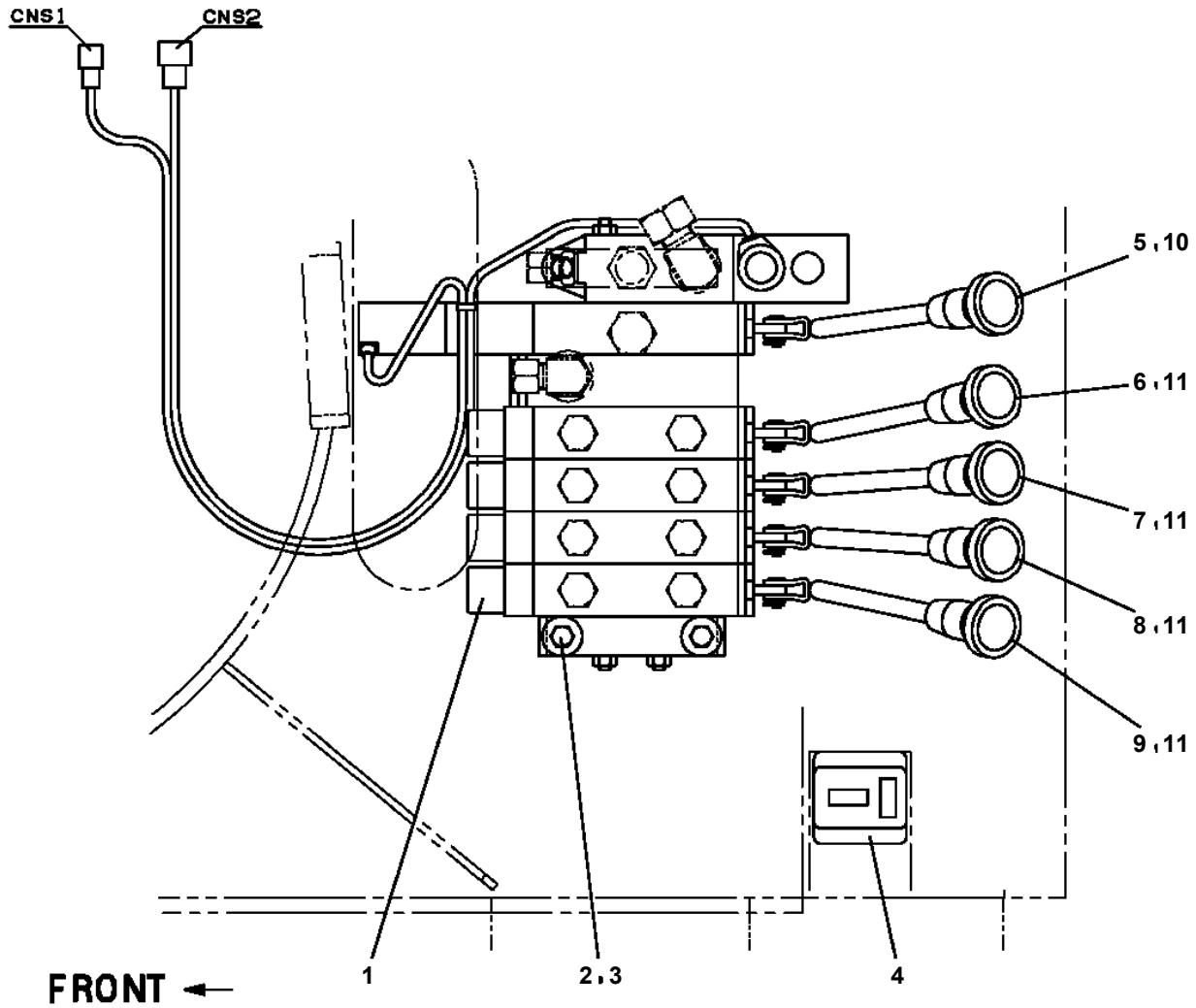
AT-147-4 43010231530 UPPER,LOWER,HINO 2KG-XZU600F-TKFSG6
PB5410007-00 BOX,TOOL



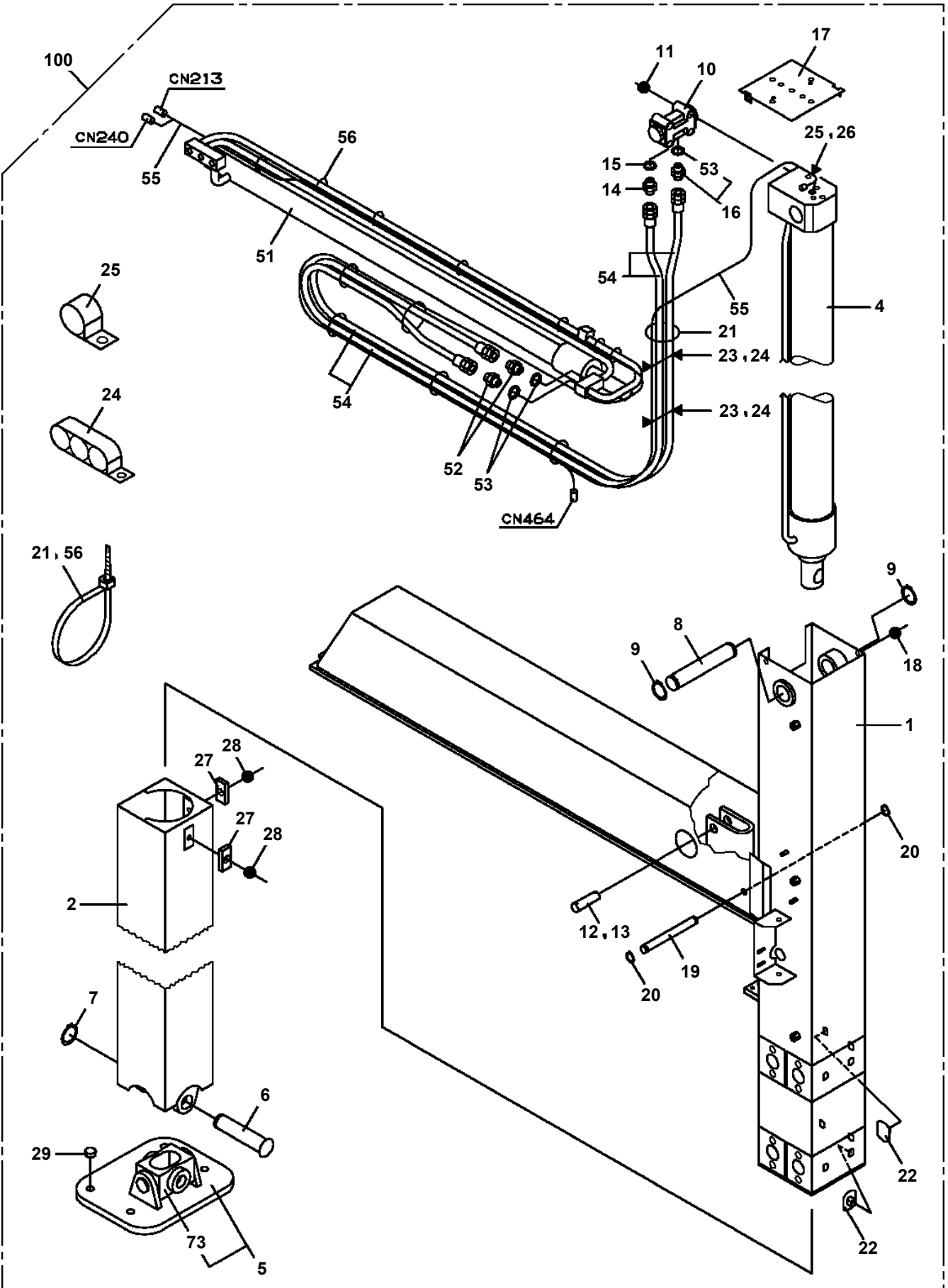
AT-147-4 43010231530 UPPER,LOWER,HINO 2KG-XZU600F-TKFSG6
PB5570001-00 BELT



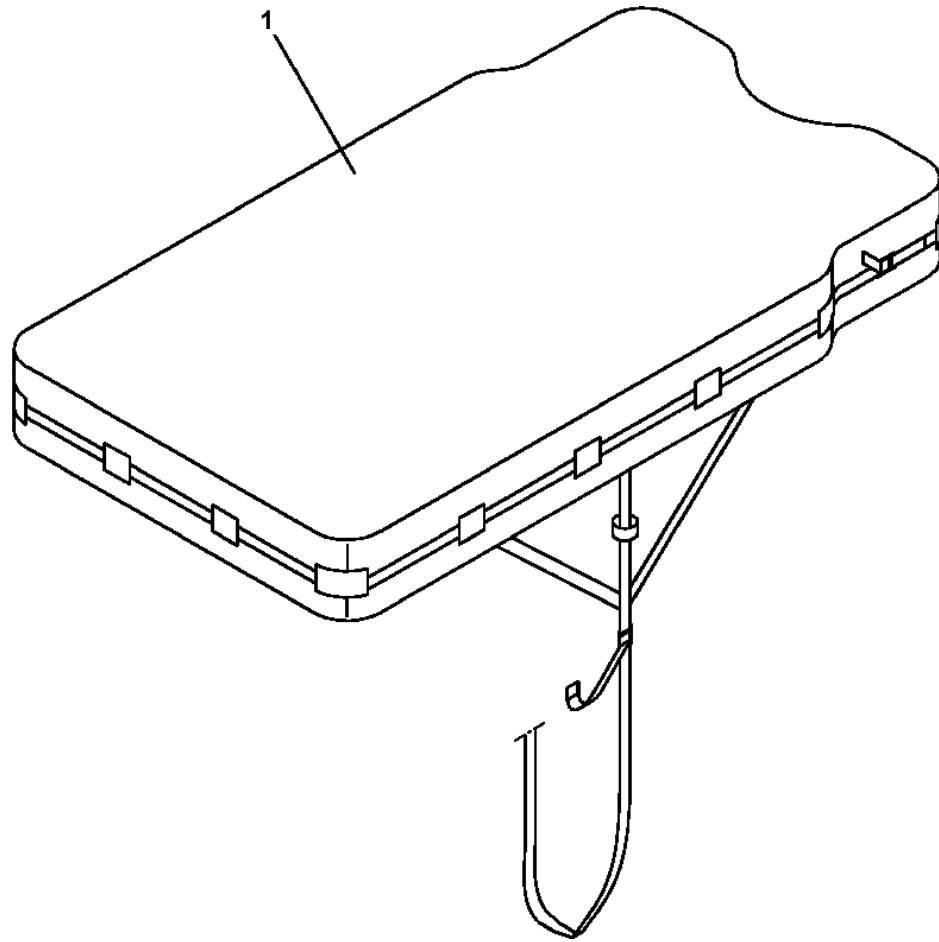
AT-147-4 43010231530 UPPER,LOWER,HINO 2KG-XZU600F-TKFSG6
PC1100280-00 OPE.ASSY,OUTRIGGER



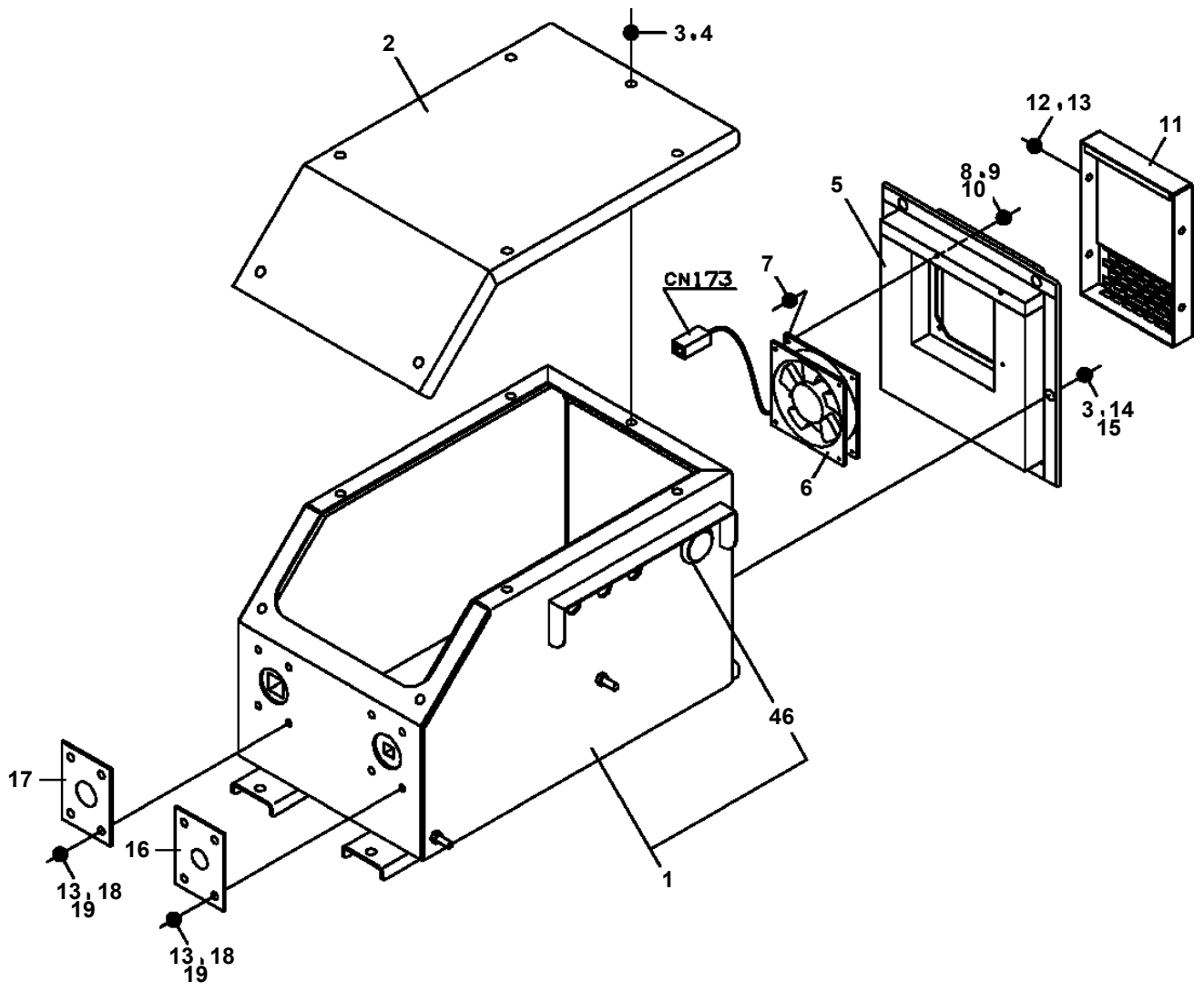
AT-147-4 43010231530 UPPER,LOWER,HINO 2KG-XZU600F-TKFSG6
PC5150231-00 CASE ASSY,INNER (FRONT,LEFT)



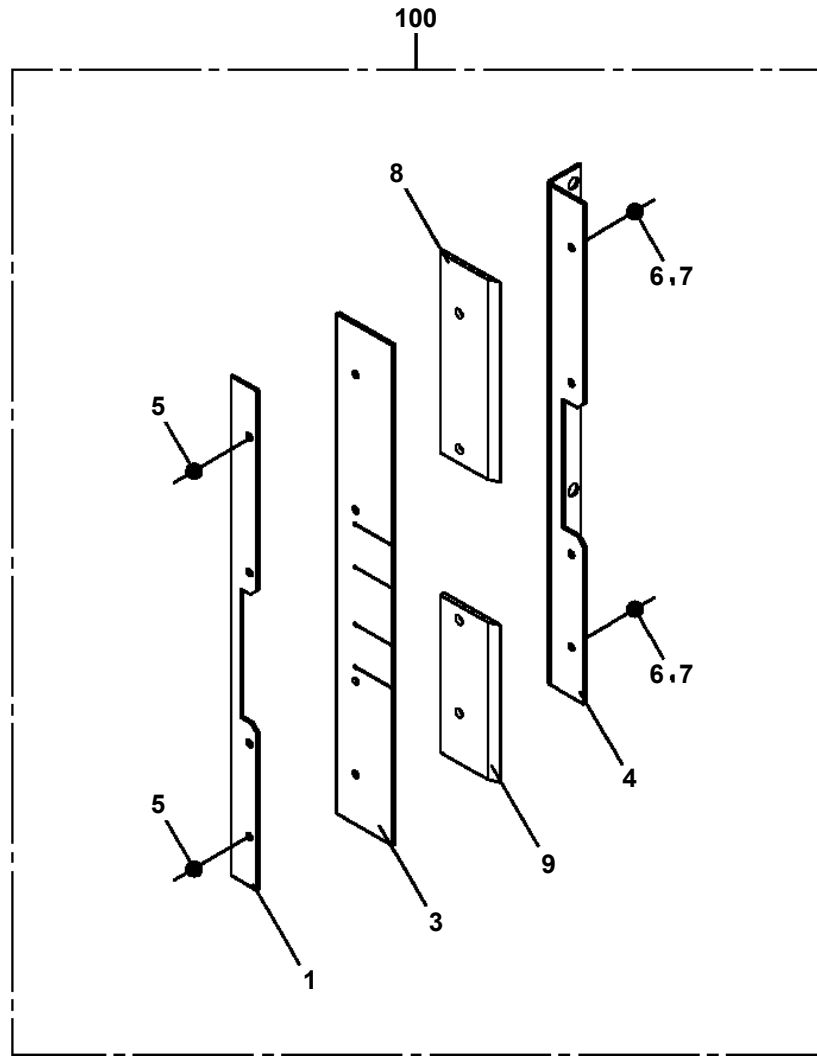
**AT-147-4 43010231530 UPPER,LOWER,HINO 2KG-XZU600F-TKFSG6
PC5570055-00 COVER ASSY (BUCKET CONTROL)**



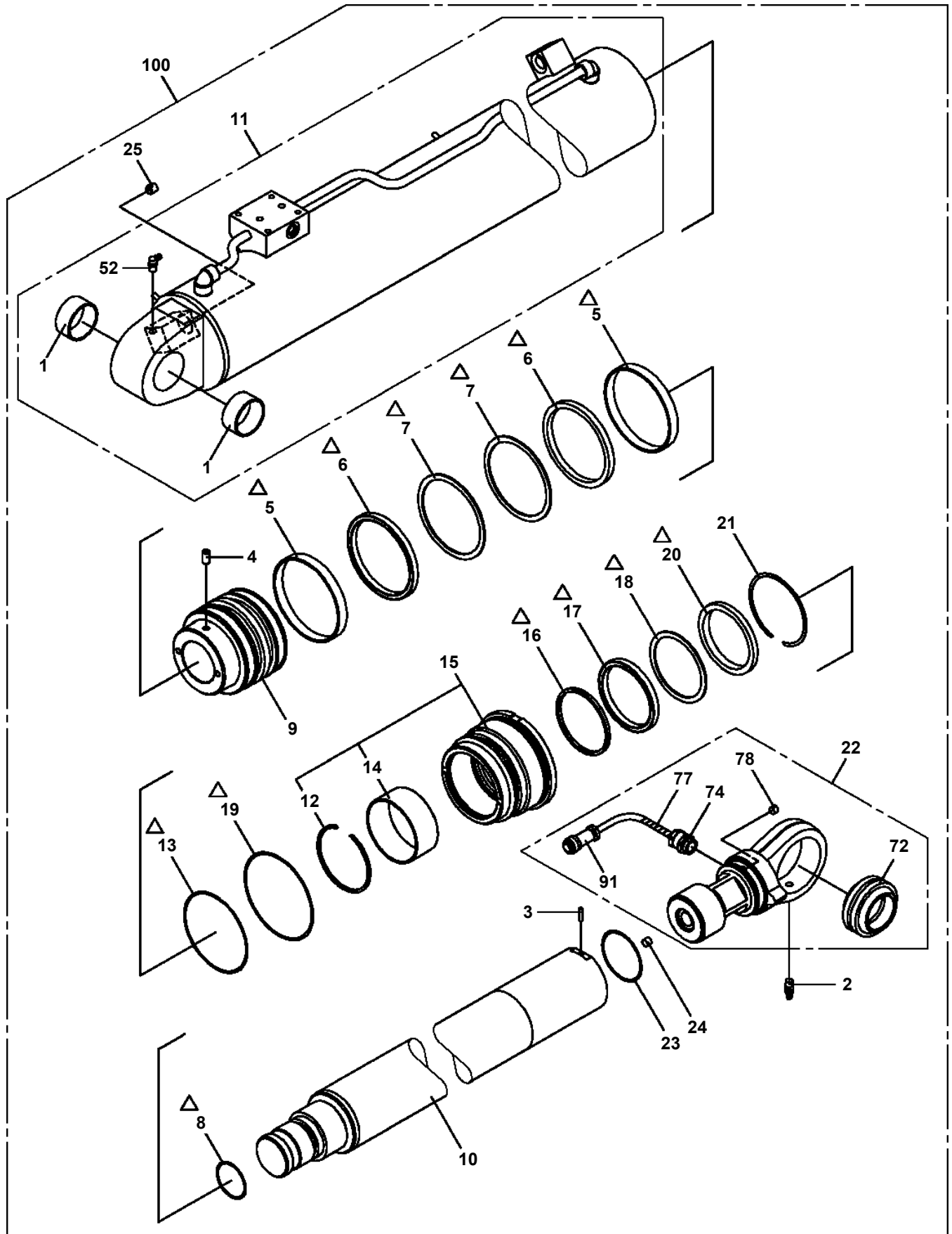
AT-147-4 43010231530 UPPER,LOWER,HINO 2KG-XZU600F-TKFSG6
PC5570203-00 COVER ASSY (MOTOR UNIT)



AT-147-4 43010231530 UPPER,LOWER,HINO 2KG-XZU600F-TKFSG6
PC5570270-00 COVER ASSY

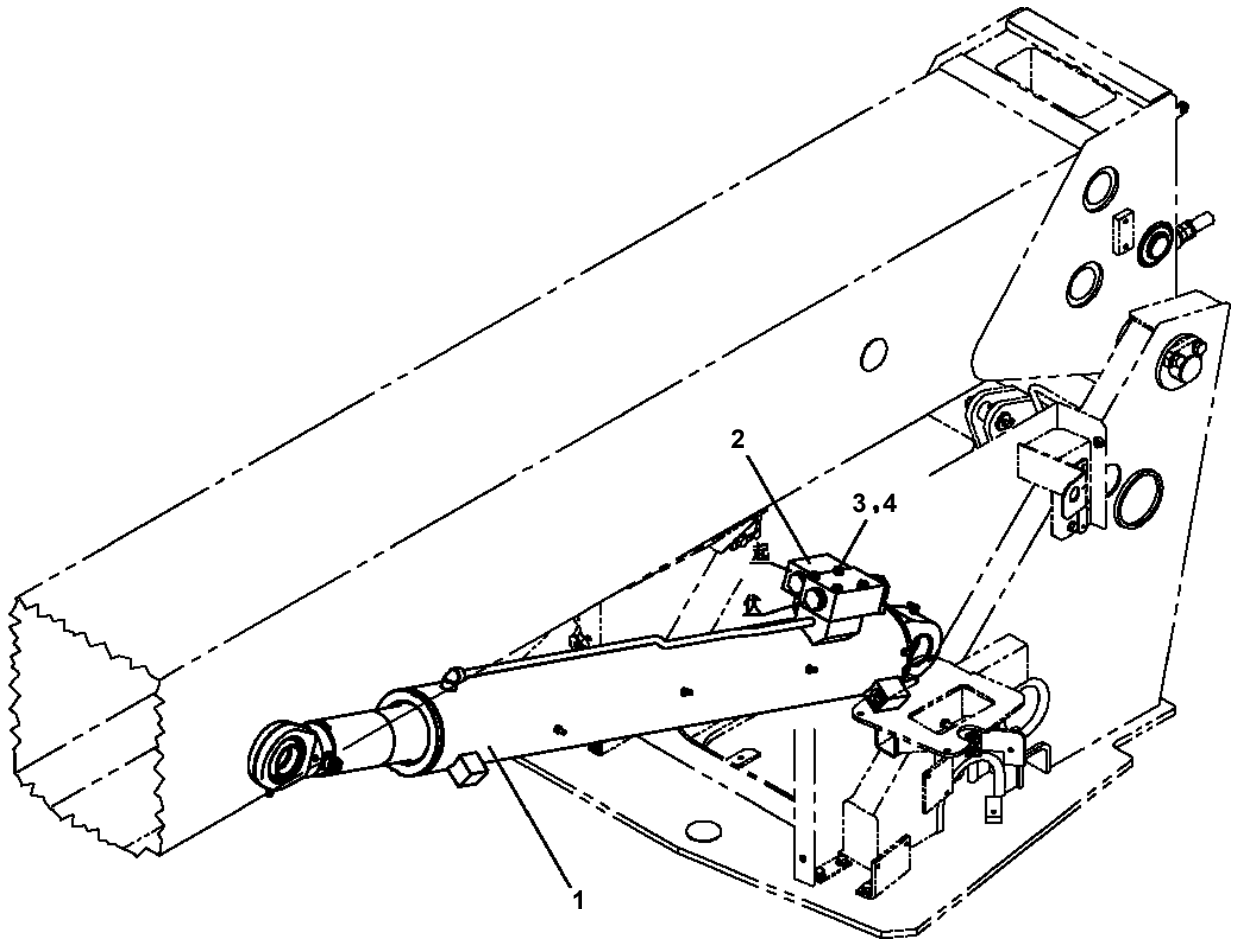


**AT-147-4 43010231530 UPPER,LOWER,HINO 2KG-XZU600F-TKFSG6
PC6370055-00 CYLINDER ASSY,DERRICK**

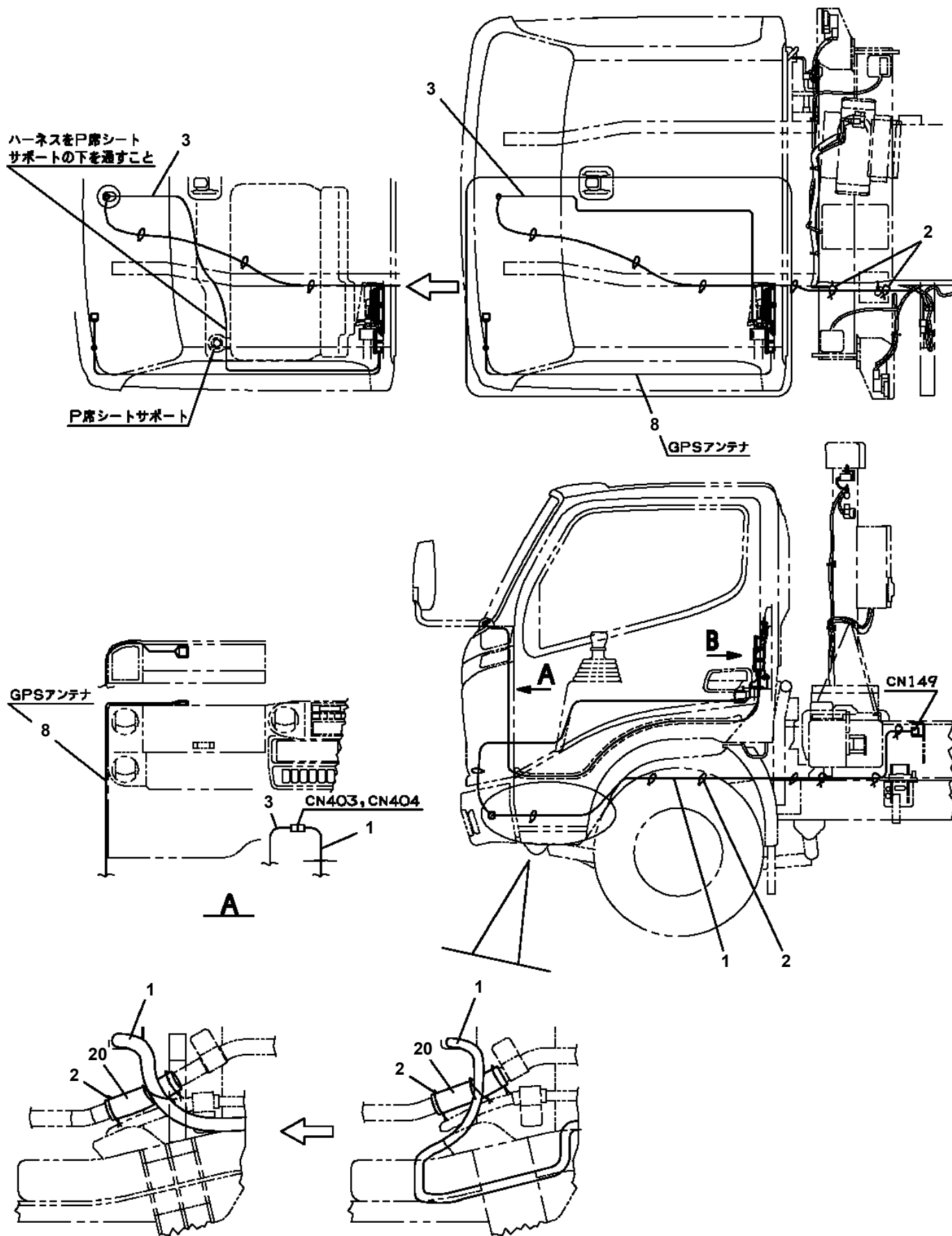


△: PACKING SET KEY NO. 40 (KEY NO. 5, 6, 7, 8, 13, 16, 17, 18, 19, 20)

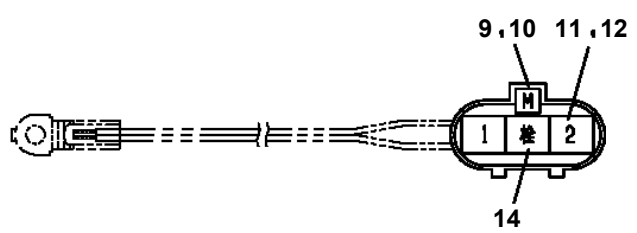
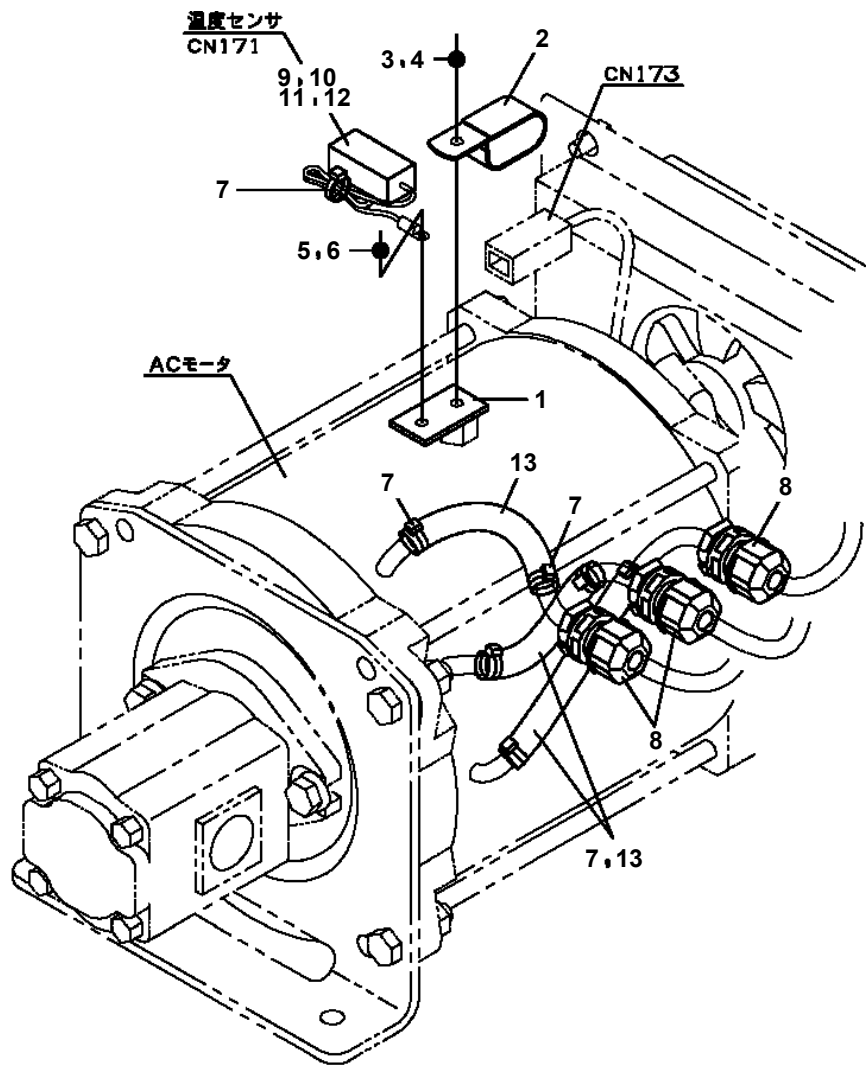
AT-147-4 43010231530 UPPER,LOWER,HINO 2KG-XZU600F-TKFSG6
PD5020028-00 DERRICK ASSY



AT-147-4 43010231530 UPPER,LOWER,HINO 2KG-XZU600F-TKFSG6
 PE5020676-03 ELEC.ASSY (TELEMATICS)



AT-147-4 43010231530 UPPER,LOWER,HINO 2KG-XZU600F-TKFSG6
PE5021183-00 ELEC.ASSY (MOTOR UNIT)



温度センサ詳細

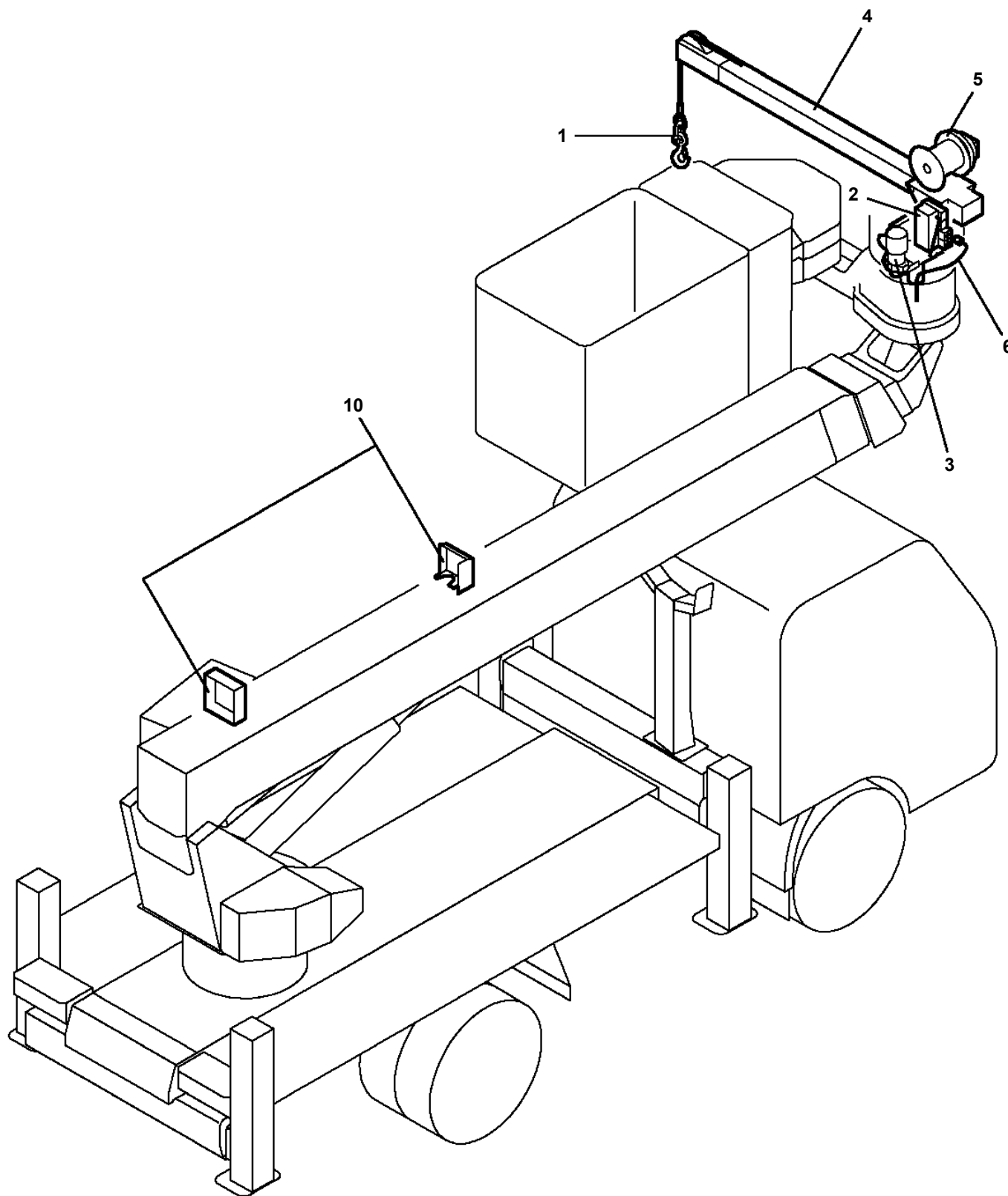
AT-147-4 43010231530 UPPER,LOWER,HINO 2KG-XZU600F-TKFSG6

Pos No.	Parts No	Parts Name	Qty	Unit	Technical Data	Serial No (Start)	Serial No (End)
1	42358160100	HARNESS	1				
2	42358160200	HARNESS	1				
3	82100002016	CLAMP	2		WR25		
4	42358162000	RELAY BOX ASSY	1				
5	90302040601	WASHER,SPRING	4		6		
7	91810132530	FASTENER	35				
8	42356440600	SUPPORT	1				
9	90101208016	BOLT	7		M8X16		
10	90302040801	WASHER,SPRING	7		8		
11	(*****)	SWITCH ASSY	1				
12	42357161000	TRANSMITTER,SIGNAL	1				
13	90101206016	BOLT	4		M6X16		
14	42350250150	PLUG (6 POLES,MALE)	1				
15	42350250070	PLUG (2 POLES,MALE)	2				
16	42357160500	GUARD	1				
17	(*****)	DETECTOR,SWING ANGLE (BUCKET)	1				
18	90303070801	WASHER,PLAIN	6		8		
19	42357160400	BUZZER ASSY	1				
20	90813108012	BOLT,WING	2		M8X12 A		
21	80171304014	SCREW,MACHINE	2		M4X14		
22	90303070401	WASHER,PLAIN	2		4		
23	42358160300	HARNESS	1				
24	42356370500	SUPPORT	1				
25	82104501120	SWITCH,LIMIT	1				
26	42357160600	SUPPORT	1				
27	42356440500	CABLE	2				
28	42353574200	SWITCH ASSY (WITH CONNECTOR)	1				
29	90201200400	NUT	2		M4		
30	90201200800	NUT	2		M8		
31	42358160400	SUPPORT	1				
32	90186206010	BOLT,FLANGE	10		M6X10		
33	82100002015	CLAMP	1		WRC20		
35	90302040401	WASHER,SPRING	2		4		
51	82151401224	BATTERY (FURUKAWA/12M24B)	1				
	82100001973	BATTERY (HITACHI)	1			590521	
52	42350200310	HARNESS	1				
53	82100001261	CAP	1				
66	82197518114	CAP (MATSUSHITA/BLACK)	1				
	82197518119	CAP (PLUS ONE MFG./BLACK)	1				
81	42358031002	CONVERTER (ASSY ONLY)	1				
82	42358032300	CASE	1				
83	80172305016	SCREW,MACHINE	4		M5X16		
84	90201200500	NUT	4		M5		
85	90302040501	WASHER,SPRING	4		5		
86	90303070501	WASHER,PLAIN	4		5		
87	42358032400	COVER	1				
88	90186206014	BOLT,FLANGE	4		M6X14		
89	90303070801	WASHER,PLAIN	4		8		
90	90303070601	WASHER,PLAIN	6		6		
108	82400000200	GROMMET	1		KG-012,L=250		

AT-147-4 43010231530 UPPER,LOWER,HINO 2KG-XZU600F-TKFSG6

Pos No.	Parts No	Parts Name	Qty	Unit	Technical Data	Serial No (Start)	Serial No
1	42653720201	HARNESS	1				
2	42655730100	HARNESS (MAIN)	1				
3	91810132530	FASTENER	24				
4	82100002019	CLAMP	8		WR40		
5	82108501140	SWITCH	1				
6	44430680200	BUZZER ASSY (WITH HARNESS)	1				
7	42474530100	LAMP ASSY	1				
8	90302040601	WASHER,SPRING	16		6		
9	90201200800	NUT	1		M8		
10	90302040801	WASHER,SPRING	12		8		
11	91850400601	CLAMP	23				
12	91810130240	FASTENER	26				
13	90813108020	BOLT,WING	1		M8X20		
14	90172106016	BOLT,HEXAGON SOCKET	12		M6X16		
15	36132150000	DETECTOR,OUTRIGGER LENGTH	4				
16	42655200200	CABLE	1		L=510		
17	42433330020	PLUG (2 POLES,FEMALE)	1				
18	90280200600	NUT,FLANGE	4		M6		
19	80136320012	PIN,SPLIT	4		2X12		
20	90303070601	WASHER,PLAIN	36		6		
23	90303070801	WASHER,PLAIN	7		8		
25	82100002004	CLAMP	4		WR8		
26	42655730010	SUPPORT	1				
27	90101208016	BOLT	8		M8X16		
28	37000553000	PLATE	2				
29	42655730020	SUPPORT	1				
30	90101208010	BOLT	3		M8X10		
31	82100001522	CLIP	2				
32	42655730030	SUPPORT	2				
33	36140570000	DETECTOR,ANGLE	2				
34	90101206016	BOLT	4		M6X16		
35	42655730200	COVER	1				
36	90186206008	BOLT,FLANGE	1		M6X8		
51	82165904020	LAMP	1		24V 60W		
52	90101212020	BOLT	1		M12X20		
53	90302041201	WASHER,SPRING	1		12		
54	37000159530	PIN	1				
55	80620210160	PIN,SNAP	1				
71	42655202100	SWITCH ASSY	4				
72	42655201010	SUPPORT	1				
73	90101208016	BOLT	2		M8X16		
74	90302040801	WASHER,SPRING	6		8		
75	90303070801	WASHER,PLAIN	2		8		
91	42651893100	COVER	3				
92	90186206014	BOLT,FLANGE	6		M6X14		
93	90101206014	BOLT	6		M6X14		
94	90302040601	WASHER,SPRING	6		6		
95	90303070601	WASHER,PLAIN	6		6		
97	42655202010	SUPPORT	3				
111	82104501250	SWITCH,LIMIT (2 PCS/SET,WITH HARNESS)	2				
112	42653152101	COVER	2				
113	80172304030	SCREW,MACHINE	8		M4X30		
114	90302040401	WASHER,SPRING	8		4		
115	90303070401	WASHER,PLAIN	16		4		
116	90201200400	NUT	8		M4		
117	90101208012	BOLT	4		M8X12		
131	82100000054	BULB,LAMP	1		24V 60W		
149	82100002838	SWITCH ASSY (WITH HARNESS,TERMINAL)	1				
162	82400000200	GROMMET	2		KG-012,L=250		
172	82400000201	GROMMET	1		KG-016		

**AT-147-4 43010231530 UPPER,LOWER,HINO 2KG-XZU600F-TKFSG6
PF1000782-00 WINCH SYSTEM**



適用製造番号によっては取り付けがないものもあります。

MACHINES OF SOME SERIAL NO. ARE NOT EQUIPPED WITH THESE PARTS.

AT-147-4 43010231530 UPPER,LOWER,HINO 2KG-XZU600F-TKFSG6

Pos No.	Parts No	Parts Name	Qty	Unit	Technical Data	Serial No (Start)	Serial No (End)	Remarks	Pages
1	42477571000	SUPPORT	1						
2	90201201600	NUT	1		M16				
3	90303071601	WASHER,PLAIN	1		16				

AT-147-4 43010231530 UPPER,LOWER,HINO 2KG-XZU600F-TKFSG6

Pos No.	Parts No	Parts Name	Qty	Unit	Technical Data	Serial No (Start)	Serial No (End)	Remarks	Pages
1	42512910100	PLATE	4						
2	90101212035	BOLT	16		M12X35				
3	90302041201	WASHER,SPRING	16		12				
4	82401800120	PLUG (FOR M12)	8						

AT-147-4 43010231530 UPPER,LOWER,HINO 2KG-XZU600F-TKFSG6

Pos No.	Parts No	Parts Name	Qty	Unit	Technical Data	Serial No (Start)	Serial No (End)	Remarks	Pages
1	42267243101	COVER	1						
2	42267243201	COVER	1						
3	90183108015	BOLT	6		M8X15				

AT-147-4 43010231530 UPPER,LOWER,HINO 2KG-XZU600F-TKFSG6

Pos No.	Parts No	Parts Name	Qty	Unit	Technical Data	Serial No (Start)	Serial No (End)
1	36197850000	AUTOMATIC MOTION CONTROLLER	1				

AT-147-4 43010231530 UPPER,LOWER,HINO 2KG-XZU600F-TKFSG6

Pos No.	Parts No	Parts Name	Qty	Unit	Technical Data	Serial No (Start)	Serial No (End)	Remarks
1	42739693110	DISPLAY	1					
2	42739931300	CABLE	1					
3	42739931150	CAMERA	1					
4	42807471210	CABLE (MONITOR SIDE)	1					
5	42807471220	CABLE (CAMERA SIDE)	1					
30	42739951100	VIEW SYSTEM (MAIN UNIT)	1					

AT-147-4 43010231530 UPPER,LOWER,HINO 2KG-XZU600F-TKFSG6

Pos No.	Parts No	Parts Name	Qty	Unit	Technical Data	Serial No (Start)	Serial No (End)	Remarks	Pages
100	42653720201	HARNESS	1						

AT-147-4 43010231530 UPPER,LOWER,HINO 2KG-XZU600F-TKFSG6

Pos No.	Parts No	Parts Name	Qty	Unit	Technical Data	Serial No (Start)	Serial No (End)	Remarks	Pages
100	42614641110	HARNESS	1						

AT-147-4 43010231530 UPPER,LOWER,HINO 2KG-XZU600F-TKFSG6

Pos No.	Parts No	Parts Name	Qty	Unit	Technical Data	Serial No (Start)	Serial No (End)	Remarks	Pages
100	42504641100	HARNESS	1						

AT-147-4 43010231530 UPPER,LOWER,HINO 2KG-XZU600F-TKFSG6

Pos No.	Parts No	Parts Name	Qty	Unit	Technical Data	Serial No (Start)	Serial No (End)	Remarks	Pages
100	42358020080	HARNESS	1						

AT-147-4 43010231530 UPPER,LOWER,HINO 2KG-XZU600F-TKFSG6

Pos No.	Parts No	Parts Name	Qty	Unit	Technical Data	Serial No (Start)	Serial No (End)	Remarks	Pages
6	82105220193	SWITCH,TOGGLE	1						
7	82105900010	SWITCH,TOGGLE	1						
8	82105900050	SWITCH,TOGGLE	2						
9	82105900020	SWITCH,TOGGLE	1						
100	42358161100	HARNESS	1						

AT-147-4 43010231530 UPPER,LOWER,HINO 2KG-XZU600F-TKFSG6

Pos No.	Parts No	Parts Name	Qty	Unit	Technical Data	Serial No (Start)	Serial No (End)	Remarks	Pages
100	42422716601	HARNESS	1						

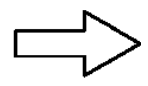
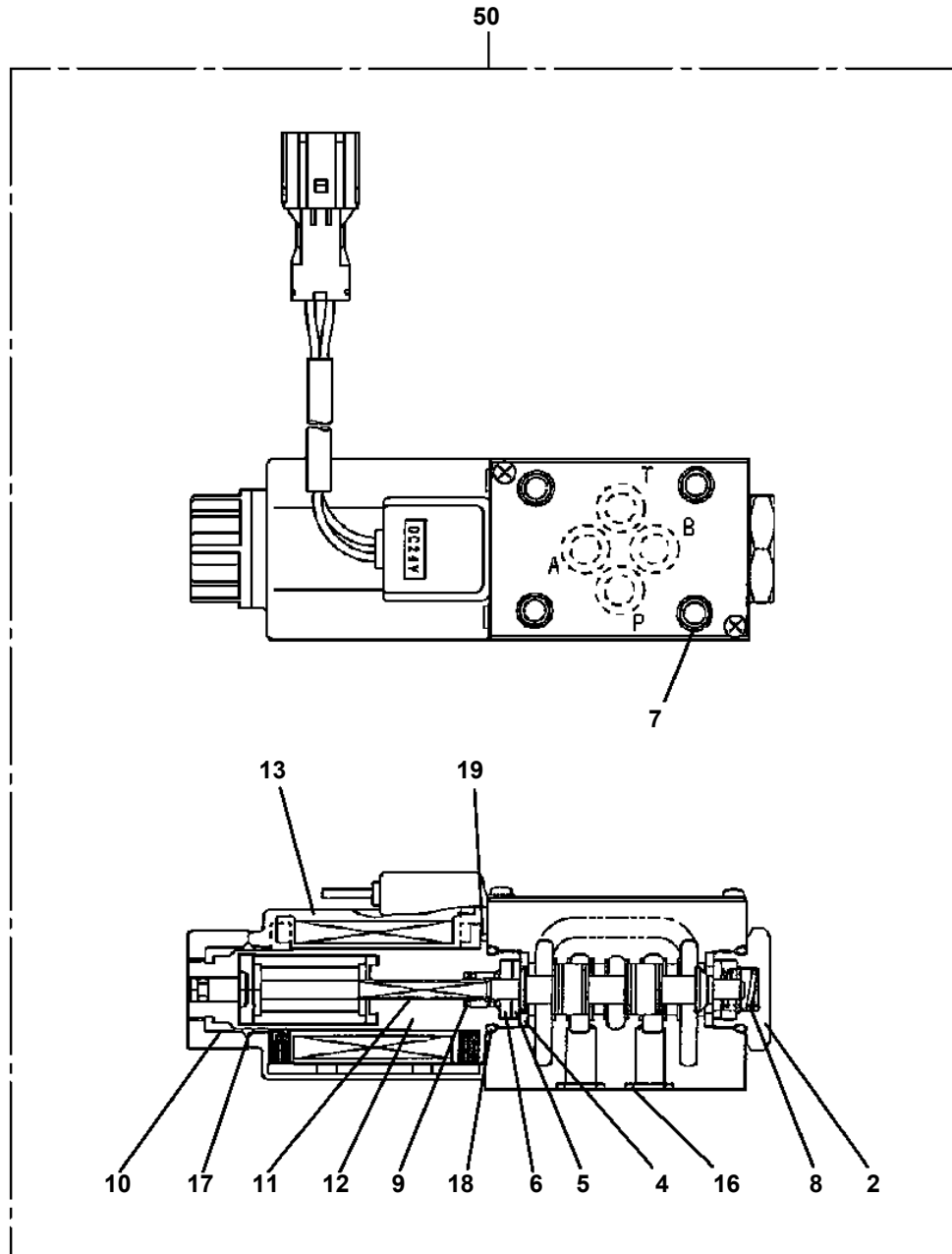
AT-147-4 43010231530 UPPER,LOWER,HINO 2KG-XZU600F-TKFSG6

Pos No.	Parts No	Parts Name	Qty	Unit	Technical Data	Serial No (Start)	Serial No (End)	Remarks	Pages
1	42901530100	HARNESS	1						

AT-147-4 43010231530 UPPER,LOWER,HINO 2KG-XZU600F-TKFSG6

Pos No.	Parts No	Parts Name	Qty	Unit	Technical Data	Serial No (Start)	Serial No (End)	Remarks	Pages
3	16025153030	SPRING	1						
4	91000501500	O-RING	1		AS568-015				
5	91002802200	O-RING	1		1B P22				
6	91002801001	O-RING	1		1B P10A				
10	16025153020	SPRING	1						
14	91001001600	O-RING	2		1A S16				
30	36604750000	VALVE,RELIEF	1						

AT-147-4 43010231530 UPPER,LOWER,HINO 2KG-XZU600F-TKFSG6
PI1120272-01 VALVE,SOLENOID



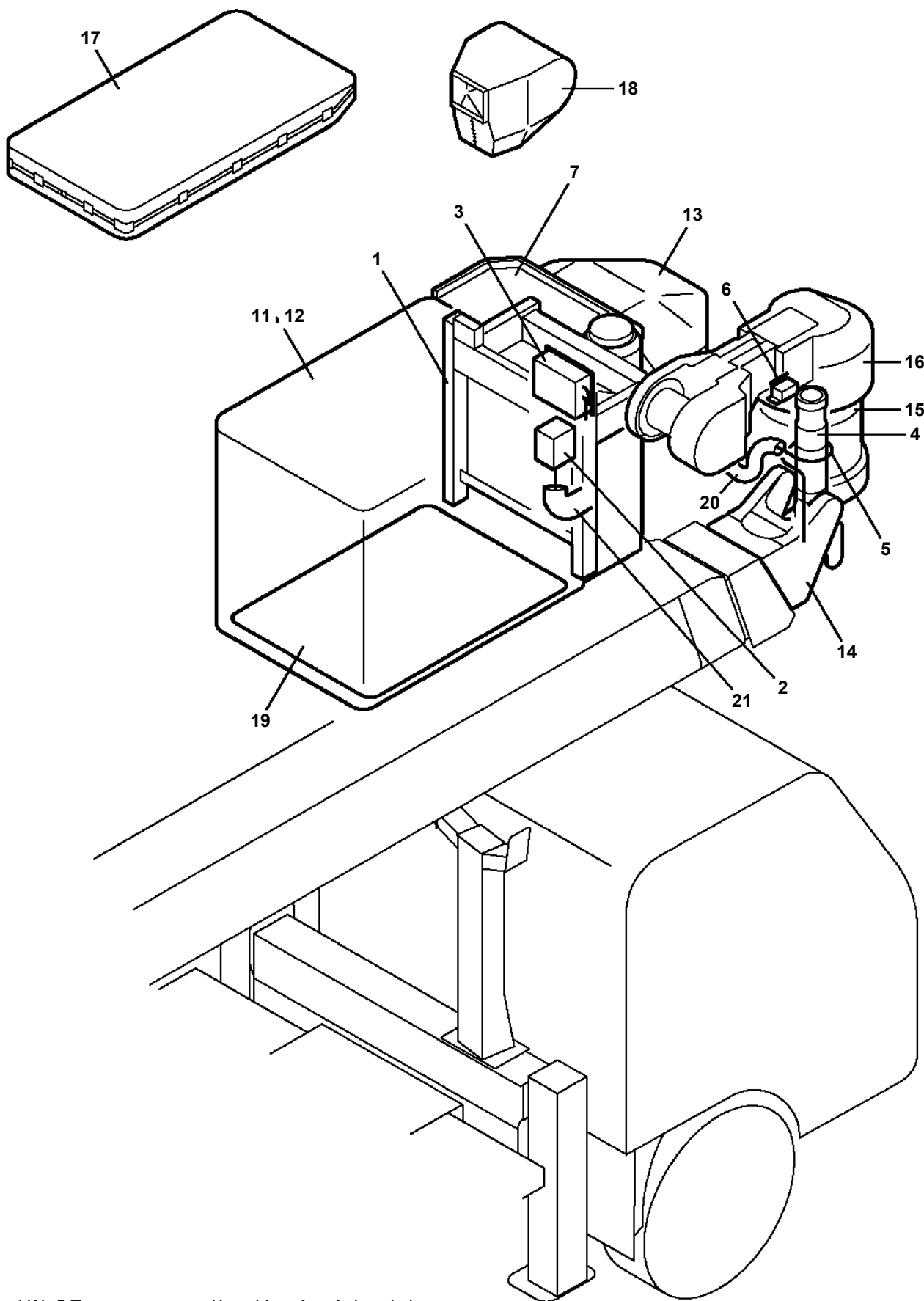
AT-147-4 43010231530 UPPER,LOWER,HINO 2KG-XZU600F-TKFSG6

Pos No.	Parts No	Parts Name	Qty	Unit	Technical Data	Serial No (Start)	Serial No (End)	Remarks	Pages
11	91001101200	O-RING	2		1A P12				
23	36624110300	SEAT	2						
24	36624110400	SPRING	2						
26	36624110600	PISTON	1						
28	91001101800	O-RING	2		1A P18				
30	36624111000	PACKING	2						
31	36624111100	O-RING	1		P12				
41	36624110100	BODY	1						
42	36624110200	PLUG	2						
45	36624110501	PLUNGER	2						
100	36624110000	VALVE,CHECK	1						

AT-147-4 43010231530 UPPER,LOWER,HINO 2KG-XZU600F-TKFSG6

Pos No.	Parts No	Parts Name	Qty	Unit	Technical Data	Serial No (Start)	Serial No (End)	Remarks	Pages
12	91002801400	O-RING	2		1B P14				
100	36625740001	VALVE,CHECK	1						

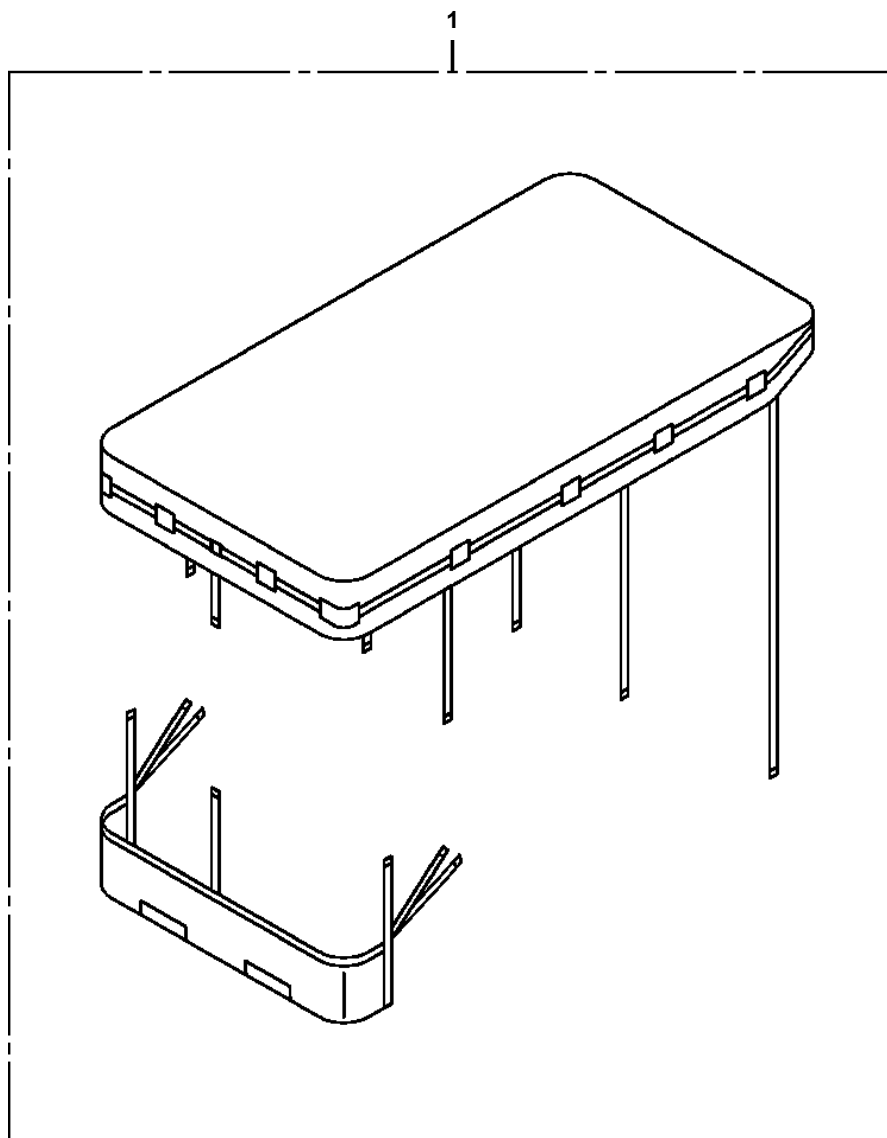
**AT-147-4 43010231530 UPPER,LOWER,HINO 2KG-XZU600F-TKFSG6
PJ2000032-00 BUCKET SYSTEM**



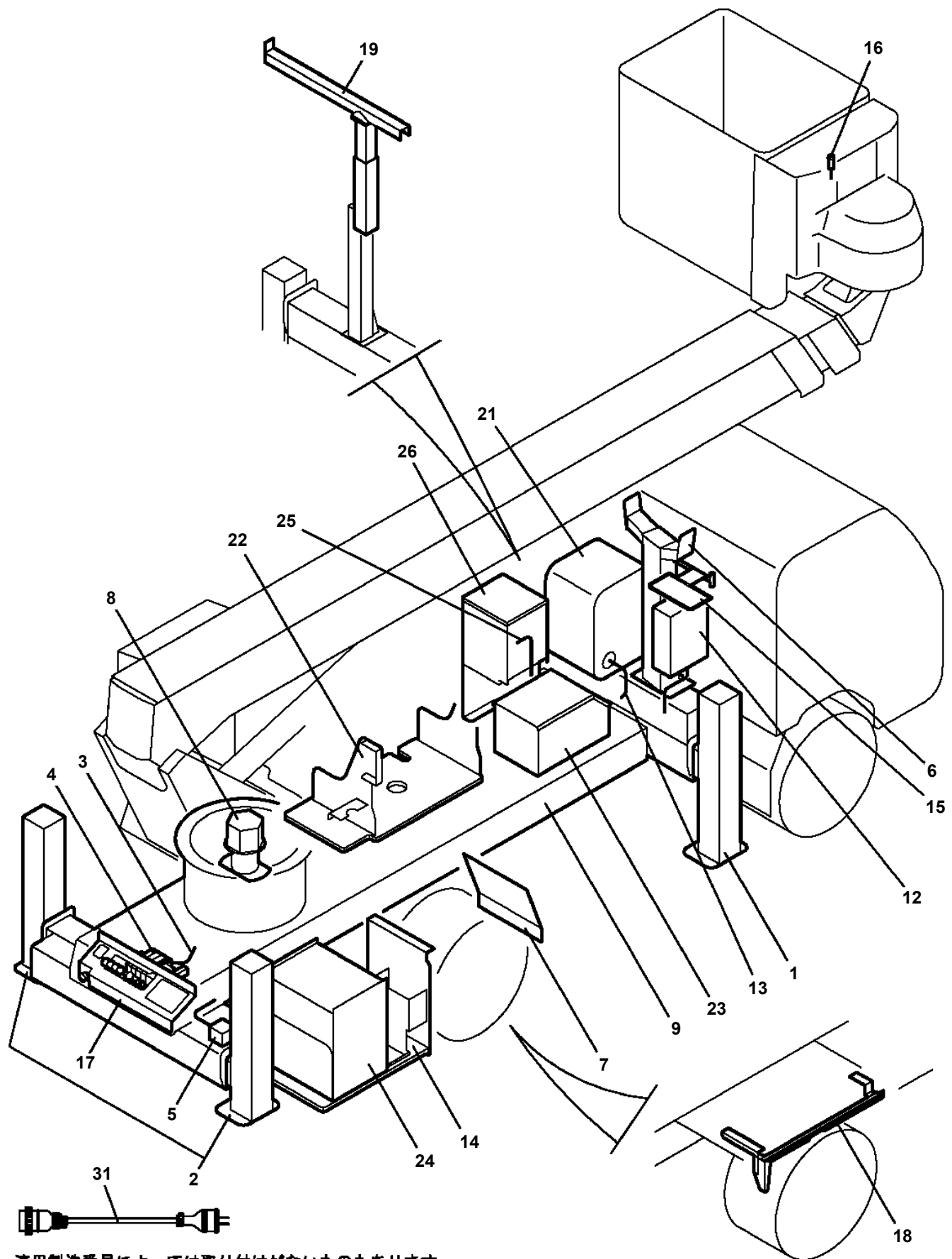
適用製造番号によっては取り付けがないものもあります。

MACHINES OF SOME SERIAL NO. ARE NOT EQUIPPED WITH THESE PARTS.

AT-147-4 43010231530 UPPER,LOWER,HINO 2KG-XZU600F-TKFSG6
PK1330366-00 COVER (CLOTH,WHITE/BUCKET)



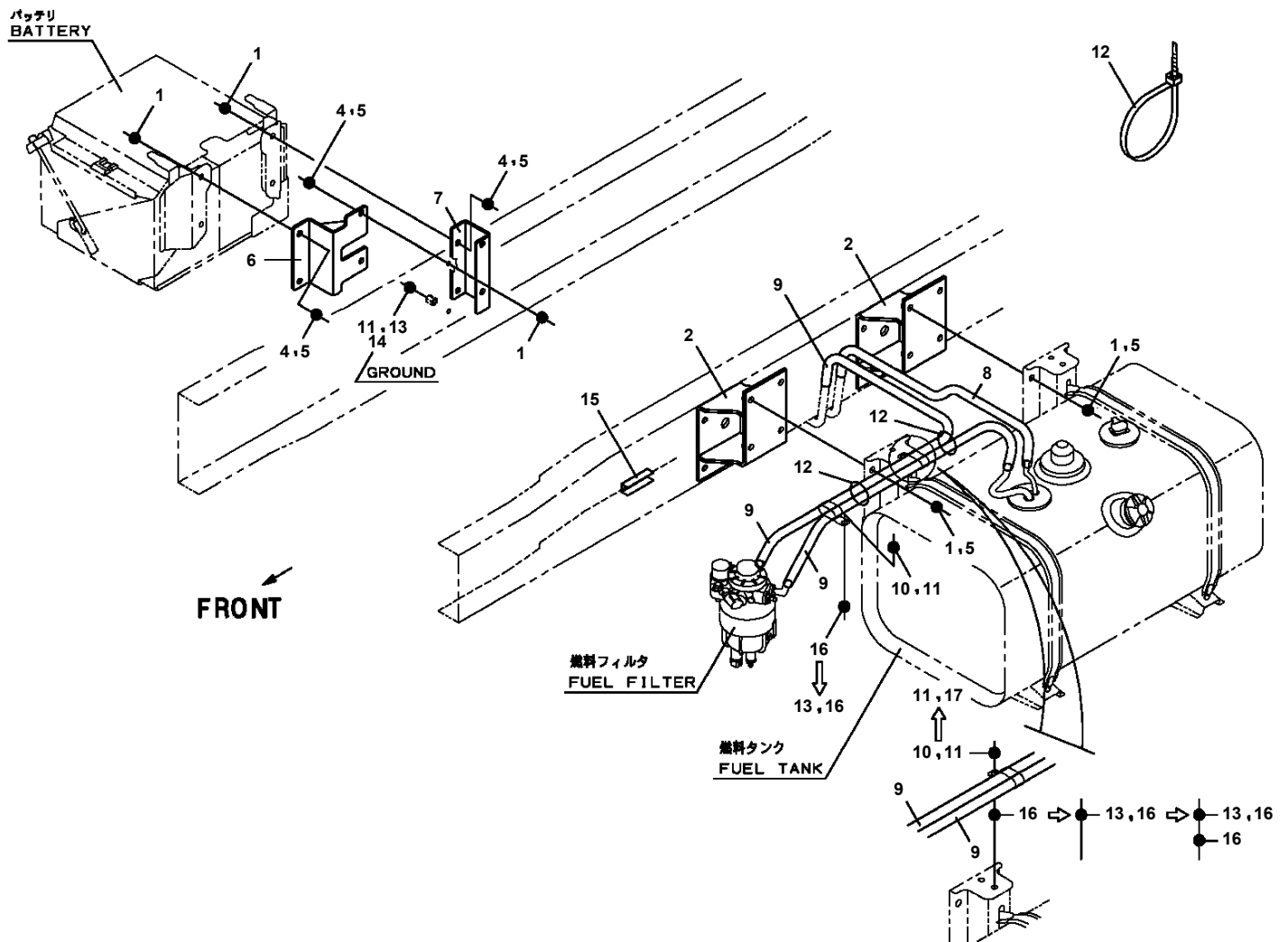
**AT-147-4 43010231530 UPPER,LOWER,HINO 2KG-XZU600F-TKFSG6
PK2002308-00 FRAME UNIT**



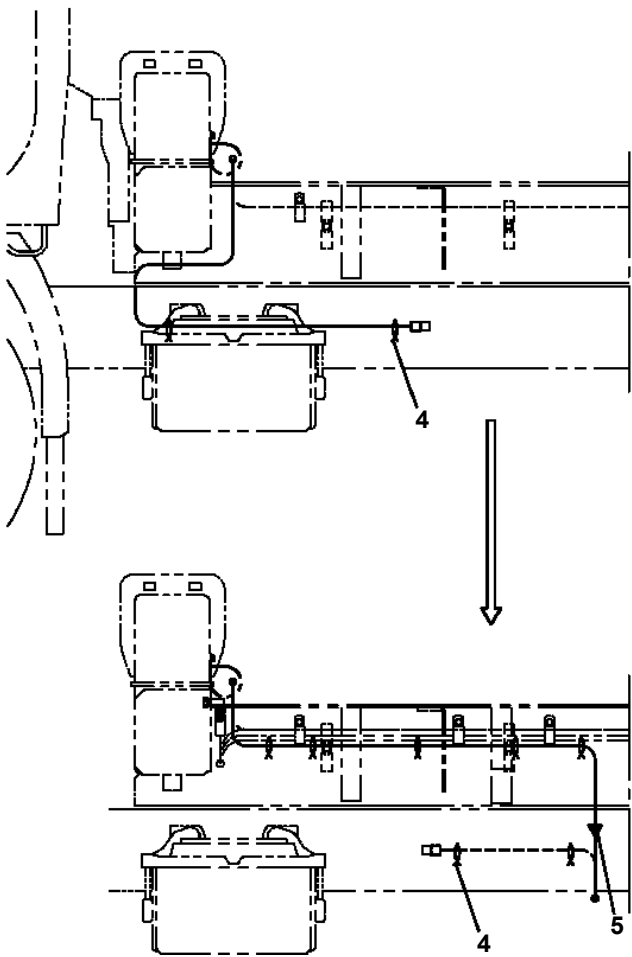
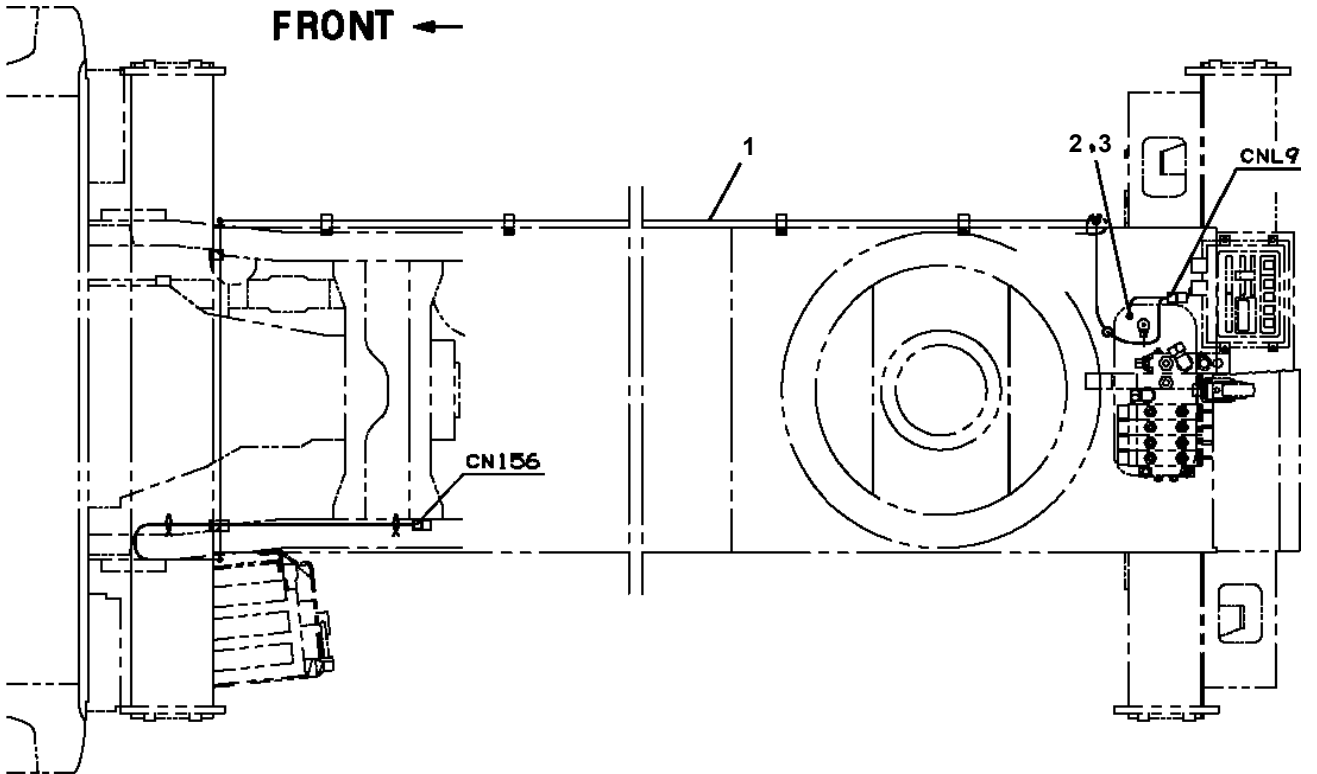
適用製造番号によっては取り付けがないものもあります。

MACHINES OF SOME SERIAL NO. ARE NOT EQUIPPED WITH THESE PARTS.

AT-147-4 43010231530 UPPER,LOWER,HINO 2KG-XZU600F-TKFSG6
PM5150833-02 MODIFICATION ASSY



AT-147-4 43010231530 UPPER,LOWER,HINO 2KG-XZU600F-TKFSG6
PN1014620-01 ELEC.ASSY (ACCELERATOR)



CLICK HERE TO **DOWNLOAD** THE COMPLETE MANUAL

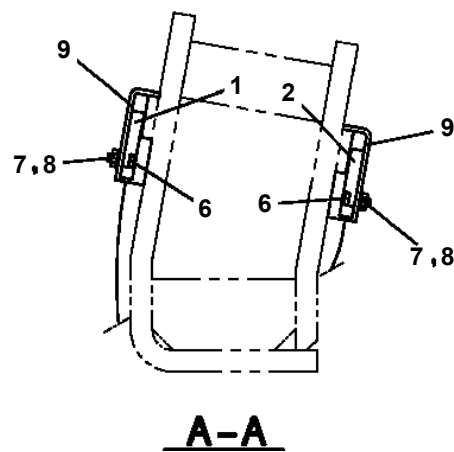
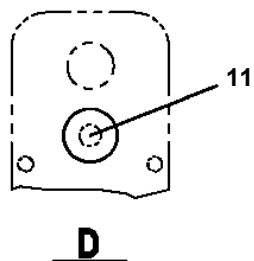
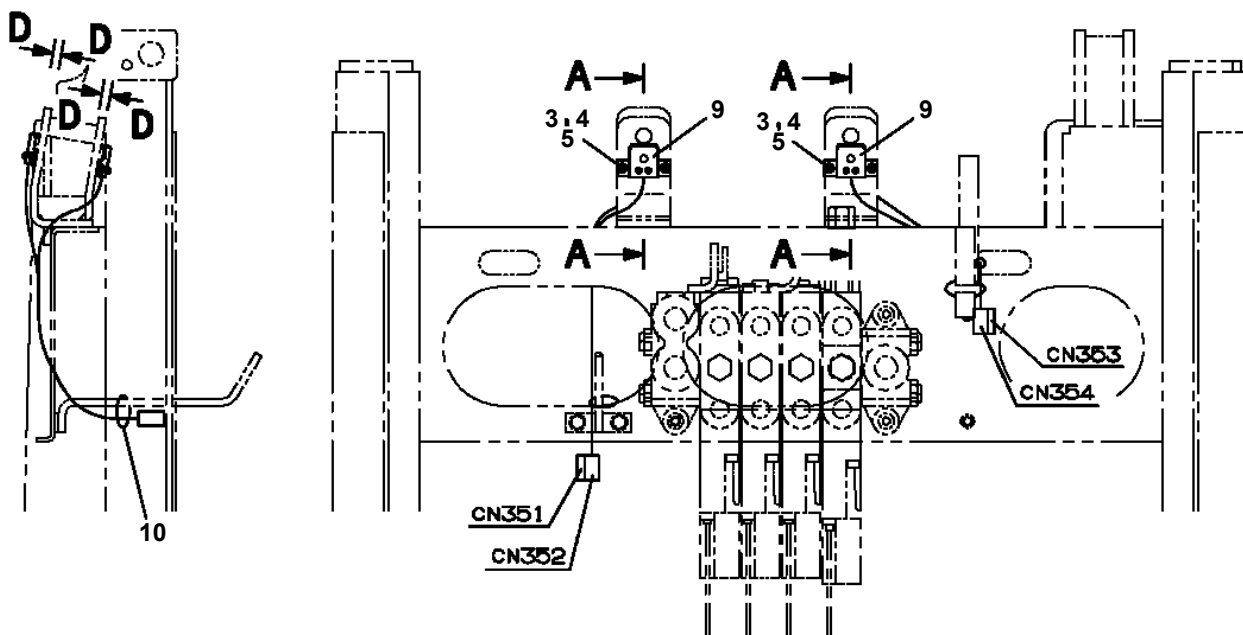
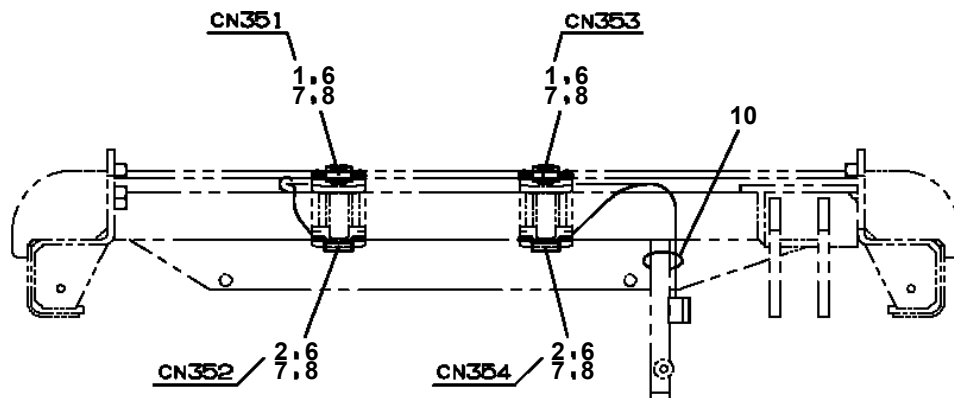
- Thank you very much for reading the preview of the manual.
- You can download the complete manual from: www.heydownloads.com by clicking the link below



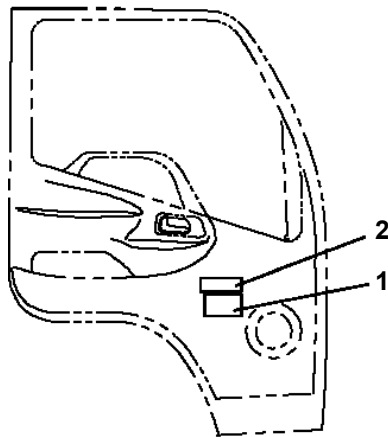
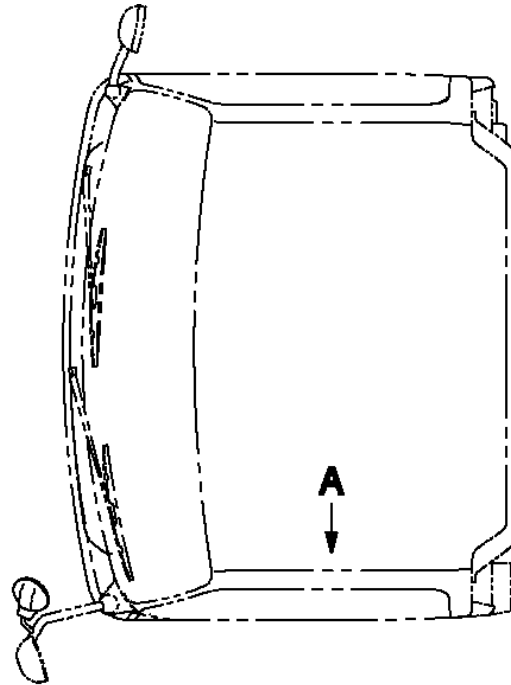
- Please note: If there is no response to CLICKING the link, please download this PDF first and then click on it.

CLICK HERE TO **DOWNLOAD** THE COMPLETE MANUAL

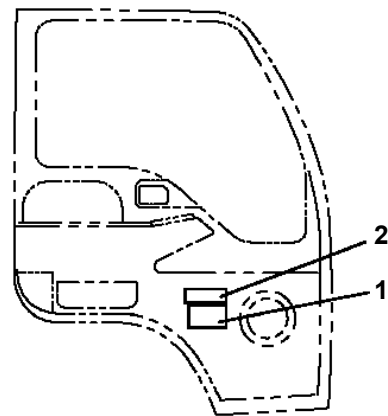
AT-147-4 43010231530 UPPER,LOWER,HINO 2KG-XZU600F-TKFSG6
PN1140157-00 SWITCH ASSY



AT-147-4 43010231530 UPPER,LOWER,HINO 2KG-XZU600F-TKFSG6
 PN5011478-00 NAME PLATE ASSY (TELEMATICS)



日野車 11型以降車 (標準車)

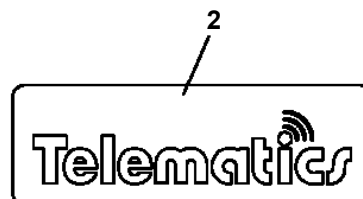


いすゞ 標準キャブ車

A
 左側ドア部 内側

1

本車は日本国内の規格や法規に基づいた仕様になっております。
 (無線/衛星通信機能付車)
 日本国内においてのみ、本車での無線通信や衛星通信に適合することが
 確認されるまでは、使用、又は販売しないでください。
 This machine is Japanese specifications,
 conforming to Japanese laws and standards,
 (including mobile / satellite
 communication systems)
 When using the machine outside Japan,
 make sure that it conforms to the laws and
 standards of the area beforehand and
 observe laws and regulations there.

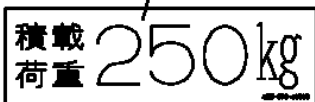


AT-147-4 43010231530 UPPER,LOWER,HINO 2KG-XZU600F-TKFSG6

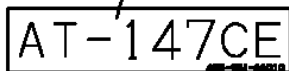
Pos No.	Parts No	Parts Name	Qty	Unit	Technical Data	Serial No (Start)	Serial No (End)	Remarks	Pages
1	37002227800	PLATE,CAUTION	1						

AT-147-4 43010231530 UPPER,LOWER,HINO 2KG-XZU600F-TKFSG6 PN5011955-00 NAME PLATE ASSY (VEHICLE)

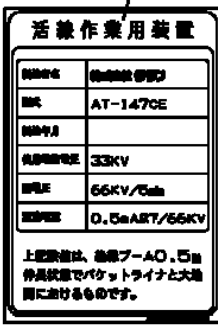
1




3



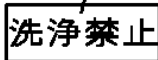
4




5



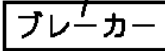
6



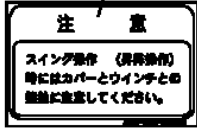
8



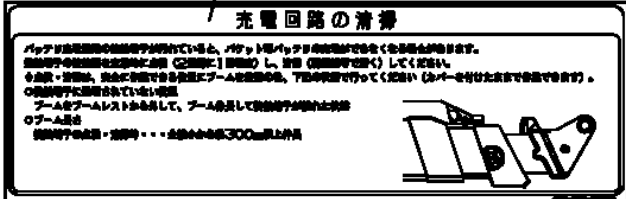
16



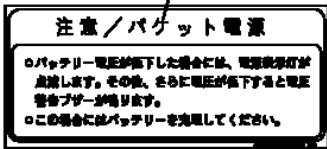
18




10




19



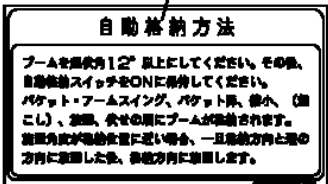
20




21




22



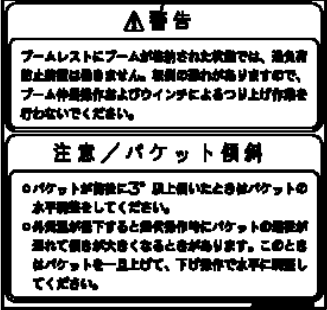
23



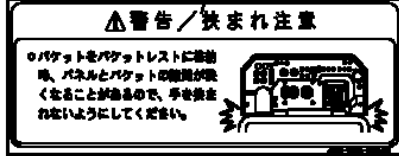
24



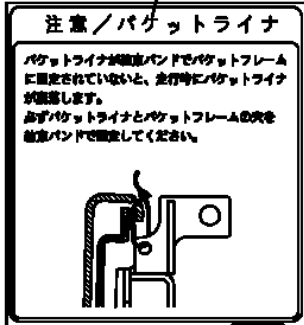
25




26



27



28



AT-147-4 43010231530 UPPER,LOWER,HINO 2KG-XZU600F-TKFSG6

Pos No.	Parts No	Parts Name	Qty	Unit	Technical Data	Serial No (Start)	Serial M
1	(*****)	PLATE ASSY,NAME (VEHICLE HEIGHT 3.4M)	1				
2	(*****)	PLATE ASSY,NAME (ANTENNA)	1				
11	(*****)	NAME PLATE ASSY (TELEMATICS)	1				
12	(*****)	NAME PLATE ASSY (CAUTION FOR COLLISION)	1				

AT-147-4 43010231530 UPPER,LOWER,HINO 2KG-XZU600F-TKFSG6

Pos No.	Parts No	Parts Name	Qty	Unit	Technical Data	Serial No (Start)	Serial No (End)
1	(*****)	PLATE,NAME (LIVE-LINE WORKING DEVICE)	1				

AT-147-4 43010231530 UPPER,LOWER,HINO 2KG-XZU600F-TKFSG6

Pos No.	Parts No	Parts Name	Qty	Unit	Technical Data	Serial No (Start)	Serial No (End)
1	42615341001	CASE ASSY,INNER (FRONT,LEFT)	1				
2	42615342001	CASE ASSY,INNER (FRONT,RIGHT)	1				
3	42615120100	PLATE	2				
4	31611640150	SPRING	2				
5	90171108016	BOLT	4		M8X16		
6	37000504780	PLATE	4		T=0.6		
7	90302041001	WASHER,SPRING	44		10		
8	90186208010	BOLT,FLANGE	7		M8X10		
11	42614050020	PLATE,SLIDE	2				
12	82401800080	PLUG (FOR M8)	8				
13	37001510810	BOLT	4		M8X25		
14	42614580011	SUPPORT	1				
15	42614640100	SUPPORT	1				
16	42615050100	PLATE	4				
17	42615120400	PLATE	16				
18	37000581940	PLATE	44		T=0.5		
19	37000506590	PLATE	48		T=1.6		
20	37002011280	PLATE,SLIDE	16		T=9.5		
21	90101208012	BOLT	4		M8X12		
22	90302040801	WASHER,SPRING	4		8		
23	37000575240	PLATE	2		T=3		
24	37000178190	PIN	2				
25	90171110016	BOLT	12		M10X16		
26	90171110020	BOLT	32		M10X20		
29	42615120500	PLATE,SLIDE	4				
39	82401800100	PLUG (FOR M10)	4				
40	37002022120	PLATE,SLIDE	2				

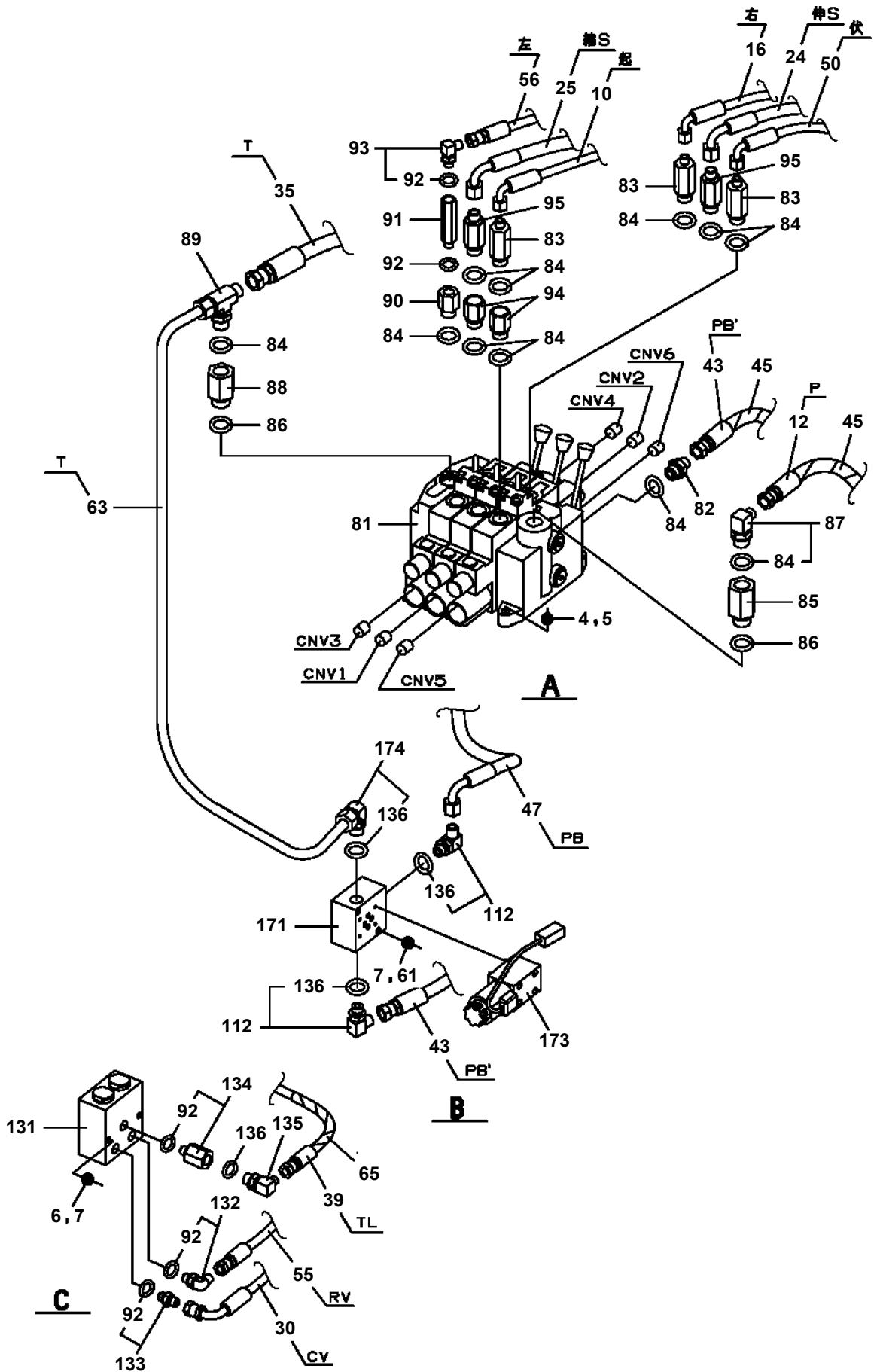
AT-147-4 43010231530 UPPER,LOWER,HINO 2KG-XZU600F-TKFSG6

Pos No.	Parts No	Parts Name	Qty	Unit	Technical Data	Serial No (Start)	Serial No (End)
1	42509051000	CABLE ASSY,SIGNAL(ASSY ONLY)	1				
2	37000714010	CLAMP ASSY	4		12X1		
3	37000300710	SLEEVE	4		12-8		
4	91810130240	FASTENER	20				
5	80192473010	SCREW,MACHINE	3		M3X10		
6	82100002004	CLAMP	2		WR8		
7	90302040601	WASHER,SPRING	2		6		
8	90201200600	NUT	2		M6		

AT-147-4 43010231530 UPPER,LOWER,HINO 2KG-XZU600F-TKFSG6

Pos No.	Parts No	Parts Name	Qty	Unit	Technical Data	Serial No (Start)	Serial No (End)	Remarks	Pages
1	42422715200	JOINT	1						
2	91002802400	O-RING	2		1B P24				
3	42422715100	JOINT	1						
4	37000926180	JOINT	1		L,G1/2-G1/2				
5	91002801800	O-RING	3		1B P18				
6	36625510000	VALVE,CHECK	1						000149
	36625520000	VALVE,CHECK	1						000150
7	37000927930	JOINT	1						

**AT-147-4 43010231530 UPPER,LOWER,HINO 2KG-XZU600F-TKFSG6
PP6330015-00 PIPING ASSY,SWING FRAME**



AT-147-4 43010231530 UPPER,LOWER,HINO 2KG-XZU600F-TKFSG6

Pos No.	Parts No	Parts Name	Qty	Unit	Technical Data	Serial No (Start)	Serial No (End)	Remarks
1	42902701100	CASE	1					
2	42900252201	COVER ASSY	1					
3	80182306014	SCREW,MACHINE	8		M6X14			
4	90302040601	WASHER,SPRING	9		6			
5	90303070601	WASHER,PLAIN	10		6			
7	80197585012	SCREW,MACHINE	30		M5X12			
8	34354781710	RELAY (WITH BRACKET)	23					
9	42902701200	SUPPORT	1					
10	82161300010	RELAY	2					
11	42900002100	TERMINAL ASSY	1					
12	80172303016	SCREW,MACHINE	2		M3X16			
13	90302040301	WASHER,SPRING	2		3			
14	90303070301	WASHER,PLAIN	2		3			
15	42808712100	RELAY ASSY	3					
16	90186206010	BOLT,FLANGE	4		M6X10			
17	82100002016	CLAMP	1		WR25		590511	
	82100002017	CLAMP	1		WR30	590512		
18	90201200600	NUT	1		M6			
19	82100003013	BREAKER	1					
20	82100003014	CAP	1					
41	42900252230	COVER	1					
42	42653235321	COVER	1					
43	90813106015	BOLT	2		M6X15			
44	90302040601	WASHER,SPRING	2		6			
45	90303070601	WASHER,PLAIN	2		6			
100	42902921000	RELAY BOX ASSY	1					

AT-147-4 43010231530 UPPER,LOWER,HINO 2KG-XZU600F-TKFSG6

Pos No.	Parts No	Parts Name	Qty	Unit	Technical Data	Serial No (Start)	Serial No (End)	Remarks	Pages
1	42505811101	PLATE	1						
2	42505811201	SUPPORT	1						
3	42698150300	INSULATOR	2						
4	80172804012	SCREW,MACHINE	2		M4X12				
5	90302510401	WASHER,SPRING	2		4				
6	90303520401	WASHER,PLAIN	2		4				
7	90101208040	BOLT	3		M8X40				
8	90302040801	WASHER,SPRING	3		8				
9	90201200800	NUT	3		M8				
10	37000315270	SPACER	1						
21	42505812101	STEP	1						
22	34393906550	PLATE (NON-SLIP)	3						

AT-147-4 43010231530 UPPER,LOWER,HINO 2KG-XZU600F-TKFSG6

Pos No.	Parts No	Parts Name	Qty	Unit	Technical Data	Se
1	82109833232	SWITCH	1			
2	82100002220	CABLE	3	M		
3	82100002173	CONNECTOR	1			
50	42509150000	SWITCH ASSY (ELEC.BOOSTER, REMOTE:2M,NANABOSI,KASUGA)	1			

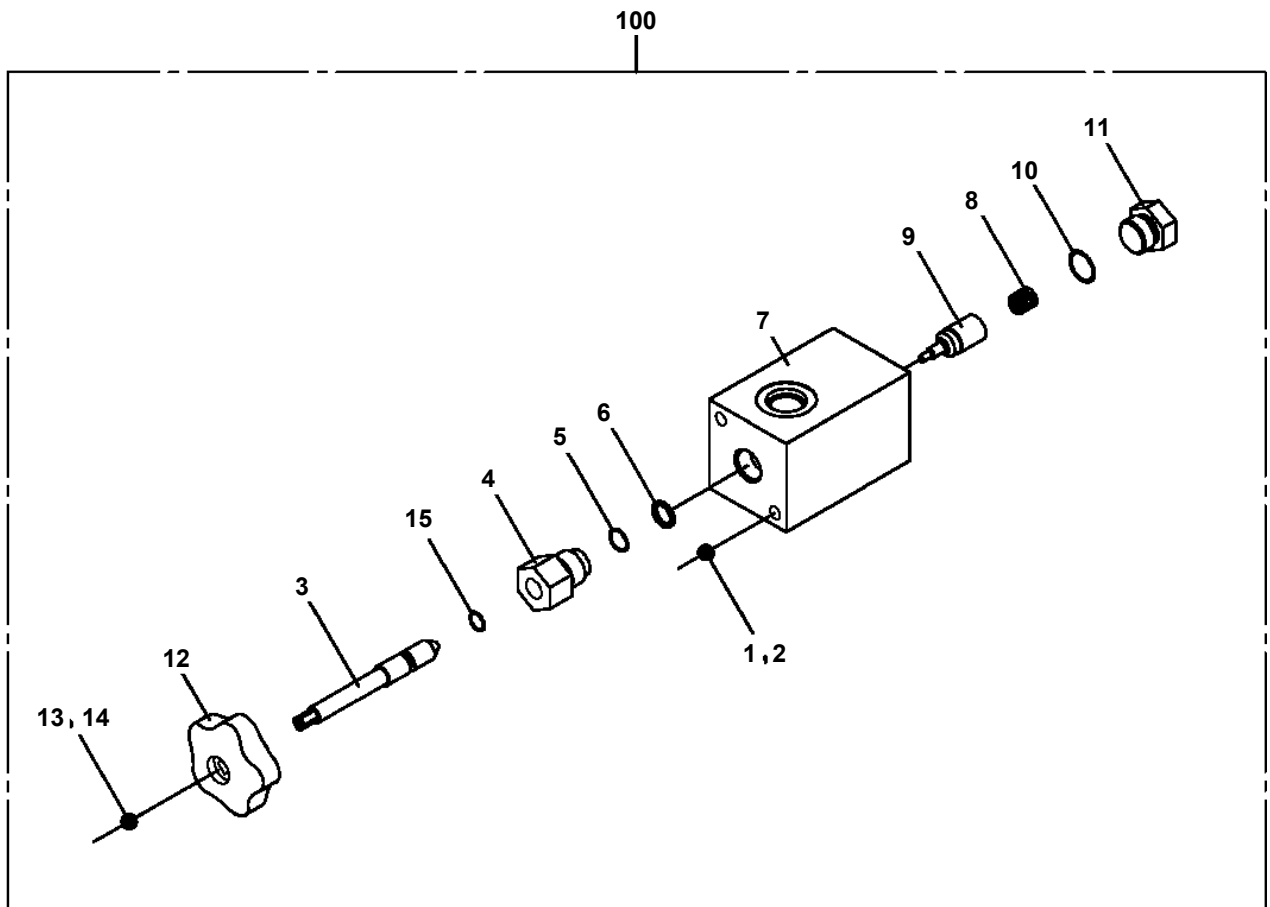
AT-147-4 43010231530 UPPER,LOWER,HINO 2KG-XZU600F-TKFSG6

Pos No.	Parts No	Parts Name	Qty	Unit	Technical Data	Serial No (Start)	S
1	42973990100	SUPPORT (7 DEGREES ANGLE METER MOUNTING)	1				

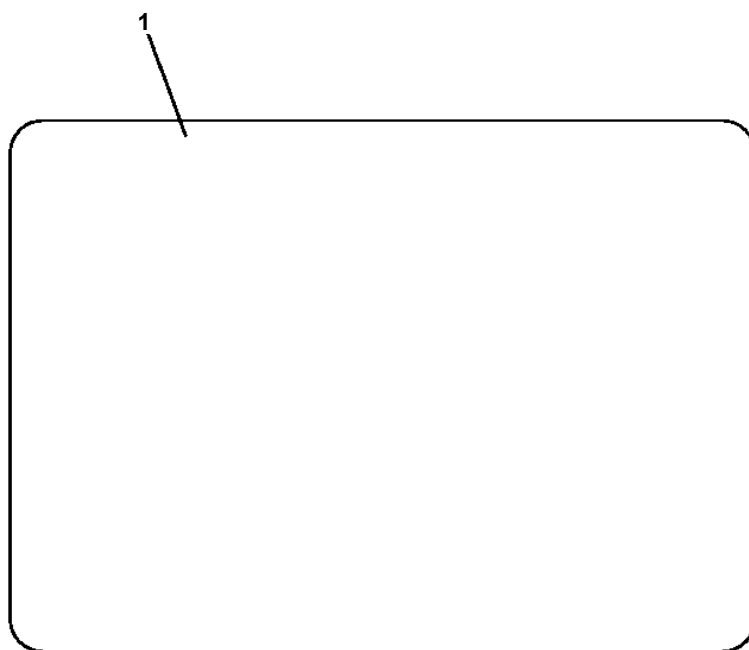
AT-147-4 43010231530 UPPER,LOWER,HINO 2KG-XZU600F-TKFSG6

Pos No.	Parts No	Parts Name	Qty	Unit	Technical Data	Serial No (Start)	Serial No (End)	Remarks	Pages
1	42739760000	CABLE	1		L=10000				

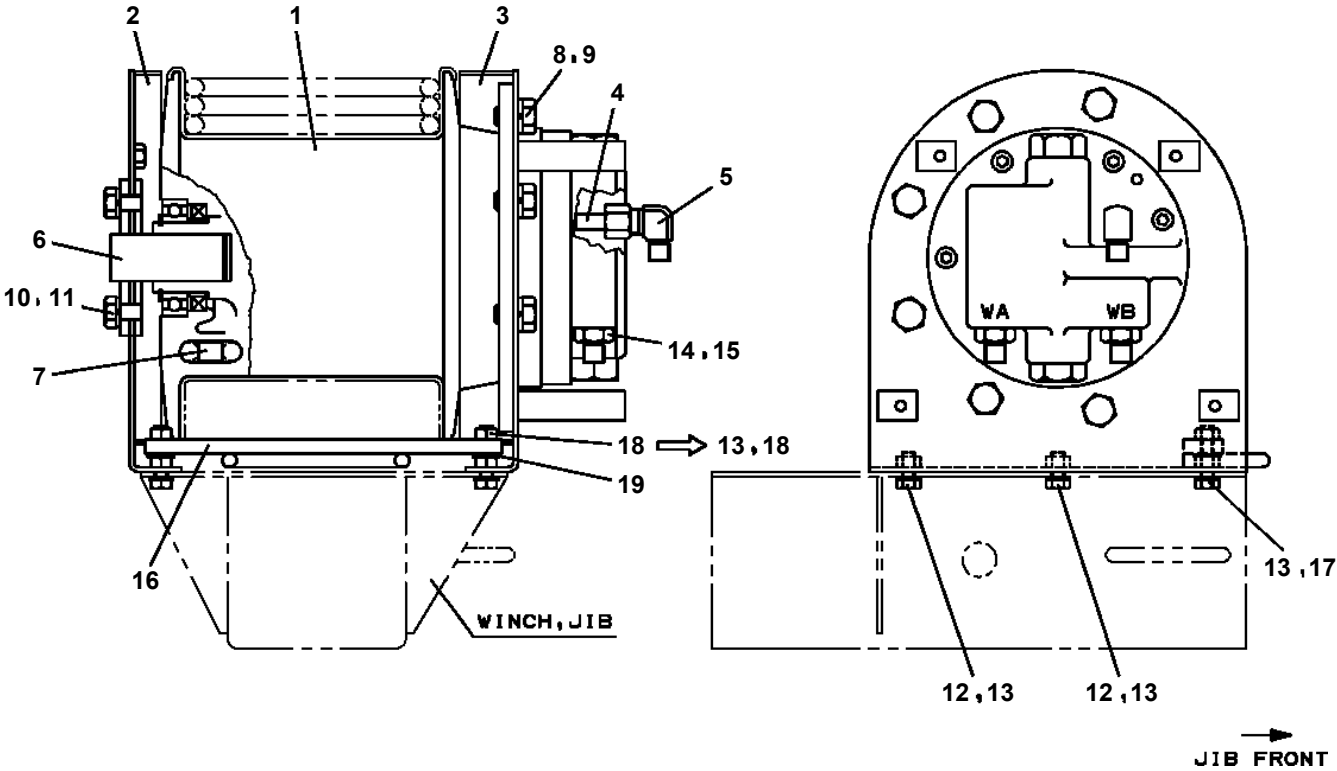
AT-147-4 43010231530 UPPER,LOWER,HINO 2KG-XZU600F-TKFSG6
PV5170018-00 VALVE ASSY,SELECTOR



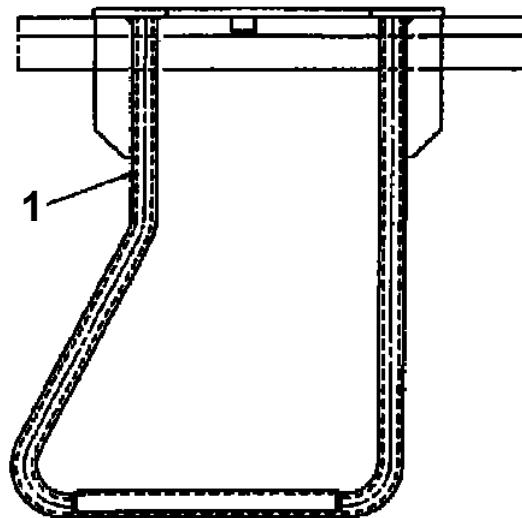
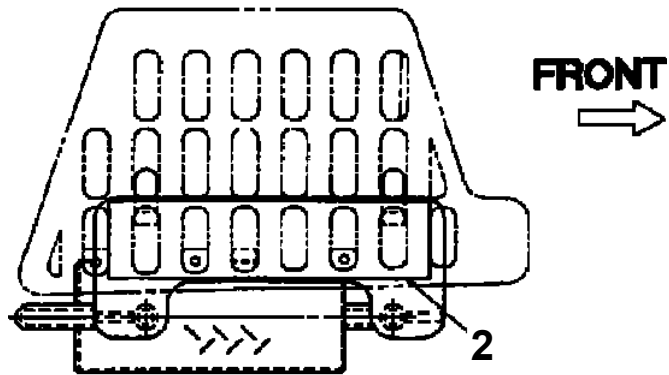
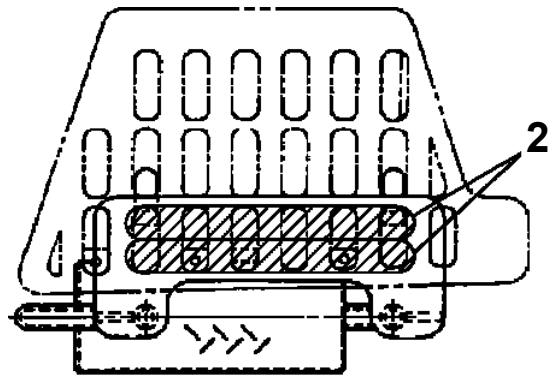
**AT-147-4 43010231530 UPPER,LOWER,HINO 2KG-XZU600F-TKFSG6
PW1010092-00 ACCESSORIES (BUCKET INNER MAT)**



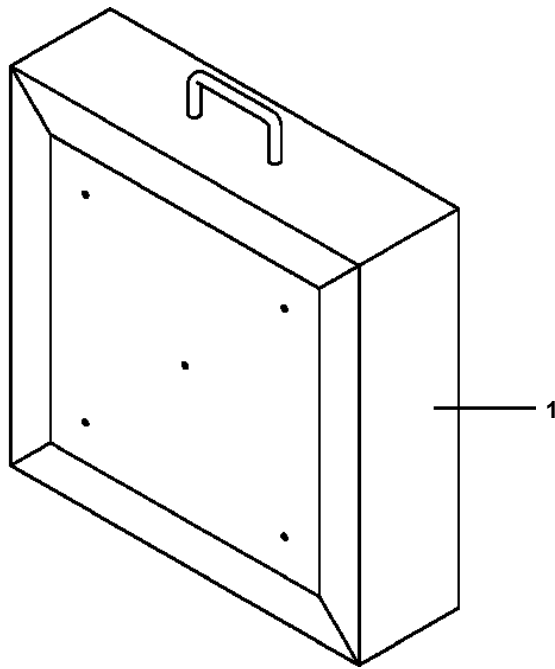
**AT-147-4 43010231530 UPPER,LOWER,HINO 2KG-XZU600F-TKFSG6
PW5070004-01 WINCH ASSY (MOUNT/J:WITHOUT SWIVEL FUNCTION)**



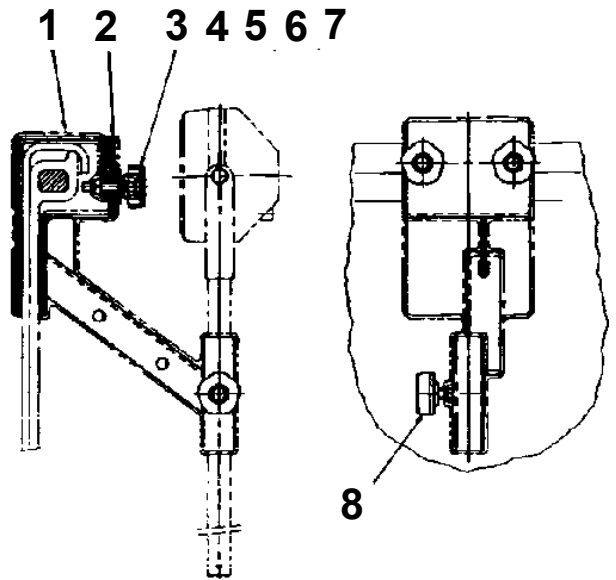
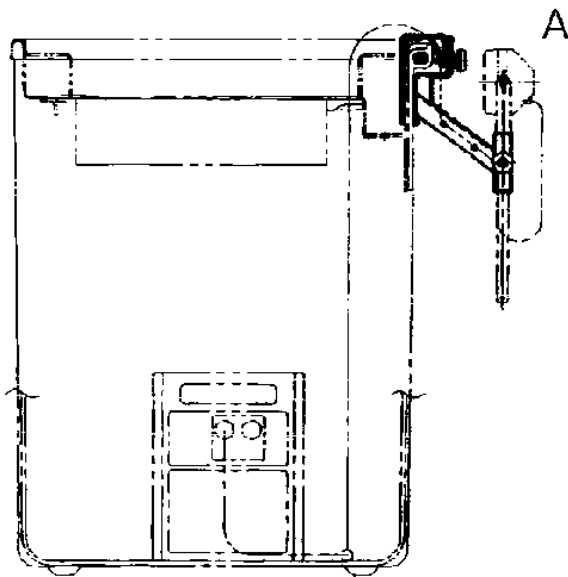
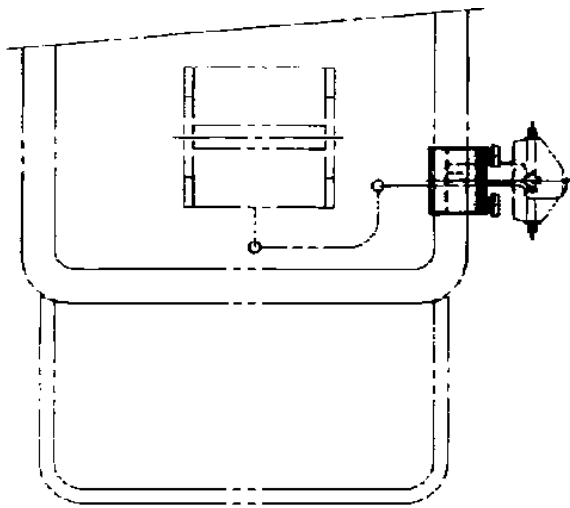
AT-147-4 43010231530 UPPER,LOWER,HINO 2KG-XZU600F-TKFSG6
PX1260143-01 STEP (FOR ENTRY INTO CAB)



AT-147-4 43010231530 UPPER,LOWER,HINO 2KG-XZU600F-TKFSG6
PX1270125-00 WOOD BLOCK (WITH RUBBER,T=100)

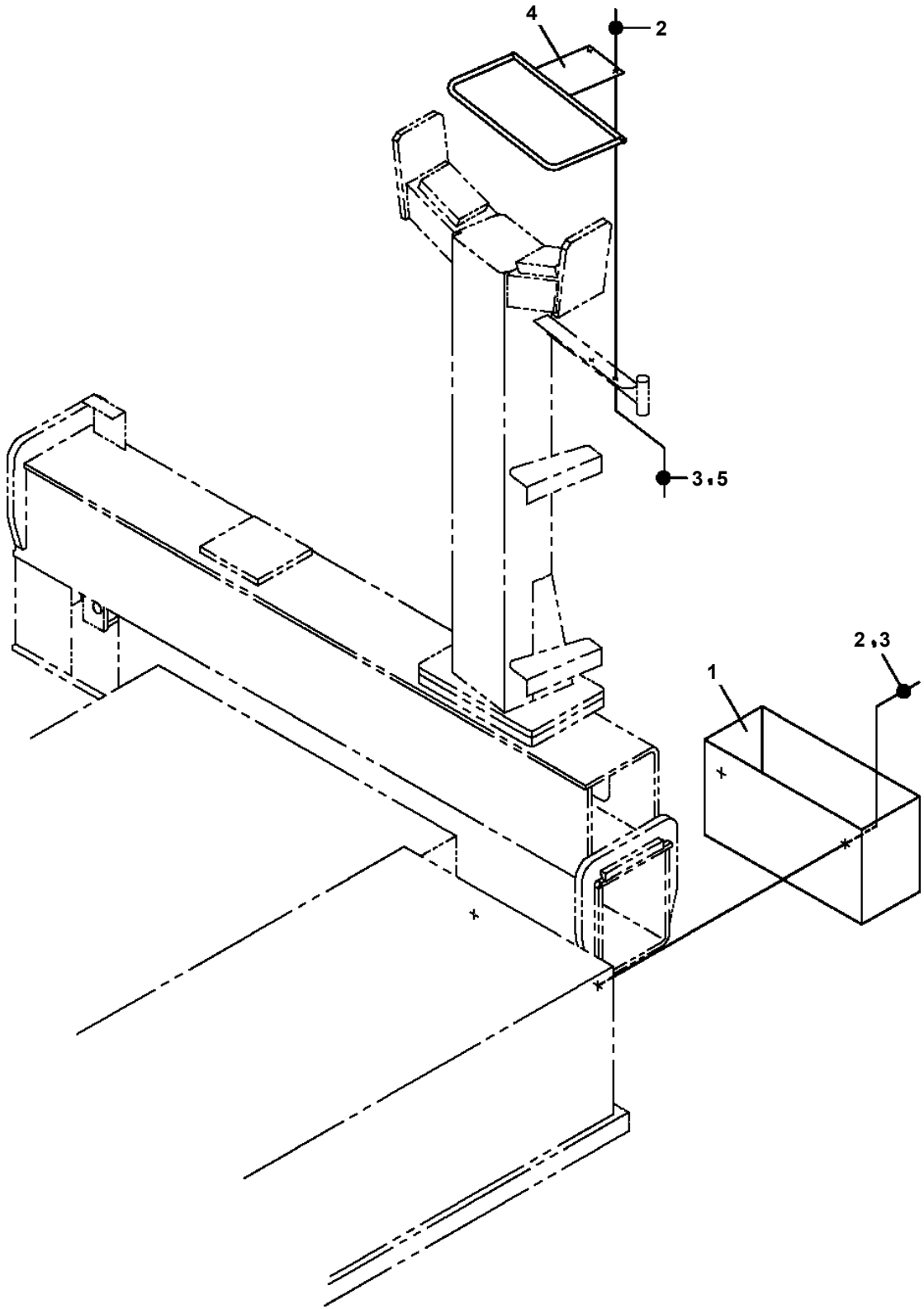


AT-147-4 43010231530 UPPER,LOWER,HINO 2KG-XZU600F-TKFSG6
PX1310050-00 MOUNT,LAMP (BUCKET,FOR NTT,OPTION)

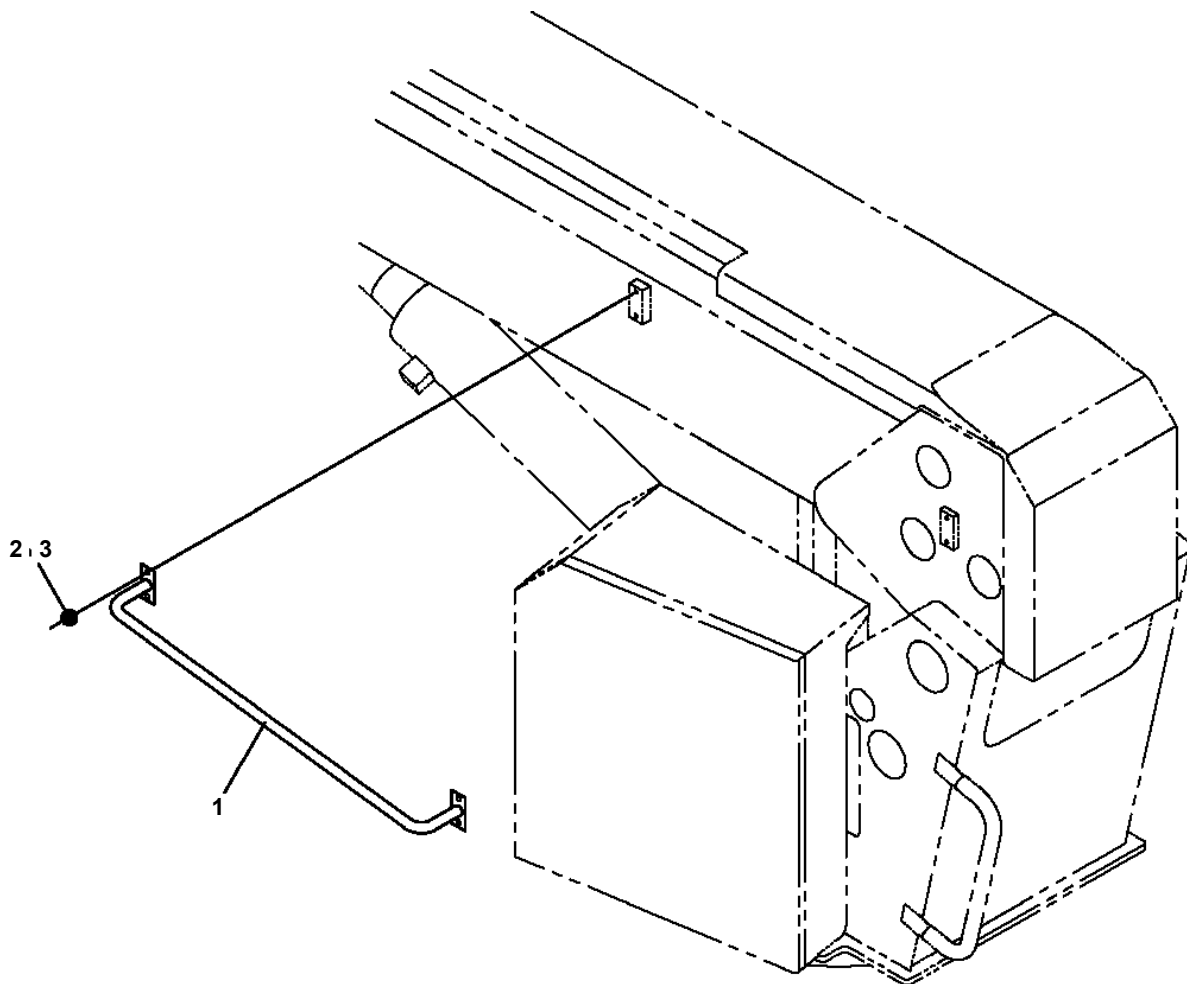


A

**AT-147-4 43010231530 UPPER,LOWER,HINO 2KG-XZU600F-TKFSG6
PX1620033-00 MOUNT,COLOR CONE SUPPORT**



**AT-147-4 43010231530 UPPER,LOWER,HINO 2KG-XZU600F-TKFSG6
PX5010480-00 MOUNT ASSY (HANDRAIL:BOOM SIDE)**



AT-147-4 43010231530 UPPER,LOWER,HINO 2KG-XZU600F-TKFSG6

Pos No.	Parts No	Parts Name	Qty	Unit	Technical Data	Serial No (Start)	Serial No (End)	Remarks	Pages
1	42444281001	COVER ASSY	1						
2	42444280200	COVER	1						
3	42444160301	COVER	1						
4	42444160250	COVER	1						
5	99172108016	BOLT,TAPPING	23		M8X16				
6	42443101204	COVER ASSY	1				590515		
7	42443101304	COVER ASSY	1				590515		
8	42443101002	COVER ASSY	1						
9	42443100501	COVER	1						
10	42443100601	COVER	1						
11	42444160101	COVER ASSY	1						
12	90180206016	BOLT,BUTTON	8		M6X16				
13	90180206012	BOLT,BUTTON	4		M6X12				
14	82100000952	GROMMET	4						
15	90180206020	BOLT,BUTTON	3		M6X20				
16	90302040601	WASHER,SPRING	15		6				
17	42444280010	SUPPORT	1						
26	42443101205	COVER ASSY	1			590516			000044
27	42443101305	COVER ASSY	1			590516			000045
41	42444281101	COVER	1						
42	42444161200	BLADE	2						
44	90302040401	WASHER,SPRING	13		4				
	90302040401	WASHER,SPRING	8		4		590515		
45	42443102300	SUPPORT	2						
64	82400000200	GROMMET	1		KG-012,L=250				
81	42443101310	PLATE	2				590515		
83	42443101271	BLADE	2				590515		
84	42443101281	SUPPORT	1				590515		
85	80172304010	SCREW,MACHINE	13		M4X10				
	80172304010	SCREW,MACHINE	8		M4X10		590515		
104	42443101381	SUPPORT	1				590515		
107	90201200400	NUT	8		M4		590515		
121	42443101010	SUPPORT	1						
122	42443101102	SUPPORT	1						
123	42443101020	BLADE	1						
141	42444160111	SUPPORT	1						
142	42444160121	BLADE	1						
143	42444160131	PLATE	1						

AT-147-4 43010231530 UPPER,LOWER,HINO 2KG-XZU600F-TKFSG6

Pos No.	Parts No	Parts Name	Qty	Unit	Technical Data	Serial No (Start)	Serial No (End)	Remarks
1	42776701000	GUARD,SIDE (LEFT REAR)	1					
2	42776631000	GUARD,SIDE (RIGHT REAR)	1					
4	42776590100	SUPPORT	1					
5	90171112040	BOLT	4		M12X40			
6	90302041201	WASHER,SPRING	4		12			
7	37000586760	WASHER,PLAIN	4		12			
8	90171110030	BOLT	6		M10X30			
9	90201781000	NUT	8		M10			
10	90302041001	WASHER,SPRING	8		10			
11	90303071001	WASHER,PLAIN	12		10			
14	90101208016	BOLT	3		M8X16			
15	90302040801	WASHER,SPRING	3		8			
16	90303070801	WASHER,PLAIN	1		8			
17	42775710300	SUPPORT	2					
18	90172110020	BOLT,HEXAGON SOCKET	2		M10X20			
19	90201200800	NUT	6		M8			
20	37000520150	PLATE	8					
22	42775690401	SUPPORT	1					
23	90101208025	BOLT	4		M8X25			
24	42776700100	GUARD,SIDE (RIGHT,FRONT)	1					
25	42775690301	SUPPORT	1					
26	90186210025	BOLT,FLANGE	2		M10X25			
27	90280201000	NUT,FLANGE	2		M10			
28	90186210014	BOLT,FLANGE	2		M10X14			
29	90240201000	NUT,CAP	2		M10			
50	42776591060	RUBBER	2					
51	42775691090	RUBBER	2					

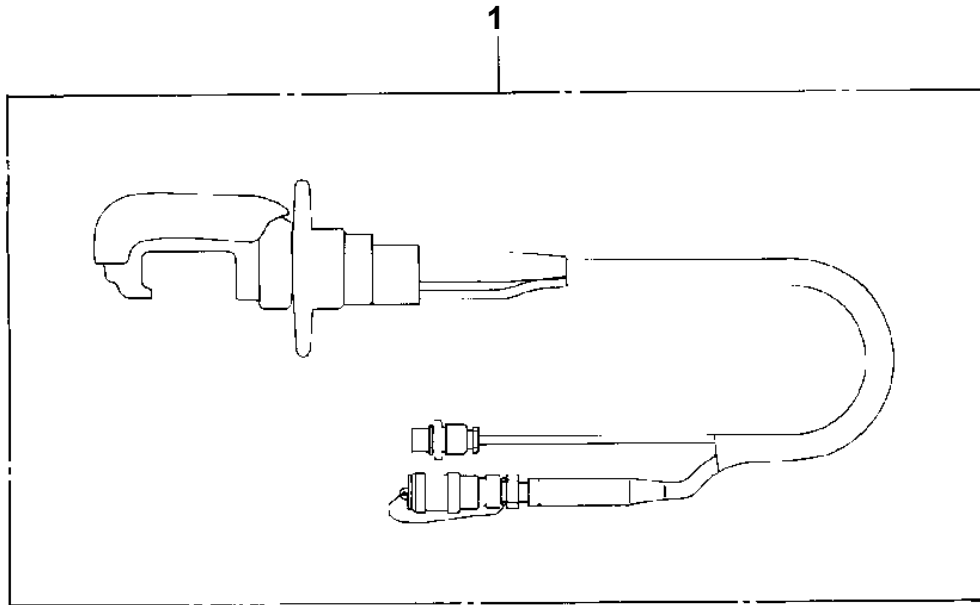
AT-147-4 43010231530 UPPER,LOWER,HINO 2KG-XZU600F-TKFSG6

Pos No.	Parts No	Parts Name	Qty	Unit	Technical Data	Serial No (Start)	Serial No (End)	Remarks	Pages
1	42882691100	SUPPORT	1						
2	90101210020	BOLT	4		M10X20				
3	90302041001	WASHER,SPRING	4		10				
4	90303071001	WASHER,PLAIN	6		10				
5	42882691200	BAND	2						
6	36103410000	TANK ASSY	1						000246
7	90201201000	NUT	4		M10				
8	42882691400	FITTING,FLANGE	1						
9	91002904500	O-RING	1		1B G45				
10	90101208016	BOLT	4		M8X16				
11	90302040801	WASHER,SPRING	4		8				
12	36672810001	FILTER,OIL	1						000155
13	91002802900	O-RING	1		1B P29				
14	80430621600	JOINT	1						
15	80302090241	FITTING	1		KCO18-040N				
16	91002801800	O-RING	1		1B P18				
17	37000711010	CLAMP ASSY	2		18X1				
18	80320010140	FITTING	1		KUD18-040N				
19	80400160173	JOINT	1						
20	81408000241	PIPE,STEEL	1	M	18X1.9T				
41	91002802900	O-RING	1		1B P29				

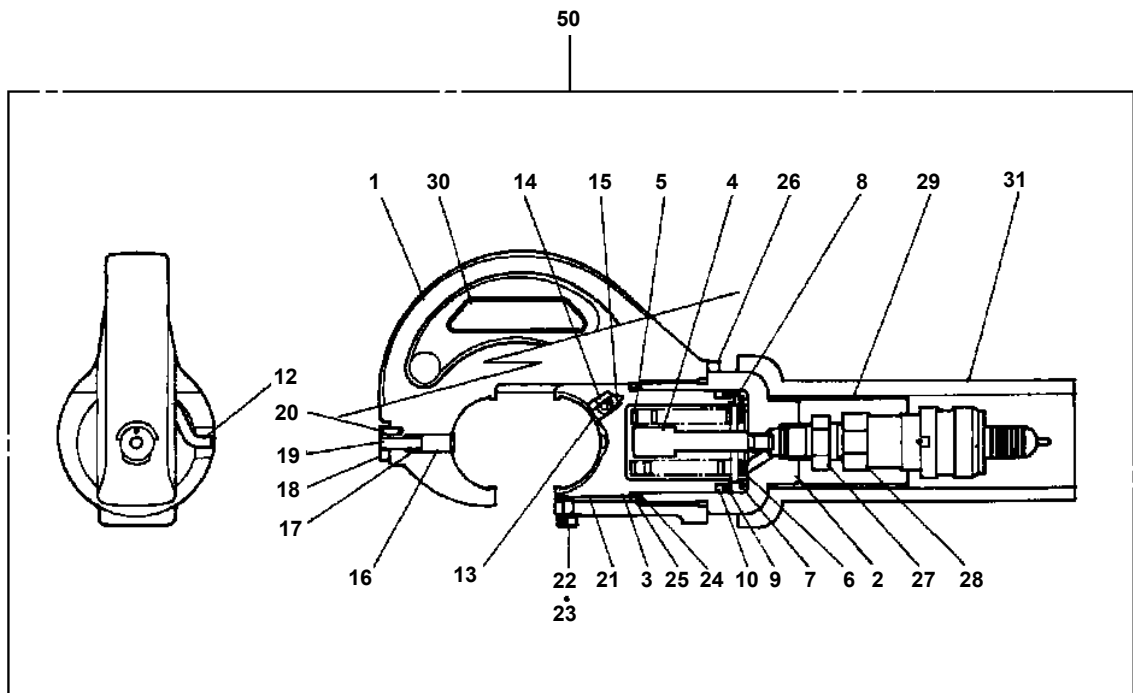
AT-147-4 43010231530 UPPER,LOWER,HINO 2KG-XZU600F-TKFSG6

Pos No.	Parts No	Parts Name	Qty	Unit	Technical Data	Serial No (Start)	Serial No (End)	Remarks	Pages
1	42910712000	BOX,TOOL	1						00001
2	42838212000	BOX,TOOL	1						00001
4	82401800080	PLUG (FOR M8)	2						
5	42910101100	STEP	1						
6	90101212022	BOLT	4		M12X22				
7	90302041201	WASHER,SPRING	4		12				
9	90180210025	BOLT,BUTTON	7		M10X25				
10	90201201000	NUT	7		M10				
11	82400000528	GROMMET	1						
12	90101210025	BOLT	6		M10X25				
13	90302041001	WASHER,SPRING	6		10				
14	37000505950	PLATE	10		T=3.2				
15	42837345010	PLATE	1						
16	82466102910	WASHER	7		M10				
17	82401800060	PLUG (FOR M6)	8						
19	42837355100	SUPPORT	1						
20	90101208012	BOLT	2		M8X12				
21	90302040801	WASHER,SPRING	2		8				
41	42394484020	PLATE (NON-SLIP)	5						
42	42833782010	PLATE (NON-SLIP)	1						
43	42833782020	PLATE (NON-SLIP)	2						

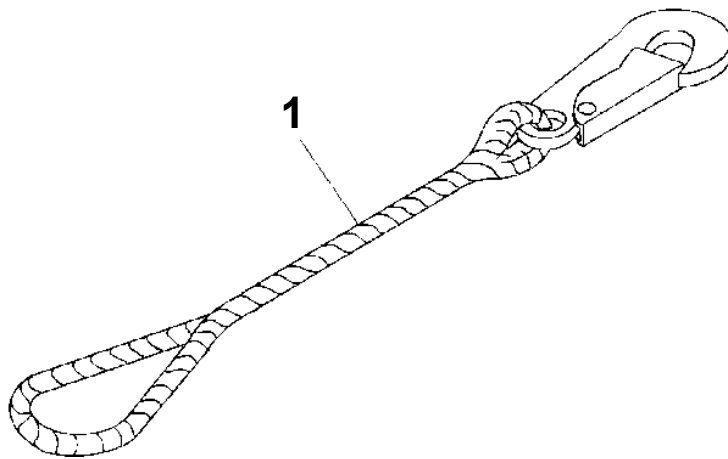
**AT-147-4 43010231530 UPPER,LOWER,HINO 2KG-XZU600F-TKFSG6
PY1050004-00 CLAMP HEAD (O.D.K 7.5TON 3M)**



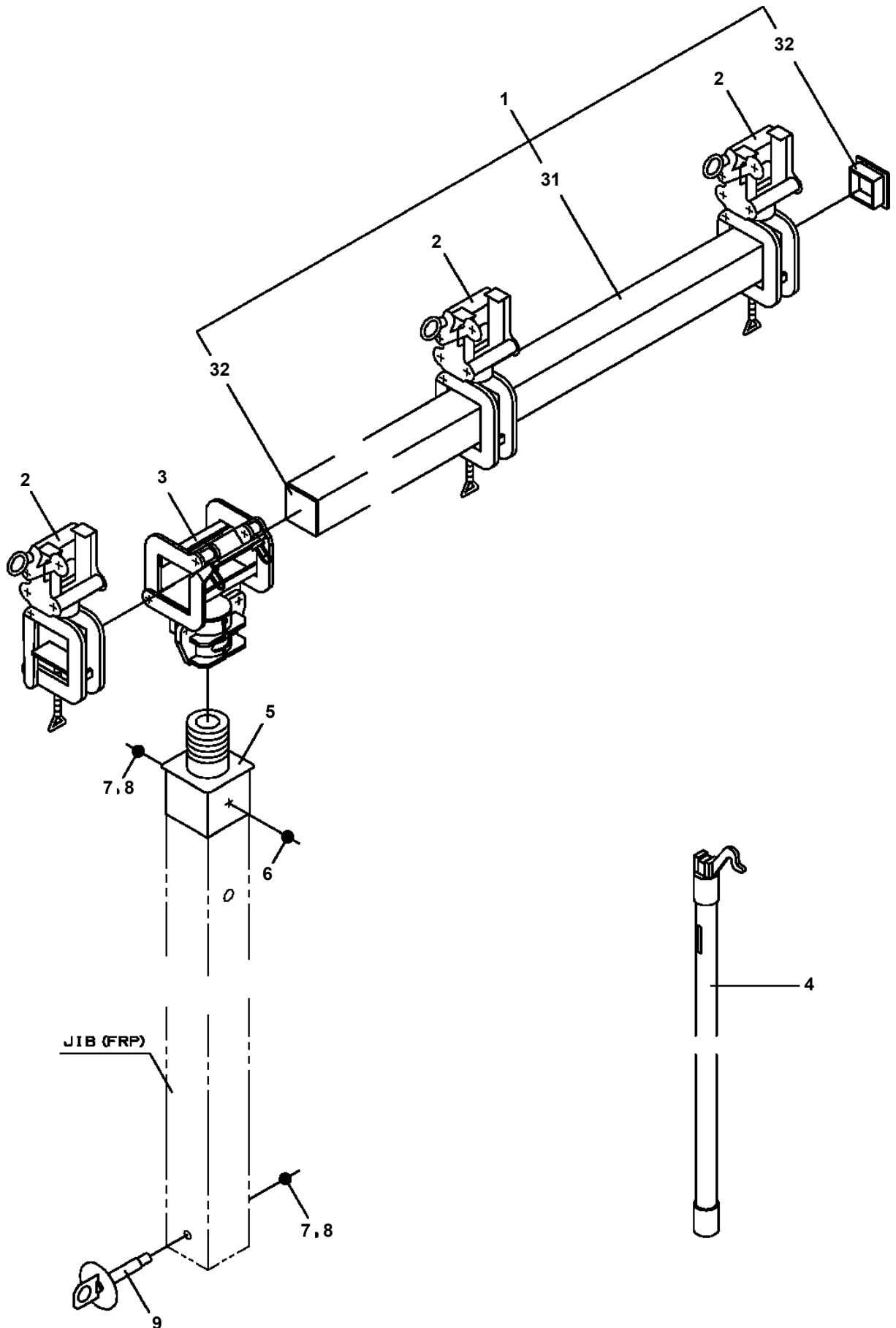
AT-147-4 43010231530 UPPER,LOWER,HINO 2KG-XZU600F-TKFSG6
PY1050012-00 CLAMP HEAD (SANWA,12TON,TITANIUM)



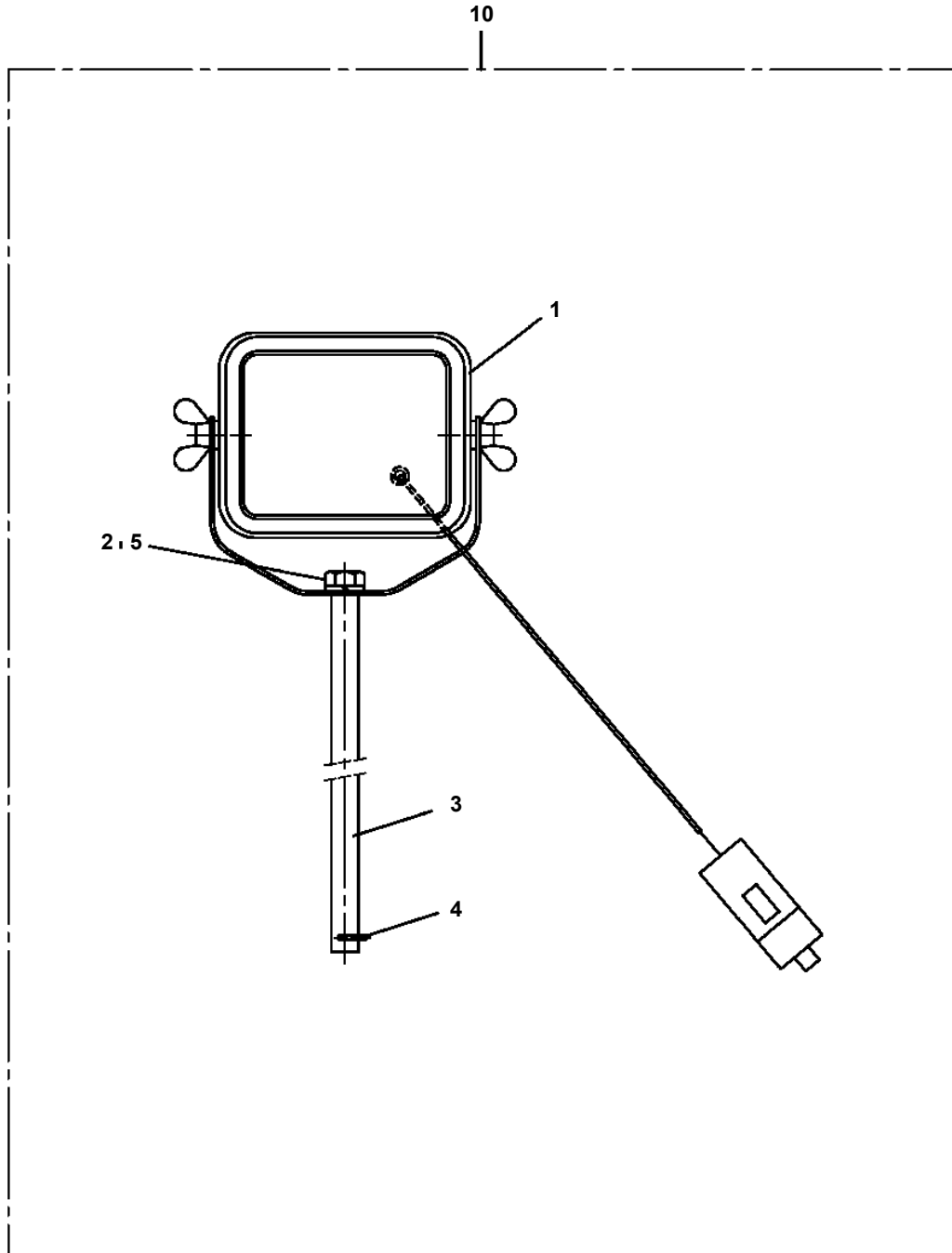
**AT-147-4 43010231530 UPPER,LOWER,HINO 2KG-XZU600F-TKFSG6
PY1070001-00 ROPE (SAFETY,1.5M,WITH HOOK)**



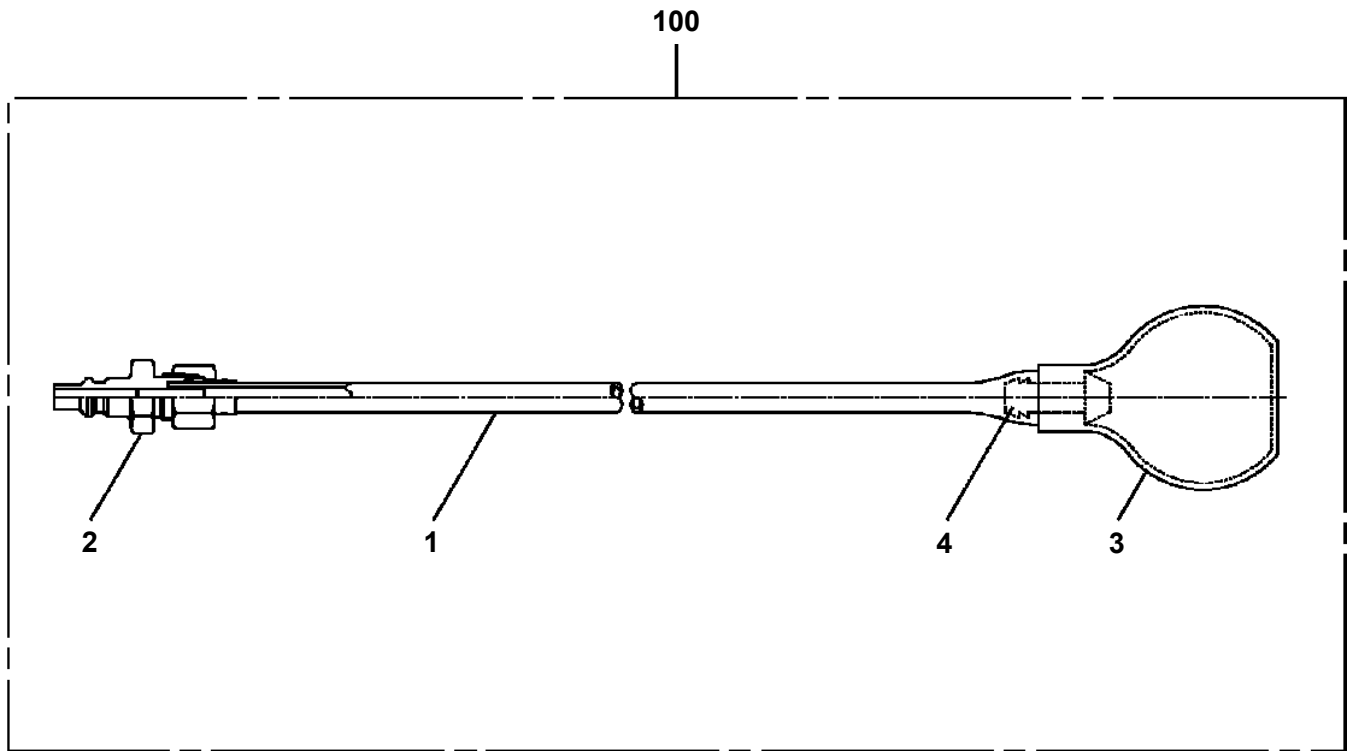
AT-147-4 43010231530 UPPER,LOWER,HINO 2KG-XZU600F-TKFSG6
PY1080033-00 ARM



AT-147-4 43010231530 UPPER,LOWER,HINO 2KG-XZU600F-TKFSG6
PY1180208-00 LAMP (12V60W,WITH CIGARETTE LIGHTER)

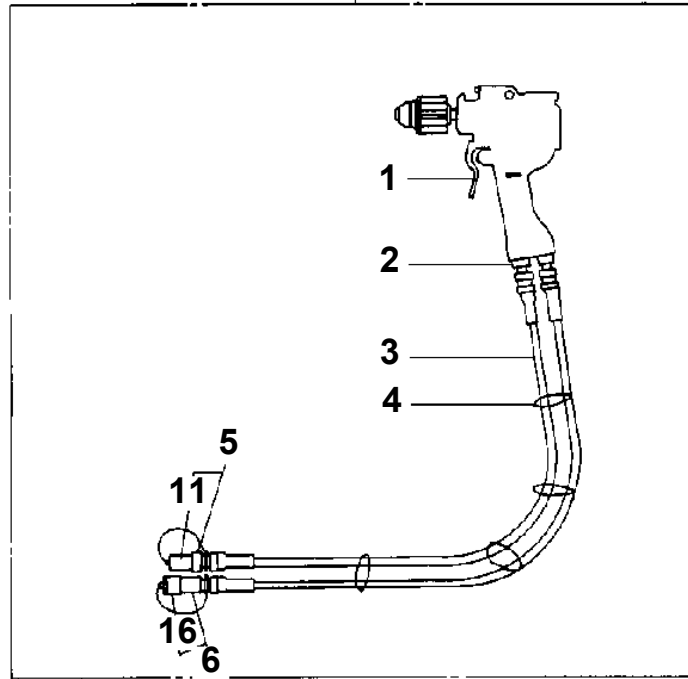


**AT-147-4 43010231530 UPPER,LOWER,HINO 2KG-XZU600F-TKFSG6
PY1590006-00 HOSE,BOOSTER (LARGE,AIR BALLOON ONLY)**

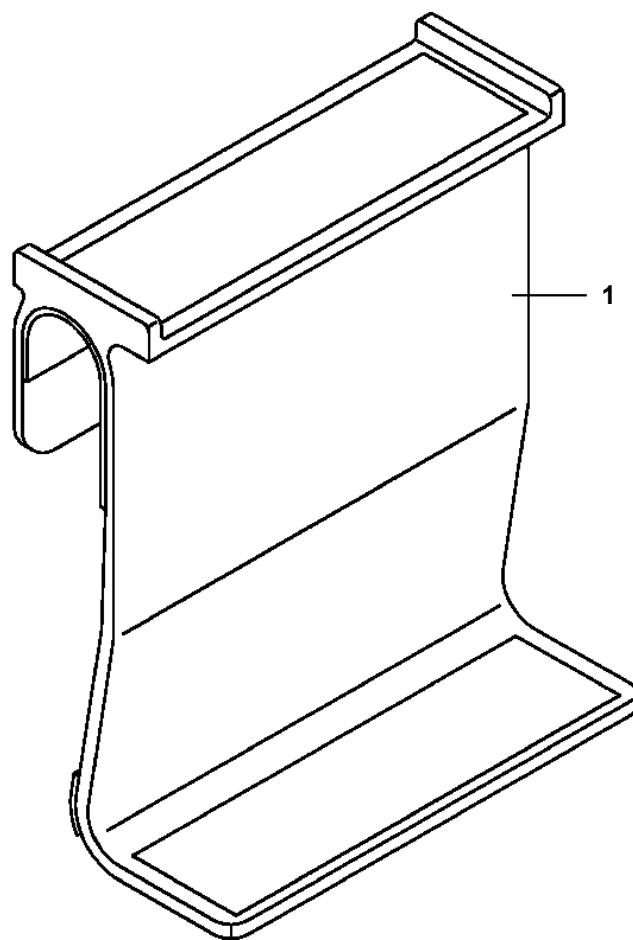


AT-147-4 43010231530 UPPER,LOWER,HINO 2KG-XZU600F-TKFSG6
PY1640000-01 DRIL,HYDRAULIC

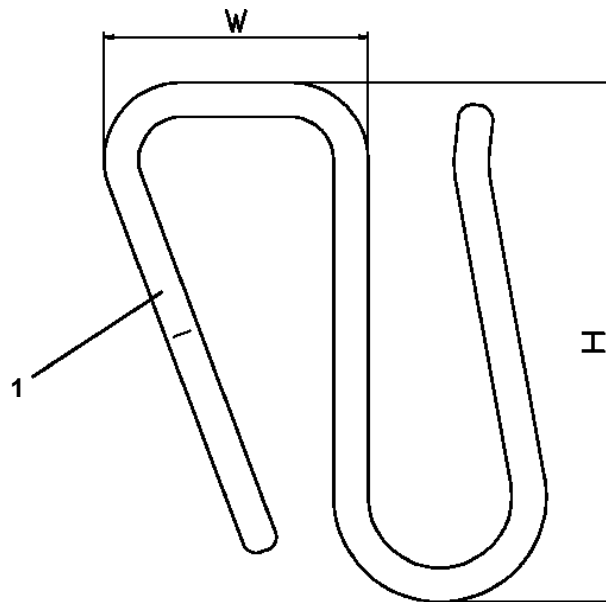
20



AT-147-4 43010231530 UPPER,LOWER,HINO 2KG-XZU600F-TKFSG6
PY1760003-00 STEP,BUCKET (GRAY,FOR BUCKET INNER)



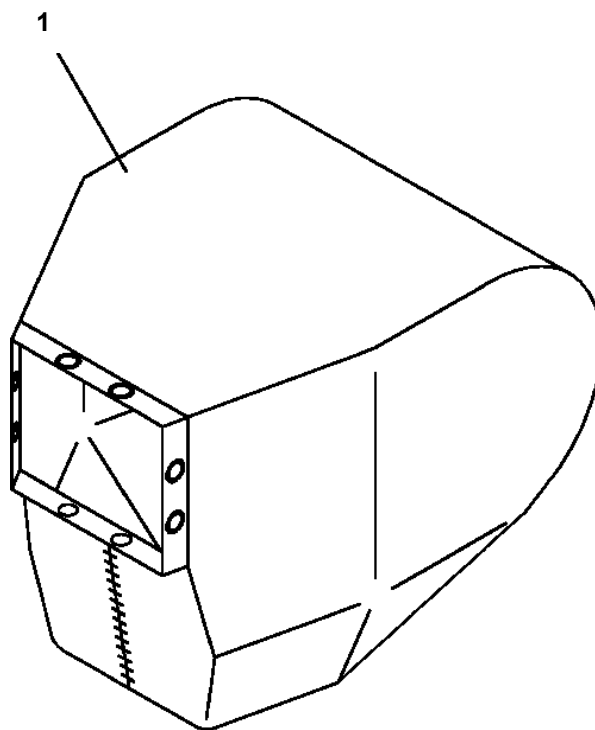
AT-147-4 43010231530 UPPER,LOWER,HINO 2KG-XZU600F-TKFSG6
PY1790005-01 HANGER (FOR BUCKET,FRP)



AT-147-4 43010231530 UPPER,LOWER,HINO 2KG-XZU600F-TKFSG6

Pos No.	Parts No	Parts Name	Qty	Unit	Technical Data	Se
1	42470020000	CLAMP HEAD (IZUMI 8TON,2.5M)	1			
2	42472640000	CLAMP HEAD (IZUMI 8TON 3.5M ELECTRIC)	1			
3	42470180000	CLAMP HEAD (IZUMI 12TON 2.5M)	1			
6	42470590000	CLAMP HEAD (O.D.K 7.5TON 3M)	1			
7	42471070000	CLAMP HEAD (O.D.K 10TON ELECTRIC)	1			
8	(*****)	CLAMP HEAD (SANWA,12TON)	1			
9	42470365000	CLAMP HEAD (SANWA,12TON,TITANIUM)	1			
10	42470021000	CLAMP HEAD (IZUMI 8TON,2.5M/YONDENKOU)	1			
13	42972380000	CLAMP HEAD ASSY (YONDENKO/SAFETY HOSE)	1			
14	42470030000	CUTTER HEAD (IZUMI 6.4TON 2.5M ELECTRIC)	1			
15	42470530000	CUTTER HEAD (IZUMI 6.4TON AIR)	1			
17	42972390000	CUTTER HEAD ASSY (YONDENKO/SAFETY HOSE)	1			
18	42471800000	HOSE,BOOSTER (WITH AIR BALLOON,2M)	1			
19	(*****)	HOSE,BOOSTER (WITH AIR BALLOON)	1			
20	42470363000	HOSE,BOOSTER (WITH AIR BALLOON,5M)	1			
21	42471080000	HOSE,BOOSTER (MAIL-FEMALE,3M)	1			
22	42471085000	HOSE,BOOSTER (MALE-FEMALE,5M)	1			
23	42472480000	HOSE,BOOSTER (FEMALE-FEMALE,3M)	1			
24	42472130000	HOSE,BOOSTER (FEMALE-FEMALE,5M)	1			
25	42471561000	HOSE,BOOSTER (SMALL,WITH AIR BALLOON)	1			
26	42506280000	HOSE,BOOSTER (LARGE,AIR BALLOON ONLY)	1			
27	42508450000	SWITCH ASSY (3M,ELECTLIC BOOSTER REMOCON)	1			
28	42509150000	SWITCH ASSY (ELEC.BOOSTER, REMOTE:2M,NANABOSI,KASUGA)	1			
29	42509160000	SWITCH ASSY (ELEC.BOOSTER, REMOTE:3M,NANABOSI,KASUGA)	1			
30	42509170000	SWITCH ASSY (ELEC.BOOSTER, REMOTE:5M,NANABOSI,KASUGA)	1			
31	42476260000	FOOT SWITCH (OPTION)	1			
32	42471270000	DRIL,HYDRAULIC	1			
33	(*****)	WRENCH,IMPACT (HYDRAULIC)	1			
34	(*****)	PRUNER ASSY	1			
35	(*****)	ARM	1			
36	(*****)	ARM	1			
37	(*****)	ARM	1			
38	(*****)	ARM	1			
39	(*****)	ARM	1			
40	(*****)	ARM,ATTACHMENT (L-TYPE JIB)	1			
41	42506220000	ARM (HOLDER WITH INSULATOR, FOUR FACE ROLLER,HOT STICK)	1			
42	(*****)	ARM	1			
43	(*****)	ARM ASSY	1			
44	(*****)	HOT STICK	1			
45	42470287510	LINK	1			
46	42470050000	ROPE (SAFETY,1.5M,WITH HOOK)	1			
47	42470330000	ROPE (SAFETY,YELLOW:TD-TYPE)	1			
48	42472790000	ROPE (SAFETY,YELLOW:TD-TYPE)	1			
49	42473650000	ROPE (SAFETY,0.5M,D=24)	1			
50	42472670000	ROPE (SAFETY,WHITE)	1			
51	42472650000	HANGER (FOR BUCKET)	1			
52	42474160000	HANGER (FOR BUCKET)	1			
53	42474540000	HANGER (FOR BUCKET,FRP)	1			
54	42475930000	HANGER (FOR BUCKET,FRP)	1			
55	42472990000	BOX,TOOL (FOR BUCKET)	1			
56	42472530000	BOX,TOOL (FOR BUCKET)	1			
57	42503180000	BOX,TOOL (FOR BUCKET,FRP)	1			
58	42501710000	BOX,TOOL	1			
59	42474030000	STEP,BUCKET (GRAY,FOR BUCKET INNER)	1			
60	42473340000	STEP,BUCKET	1			
61	42501650000	STEP,BUCKET	1			
62	(*****)	STEP (FOR ENTRY INTO CAB)	1			
63	42474632000	COVER,LAMP (WORKING)	1			
64	42475965000	COVER,WINCH (GRAY,FOR KANDENKO)	1			
65	42505350000	COVER (RACK,B)	1			
66	42505360000	COVER (RACK,L)	1			
67	42508320000	COVER ASSY (BACKET CONTROL)	1			
68	(*****)	SUPPORT	1			

AT-147-4 43010231530 UPPER,LOWER,HINO 2KG-XZU600F-TKFSG6
PY2170005-00 COVER,WINCH (CLOTH,WHITE/WINCH)



CLICK HERE TO **DOWNLOAD** THE COMPLETE MANUAL

- Thank you very much for reading the preview of the manual.
- You can download the complete manual from: www.heydownloads.com by clicking the link below



- Please note: If there is no response to CLICKING the link, please download this PDF first and then click on it.

CLICK HERE TO **DOWNLOAD** THE COMPLETE MANUAL