

AT-146-4A 43011830350 UPPER, LOWER, HINO 2KG-XZU600F

PB0000300-00 UPPER STRUCTURE SYSTEM

PB0000504-00 LOWER STRUCTURE SYSTEM

ASSEMBLY

CLICK HERE TO **DOWNLOAD** THE COMPLETE MANUAL

- Thank you very much for reading the preview of the manual.
- You can download the complete manual from: www.heydownloads.com by clicking the link below



- Please note: If there is no response to CLICKING the link, please download this PDF first and then click on it.

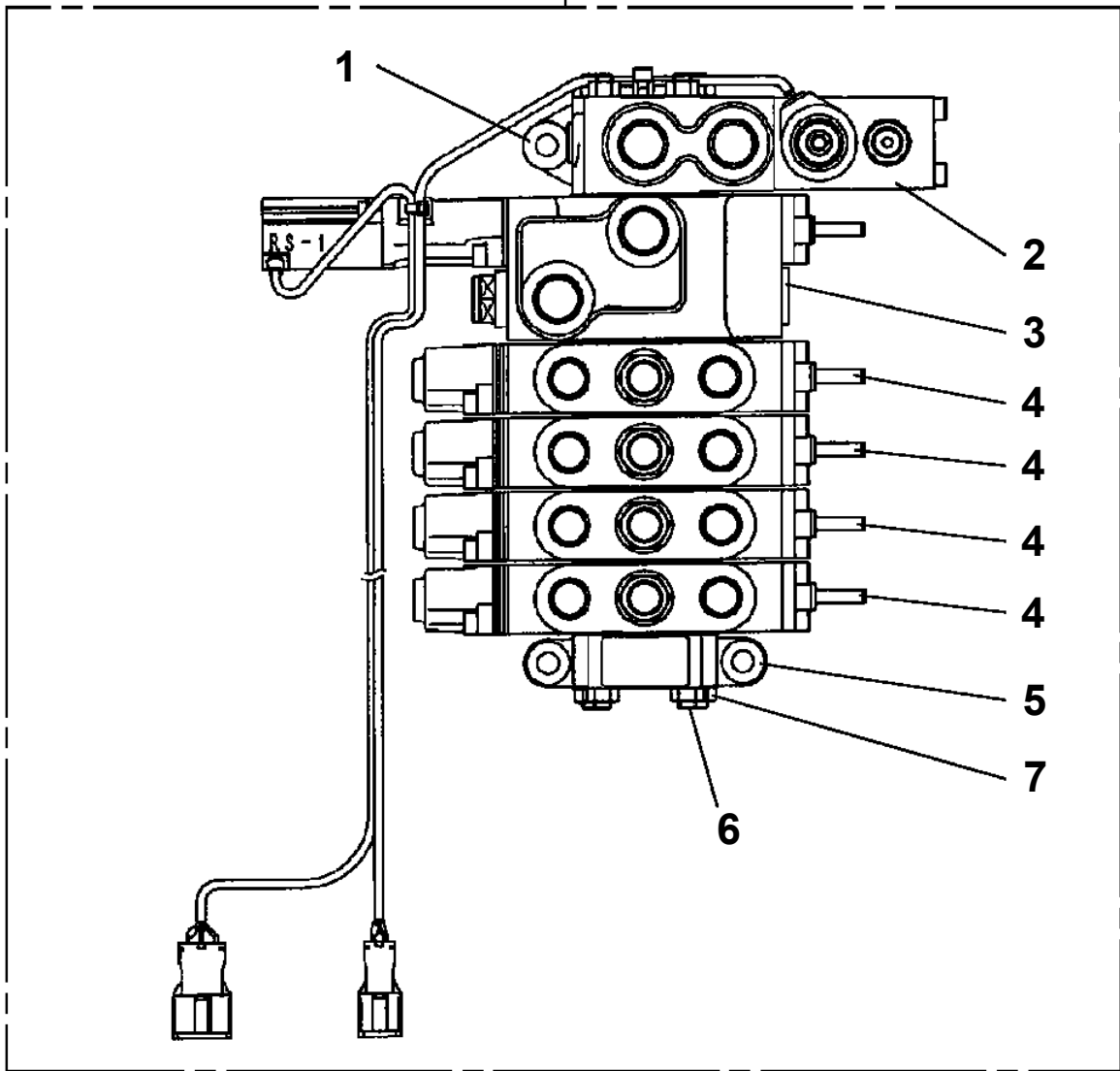
CLICK HERE TO **DOWNLOAD** THE COMPLETE MANUAL

AT-146-4A 43011830350 UPPER, LOWER, HINO 2KG-XZU600F

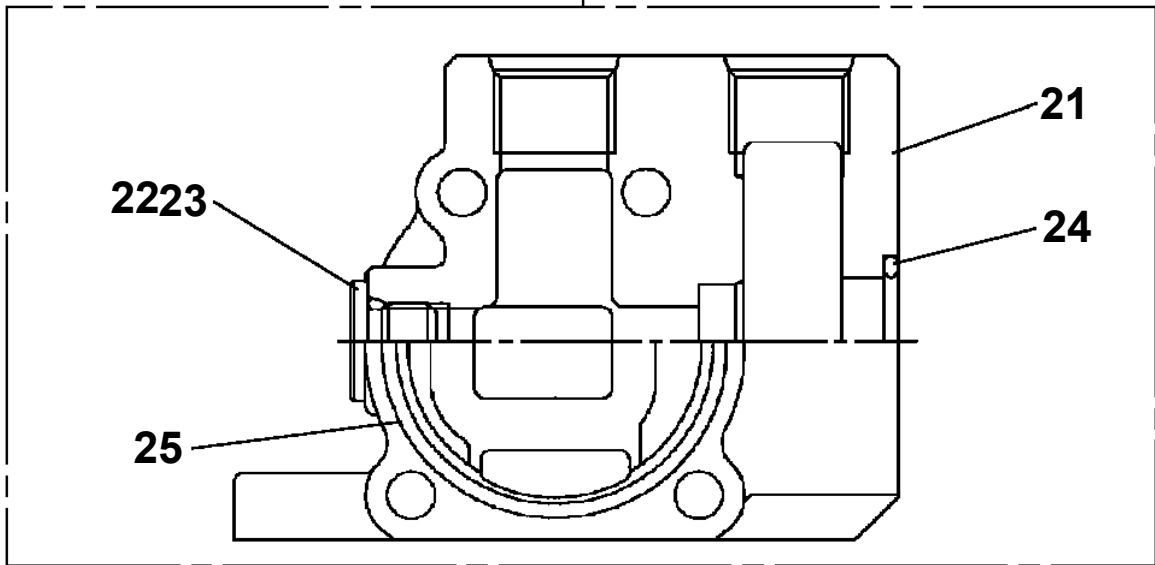
PX1350591-01 BOX,TOOL
PX1350599-02 BOX,TOOL
PX1350832-00 BOX,TOOL
PX1351200-01 BOX,TOOL
PX1351206-01 BOX,TOOL
PX1370255-01 GUARD,CAB
PX1410231-01 MOUNT,TIRE
PX1620033-00 MOUNT,COLOR CONE SUPPORT
PX1830013-00 COUPLING
PX5010479-00 MOUNT ASSY (OVER FENDER)
PX5010480-00 MOUNT ASSY (HANDRAIL:BOOM SIDE)
PX5010484-02 MOUNT ASSY (GATE)
PX5010572-00 MOUNT ASSY
PX5010621-00 MOUNT ASSY (BATTERY)
PX5010655-00 MOUNT ASSY (SAFETY CONE SUPPORT)
PX5010730-00 MOUNT ASSY (SPACER)
PX5060008-01 MOUNT ASSY,BATTERY (MOUNT/MOTOR UNIT)
PX5060039-00 MOUNT ASSY,BATTERY (UPPER SPARE BATTERY)
PX5110058-00 MOUNT ASSY,BOOM SUPPORT
PX5220001-00 MOUNT ASSY,CHARGER (MOUNT/MOTOR UNIT)
PX5260027-01 MOUNT ASSY,COVER (BOOM)
PX5290055-00 MOUNT ASSY,DECK ON CAB
PX5430011-00 MOUNT ASSY,GUARD (WITHOUT JIB STOWING FUNCTION)
PX5430020-00 MOUNT ASSY,GUARD (WITH JIB STOWING FUNCTION)
PX5430030-01 MOUNT ASSY,GUARD (FILTER)
PX5510008-00 MOUNT ASSY,MOTOR UNIT
PX5620003-01 MOUNT ASSY,REFLECTOR (REAR LARGE)
PX5620025-00 MOUNT ASSY,REFLECTOR (SWING STOW POSITION)
PX5650133-00 MOUNT ASSY,SIDE GUARD (B SPEC.)
PX5690014-00 MOUNT ASSY,SUPPORT
PX5730012-00 MOUNT ASSY,SWIVEL JOINT
PX5740019-03 MOUNT ASSY,TAIL LAMP
PX5780238-00 MOUNT ASSY,TOOL BOX (DECK ON CAB,W/O JK)
PX5780239-01 MOUNT ASSY,TOOL BOX (DECK ON CAB,W/JK)
PX5780359-00 MOUNT ASSY,TOOL BOX (RIGHT/FRONT:GATE,REAR:1-DECK)
PX5780367-01 MOUNT ASSY,TOOL BOX (RIGHT/REAR:1-DECK)
PX5780611-00 MOUNT ASSY,TOOL BOX (LEFT/FRONT:2-DECK,REAR:1-DECK)
PX5780612-00 MOUNT ASSY,TOOL BOX (LEFT/FRONT:2-DECK)
PX5780613-00 MOUNT ASSY,TOOL BOX (LEFT/REAR:1-DECK+HANDRAIL)
PX5820058-00 MOUNT ASSY,WEIGHT
PY1001937-03 OPTION UNIT,1 (UPPER)
PY1050000-00 CLAMP HEAD (IZUMI 12TON 2.5M)
PY1050001-01 CLAMP HEAD (IZUMI 8TON,2.5M)
PY1050004-00 CLAMP HEAD (O.D.K 7.5TON 3M)
PY1050005-00 CLAMP HEAD (O.D.K 10TON ELECTRIC)
PY1050007-00 CLAMP HEAD (SANWA,12TON)
PY1050008-01 CLAMP HEAD (IZUMI 8TON 3.5M ELECTRIC)
PY1050010-00 CLAMP HEAD (IZUMI 8TON,2.5M/YONDENKOU)
PY1050012-00 CLAMP HEAD (SANWA,12TON,TITANIUM)
PY1060000-01 CUTTER HEAD (IZUMI 6.4TON AIR)
PY1060001-00 CUTTER HEAD (IZUMI 6.4TON 2.5M ELECTRIC)
PY1070000-00 ROPE (SAFETY,YELLOW:TD-TYPE)
PY1070000-00 ROPE (SAFETY,YELLOW:TD-TYPE)
PY1070001-00 ROPE (SAFETY,1.5M,WITH HOOK)
PY1070003-00 ROPE (SAFETY,WHITE)
PY1070004-00 ROPE (SAFETY,0.5M,D=24)
PY1080020-00 ARM
PY1080032-00 ARM
PY1080033-00 ARM
PY1080034-00 ARM
PY1080035-00 ARM
PY1080036-00 ARM
PY1080037-00 ARM (HOLDER WITH INSULATOR, FOUR FACE ROLLER,HOT STICK)
PY1180208-00 LAMP (12V60W,WITH CIGARETTE LIGHTER)

AT-146-4A 43011830350 UPPER, LOWER, HINO 2KG-XZU600F
PB1320537-01 VALVE, MANUAL CONTROL

200



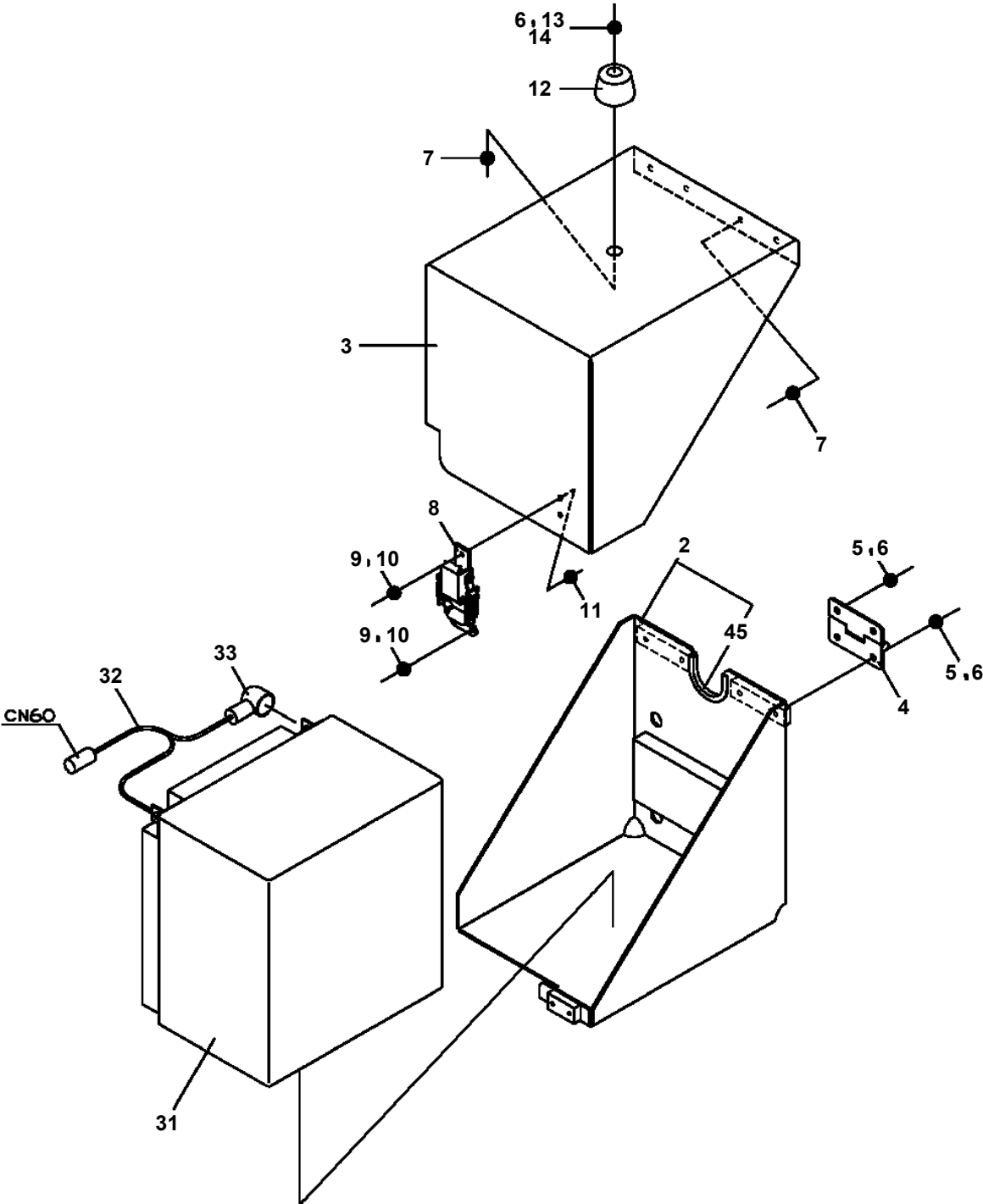
1



AT-146-4A 43011830350 UPPER, LOWER, HINO 2KG-XZU600F

Pos No.	Parts No	Parts Name	Qty	Unit	Technical Data	Serial No (Start)	Serial No (End)
64	36637625030	TIE (MOUNT)	1				
65	36637625040	INSULOCK (TIE)	1				
	36637625040	INSULOCK (TIE)	1				
71	36636435090	SHIM (T=0.3)	6				
	36636435090	SHIM (T=0.3)	6				
72	36636435100	SHIM (T=0.5)	6				
	36636435100	SHIM (T=0.5)	6				
73	36636435110	SHIM (T=0.7)	6				
	36636435110	SHIM (T=0.7)	6				
85	36636435120	COVER (SPRING)	4				
	36636435120	COVER (SPRING)	4				
87	90131906010	BOLT,HEXAGON SOCKET	2		M6X10		
	90131906010	BOLT,HEXAGON SOCKET	2		M6X10		
94	36643175030	O-RING	8		P13		
	36643175030	O-RING	8		P13		
109	90131506020	BOLT,HEXAGON SOCKET	6		M6X20		
	90131506020	BOLT,HEXAGON SOCKET	6		M6X20		
110	90131504015	BOLT,HEXAGON SOCKET	8		M4X15		
	90131504015	BOLT,HEXAGON SOCKET	8		M4X15		
111	90303070401	WASHER,PLAIN	9		4		
	90303070401	WASHER,PLAIN	9		4		
125	90131506010	BOLT,HEXAGON SOCKET	6		M6X10		
	90131506010	BOLT,HEXAGON SOCKET	6		M6X10		
131	36636415040	SWITCH,LEAD (WINCH)	2				
	36636415040	SWITCH,LEAD (WINCH)	2				
141	36636435150	SWITCH,LEAD (WITH CONNECTOR)	2				
	36636435150	SWITCH,LEAD (WITH CONNECTOR)	2				
158	90131506015	BOLT,HEXAGON SOCKET	2		M6X15		
	90131506015	BOLT,HEXAGON SOCKET	2		M6X15		
163	80185804008	SCREW,MACHINE	1		M4X8		
	80185804008	SCREW,MACHINE	1		M4X8		
164	36636435170	FASTENER	1				
	36636435170	FASTENER	1				
165	36636435180	TIE (INSULOCK)	1				
	36636435180	TIE (INSULOCK)	1				
172	13115102010	RETAINER (SEAL)	2				
	13115102010	RETAINER (SEAL)	2				
173	36636435140	END,SPOOL	1				
	36636435140	END,SPOOL	1				
174	80560005000	BALL,STEEL	2		5		
	80560005000	BALL,STEEL	2		5		
175	13115102030	CASE (BALL)	1				
	13115102030	CASE (BALL)	1				
176	13115102050	RETAINER (BALL)	1				
	13115102050	RETAINER (BALL)	1				
177	13115102040	SPRING	1				
	13115102040	SPRING	1				
181	90131506025	BOLT,HEXAGON SOCKET	2		M6X25		
	90131506025	BOLT,HEXAGON SOCKET	2		M6X25		
211	36636435130	SWITCH,PUSH	2				
	36636435130	SWITCH,PUSH	2				
300	36638500000	VALVE,MANUAL CONTROL	1				
	36638500000	VALVE,MANUAL CONTROL	1				

**AT-146-4A 43011830350 UPPER, LOWER, HINO 2KG-XZU600F
PB5060005-00 BATTERY ASSY**



AT-146-4A 43011830350 UPPER, LOWER, HINO 2KG-XZU600F

Pos No.	Parts No	Parts Name	Qty	Unit	Technical Data	Serial No (Start)	Serial No (End)	Remarks
1	90101208016	BOLT	4		M8X16			
	90101208016	BOLT	4		M8X16			
2	90302040801	WASHER,SPRING	6		8			
	90302040801	WASHER,SPRING	6		8			
3	91810132530	FASTENER	1					
	91810132530	FASTENER	1					
5	37002488610	HOSE	1		L=900			
	37002488610	HOSE	1		L=900			
9	80430620400	JOINT	4					
	80430620400	JOINT	4					
11	37000908730	JOINT (WITH O-RING)	1		L,G3/8-G1/4			
	37000908730	JOINT (WITH O-RING)	1		L,G3/8-G1/4			
13	90172106040	BOLT,HEXAGON SOCKET	8		M6X40			
	90172106040	BOLT,HEXAGON SOCKET	8		M6X40			
14	36742710000	VALVE ASSY,SOLENOID	2					
	36742710000	VALVE ASSY,SOLENOID	2					
17	42510461100	SUPPORT	1					
	42510461100	SUPPORT	1					
18	90101208010	BOLT	2		M8X10			
	90101208010	BOLT	2		M8X10			
23	37012407440	HOSE	1		L=550			
	37012407440	HOSE	1		L=550			
24	37012407450	HOSE	1		L=430			
	37012407450	HOSE	1		L=430			
41	90172108060	BOLT,HEXAGON SOCKET	5		M8X60			
	90172108060	BOLT,HEXAGON SOCKET	5		M8X60			
42	36054562001	JOINT ASSY	1					
	36054562001	JOINT ASSY	1					
43	36054561001	BOOSTER ASSY	1					
	36054561001	BOOSTER ASSY	1					
61	91002801100	O-RING	4		1B P11			
	91002801100	O-RING	4		1B P11			
71	91002801400	O-RING	1		1B P14			
	91002801400	O-RING	1		1B P14			

**AT-146-4A 43011830350 UPPER, LOWER, HINO 2KG-XZU600F
PB5250013-00 BOOSTER ASSY,ELECTRICITY (40T,4 POLES,SANWA)**

ブースタASSY,エレキ (40T,カリホジ ツキ,4キヨク,サンワ)
BOOSTER ASSY,ELECTRICITY (40T,4 POLES,SANWA)

昇降バケット用・エレキ操作 (三和)

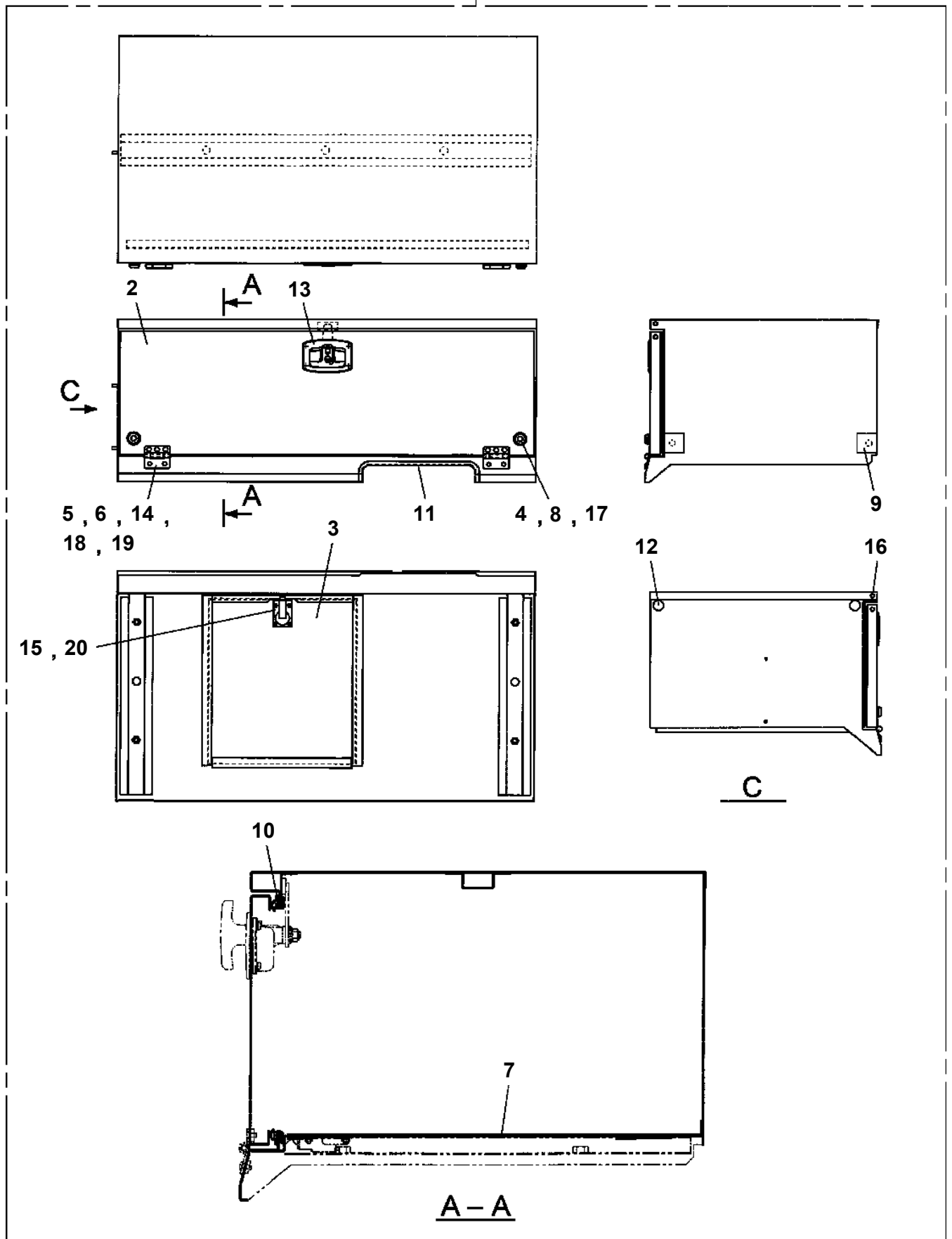
指示番号 KEY NO.	部品名称 PART NAME	備考 REMARK
1	ブースタASSY BOOSTER ASSY	
2	ハイセンASSY ELEC.ASSY	
3	ハイカンASSY PIPING ASSY	

適用製造番号によっては取り付けがないものもあります。

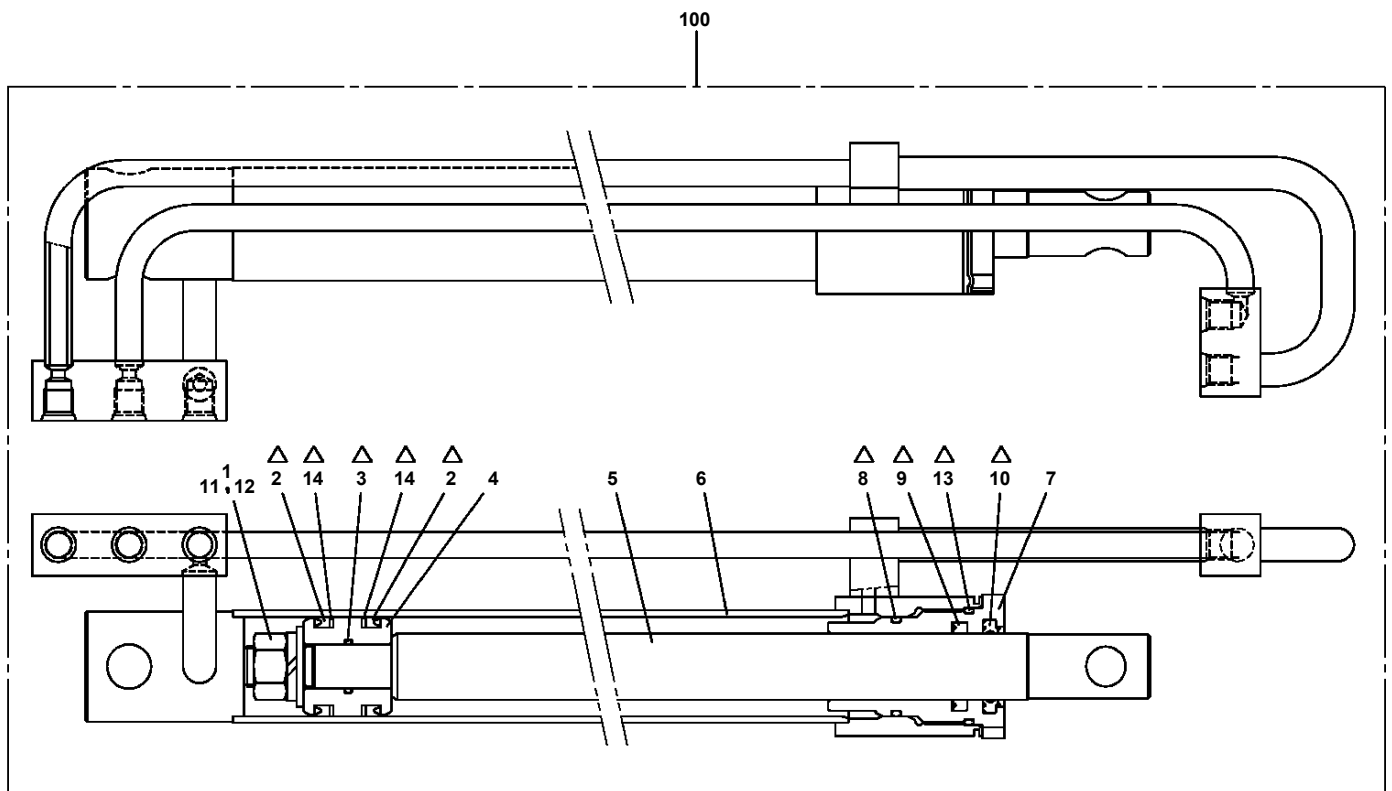
MACHINES OF SOME SERIAL NO. ARE NOT EQUIPPED WITH THESE PARTS.

AT-146-4A 43011830350 UPPER, LOWER, HINO 2KG-XZU600F
PB5410170-00 BOX, TOOL

100



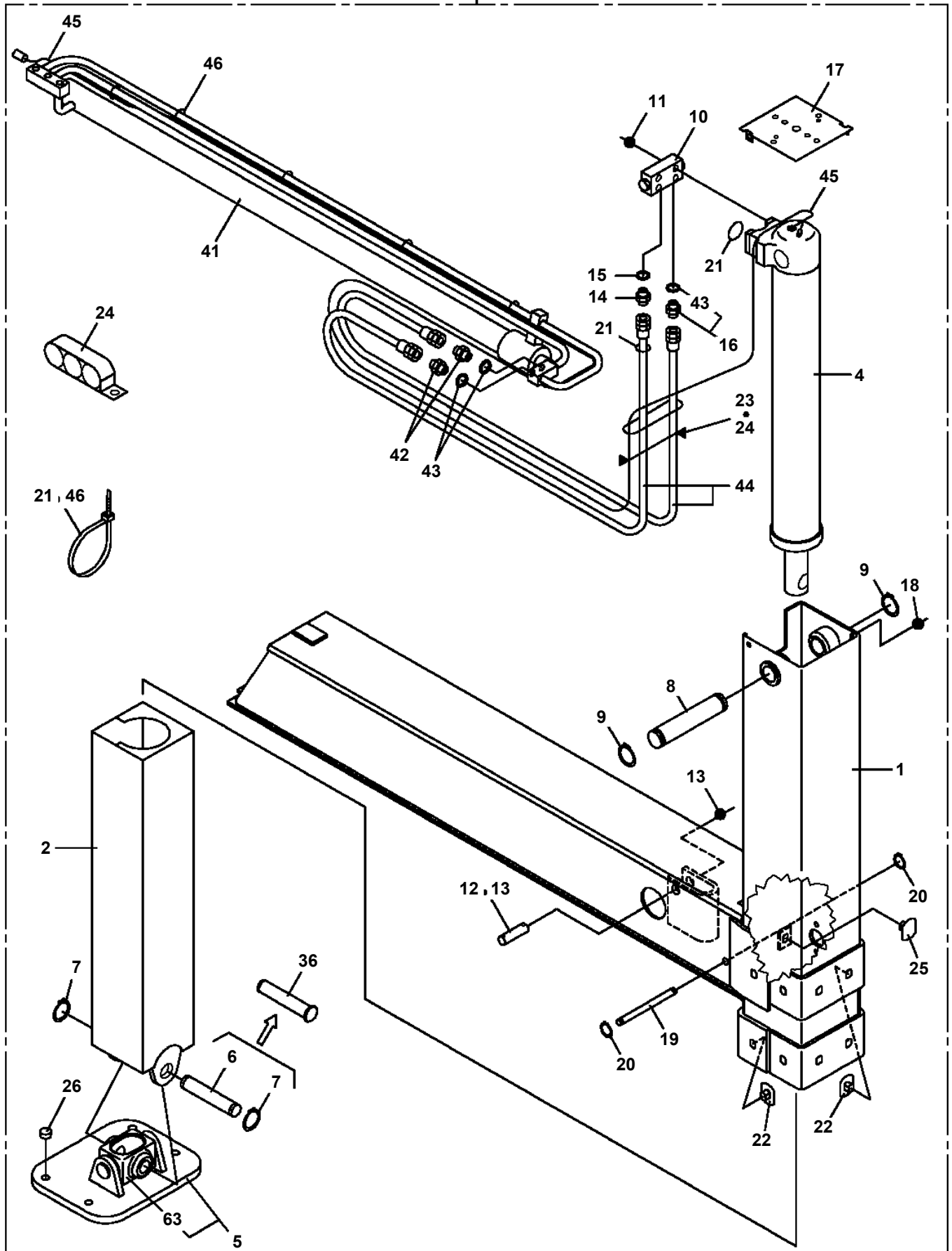
**AT-146-4A 43011830350 UPPER, LOWER, HINO 2KG-XZU600F
PC1050221-00 CYLINDER,EXTENSION (FRONT)**



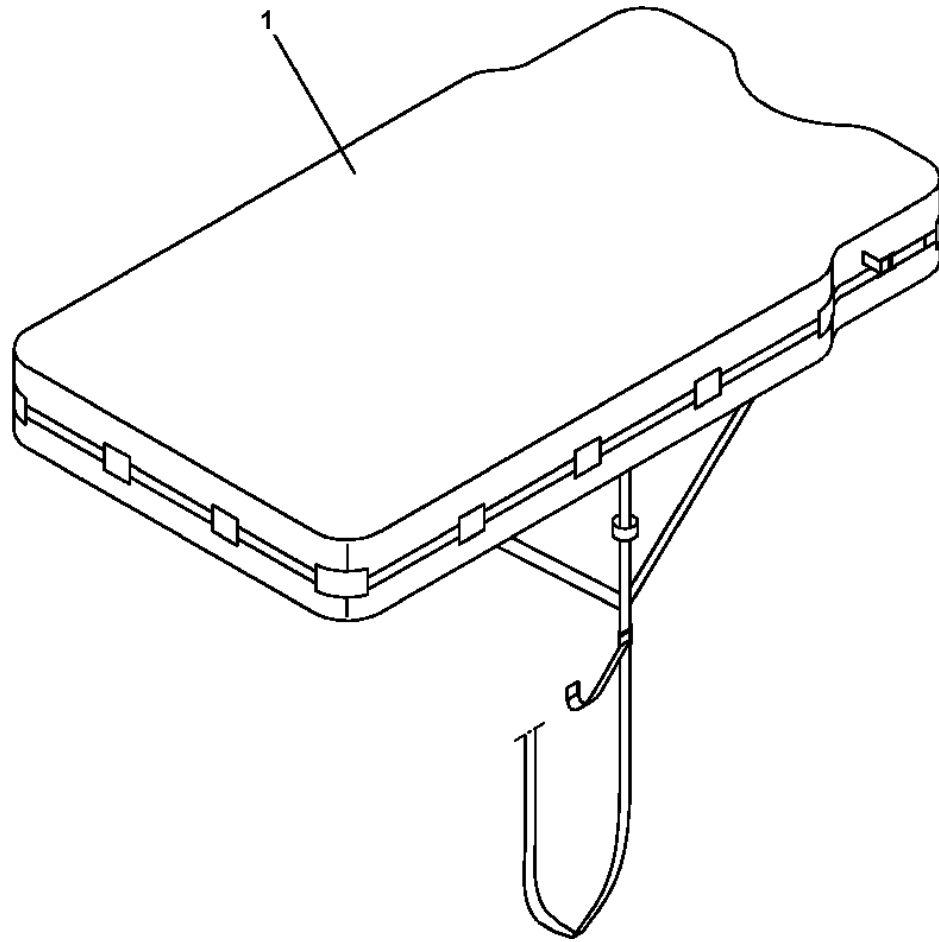
△:PACKING SET KEY NO.30 (KEY NO.2,3,8,9,10,13,14)

AT-146-4A 43011830350 UPPER, LOWER, HINO 2KG-XZU600F
PC5150210-01 CASE ASSY, INNER (REAR)

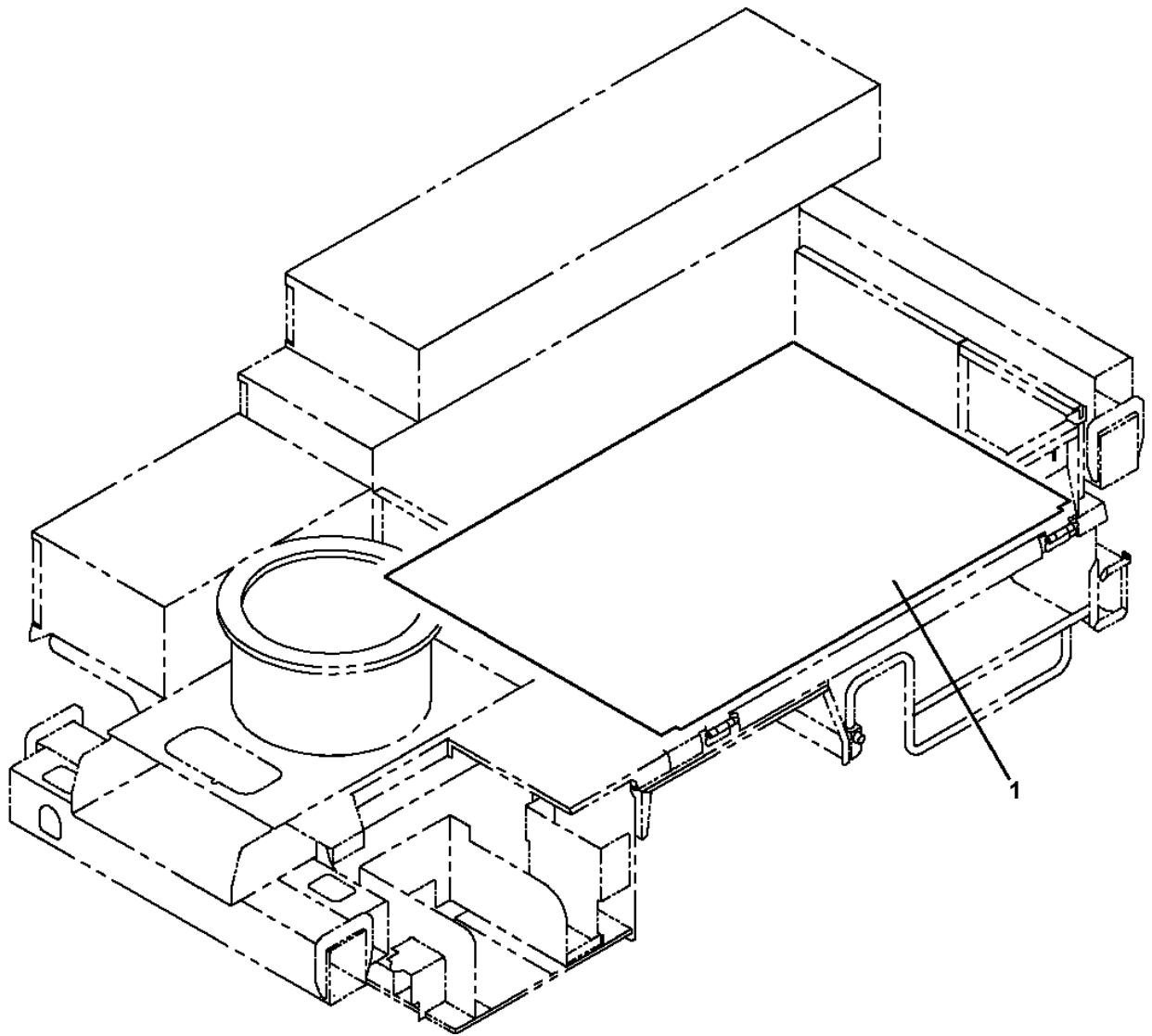
100



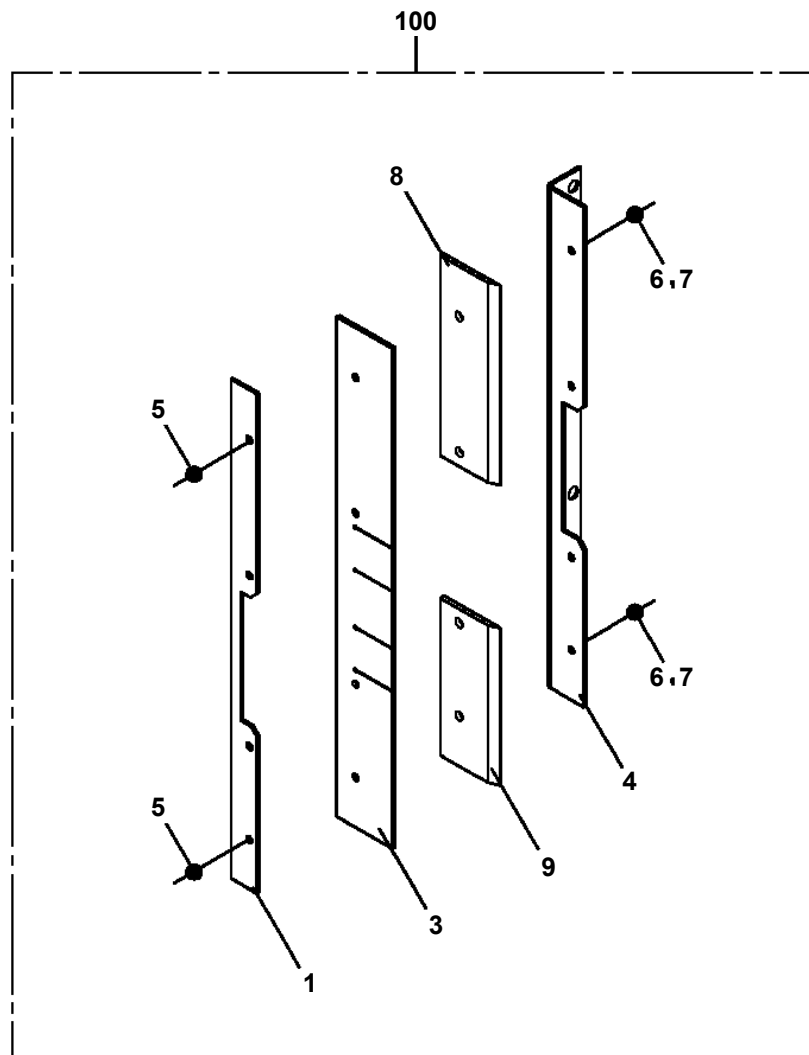
**AT-146-4A 43011830350 UPPER, LOWER, HINO 2KG-XZU600F
PC5570055-00 COVER ASSY (BUCKET CONTROL)**



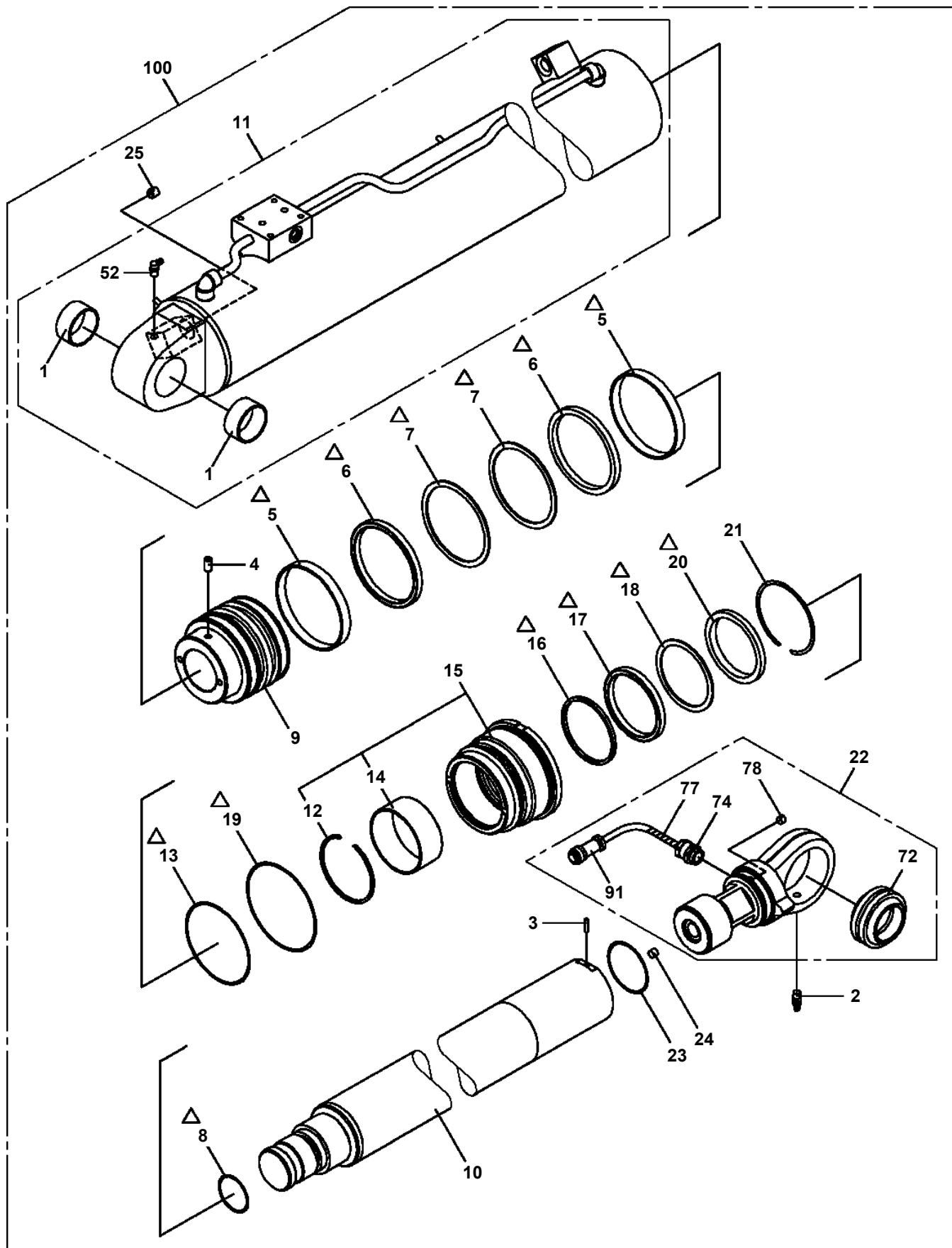
**AT-146-4A 43011830350 UPPER, LOWER, HINO 2KG-XZU600F
PC5570205-00 COVER ASSY**



AT-146-4A 43011830350 UPPER, LOWER, HINO 2KG-XZU600F
PC5570270-00 COVER ASSY

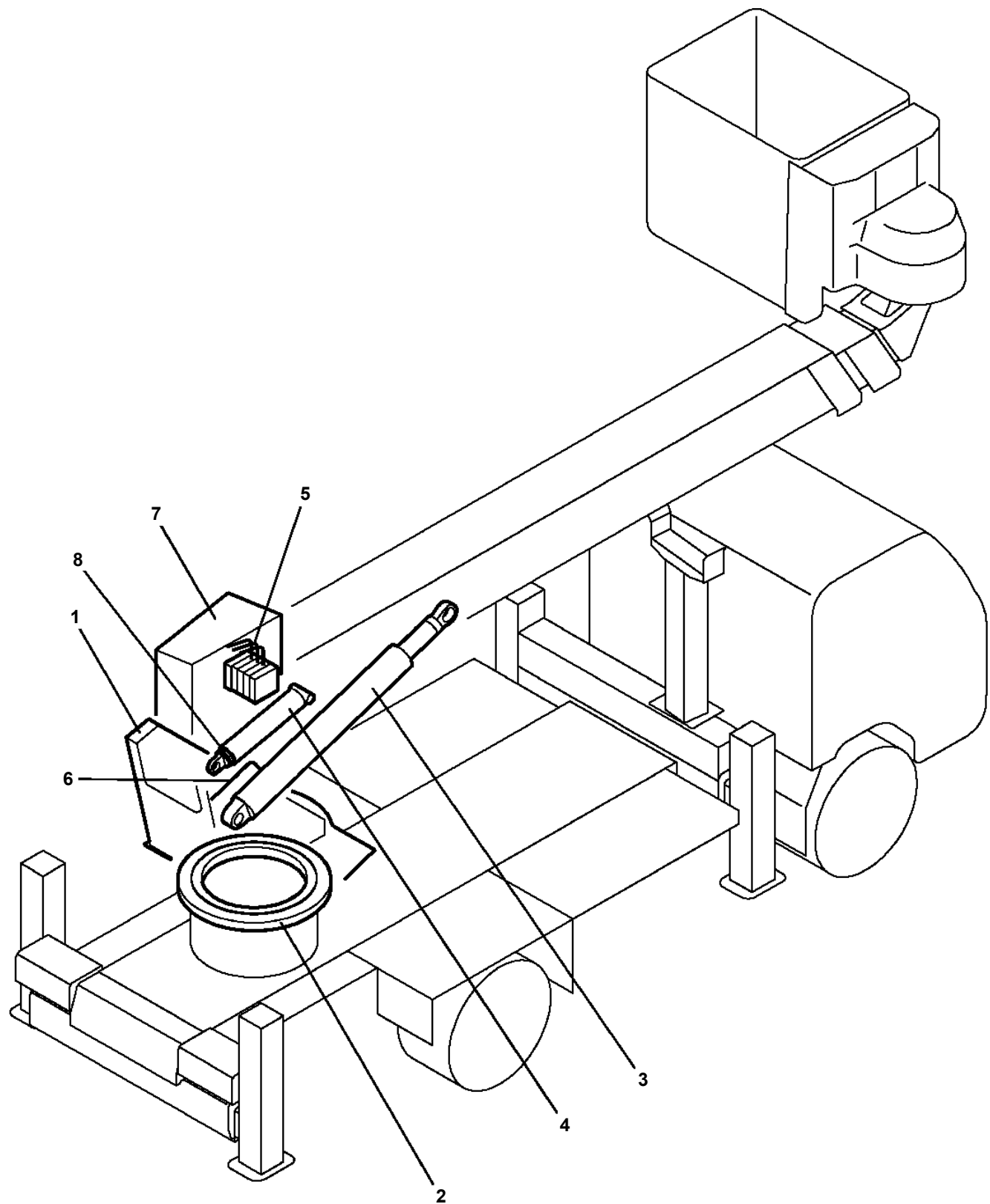


**AT-146-4A 43011830350 UPPER, LOWER, HINO 2KG-XZU600F
PC6370055-00 CYLINDER ASSY,DERRICK**



△:PACKING SET KEY NO.40 (KEY NO.5,6,7,8,13,16,17,18,19,20)

**AT-146-4A 43011830350 UPPER, LOWER, HINO 2KG-XZU600F
PD2000269-00 SWING UNIT**

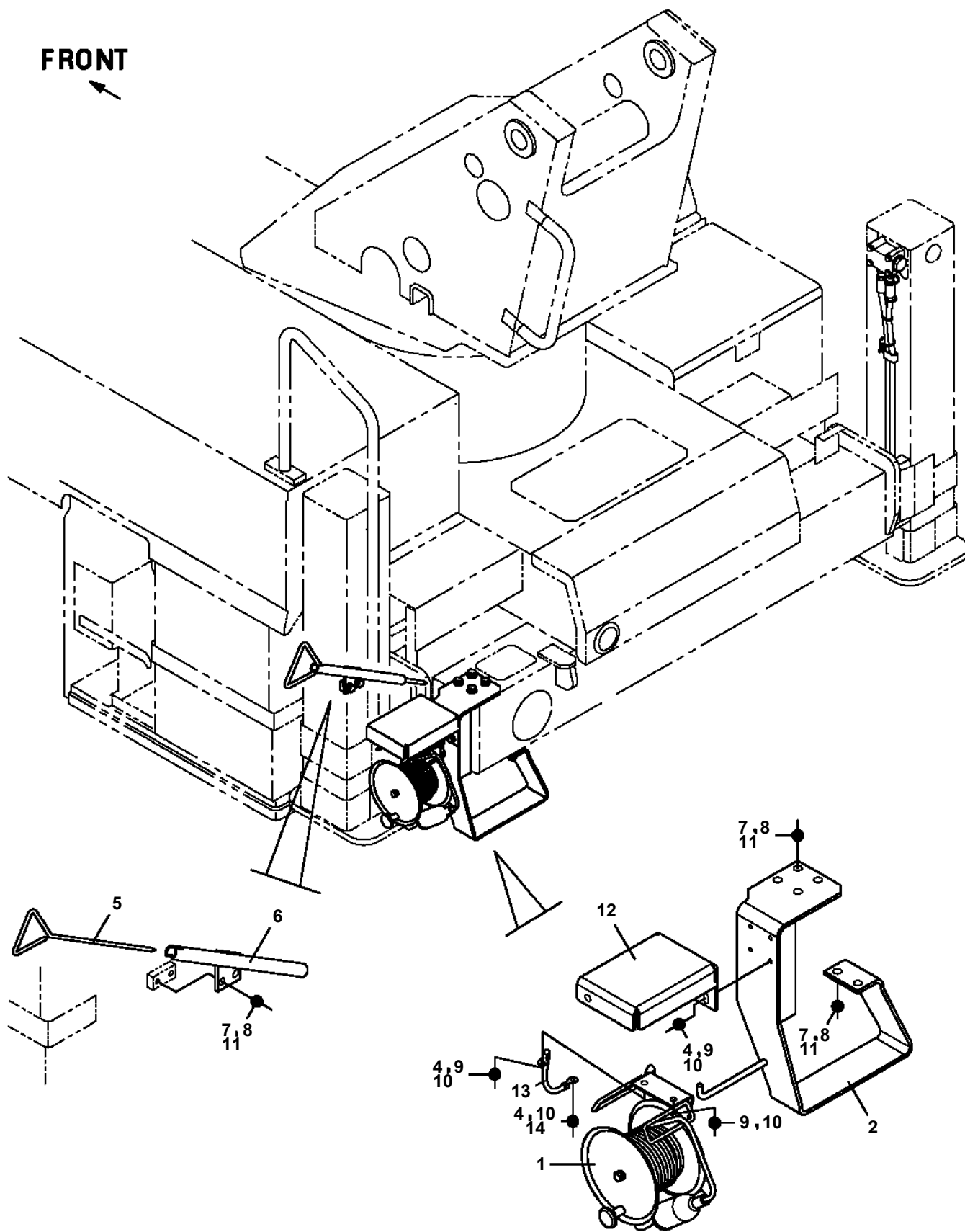


適用製造番号によっては取り付けがないものもあります。

MACHINES OF SOME SERIAL NO. ARE NOT EQUIPPED WITH THESE PARTS.

AT-146-4A 43011830350 UPPER, LOWER, HINO 2KG-XZU600F
PE5010033-00 EARTH ASSY (8X20M, TOP CLIP)

FRONT



AT-146-4A 43011830350 UPPER, LOWER, HINO 2KG-XZU600F

Pos No.	Parts No	Parts Name	Qty	Unit	Technical Data	Serial No (Start)	Serial No (End)	Remarks	Pages
1	(*****)	SWITCH ASSY	1						000208
2	42357000101	HARNESS	1						000142
3	91810132530	FASTENER	5						

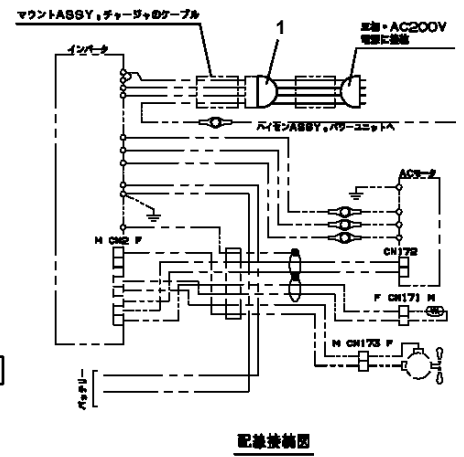
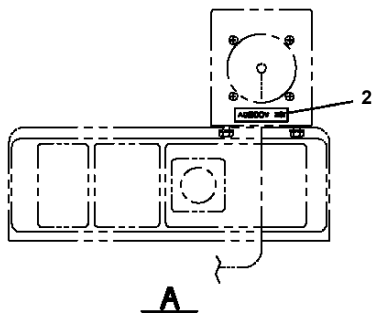
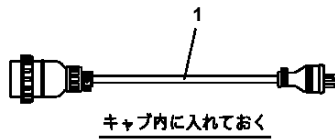
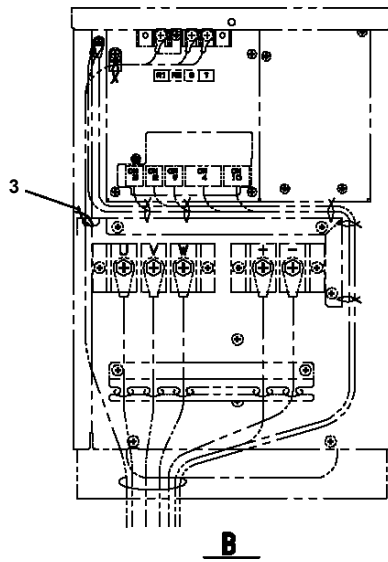
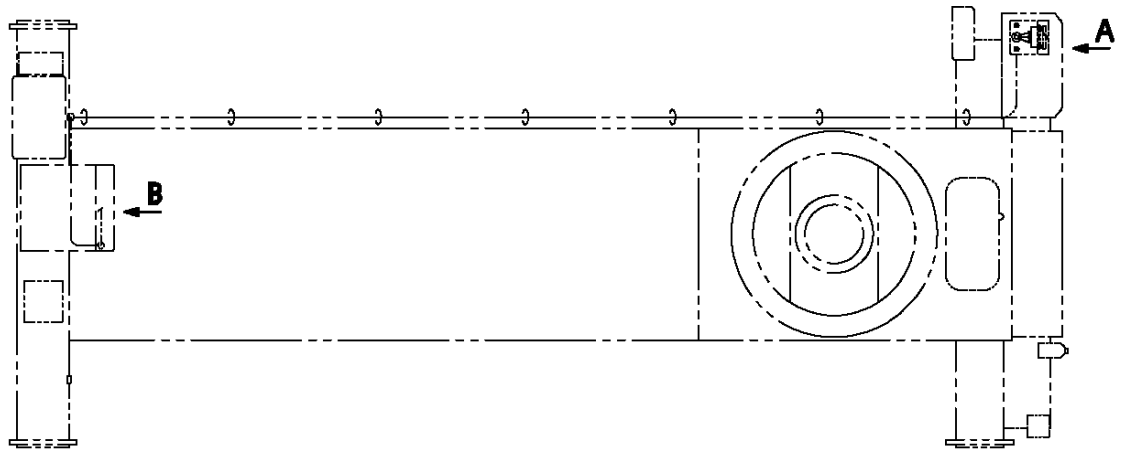
AT-146-4A 43011830350 UPPER, LOWER, HINO 2KG-XZU600F

Pos No.	Parts No	Parts Name	Qty	Unit	Technical Data	Serial No (Start)	Serial No (End)	Remarks	Page
1	42511572100	HARNESS	1						000
2	42476303100	CABLE ASSY	1		L=1000				
3	91810132530	FASTENER	5						
4	82100001411	TUBE, SPIRAL	N		SE-08BK				
5	42392583090	PLATE, CAUTION	1						
6	42510462200	SENDER, PRESSURE	1						
7	80313040010	GASKET	1						
8	42476271200	CABLE ASSY	1		L=1000				
9	42504471100	HARNESS	1						000
47	82122910400	CAP	2						

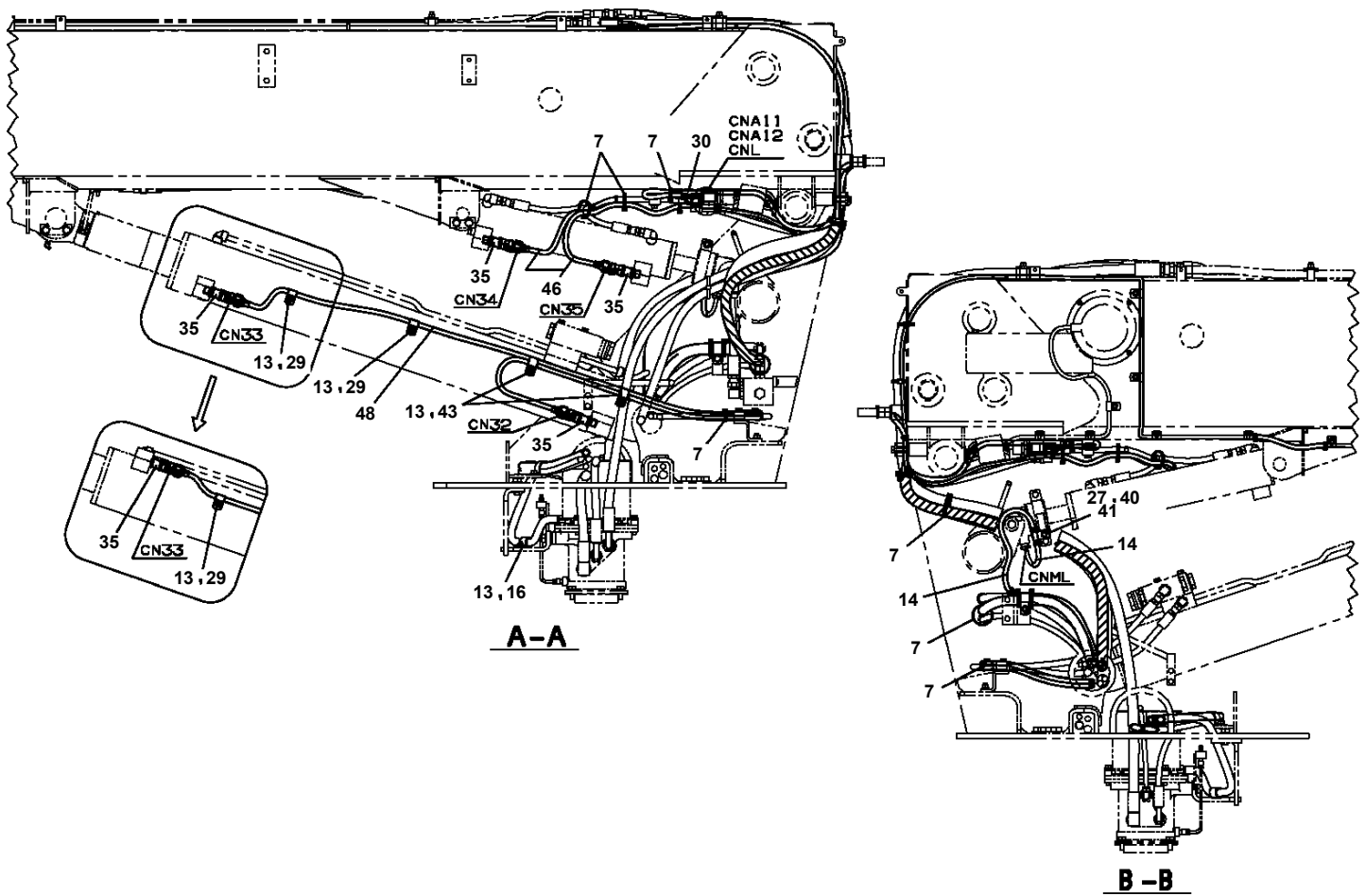
AT-146-4A 43011830350 UPPER, LOWER, HINO 2KG-XZU600F

Pos No.	Parts No	Parts Name	Qty	Unit	Technical Data	Serial No (Start)	Serial No (End)	R
1	42511572100	HARNESS	1					
2	91810130230	FASTENER	4					
3	42470400100	JOINT,SELF SEALING (WITH CAP)	2					
4	91810132530	FASTENER	30					
5	42474421100	SWITCH	1					
6	90201200600	NUT	4		M6			
7	90302040601	WASHER,SPRING	4		6			
8	89671101500	TUBE	2		L=1500			
9	42392583090	PLATE,CAUTION	1					
10	42473830020	SWITCH	1					
11	42510462200	SENDER,PRESSURE	1					
12	80313040010	GASKET	1					
13	42516001100	PLATE	1					
14	42514501100	SUPPORT	1					
15	42502782200	HARNESS	1					
16	42473440020	JOINT	2					
17	37000568730	PLATE	2		T=1.5			
18	90183106020	BOLT	2		M6X20			
19	90303070601	WASHER,PLAIN	2		6			
41	42470407570	CAP	2					

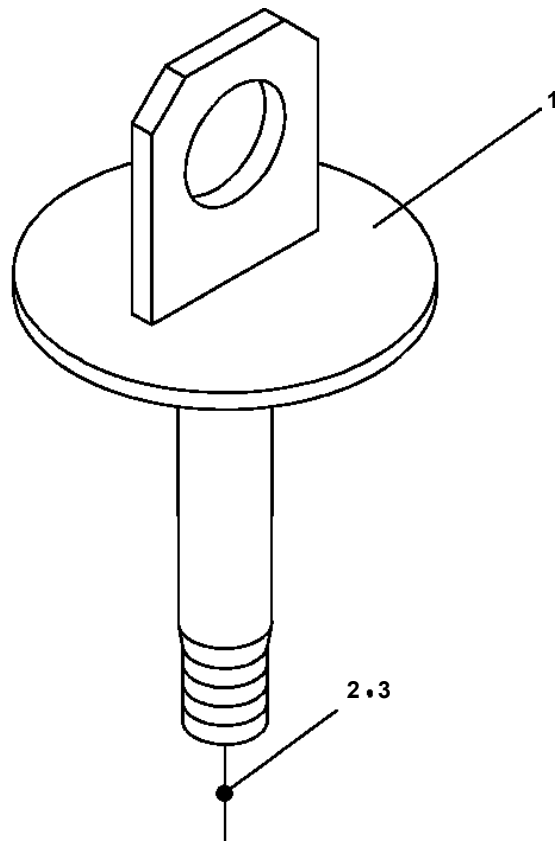
**AT-146-4A 43011830350 UPPER, LOWER, HINO 2KG-XZU600F
PE5080004-00 ELEC.ASSY,CHARGER (THREE-PHASE.200V CHARGER CABLE)**



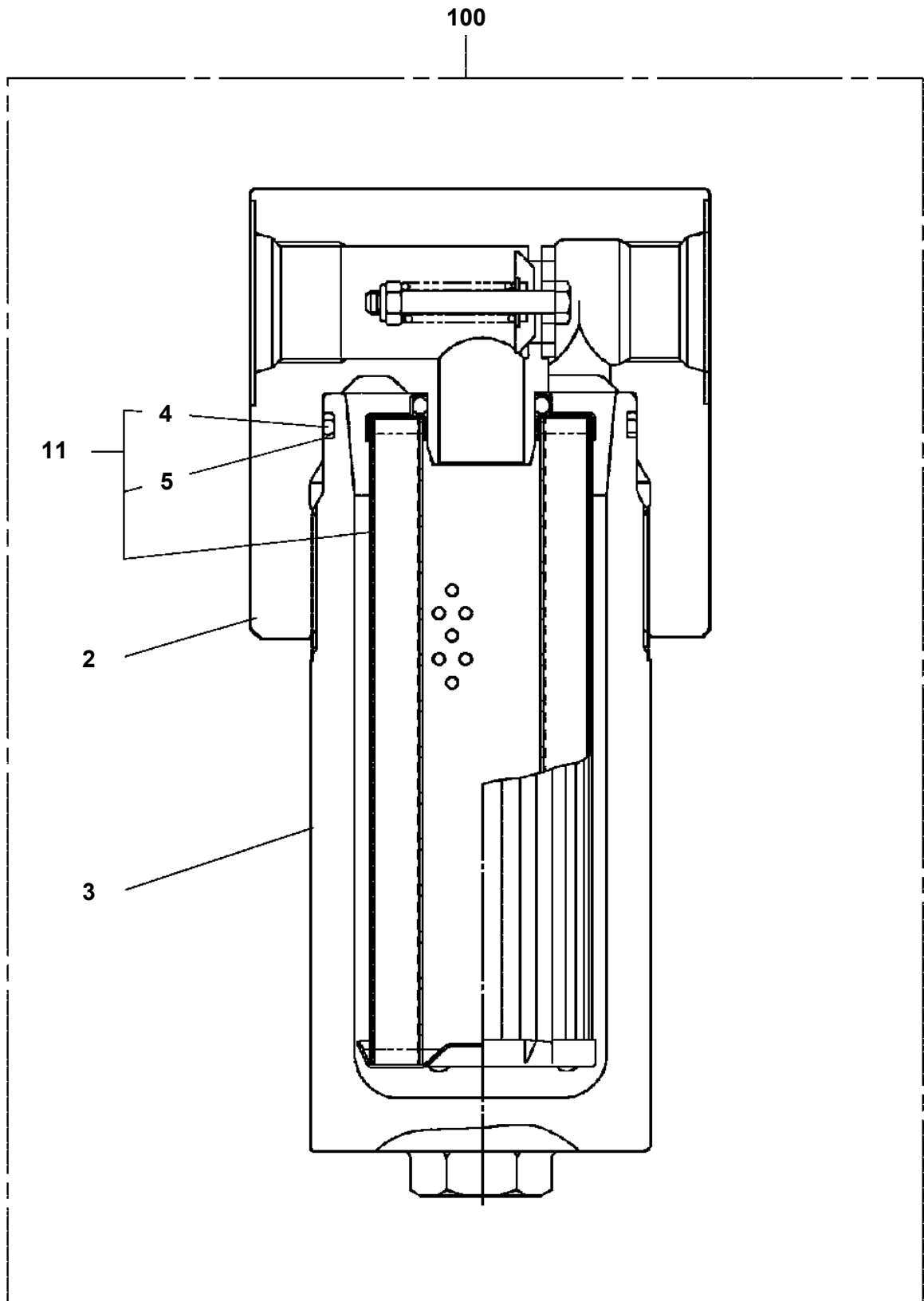
**AT-146-4A 43011830350 UPPER, LOWER, HINO 2KG-XZU600F
PE5190025-03 ELEC.ASSY,SWING FRAME**



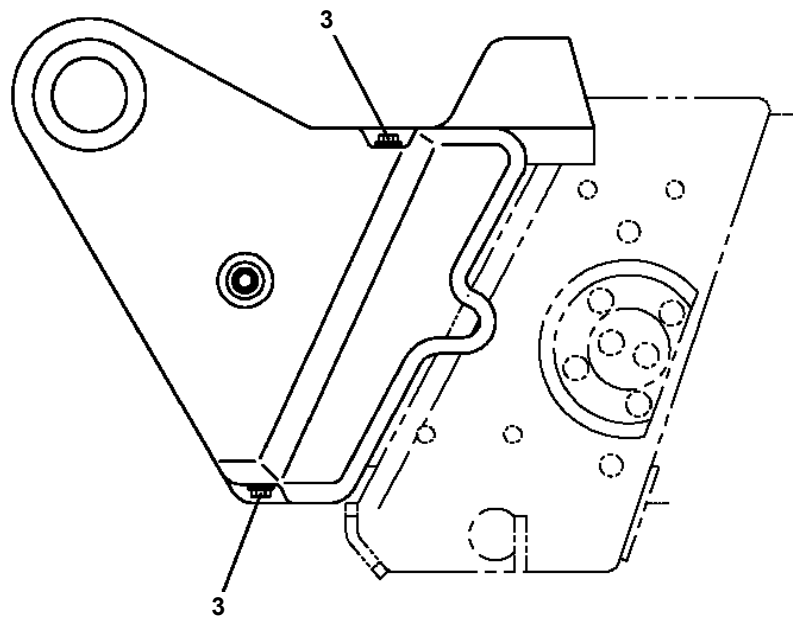
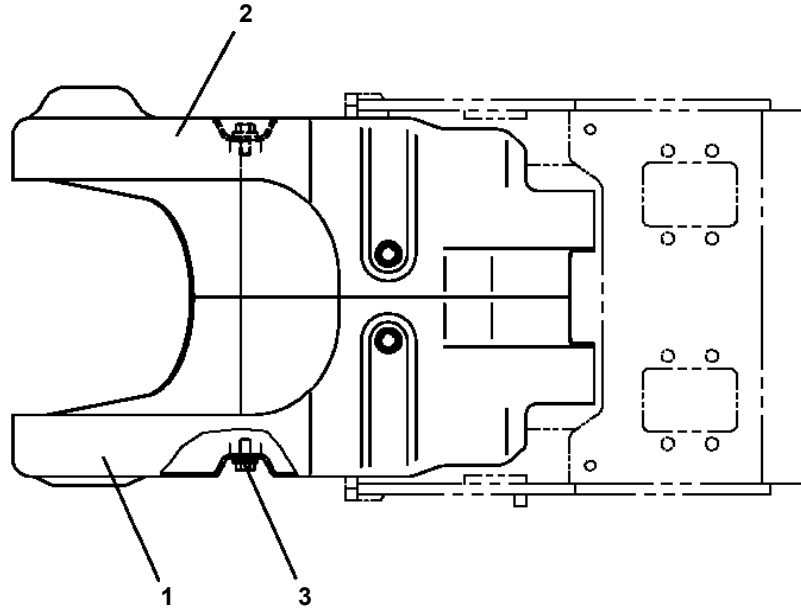
AT-146-4A 43011830350 UPPER, LOWER, HINO 2KG-XZU600F
PF1080004-00 SUPPORT



AT-146-4A 43011830350 UPPER, LOWER, HINO 2KG-XZU600F
PF5030023-00 FILTER ASSY



**AT-146-4A 43011830350 UPPER, LOWER, HINO 2KG-XZU600F
PG1410105-00 COVER,BOOM (TOP/FRP,WHITE)**

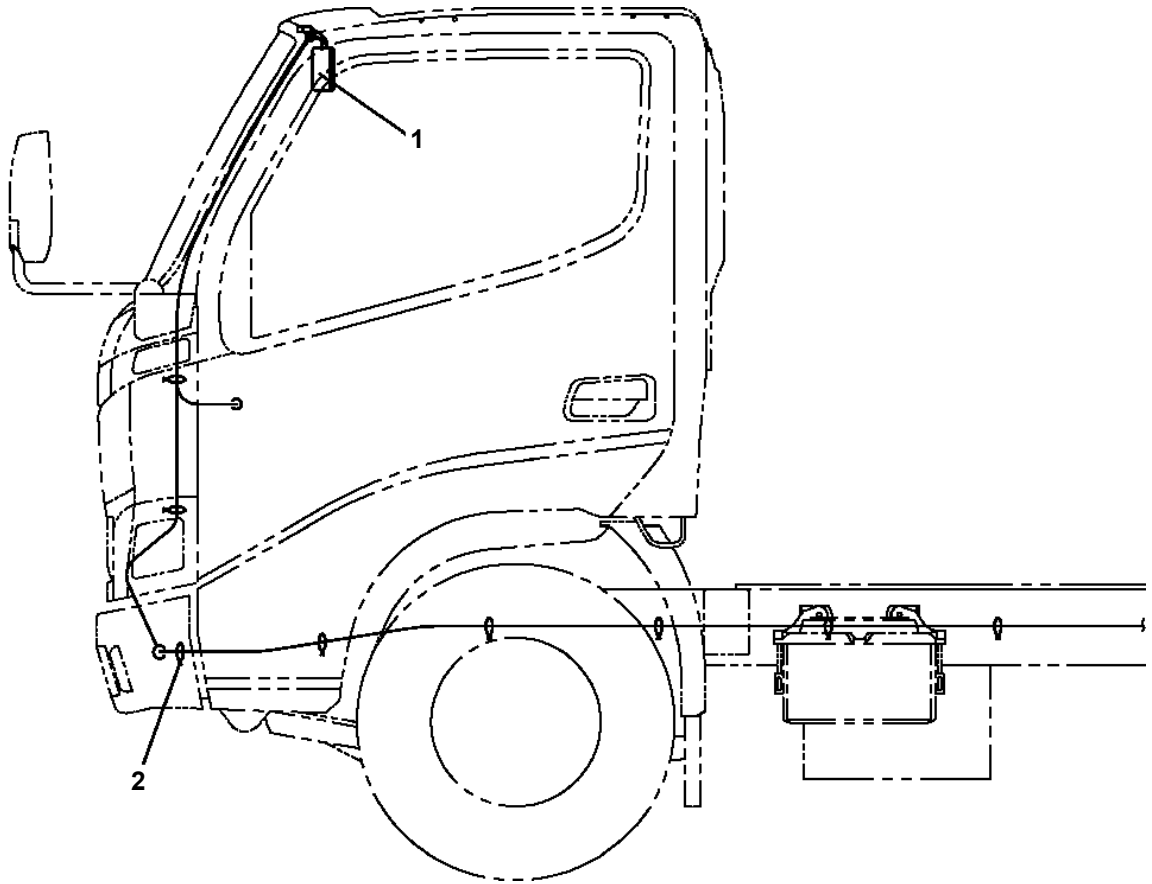


**AT-146-4A 43011830350 UPPER, LOWER, HINO 2KG-XZU600F
PH1000550-00 SAFETY DEVICES (MOTION CONTROLLER)**

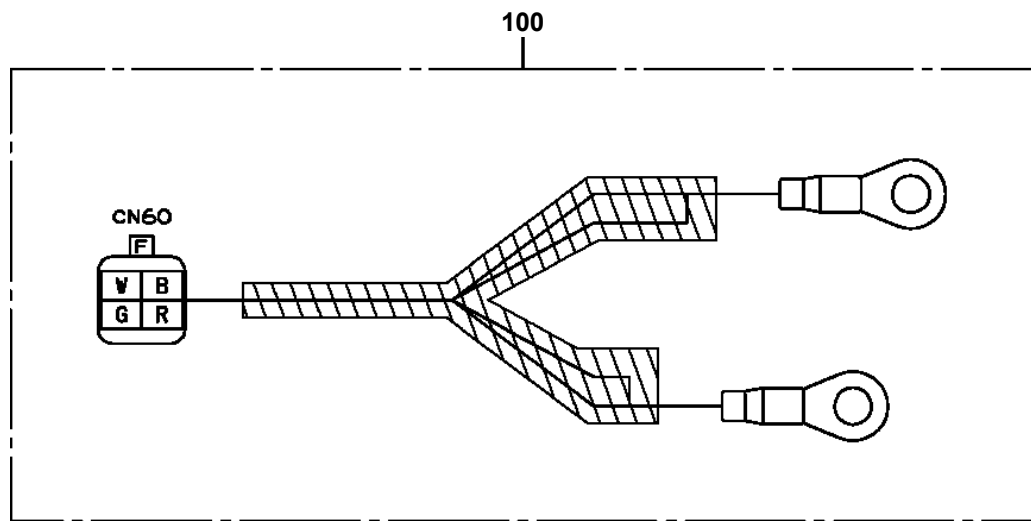
モーション コントローラ
MOTION CONTROLLER

【組立名称一覧】より選択してください。
SEE THE CORRESPONDING "ASSEMBLY NAME" LIST.

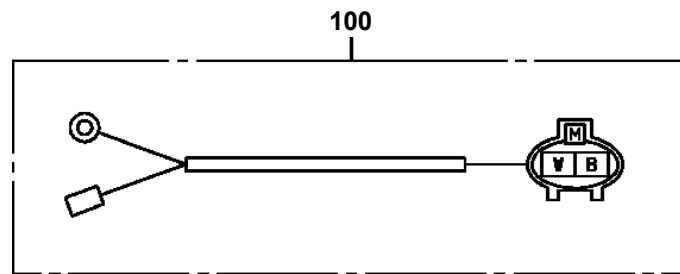
**AT-146-4A 43011830350 UPPER, LOWER, HINO 2KG-XZU600F
PH1700240-00 VIEW SYSTEM (MONITOR)**



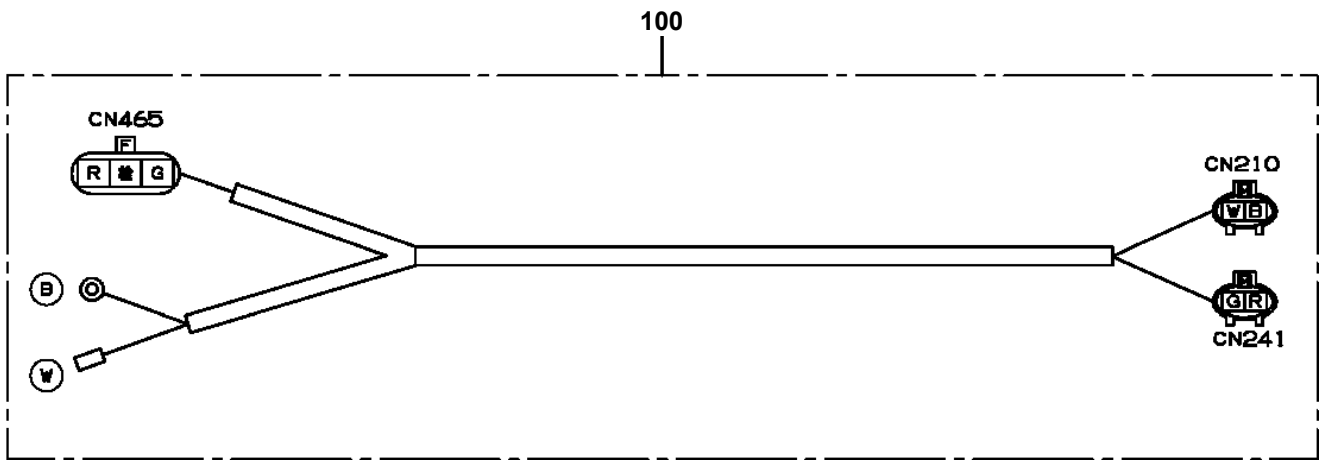
AT-146-4A 43011830350 UPPER, LOWER, HINO 2KG-XZU600F
PH5031064-00 HARNESS



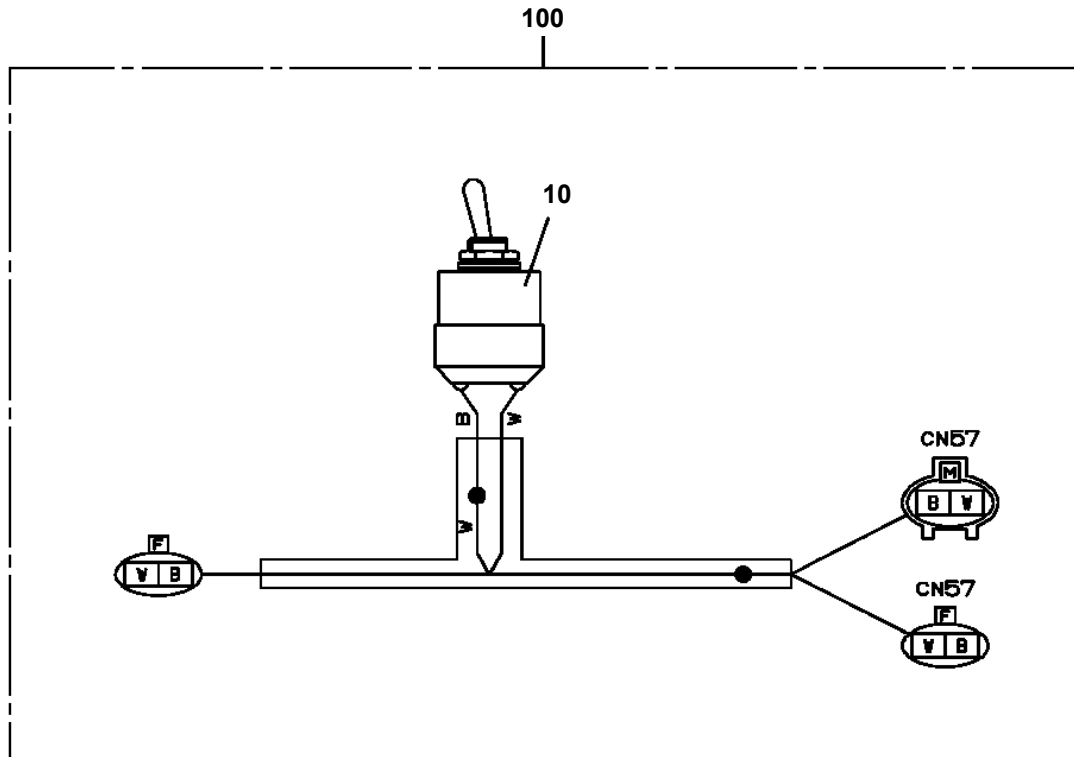
AT-146-4A 43011830350 UPPER, LOWER, HINO 2KG-XZU600F
PH5031078-00 HARNESS



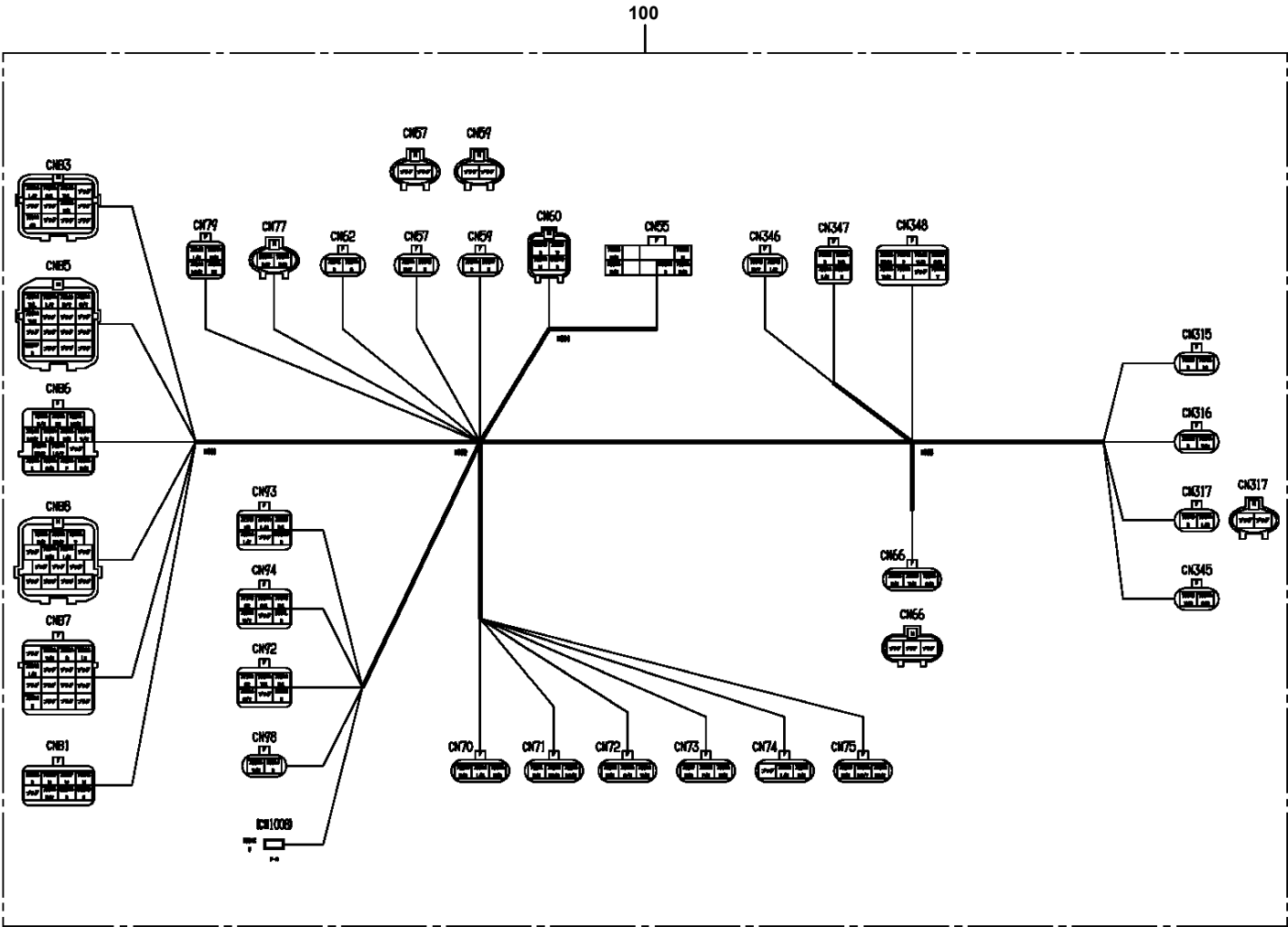
AT-146-4A 43011830350 UPPER, LOWER, HINO 2KG-XZU600F
PH5031099-00 HARNESS



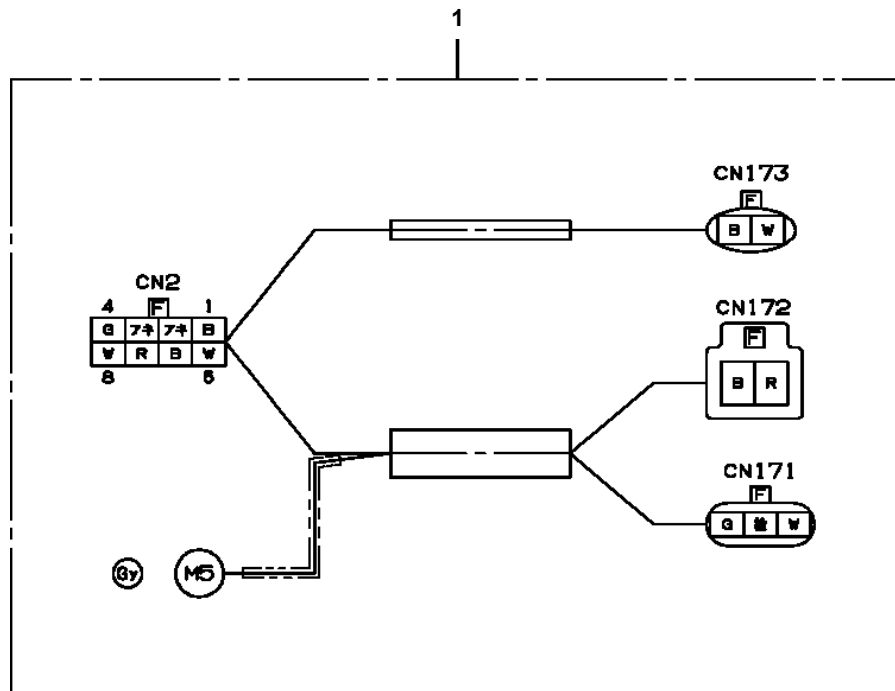
AT-146-4A 43011830350 UPPER, LOWER, HINO 2KG-XZU600F
PH5032890-00 HARNESS



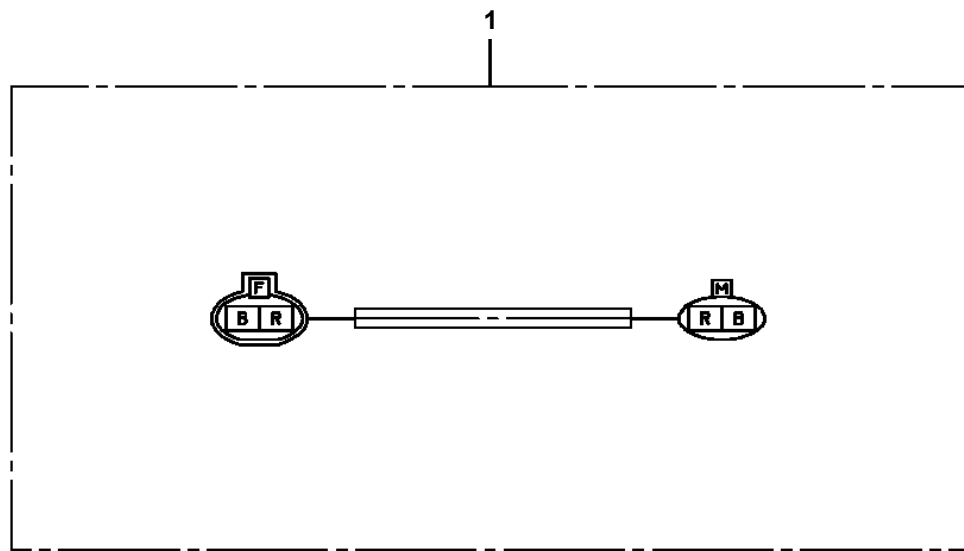
AT-146-4A 43011830350 UPPER, LOWER, HINO 2KG-XZU600F
 PH5032901-00 HARNESS



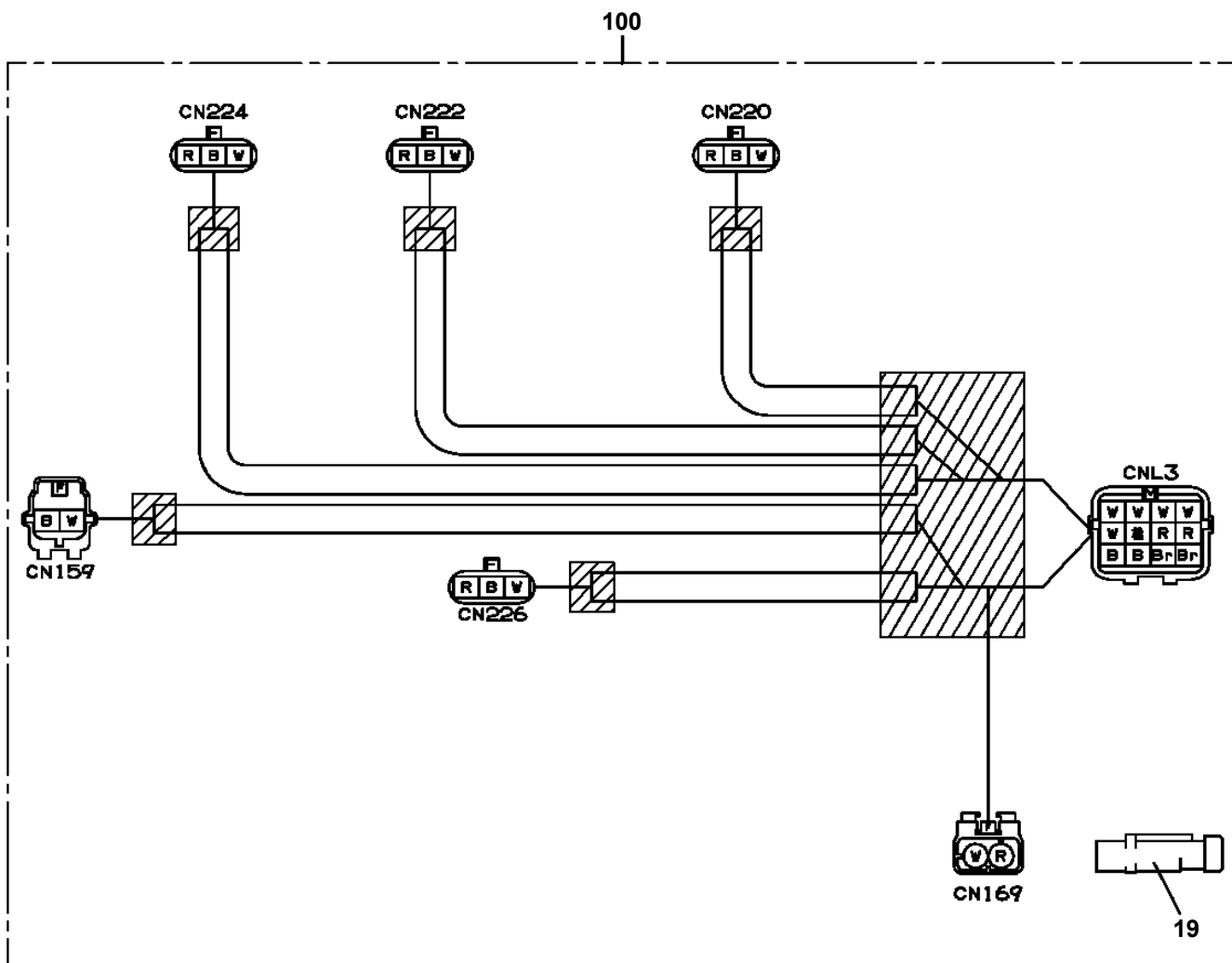
AT-146-4A 43011830350 UPPER, LOWER, HINO 2KG-XZU600F
PH5033727-00 HARNESS



AT-146-4A 43011830350 UPPER, LOWER, HINO 2KG-XZU600F
PH5034148-00 HARNESS

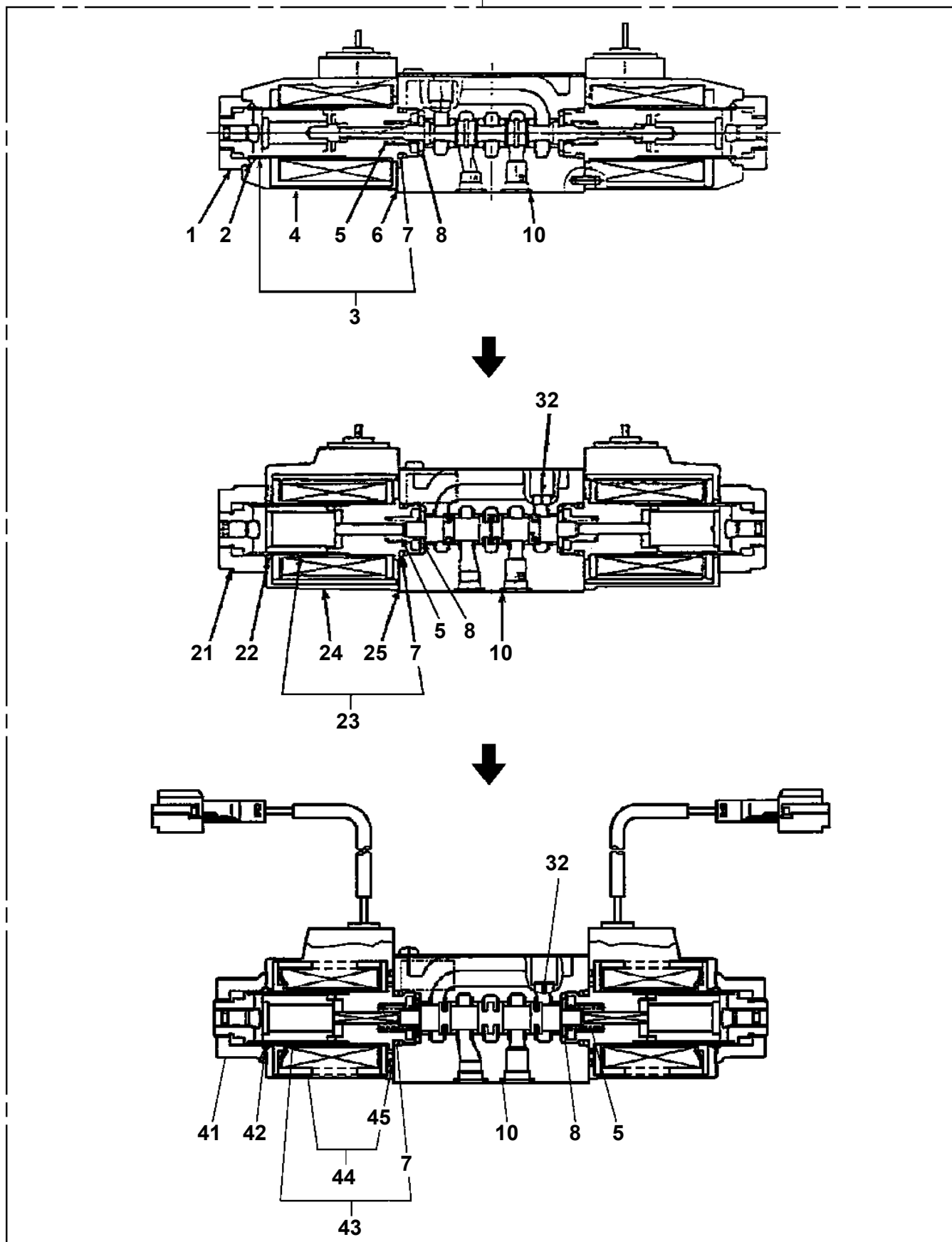


AT-146-4A 43011830350 UPPER, LOWER, HINO 2KG-XZU600F
PH5034547-00 HARNESS



AT-146-4A 43011830350 UPPER, LOWER, HINO 2KG-XZU600F
PI1120238-02 VALVE,SOLENOID

100



AT-146-4A 43011830350 UPPER, LOWER, HINO 2KG-XZU600F

Pos No.	Parts No	Parts Name	Qty	Unit	Technical Data	Serial No (Start)	Serial No (End)	Remarks	Pages
3	36625060040	SPRING	1						
4	36625515020	PLUG	1						
5	91002801800	O-RING	1		1B P18				
50	36625510000	VALVE,CHECK	1						

AT-146-4A 43011830350 UPPER, LOWER, HINO 2KG-XZU600F

Pos No.	Parts No	Parts Name	Qty	Unit	Technical Data	Serial No (Start)	Serial No (End)	Remarks	Pa
2	91002801400	O-RING	2		1B P14				
6	91002800700	O-RING	1		1B P7				
50	36623930000	VALVE,PILOT CHECK	1						

AT-146-4A 43011830350 UPPER, LOWER, HINO 2KG-XZU600F

Pos No.	Parts No	Parts Name	Qty	Unit	Technical Data	Serial N
1	(*****)	BOOSTER ASSY,AIR (40T,TEMPORARY HOLD)	1			
2	(*****)	BOOSTER ASSY,ELECTRICITY (40T,4 POLES,NANABOSHI)	1			
3	(*****)	BOOSTER ASSY,ELECTRICITY (40T,4 POLES,SANWA)	1			
4	(*****)	SELECTOR ASSY,BOOSTER (AIR,40T,HIGH PRESSURE,SANWA)	1			
5	(*****)	SELECTOR ASSY,BOOSTER (4 POLES,ELEC.,NANABOSHI)	1			
6	(*****)	SELECTOR ASSY,BOOSTER (ELEC.SANWA)	1			
7	(*****)	NOTHING,BOOSTER ASSY (W/O BOOSTER)	1			
8	(*****)	SELECTOR ASSY,BOOSTER (NANABOSHI,KYUDENKO)	1			
9	(*****)	SELECTOR ASSY,BOOSTER (ELEC.,SANWA,4 POLESX2)	1			
10	(*****)	SELECTOR ASSY,BOOSTER (AIR,2 SYSTEM)	1			
11	(*****)	SELECTOR ASSY,BOOSTER (AIR,PANEL COUPLER)	1			
12	(*****)	BOOSTER ASSY,AIR (40T,TEMPORARY HOLD,PANEL COUPLER)	1			
13	(*****)	BOOSTER ASSY,ELECTRICITY (4 POLES,ELEC.,NANABOSHI)	1			
14	(*****)	SELECTOR ASSY,BOOSTER (AIR,PANEL COUPLER)	1			229725

AT-146-4A 43011830350 UPPER, LOWER, HINO 2KG-XZU600F

Pos No.	Parts No	Parts Name	Qty	Unit	Technical Data	Serial No (Start)	Serial No (End)	Remarks	Pages
1	82198301221	COVER	6						
2	91810130240	FASTENER	6						

AT-146-4A 43011830350 UPPER, LOWER, HINO 2KG-XZU600F

Pos No.	Parts No	Parts Name	Qty	Unit	Technical Data	Serial No (Start)	Serial No (End)	Remarks
1	42358030100	LAMP ASSY	1					
2	82114101020	CONNECTOR (2P,MALE)	1					
3	82121102020	HOLDER	1					

AT-146-4A 43011830350 UPPER, LOWER, HINO 2KG-XZU600F

Pos No.	Parts No	Parts Name	Qty	Unit	Technical Data	Serial No (Start)	Serial No (End)	Remarks	Page
1	42513600010	PLATE,NAME (RED)	1		115X50				
2	42514100010	PLATE,NAME	1						
3	42514100020	PLATE,NAME	1						
4	42509370040	PLATE,NAME (RED)	1		180X50				

AT-146-4A 43011830350 UPPER, LOWER, HINO 2KG-XZU600F

Pos No.	Parts No	Parts Name	Qty	Unit	Technical Data	Serial No (Start)	Serial No (End)	Remarks	Page
1	42513565010	PLATE	1						
2	82466003008	CAP	1						
3	42513565200	SUPPORT	1						
4	90101208016	BOLT	4		M8X16				
5	90302040801	WASHER,SPRING	4		8				
6	90303070801	WASHER,PLAIN	4		8				
7	37002238850	PLATE,NAME	1						
8	91850400601	CLAMP	1						
9	91850310405	CLAMP (BLACK)	4						
10	91810132530	FASTENER	5						
11	82100001803	TUBE,CORRUGATE	1	M	13				

AT-146-4A 43011830350 UPPER, LOWER, HINO 2KG-XZU600F

Pos No.	Parts No	Parts Name	Qty	Unit	Technical Data	Serial No (Start)	Serial No (
1	(*****)	MODIFICATION ASSY (THUMB ENABLE)	1				
2	(*****)	MODIFICATION ASSY (ELEVATING BUCKET)	1				

AT-146-4A 43011830350 UPPER, LOWER, HINO 2KG-XZU600F

Pos No.	Parts No	Parts Name	Qty	Unit	Technical Data	Serial No (Start)	Serial No (End)	Remarks
1	36663955100	SHAFT	1					
2	80500006206	BEARING,BALL	1					
4	91001206500	O-RING	1		1A G65			
5	36660025021	COVER (OIL SEAL)	1					
6	36660025140	SEAL,OIL	1					
7	36663485110	RING,RETAINING	1		R72			
8	36663955020	PLATE,THRUST	1					
9	36663955030	BARREL ASSY (CYLINDER)	1					
10	36663955040	PLATE (VALVE)	1					
11	36661925030	COVER (BOTTOM)	1					
12	80500006203	BEARING,BALL	1					
13	36662355110	PIN	2					
14	36663955050	O-RING	1					
15	36663955060	BOLT	6		M10X35			
16	14125151020	KEY	1					
17	36660125060	PLUG	2		PF3/8			
18	36081315130	PROTECTOR (THREAD)	2					
44	36660025100	SPRING (PLUNGER)	5					
45	14125151300	RING,RETAINING	1					
46	12645103171	SPRING (CENTER)	1					
100	36664070000	MOTOR,OIL	1					

AT-146-4A 43011830350 UPPER, LOWER, HINO 2KG-XZU600F

Pos No.	Parts No	Parts Name	Qty	Unit	Technical Data	Serial No (Start)	Serial No (End)	Remarks	Pages
1	42503861000	LAMP ASSY	1						
2	42503860100	SUPPORT	1						
3	42503860200	GUARD	1						
4	90201200600	NUT	4		M6				
5	90302040601	WASHER,SPRING	4		6				
6	82430138010	KNOB	1						
7	90101208030	BOLT	1		M8X30				

AT-146-4A 43011830350 UPPER, LOWER, HINO 2KG-XZU600F

Pos No.	Parts No	Parts Name	Qty	Unit	Technical Data	Serial No (Start)	Serial No (End)	Remarks	Pages
5	36160017550	HANDLE	1						
6	36160655020	SHAFT	1						
7	36160017560	WASHER,PLAIN	1						
8	36160655050	PLATE (RING)	1						
10	36160017590	PLATE (CONTACT)	1						
50	36160650000	REEL,CORD	1						

CLICK HERE TO **DOWNLOAD** THE COMPLETE MANUAL

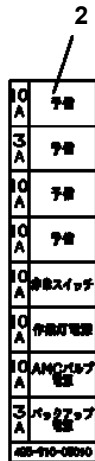
- Thank you very much for reading the preview of the manual.
- You can download the complete manual from: www.heydownloads.com by clicking the link below



- Please note: If there is no response to CLICKING the link, please download this PDF first and then click on it.

CLICK HERE TO **DOWNLOAD** THE COMPLETE MANUAL

AT-146-4A 43011830350 UPPER, LOWER, HINO 2KG-XZU600F
 PN5011483-01 NAME PLATE ASSY (SWING TABLE)



△警告/非常スイッチ

非常スイッチを使用すると作業範囲規制は発生しません。転倒の恐れがありますので必ずブームを全閉させてから作業範囲を拡大しよう作業して発動してください。

非常操作方法

AMCの故障等で通常の操作ができない場合、非常スイッチをONしながら手動レバーにて強制操作をしてください。

バケット水平調整

- 2つのノブを左に押し金剛してください。
- ブーム伸縮操作により、バケットを水平に調整してください。
 - 後側の場合、右側に操作。
 - 後側の場合、左側に操作。
- 2つのノブを右に押し戻してください。
- 調整後は起状及び伸縮操作を行いバケットの水平が狂わないことを確認してください。

洗淨禁止

注 意

定額金額を超過したままに操作する場合には、器具やサブ等との使用に注意してください。

作業範囲規制表 (子機等)

品名	規制値	単位
トップブーム	FRP	コンクリート
ブームスライフレード	PA, POM	
ブームスライフレード	PA	
サブ	FRP	
サブシャフト	PA	
ラインシャフト	PA, PET	
バケット	FRP	
バケットライナー	PE	
バケット上部プロテクタ	PE	
バケット側板	FRP	
バケット底板	FRP	
操作レバーノブ	ABS	
アトミックスライフレード	PA	
ケーブル・ホース	PA, PE, PP	
両側クランプ	PA	
油フイバー	PE, PPA, PVC	
固定端止め	PA	
両側クランプ	PUR	
両側クランプ	ABS	
両側クランプ	PEUR	

8 防振対策等実施済みの場合2項による **7**

5 特定自主検査 (法定年次検査) **8**

を要致しなす **9**

4 第1回検査は 年 月です **10**

3 **11**

2 **12**

1 防振対策等実施済みの場合2項による **7**

カバー開放厳禁

バケット水平調整ハンドル

△警告

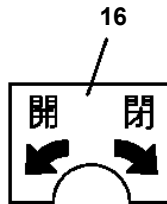
○非常スイッチの操作により、強制範囲は解除状態となります。転倒・干渉に十分注意をして操作を行ってください。

・AMC (過負荷防止装置) が故障した状態 (緊急停止表示灯が点滅をしている) で非常操作を行うと、過負荷防止機能、およびブーム干渉防止機能が解除されます。

・ブーム強制操作を行う場合は、作業範囲規制による作業範囲を拡大しないように、必ずブームを全閉させてから行ってください。

△警告/バケット水平調整

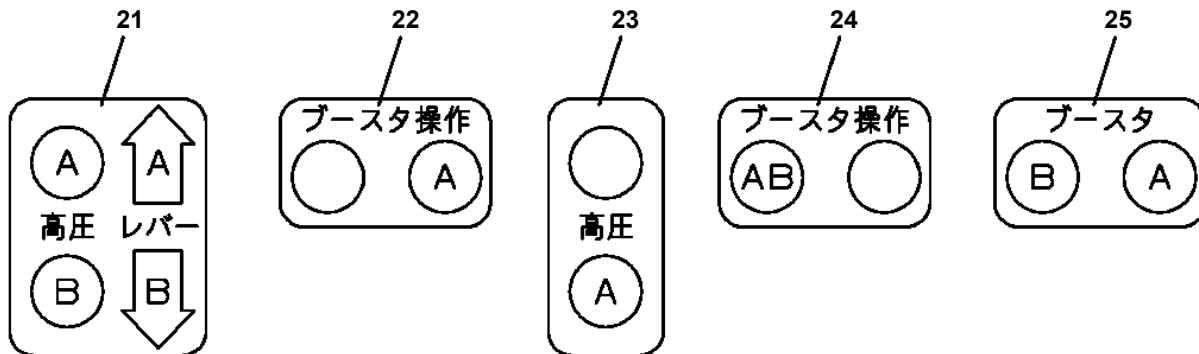
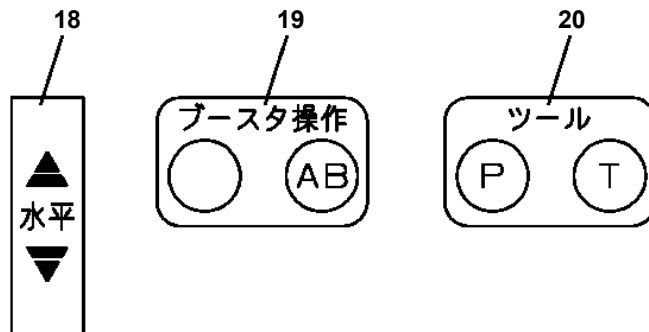
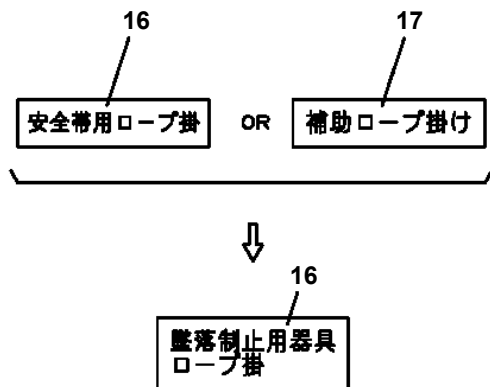
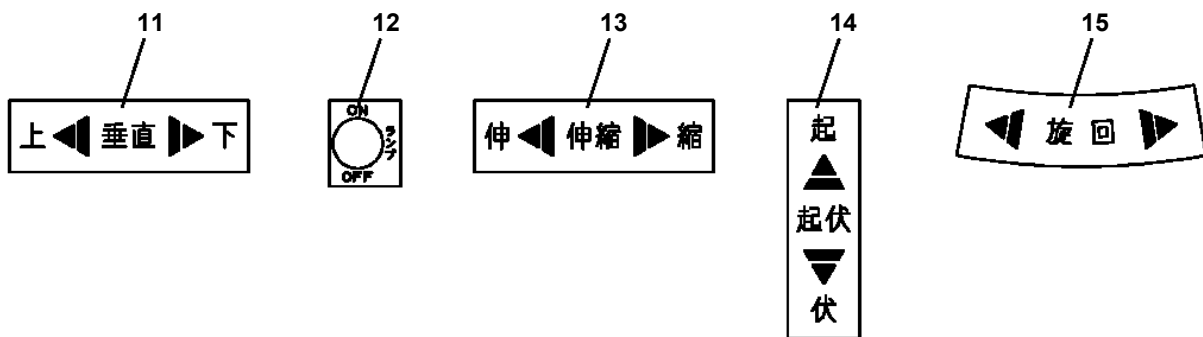
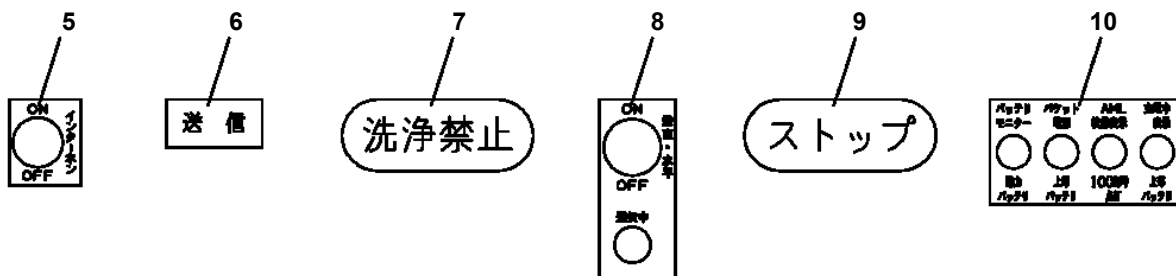
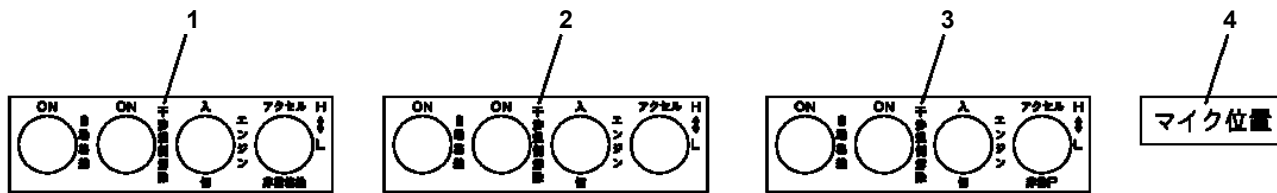
バケット水平調整時にはバケット内の人・工具等を傷めるしてください。



AT-146-4A 43011830350 UPPER, LOWER, HINO 2KG-XZU600F

Pos No.	Parts No	Parts Name	Qty	Unit	Technical Data	Serial No (Start)	Serial No (End)	Remarks	Pages
1	42949160100	PLATE,CAUTION	1						

AT-146-4A 43011830350 UPPER, LOWER, HINO 2KG-XZU600F
 PN5012169-01 NAME PLATE ASSY (BUCKET)

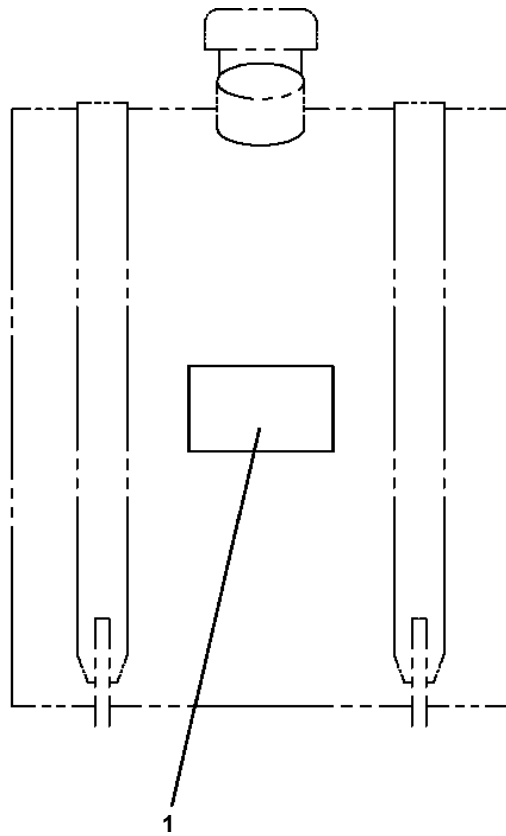


AT-146-4A 43011830350 UPPER, LOWER, HINO 2KG-XZU600F
PO1000182-00 INDICATION PLATES (UPPER)

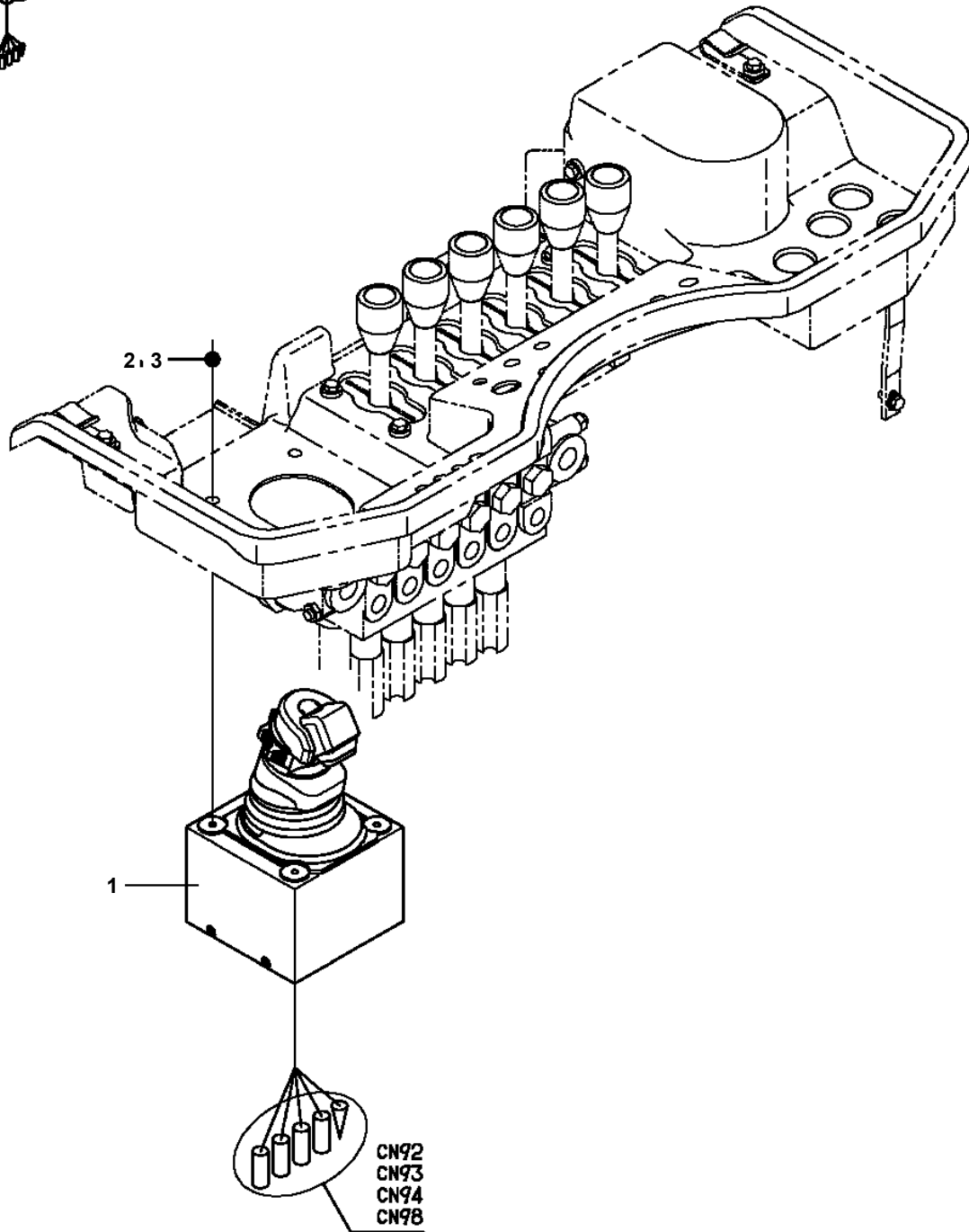
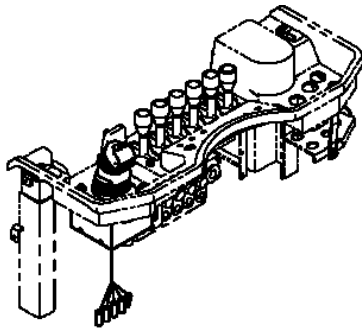
メイパ ン (シ ョウブ)
INDICATION PLATES (UPPER)

〔組立名称一覧〕より選択してください。
SEE THE CORRESPONDING "ASSEMBLY NAME" LIST.

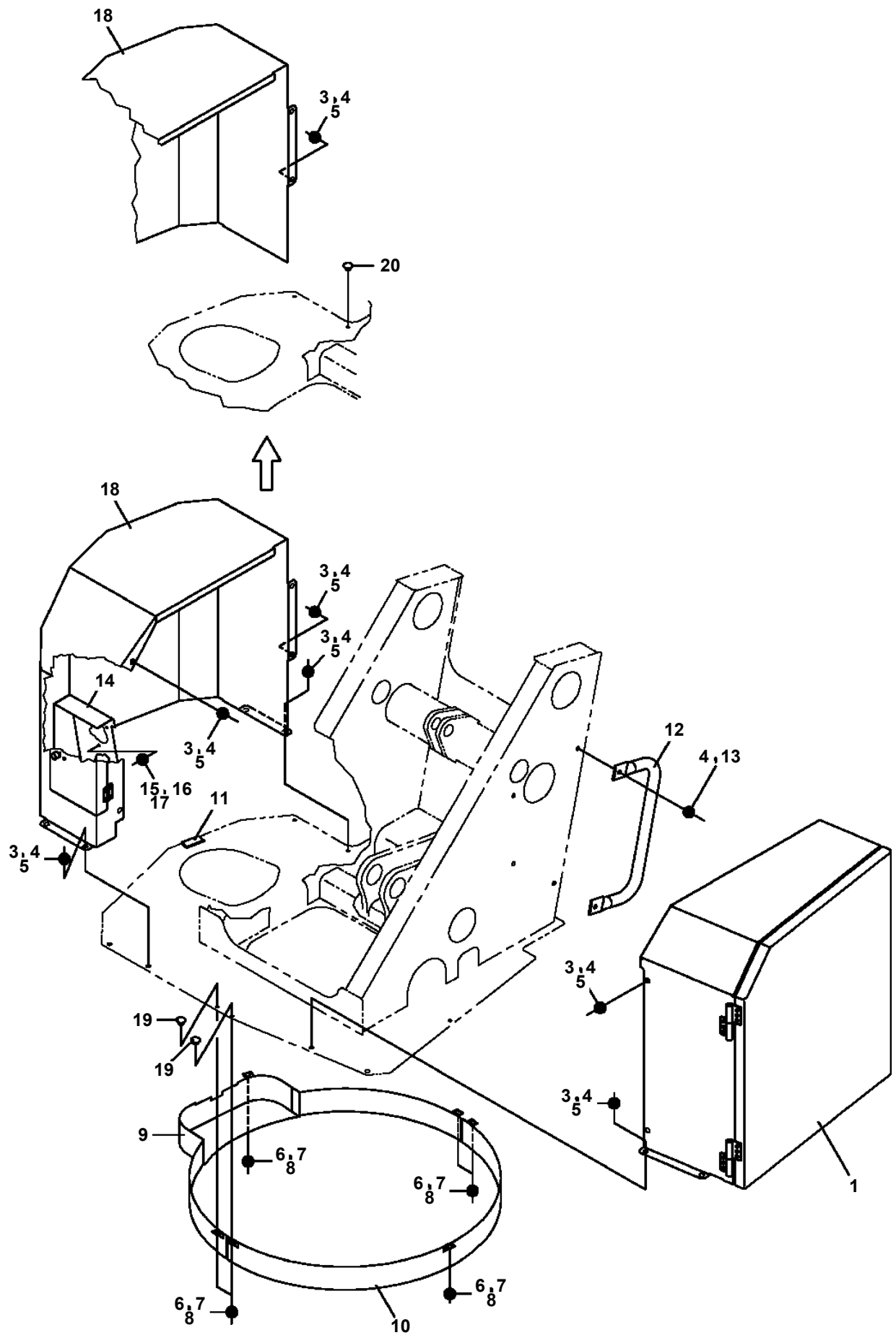
AT-146-4A 43011830350 UPPER, LOWER, HINO 2KG-XZU600F
PO1014931-01 PLATE ASSY,NAME (HYDRAULIC OIL)



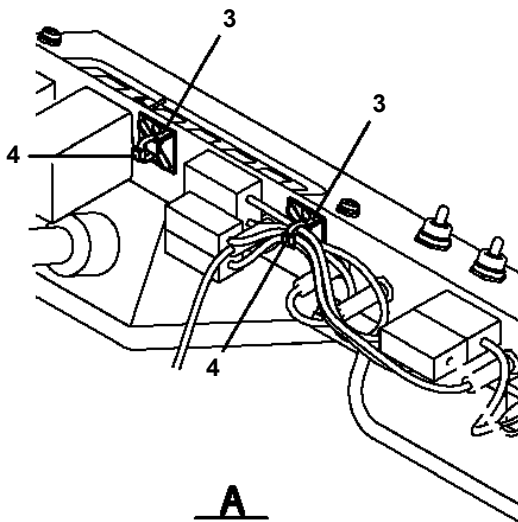
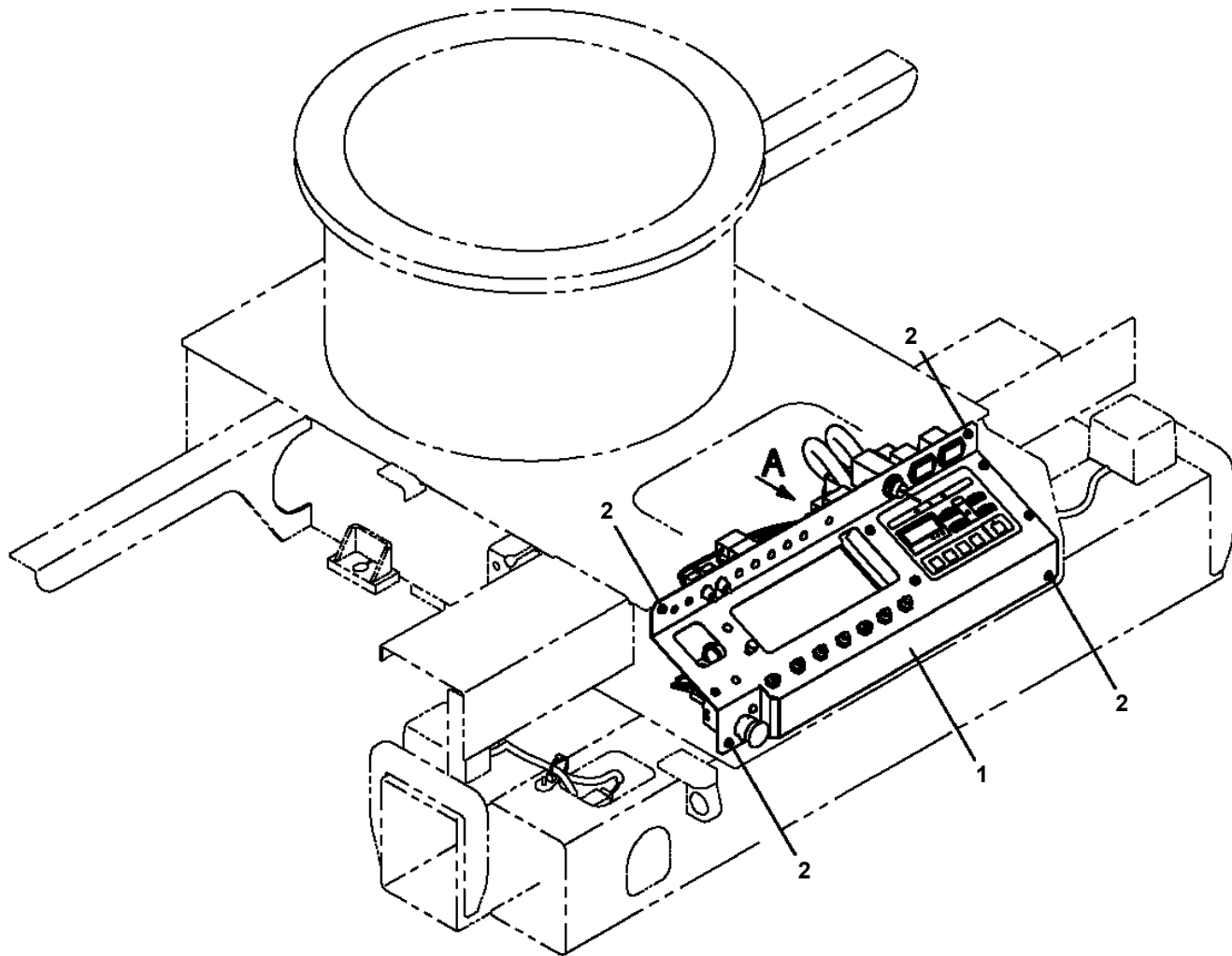
**AT-146-4A 43011830350 UPPER, LOWER, HINO 2KG-XZU600F
PO5050059-00 OPE.ASSY,BUCKET (3-AXIS ENABLE SW)**



AT-146-4A 43011830350 UPPER, LOWER, HINO 2KG-XZU600F
PO5260102-01 OUTER COVERING ASSY

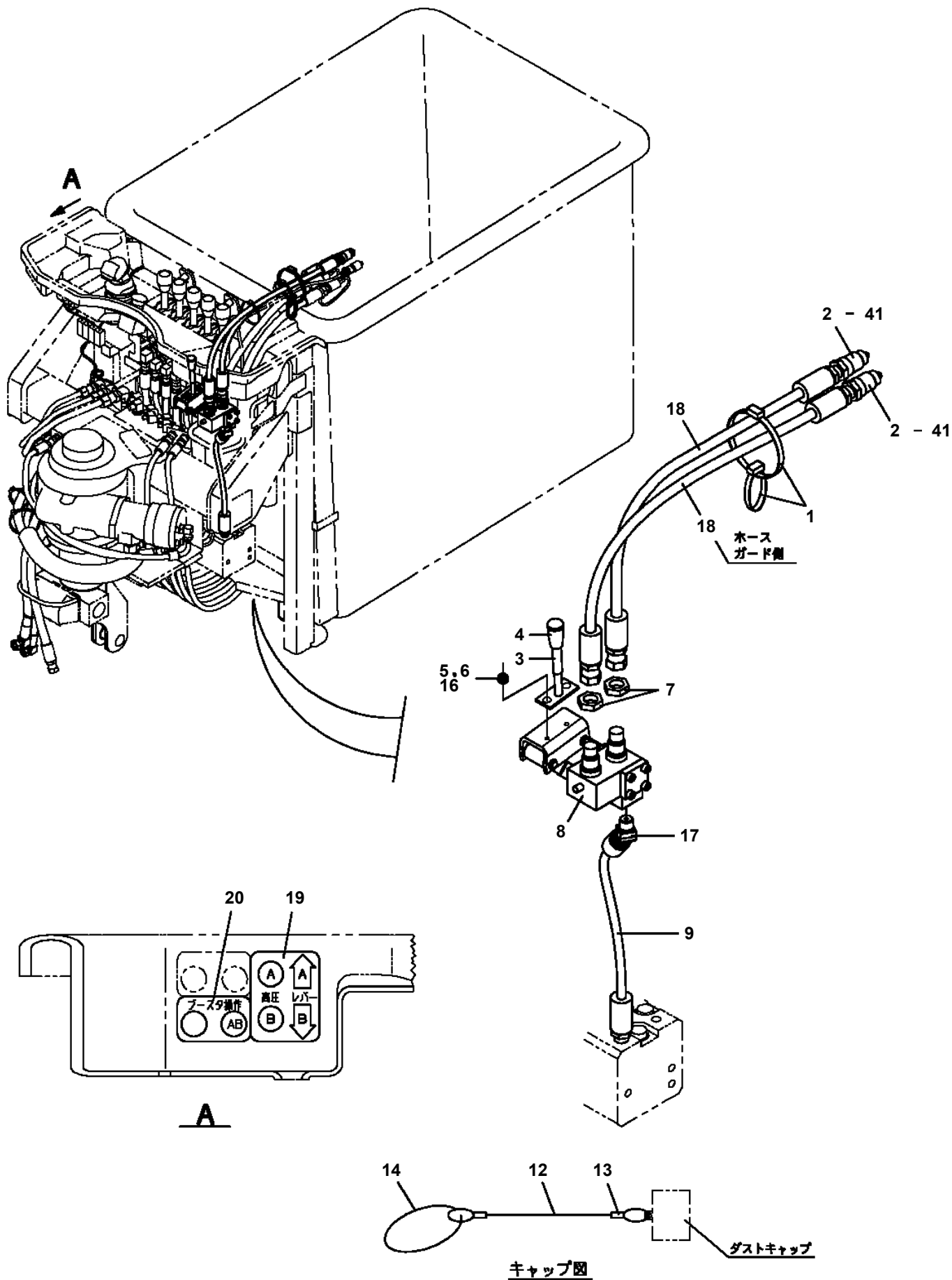


AT-146-4A 43011830350 UPPER, LOWER, HINO 2KG-XZU600F
PP5100231-00 PARTS ASSY,ELECTRICITY (FLJ,BRAKE LOCK/B SPEC.)



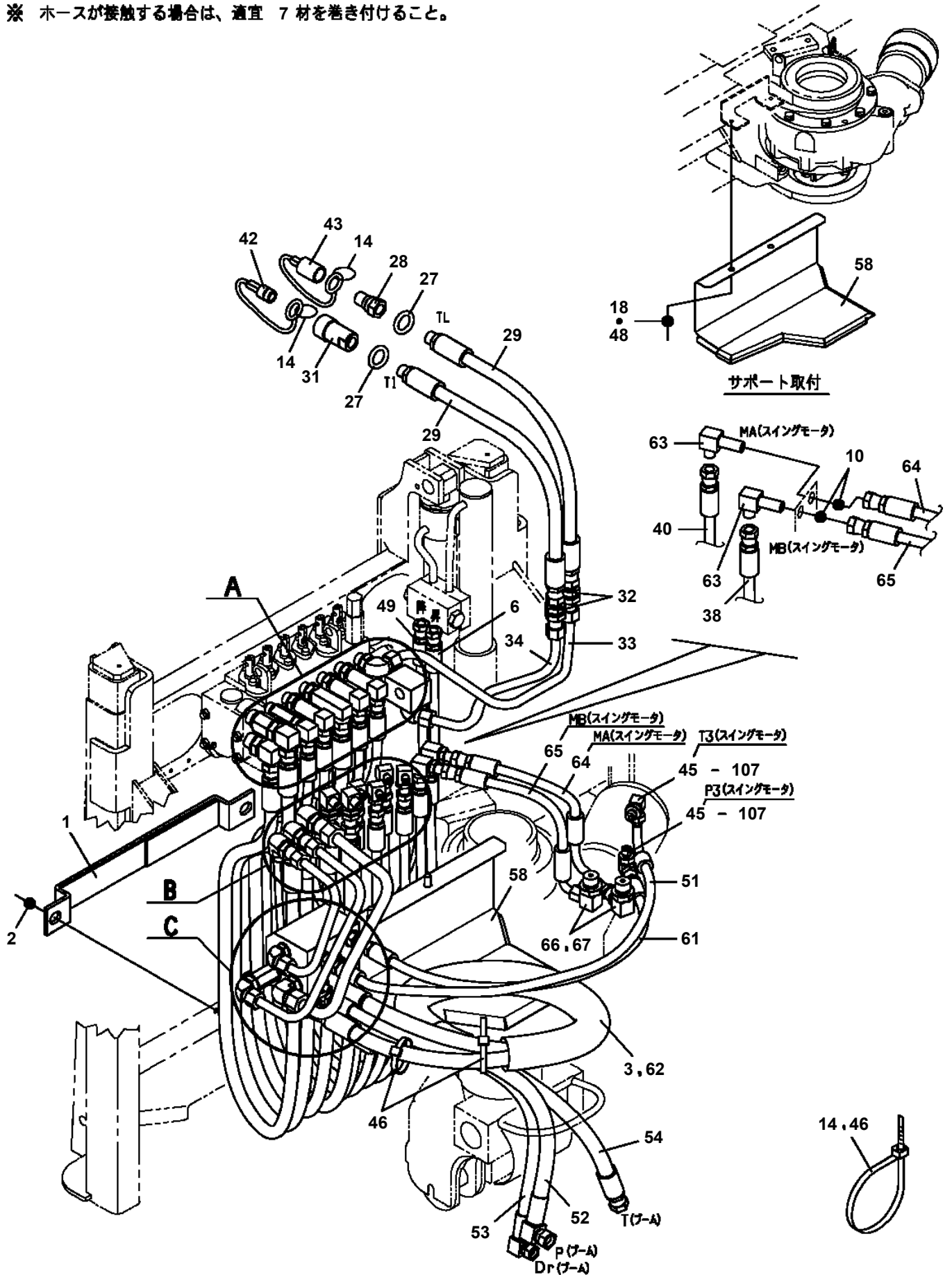
A

AT-146-4A 43011830350 UPPER, LOWER, HINO 2KG-XZU600F
 PP6010386-01 PIPING ASSY (BOOSTER)

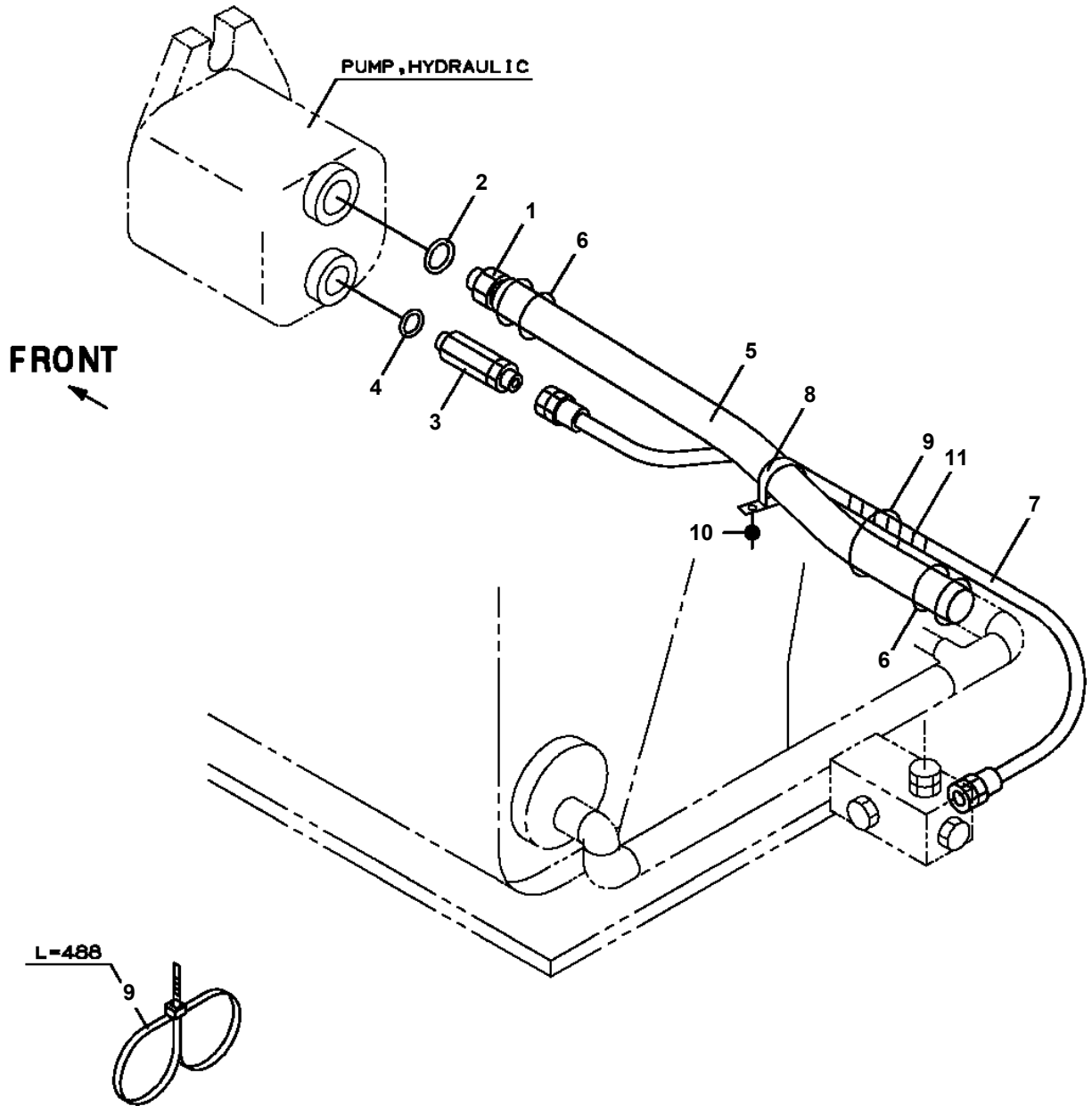


**AT-146-4A 43011830350 UPPER, LOWER, HINO 2KG-XZU600F
PP6080014-02 PIPING ASSY, BUCKET**

※ ホースが接触する場合は、適宜 7 材を巻き付けること。



AT-146-4A 43011830350 UPPER, LOWER, HINO 2KG-XZU600F
PP6210012-00 PIPING ASSY, MOUNTING



**AT-146-4A 43011830350 UPPER, LOWER, HINO 2KG-XZU600F
PS5080008-00 SELECTOR ASSY,BOOSTER (AIR,40T,HIGH PRESSURE,SANWA)**

セレクトアASSY,ブースタ (エア,40T,カリホジ ツキ)
SELECTOR ASSY,BOOSTER (AIR,40T,TEMPORARY HOLD)

昇降ハケット仕様,高圧切換付,エア操作,40t、仮保持付

指示番号 KEY NO.	部品名称 PART NAME	備考 REMARK
1	ブースタASSY BOOSTER ASSY	
2	ハイセンASSY ELEC.ASSY	
3	ハイカンASSY PIPING ASSY	

適用製造番号によっては取り付けがないものもあります。

MACHINES OF SOME SERIAL NO. ARE NOT EQUIPPED WITH THESE PARTS.

**AT-146-4A 43011830350 UPPER, LOWER, HINO 2KG-XZU600F
PS5080020-00 SELECTOR ASSY,BOOSTER (AIR,2 SYSTEM)**

セレクタASSY,ブースタ(エア,2ケイトウ)
SELECTOR ASSY,BOOSTER (AIR,2 SYSTEM)

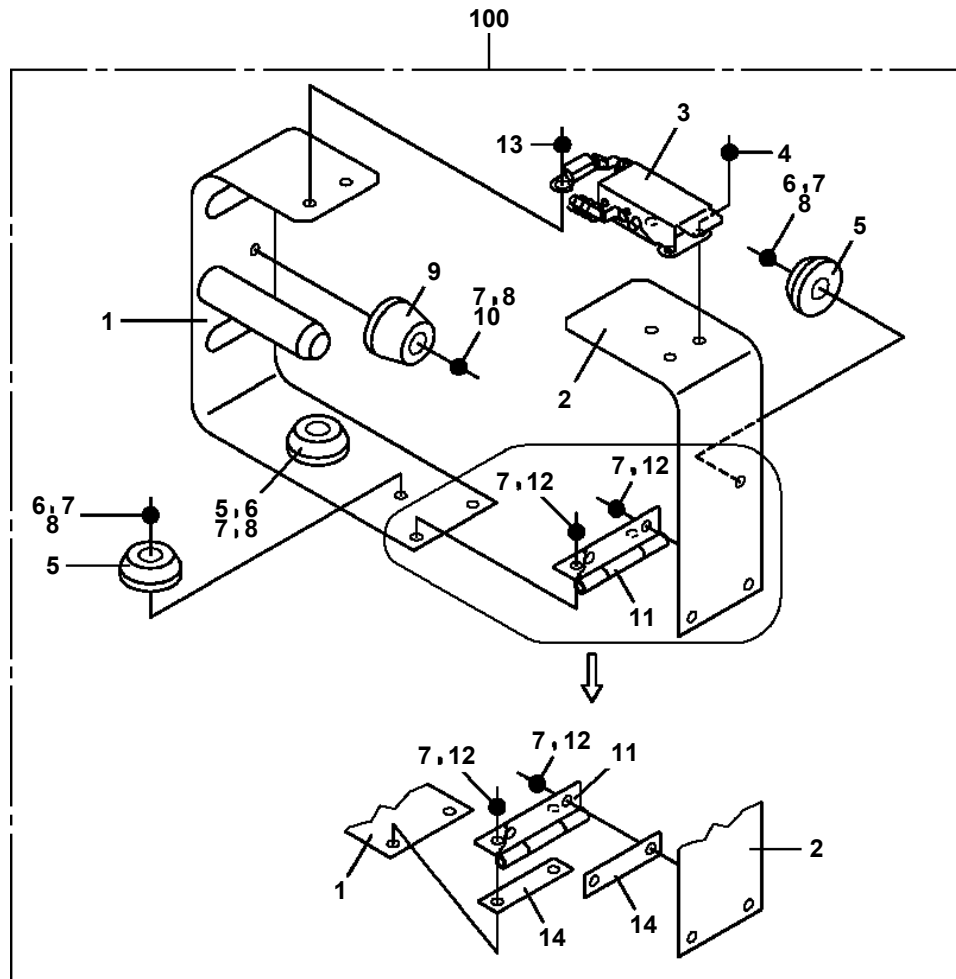
昇降バケット仕様・高圧切替付・エア操作(2系統)

符号	日本語名称	英語名称	備考
1	ブースタASSY	BOOSTER ASSY	
2	ハイセンASSY (ブースタ)	ELEC.ASSY	
3	ハイカンASSY (ブースタ)	PIPING ASSY	

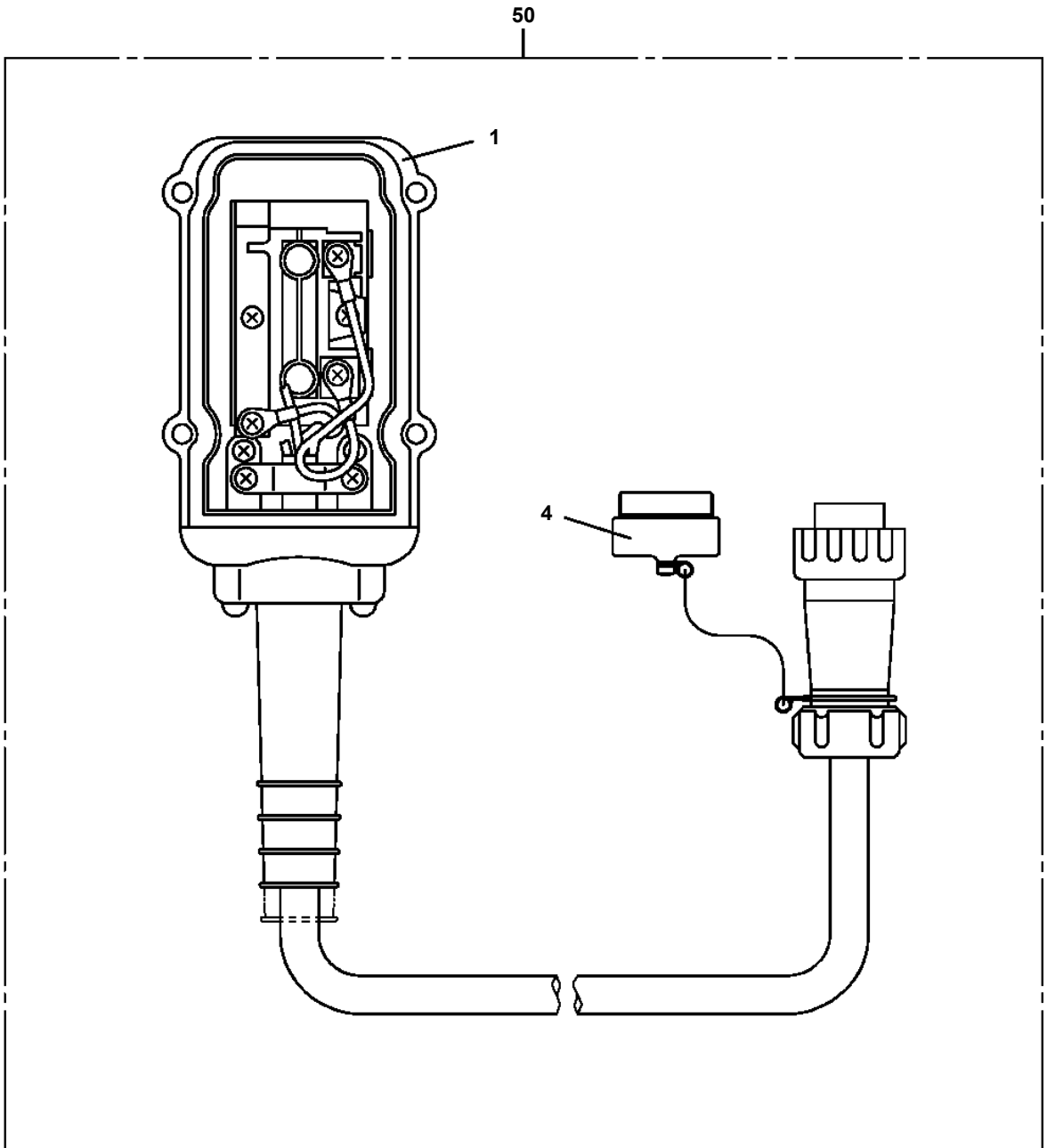
適用製造番号によっては取り付けがないものもあります。

MACHINES OF SOME SERIAL NO. ARE NOT EQUIPPED WITH THESE PARTS.

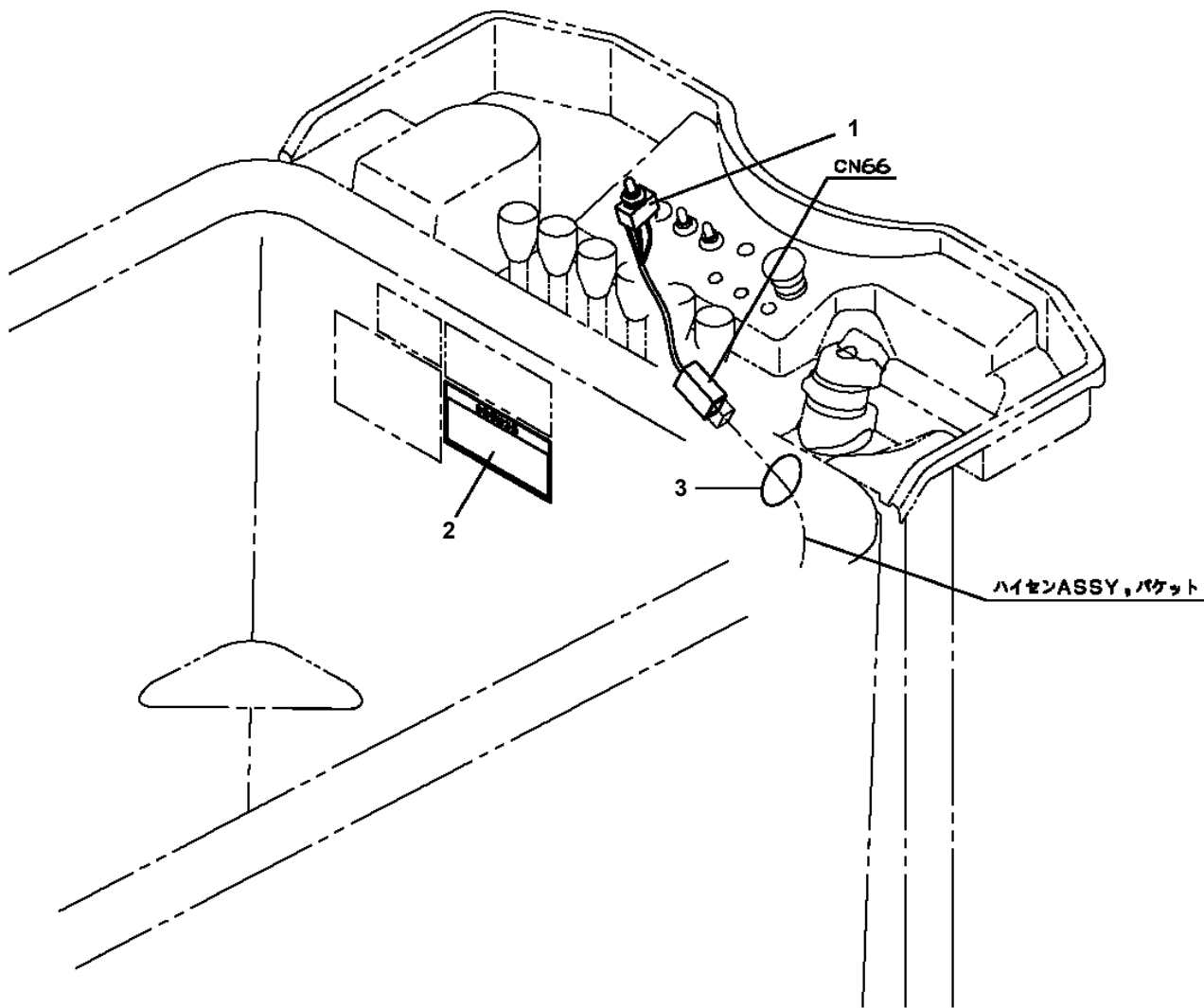
AT-146-4A 43011830350 UPPER, LOWER, HINO 2KG-XZU600F
PS5420154-01 SUPPORT ASSY



**AT-146-4A 43011830350 UPPER, LOWER, HINO 2KG-XZU600F
PS5530103-00 SWITCH ASSY (3M,ELECTLIC BOOSTER REMOCON)**

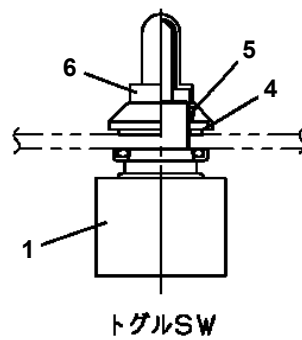


AT-146-4A 43011830350 UPPER, LOWER, HINO 2KG-XZU600F
 PS5530372-00 SWITCH ASSY (AUTOMATIC STOWING)

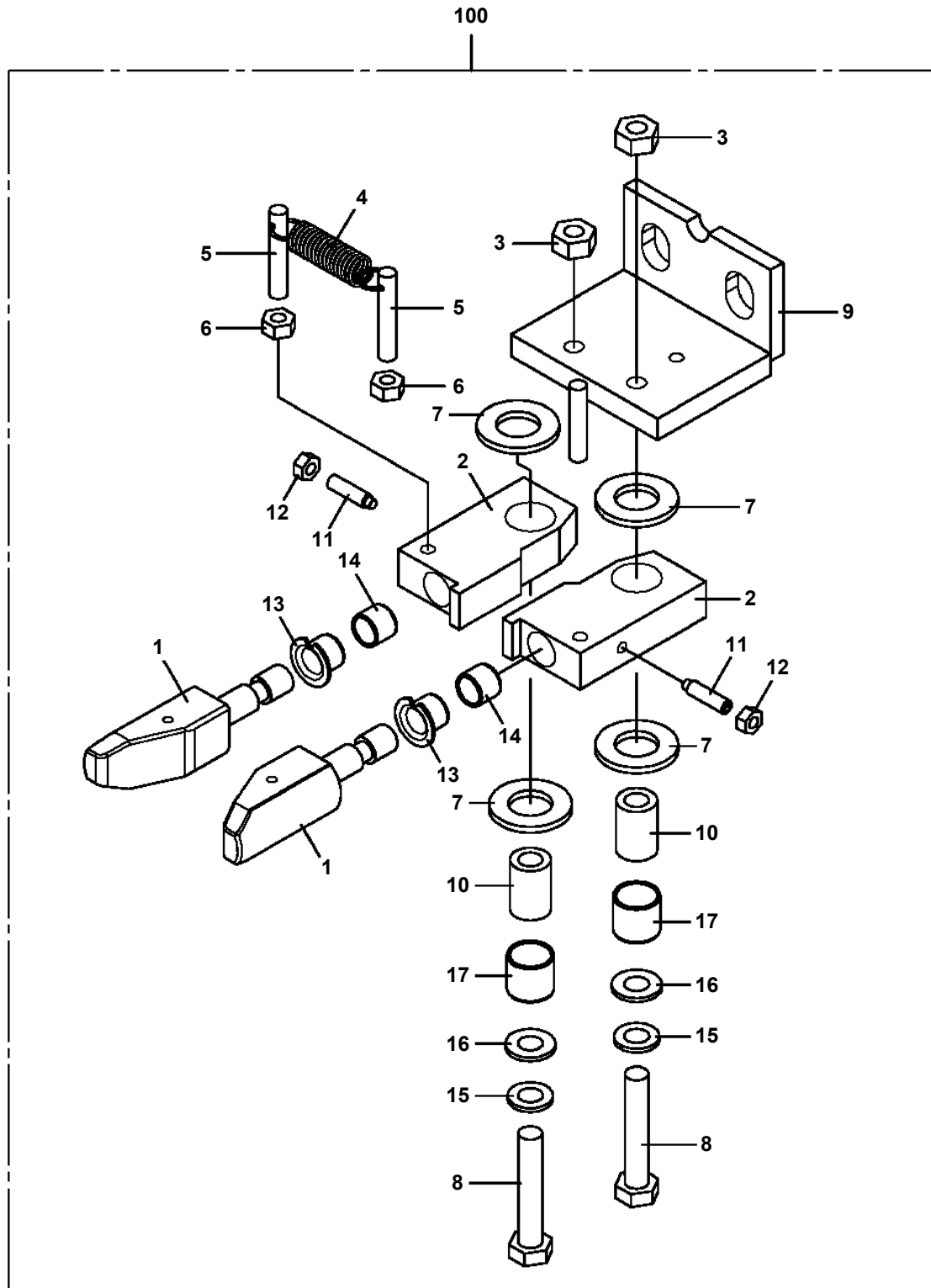


2

自動格納方法
自動格納スイッチをONに保持してください。 格納、(戻こし)、取皿、伏せの時にブームが格納 されます。 注：戻り角が格納位置に近い場合、一旦格納方向と逆の 方向に制御した後、格納方向に制御します。



AT-146-4A 43011830350 UPPER, LOWER, HINO 2KG-XZU600F
PT5170006-00 TERMINAL ASSY



AT-146-4A 43011830350 UPPER, LOWER, HINO 2KG-XZU600F

Pos No.	Parts No	Parts Name	Qty	Unit	Technical Data	Serial No (Start)	Serial No (End)	R
1	91002801400	O-RING	2		1B P14			
100	36606450000	VALVE ASSY,COUNTERBALANCE	1					

AT-146-4A 43011830350 UPPER, LOWER, HINO 2KG-XZU600F

Pos No.	Parts No	Parts Name	Qty	Unit	Technical Data	Serial No (Start)	Serial No (End)
1	(*****)	VIEW SYSTEM (MONITOR)	1				
2	(*****)	PARTS ASSY,ELECTRICITY (CAMERA)	1				

AT-146-4A 43011830350 UPPER, LOWER, HINO 2KG-XZU600F

Pos No.	Parts No	Parts Name	Qty	Unit	Technical Data	Serial No (Start)	Serial No (End)	Remarks
1	91991601013	ACCESSORIES (WRENCH)	1					

AT-146-4A 43011830350 UPPER, LOWER, HINO 2KG-XZU600F

Pos No.	Parts No	Parts Name	Qty	Unit	Technical Data	Serial No (Start)	Serial No (End)	Remarks	Pages
1	36073820000	WINCH	1						000091
2	42312495100	SUPPORT	1						
3	42312495200	SUPPORT	1						
4	42310951020	JOINT	1						
5	80320030050	FITTING,ELBOW	1		KLE10-020N				
6	42310951300	PIN	1						
7	37002600400	WEDGE	1						
8	90180212020	BOLT,BUTTON	6		M12X20				
9	90302041201	WASHER,SPRING	6		12				
10	90101210016	BOLT	4		M10X16				
11	90302041001	WASHER,SPRING	4		10				
12	90101208018	BOLT	6		M8X18				
13	90302040801	WASHER,SPRING	6		8				
14	80400160128	JOINT	2		S,G3/8-G1/4				
15	91002801400	O-RING	2		1B P14				

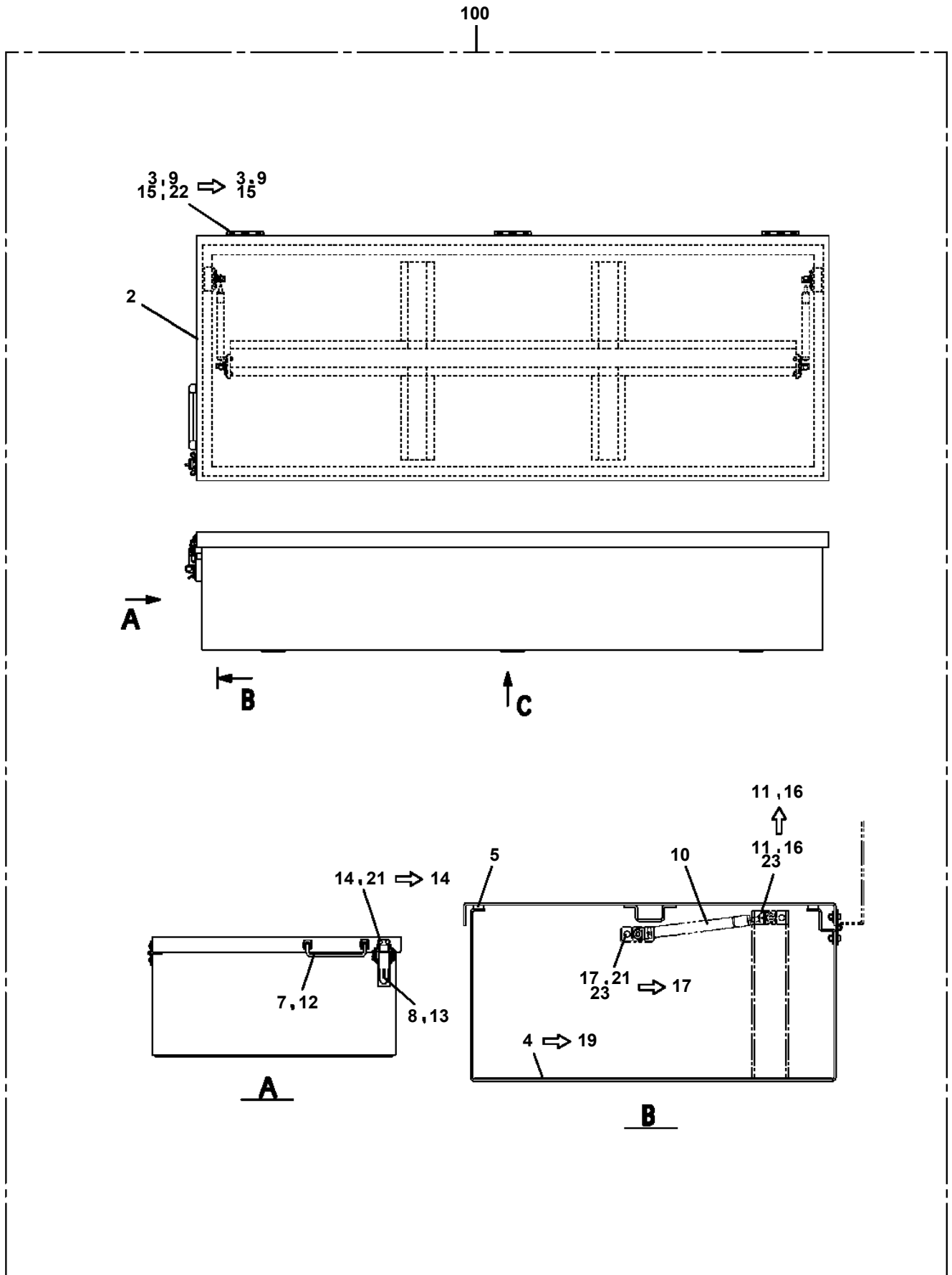
AT-146-4A 43011830350 UPPER, LOWER, HINO 2KG-XZU600F

Pos No.	Parts No	Parts Name	Qty	Unit	Technical Data	Serial No (Start)	Serial No (End)
1	42731680000	WOOD BLOCK (WITH RUBBER,T=80)	1				

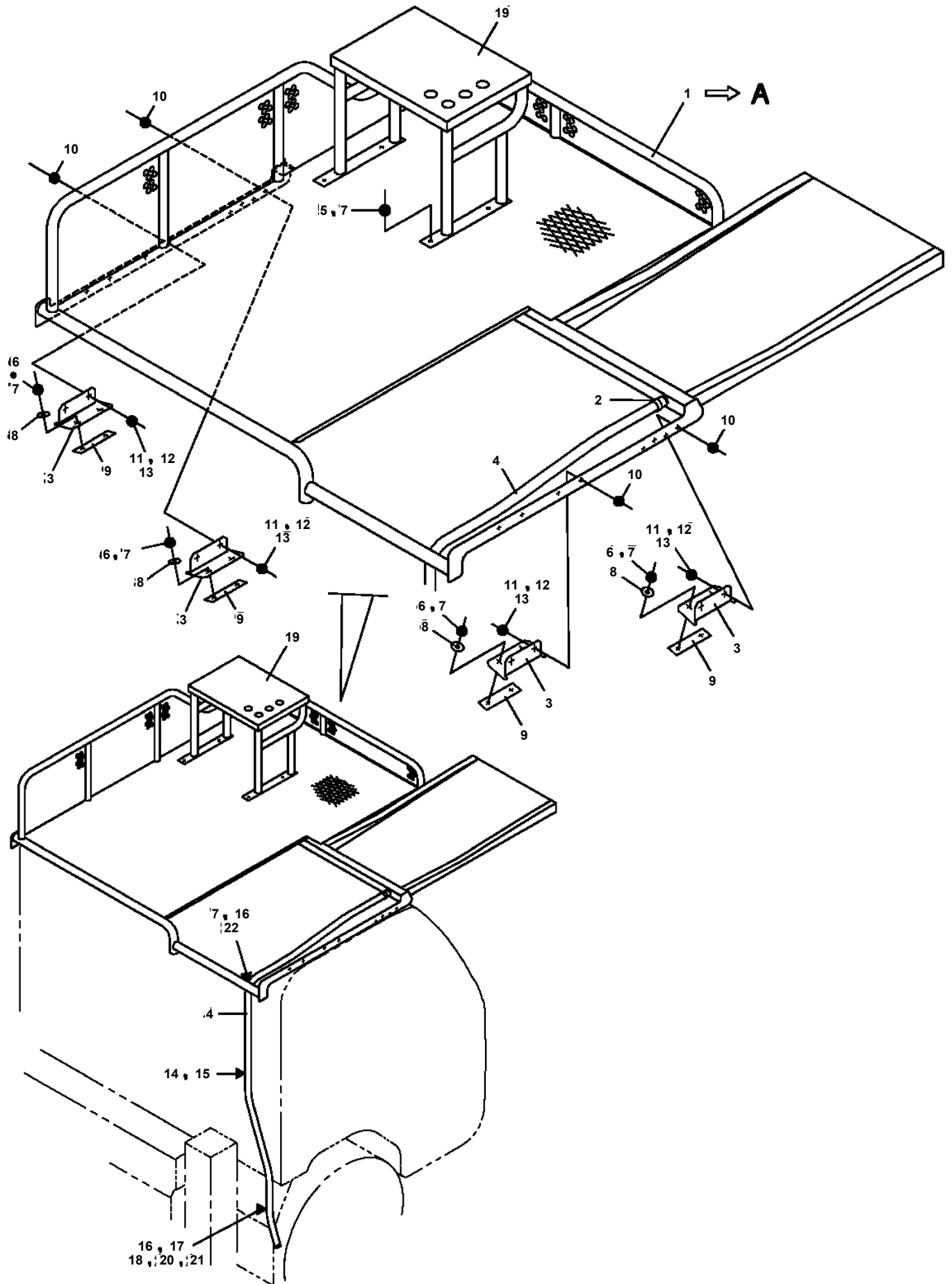
AT-146-4A 43011830350 UPPER, LOWER, HINO 2KG-XZU600F

Pos No.	Parts No	Parts Name	Qty	Unit	Technical Data	Serial No (Start)	S
1	42971851000	WOOD BLOCK (KANSAI DENRYOKU/DETACHABLE)	1				

AT-146-4A 43011830350 UPPER, LOWER, HINO 2KG-XZU600F
PX1350599-02 BOX, TOOL



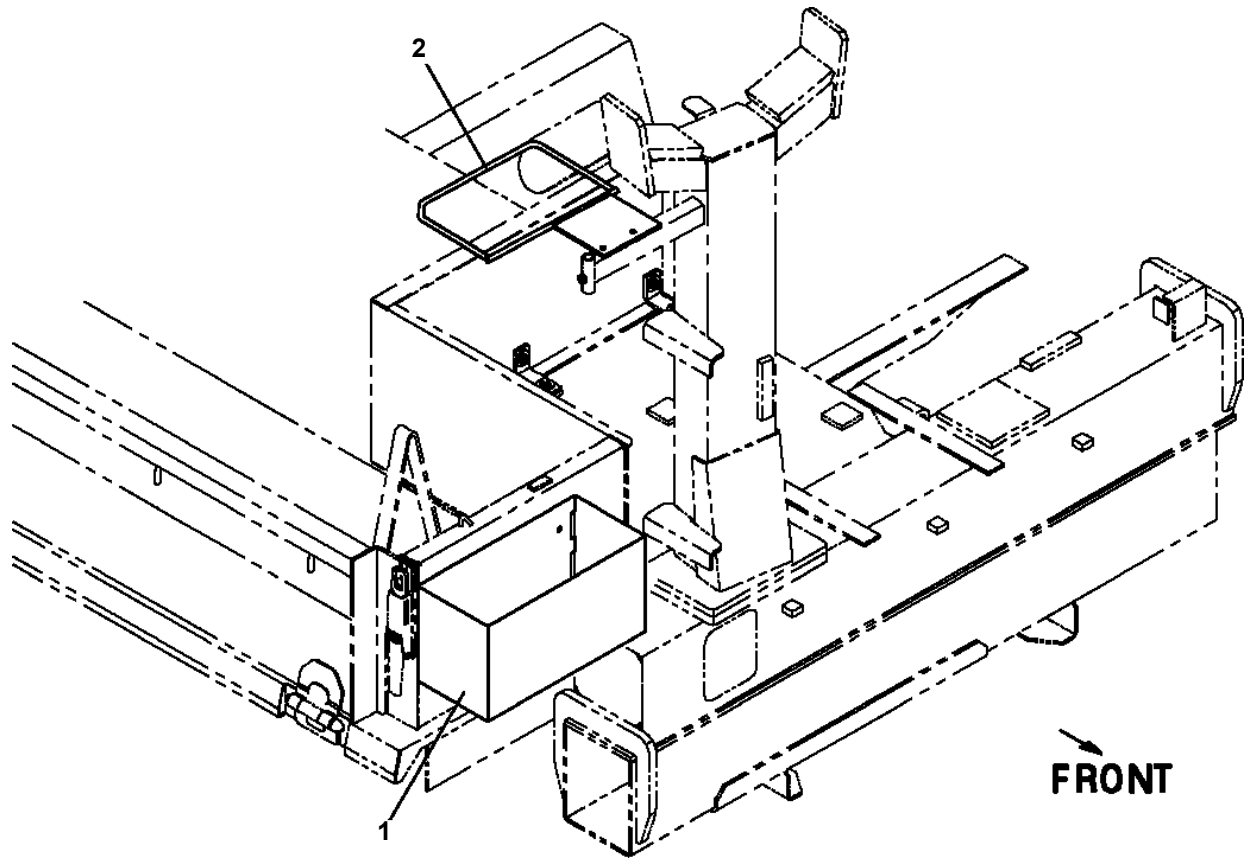
AT-146-4A 43011830350 UPPER, LOWER, HINO 2KG-XZU600F
PX1370255-01 GUARD,CAB



AT-146-4A 43011830350 UPPER, LOWER, HINO 2KG-XZU600F

Pos No.	Parts No	Parts Name	Qty	Unit	Technical Data	Serial No (Start)	Serial No (End)	Remarks	Pages
1	42699571001	FENDER	1						
2	42990601000	FENDER	1						
3	42699570100	SUPPORT	1						
4	42699570200	SUPPORT	1						
5	90101208012	BOLT	4		M8X12				
6	90302040801	WASHER,SPRING	4		8				
8	90190210030	BOLT	2		M10X30				
9	37000547660	PLATE	4		T=2.3				

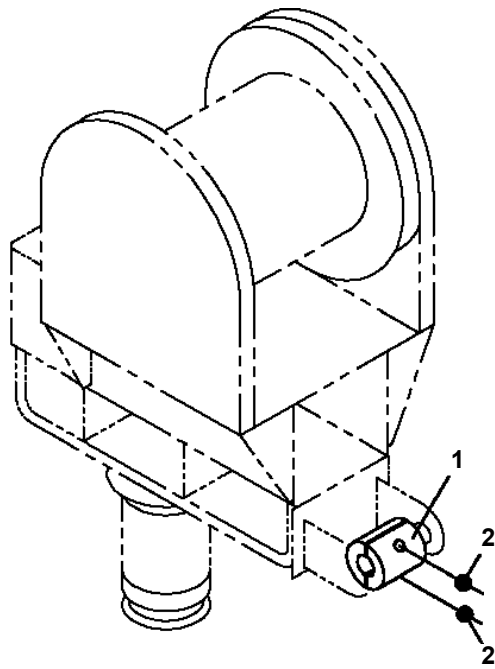
**AT-146-4A 43011830350 UPPER, LOWER, HINO 2KG-XZU600F
PX5010655-00 MOUNT ASSY (SAFETY CONE SUPPORT)**



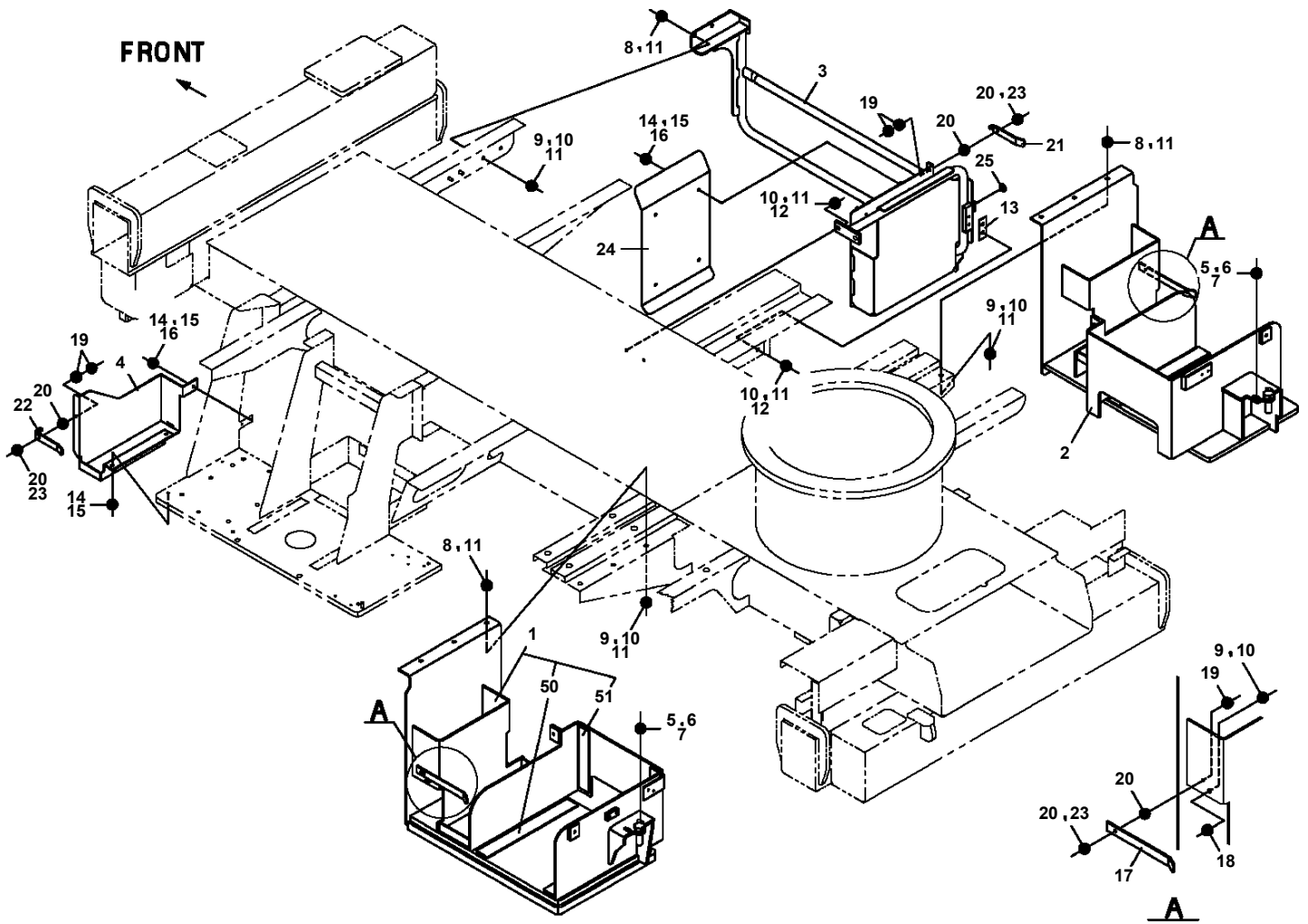
AT-146-4A 43011830350 UPPER, LOWER, HINO 2KG-XZU600F

Pos No.	Parts No	Parts Name	Qty	Unit	Technical Data	Serial No (Start)	Serial No (End)	Remarks	Pages
2	42875100300	PLATE,SLIDE	2						
3	90171114035	BOLT	4		M14X35				
4	90302041401	WASHER,SPRING	4		14				
5	90180208020	BOLT,BUTTON	8		M8X20				
6	90303070801	WASHER,PLAIN	8		8				
7	42876031001	SUPPORT ASSY	1						
8	82401800080	PLUG (FOR M8)	4						

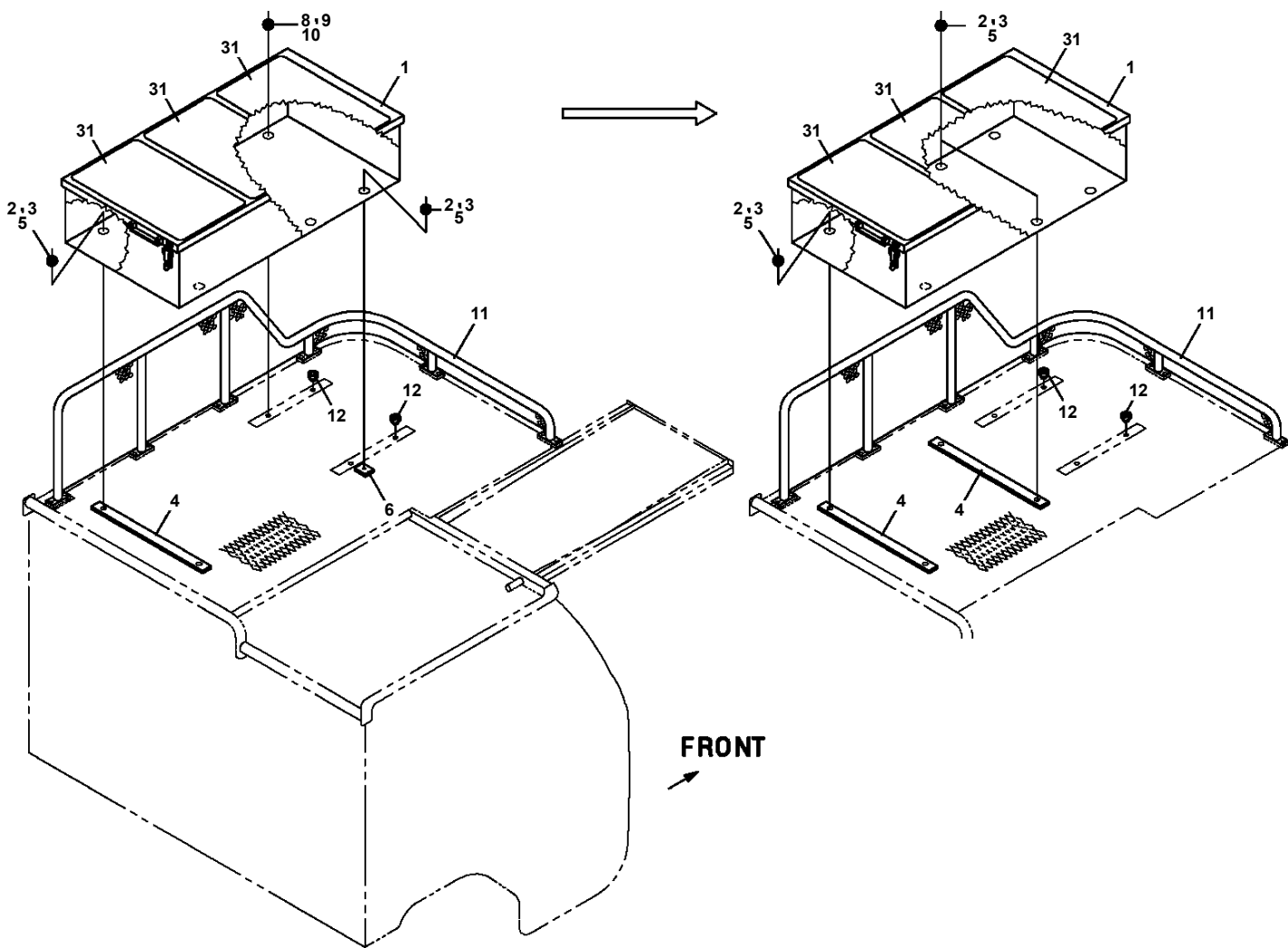
**AT-146-4A 43011830350 UPPER, LOWER, HINO 2KG-XZU600F
PX5430020-00 MOUNT ASSY, GUARD (WITH JIB STOWING FUNCTION)**



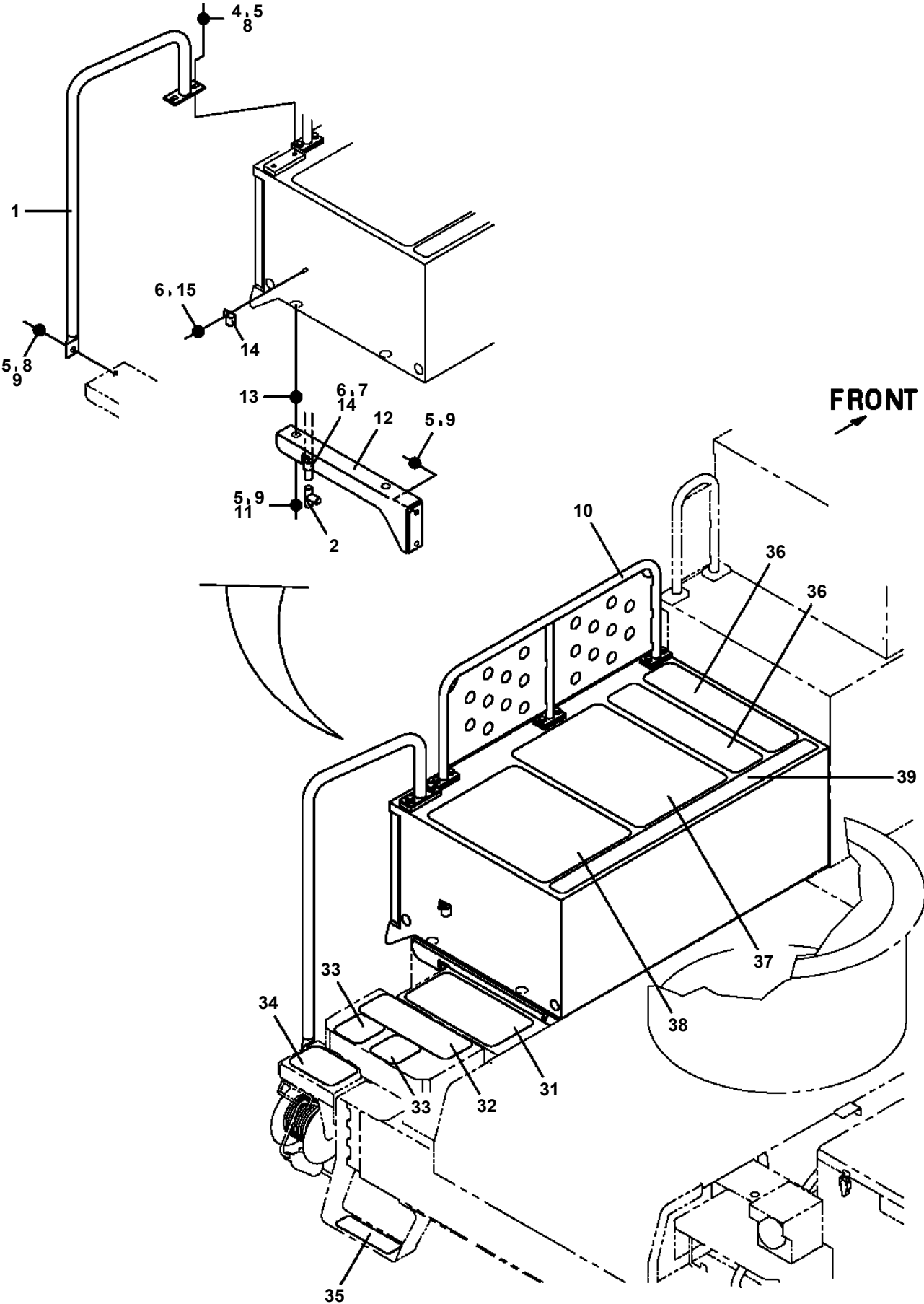
AT-146-4A 43011830350 UPPER, LOWER, HINO 2KG-XZU600F
PX5650133-00 MOUNT ASSY,SIDE GUARD (B SPEC.)



**AT-146-4A 43011830350 UPPER, LOWER, HINO 2KG-XZU600F
PX5780239-01 MOUNT ASSY, TOOL BOX (DECK ON CAB,W/JK)**

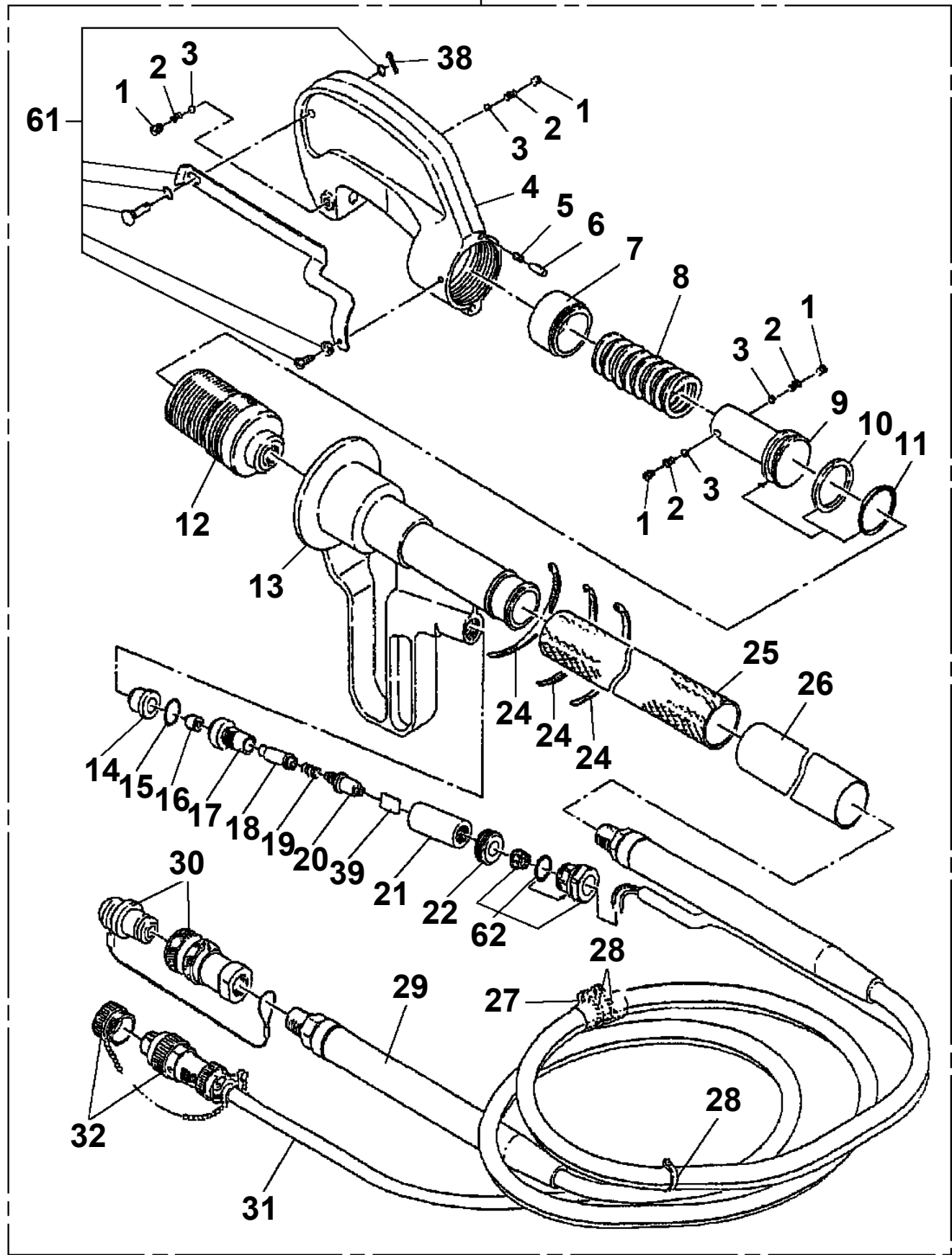


**AT-146-4A 43011830350 UPPER, LOWER, HINO 2KG-XZU600F
PX5780613-00 MOUNT ASSY, TOOL BOX (LEFT/REAR:1-DECK+HANDRAIL)**



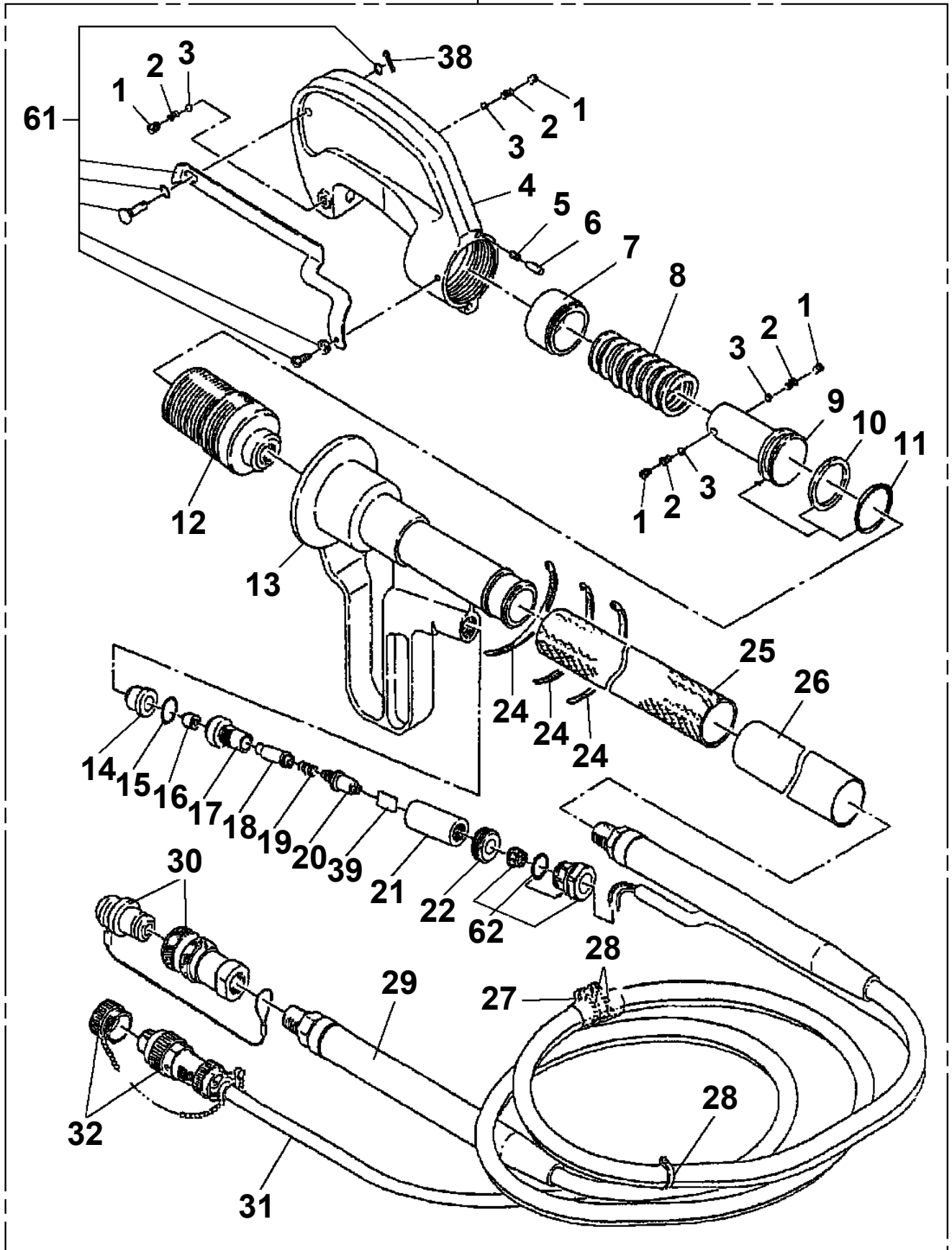
AT-146-4A 43011830350 UPPER, LOWER, HINO 2KG-XZU600F
PY1050001-01 CLAMP HEAD (IZUMI 8TON,2.5M)

100

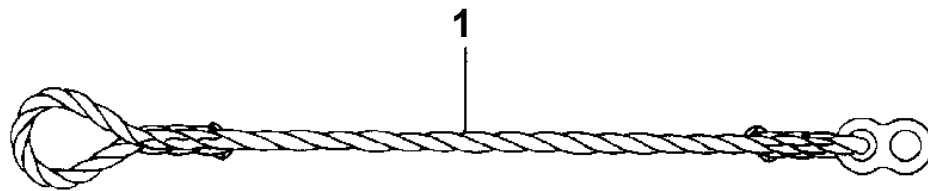


AT-146-4A 43011830350 UPPER, LOWER, HINO 2KG-XZU600F
PY1050010-00 CLAMP HEAD (IZUMI 8TON,2.5M/YONDENKOU)

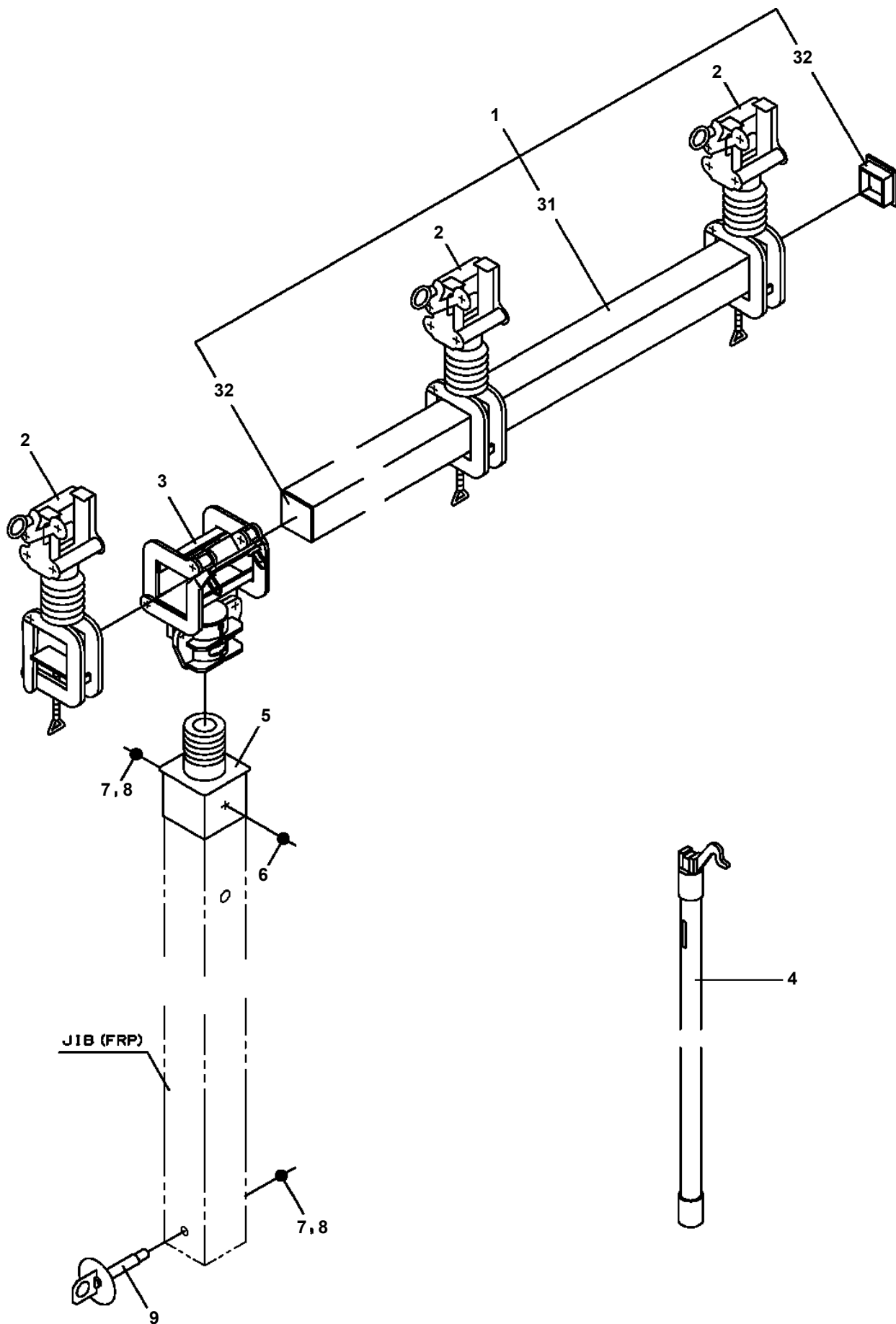
100



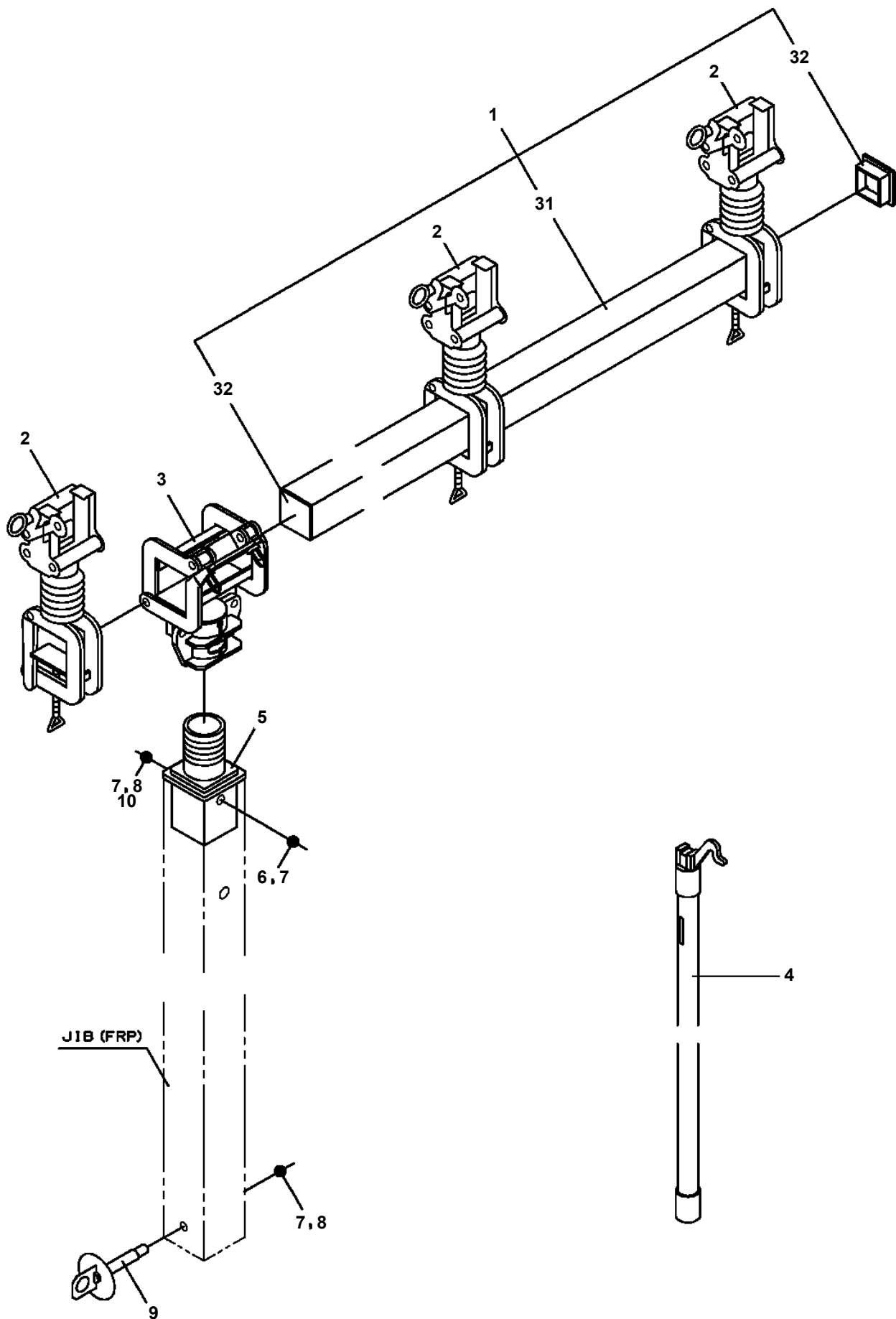
**AT-146-4A 43011830350 UPPER, LOWER, HINO 2KG-XZU600F
PY1070000-00 ROPE (SAFETY, YELLOW:TD-TYPE)**



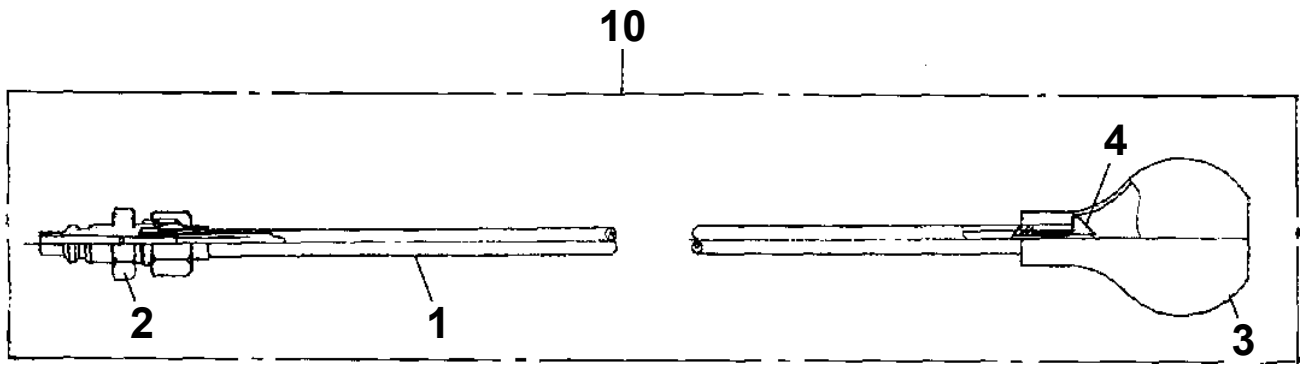
AT-146-4A 43011830350 UPPER, LOWER, HINO 2KG-XZU600F
PY1080032-00 ARM



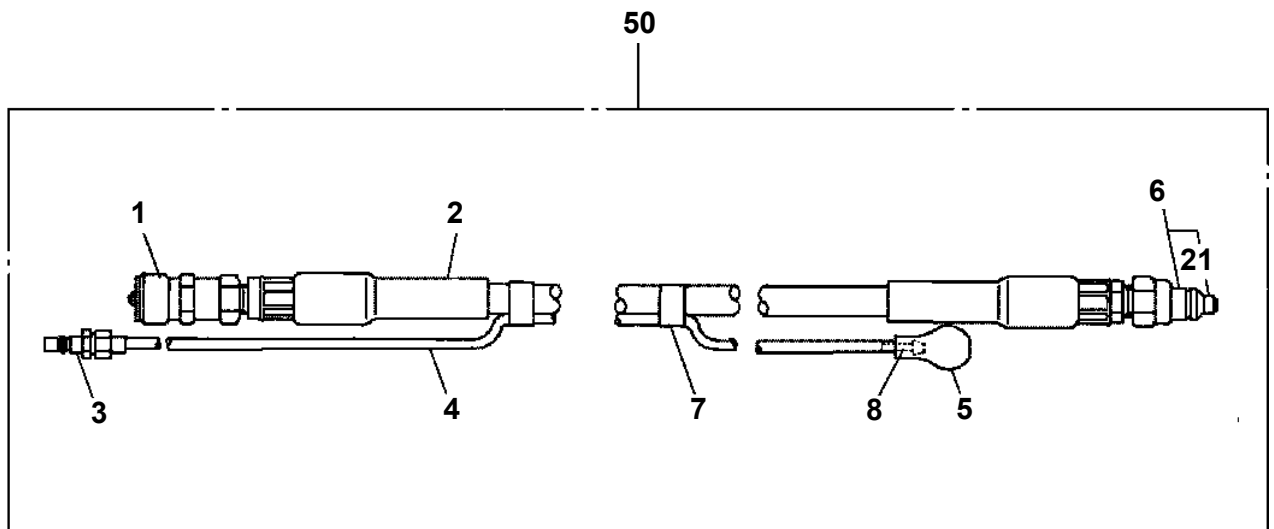
AT-146-4A 43011830350 UPPER, LOWER, HINO 2KG-XZU600F
PY1080037-00 ARM (HOLDER WITH INSULATOR, FOUR FACE ROLLER, HOT STICK



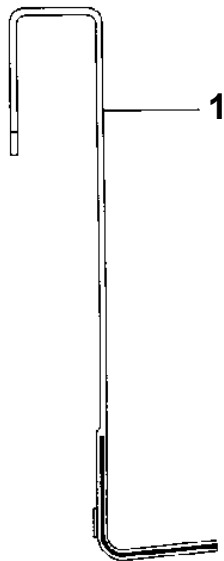
**AT-146-4A 43011830350 UPPER, LOWER, HINO 2KG-XZU600F
PY1590005-01 HOSE,BOOSTER (SMALL,WITH AIR BALLOON)**



**AT-146-4A 43011830350 UPPER, LOWER, HINO 2KG-XZU600F
PY1590012-00 HOSE,BOOSTER (WITH AIR BALLOON,5M)**



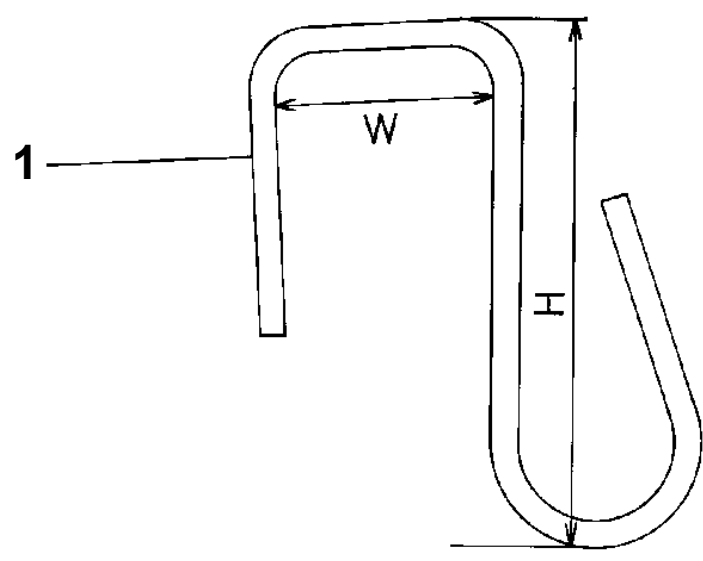
**AT-146-4A 43011830350 UPPER, LOWER, HINO 2KG-XZU600F
PY1760001-00 STEP, BUCKET**



AT-146-4A 43011830350 UPPER, LOWER, HINO 2KG-XZU600F
PY1790001-00 HANGER (FOR BUCKET)

Assembly Name HANGER

1117 0001 00



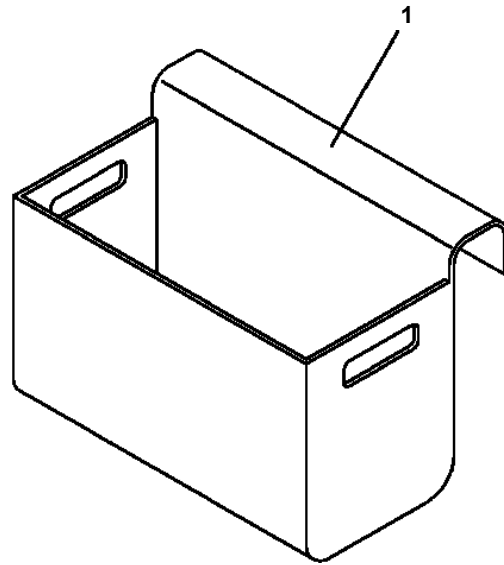
AT-146-4A 43011830350 UPPER, LOWER, HINO 2KG-XZU600F
 PY2000268-04 OPTION UNIT,2 (UPPER)

NO.	部品名称/PART NAME	備考/REMARK
37	アーム ARM	碇子付ホルダ ホットスチック無
38	アーム ARM	碇子なしホルダ 樹脂製ローラ仕様 ホットスティック付
39	アーム ARM	碇子なしホルダ 樹脂製ローラ仕様 ホットスチック無
40	アーム,アタッチメント ARM,ATTACHMENT	活線仮アーム用L型金物 垂直装柱用リンク付
41	アーム ARM	碇子付ホルダ,ジブ固定ピン検出対応 ホットスティック付
42	アーム ARM	AT-145-2用切込みFRPジブ用 碇子付ホルダ,ホットスティック付
43	アームASSY ARM ASSY	九電工用(アイチ仮支持装置用) 仮アーム+四面ローラ
44	ホットスティック HOT STICK	
45	リンク LINK	四国電力向け アームASSY(垂直装柱用リンク)
46	ロープ ROPE	1.5m,フック付 φ10
47	ロープ ROPE	0.5m,8字環付 φ10
48	ロープ ROPE	0.5m,8字型環付 φ14
49	ロープ ROPE	0.5m,8字環、穴径φ24
50	ロープ ROPE	東京電力仕様金具付0.5m
51	ハンカ HANGER	バケット用物吊り φ13
52	ハンカ HANGER	バケット物吊り φ20
53	ハンカ HANGER	バケット用物吊り(FRP)外吊り用

適用製造番号によっては取り付けがないものもあります。

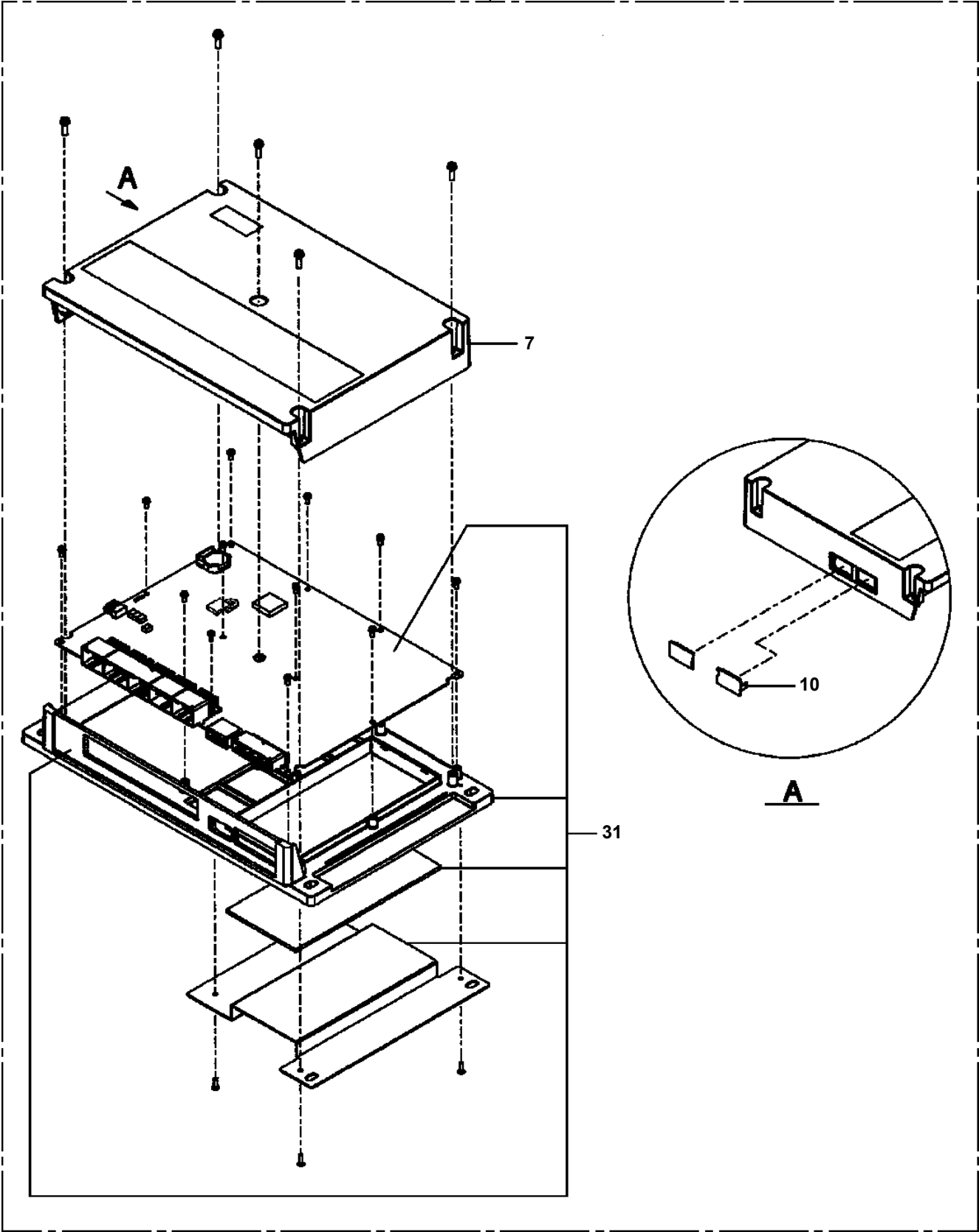
MACHINES OF SOME SERIAL NO. ARE NOT EQUIPPED WITH THESE PARTS.

AT-146-4A 43011830350 UPPER, LOWER, HINO 2KG-XZU600F
PY2120005-00 BOX,TOOL (FOR BUCKET,FRP)



AT-146-4A 43011830350 UPPER, LOWER, HINO 2KG-XZU600F
PY5310010-00 AUTOMATIC MOTION CONTROLLER

100



AT-146-4A 43011830350 UPPER, LOWER, HINO 2KG-XZU600F
PZ0000000-00 SWITCH ASSY (5M,ELEC. BOOSTER REMOCON,SANWA,KASUGA)

販売部品 検討中につき、イラストはありません。

Parts for sale : Under consideration now.
Therefore not illustrated.

**AT-146-4A 43011830350 UPPER, LOWER, HINO 2KG-XZU600F
PZ0000000-00 MOUNT ASSY,FRAME**

販売部品 検討中につき、イラストはありません。

**Parts for sale : Under consideration now.
Therefore not illustrated.**

CLICK HERE TO **DOWNLOAD** THE COMPLETE MANUAL

- Thank you very much for reading the preview of the manual.
- You can download the complete manual from: www.heydownloads.com by clicking the link below



- Please note: If there is no response to CLICKING the link, please download this PDF first and then click on it.

CLICK HERE TO **DOWNLOAD** THE COMPLETE MANUAL