

All rights reserved by **CNHi**.

The information contained in this catalogue is intended to be of a general nature only. **CNHi** may at any time and from time to time, for technical or other necessary reasons, modify any of the details or specifications of the product described in this catalogue.

To be sure of getting accurate, detailed and up-to-date information, an intending buyer should consult his nearest **CNHi** dealer or distributor.

Single item numeration method used in this catalogue may not be used without written consent from **CNHi**.

CLICK HERE TO **DOWNLOAD** THE COMPLETE MANUAL

- Thank you very much for reading the preview of the manual.
- You can download the complete manual from: www.heydownloads.com by clicking the link below



- Please note: If there is no response to CLICKING the link, please download this PDF first and then click on it.

CLICK HERE TO **DOWNLOAD** THE COMPLETE MANUAL

TABLE OF CONTENTS

09-15	COUPLER, HYDRAULIC - Z-BAR - JRB
09-16	COUPLER, HYDRAULIC - Z-BAR - CNH
09-17	COUPLER, HYDRAULIC - XT - ACS
09-18	COUPLER, HYDRAULIC - XT - JRB
09-19	COUPLER, HYDRAULIC - XT - CNH
09-20	FRAME, FRONT- Z-BAR
09-21	FRAME, FRONT- XT
09-22	FRAME, REAR
09-23	FRAME, REAR - PIVOT
09-24	FRAME, REAR - PLATE, SKID
09-25	FRAME, REAR - COVERS
09-26	HOOD
09-26A	HOOD - NOISE CONTROL
09-27	HOOD - GRILLE
09-28	SCREEN, TOP - COMMODITY KING
09-29	COVERS - BATTERY BOX
09-30	FENDERS, FRONT - BSN N8F203756
09-31	FENDERS, FRONT - ASN N8F203756
09-32	FENDERS, REAR - STANDARD
09-33	FENDERS, REAR - WIDE
09-34	FENDERS, REAR - GUARD
09-35	FENDERS, REAR - SUPPORT
09-36	STEPS - LEFT
09-37	STEPS - RIGHT
09-38	COVERS - DRIVE BELT (WITH AIR CONDITIONING)
09-39	COVERS - DRIVE BELT (WITHOUT AIR CONDITIONING)
09-40	COVERS - CAB - WITHOUT AIR CONDITIONING
09-41	COVERS - CAB AND CANOPY, LOWER
09-42	SEAT - MOUNTING/SEAT BELTS
09-43	SEAT - VINYL - MOUNTING/SEAT BELTS
09-44	SEAT ASSY, MECHANICAL SUSPENSION
09-45	SEAT ASSY, MECHANICAL SUSPENSION
09-46	SEAT ASSY, MECHANICAL SUSPENSION - VINYL
09-47	SEAT ASSY, MECHANICAL SUSPENSION - VINYL

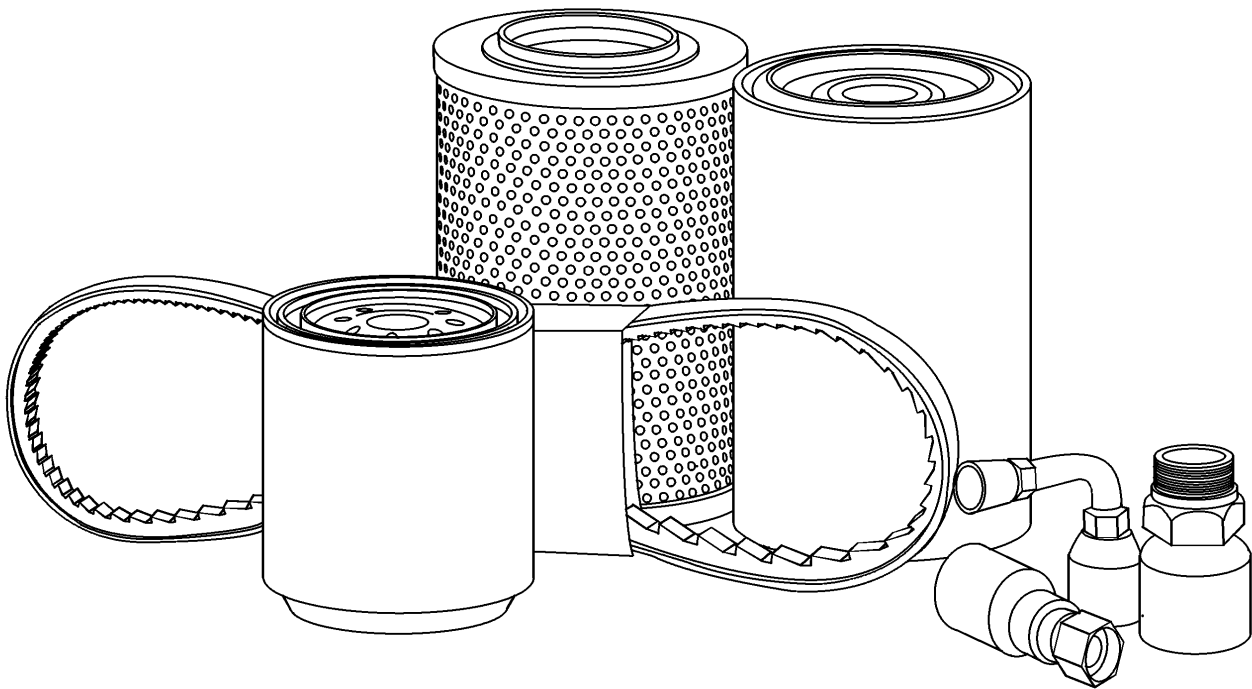
05.100.03

02

p1

7/2020

CAPACITIES

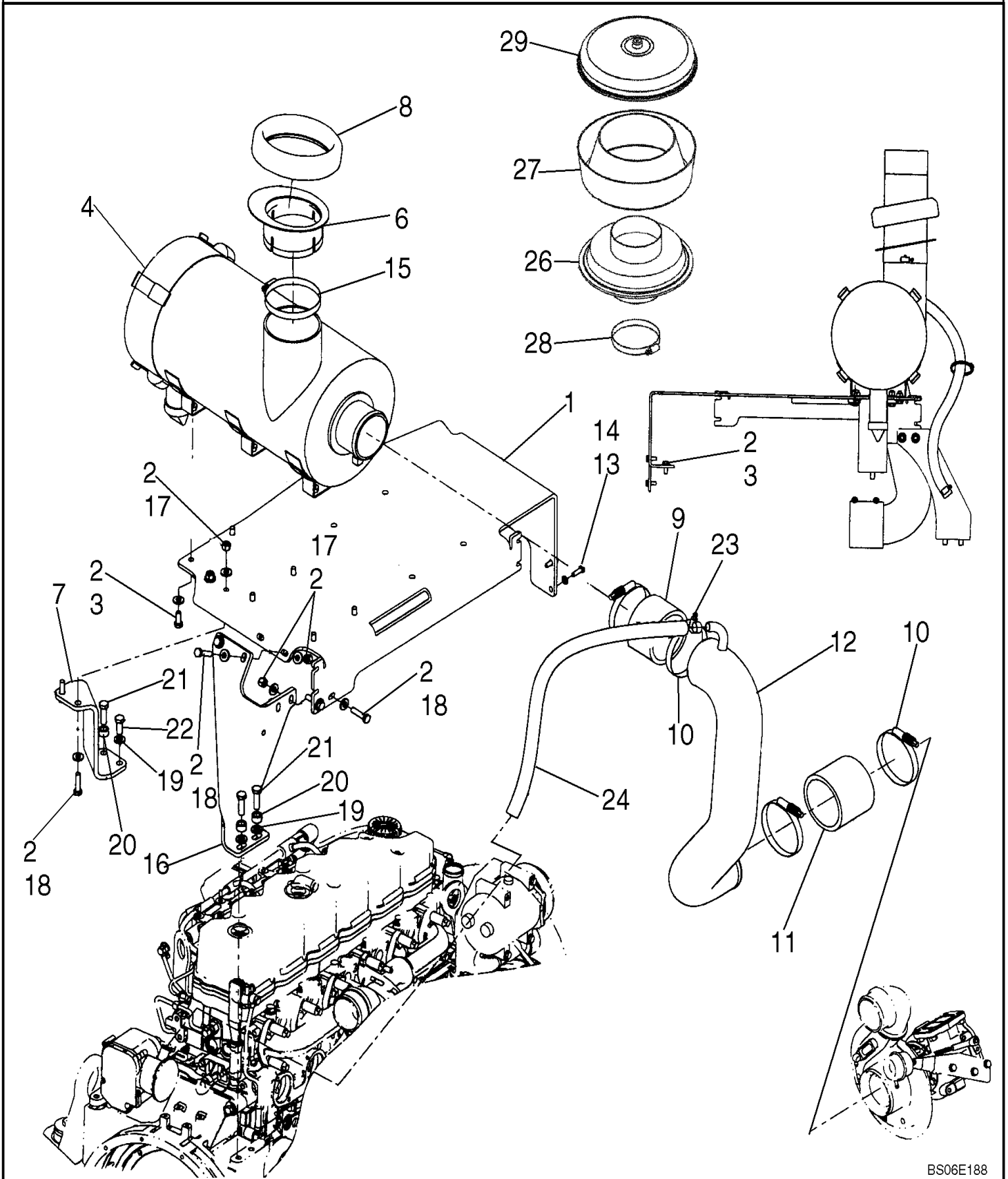


RADIATOR - MOUNTING

REF FN	PART NUMBER	YR/SN	QTY DESCRIPTION
34	627-8035		1 BOLT Hex, M8 x 1.25 x 35mm, Cl 10.9, Full Thd
35	217-402		1 HEX PLUG 1/8" - 27 NPTF If Used
36	A170241		1 RADIATOR CAP

721E-WHEEL LOADER TIER 3 (NA)

AIR CLEANER - AIR INTAKE PARTS

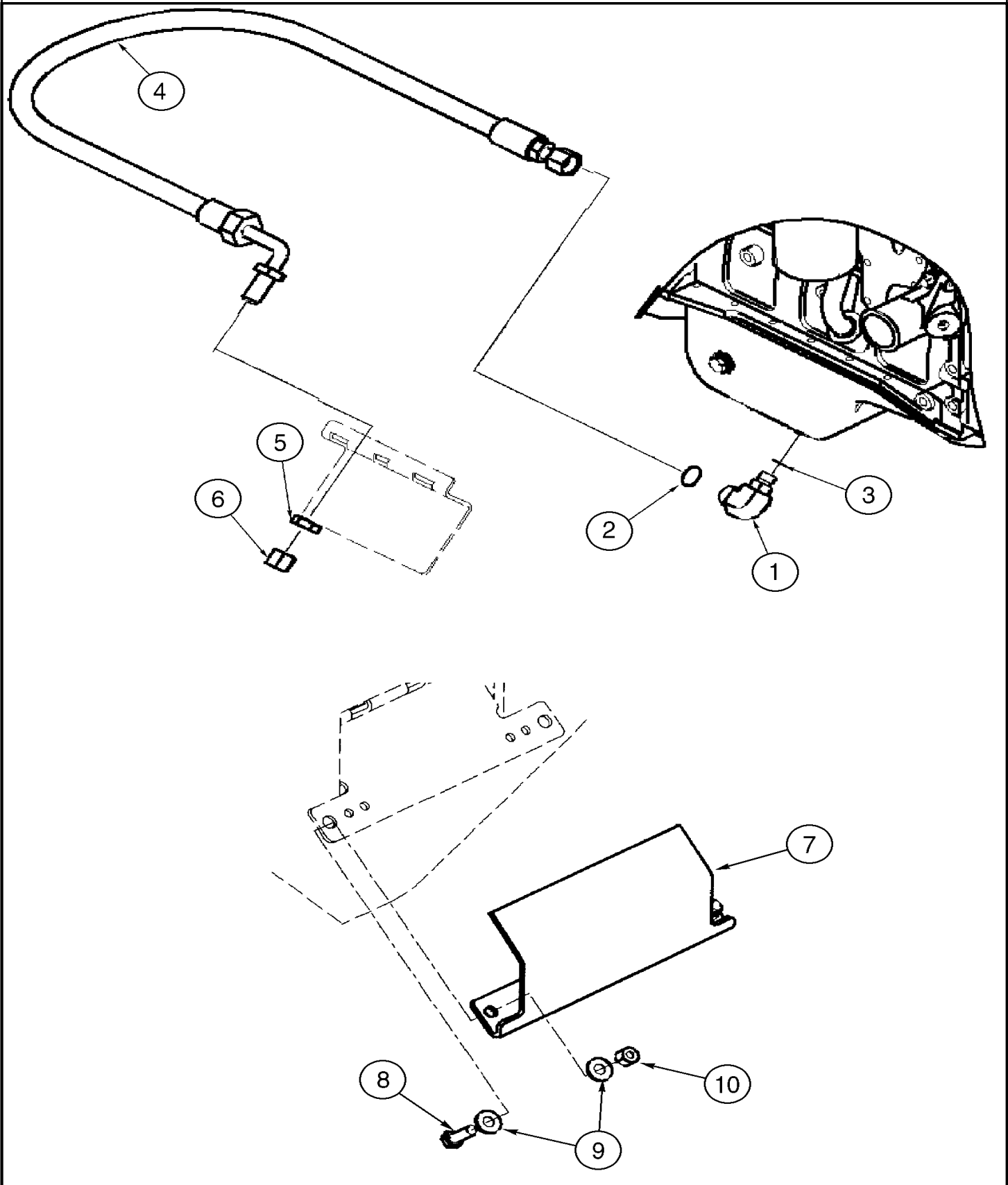


ENGINE

REF FN	PART NUMBER	YR/SN	QTY DESCRIPTION
1	47641739R		1 REMAN-BASIC ENGINE REMAN BASIC NEF 6.7L 6CYL 4V T3 6 Cylinder 6.7L Turbo, Tier III. Less Fuel System, Turbo, Starter, Alternator, Manifolds.
1	47641739C		1 CORE-BASIC ENGINE CORE BASIC NEF 6.7L 6CYL 4V T3 Return Number

721E-WHEEL LOADER TIER 3 (NA)

OIL PUMP, PAN - DRAIN LINE



02-19

p1

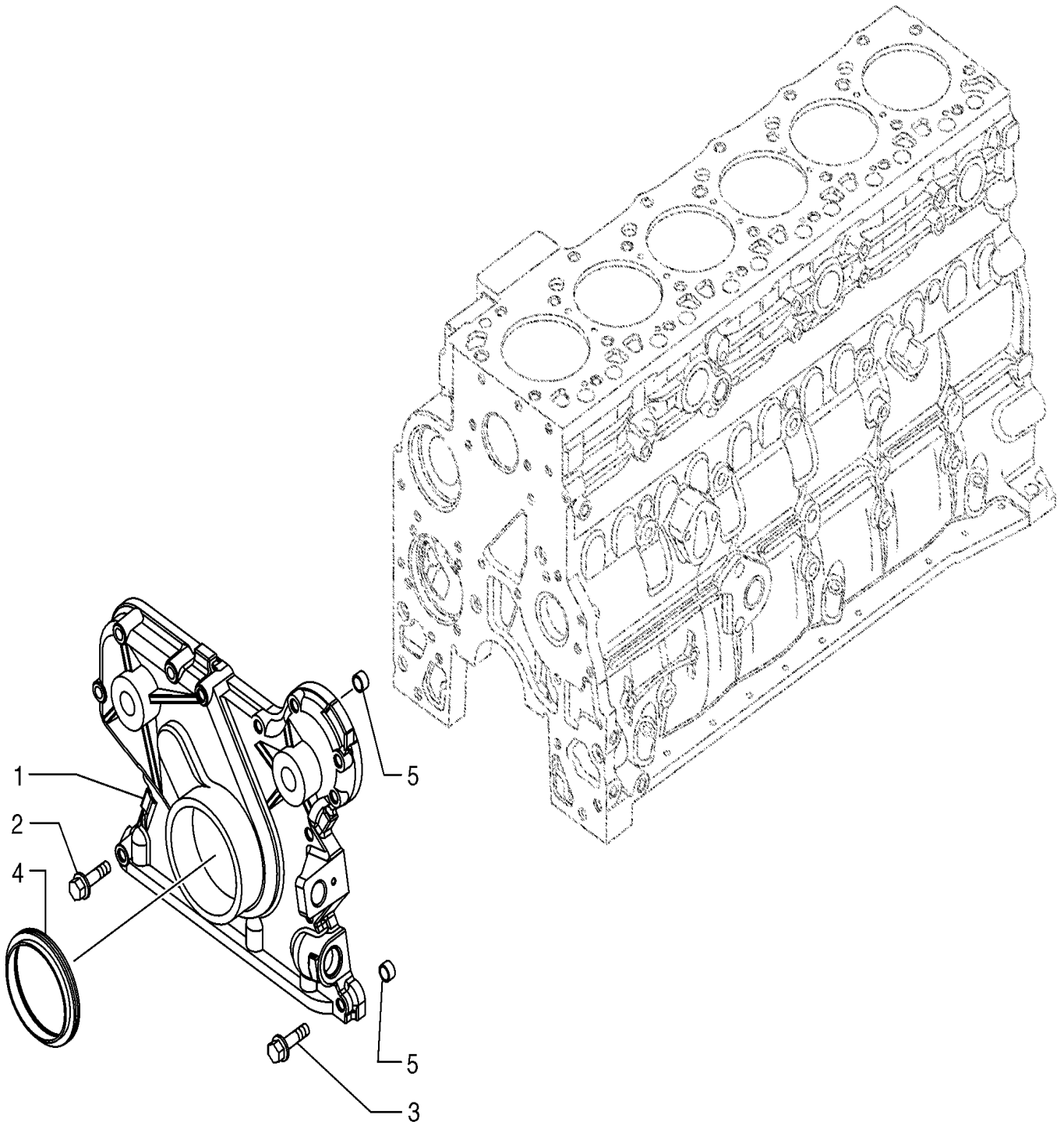
7/2020

WATER PUMP - CONTROL

REF FN	PART NUMBER	YR/SN	QTY DESCRIPTION
1	2852398		1 IDLER 65mm OD
2	2852396		1 BELT TENSIONER
3	2852397		1 IDLER 65mm OD
4	87397416		1 BELT 95.49 mm W x 1725.00 mm L With A/C
4	FAR8602680		1 BELT 1230.00 mm L, 8 Ribs Without A/C

721E-WHEEL LOADER TIER 3 (NA)

FRONT GEAR COVER



CYLINDER HEAD

REF FN	PART NUMBER	YR/SN	QTY DESCRIPTION
15	2830704		1 CYLINDER HEAD GASKET 1.25mm Thk SP 1.25
15	2830705		1 CYLINDER HEAD GASKET 1.15mm Thk Alternative

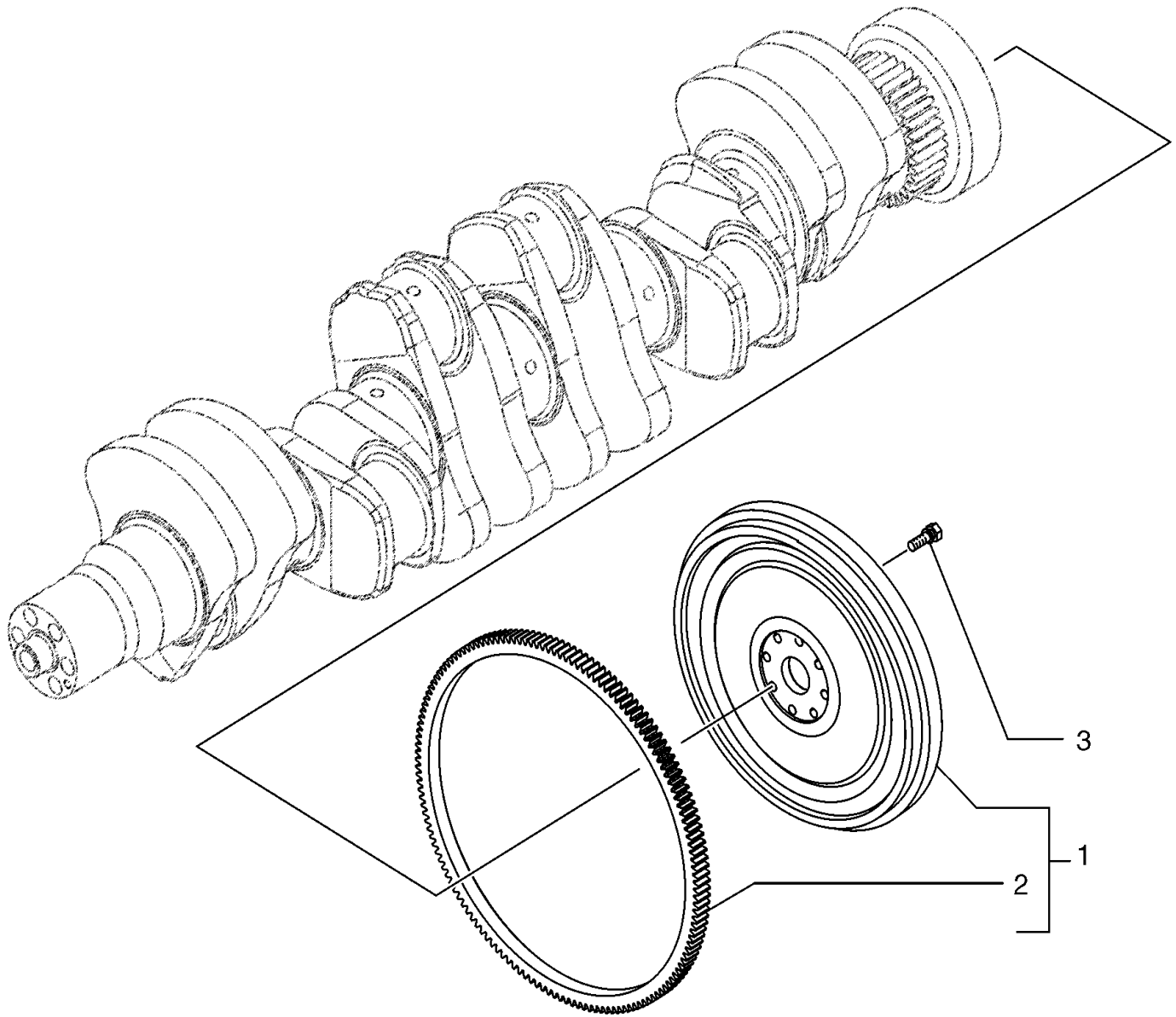
721E-WHEEL LOADER TIER 3 (NA)

02-35

p1

7/2020

FLYWHEEL - ENGINE

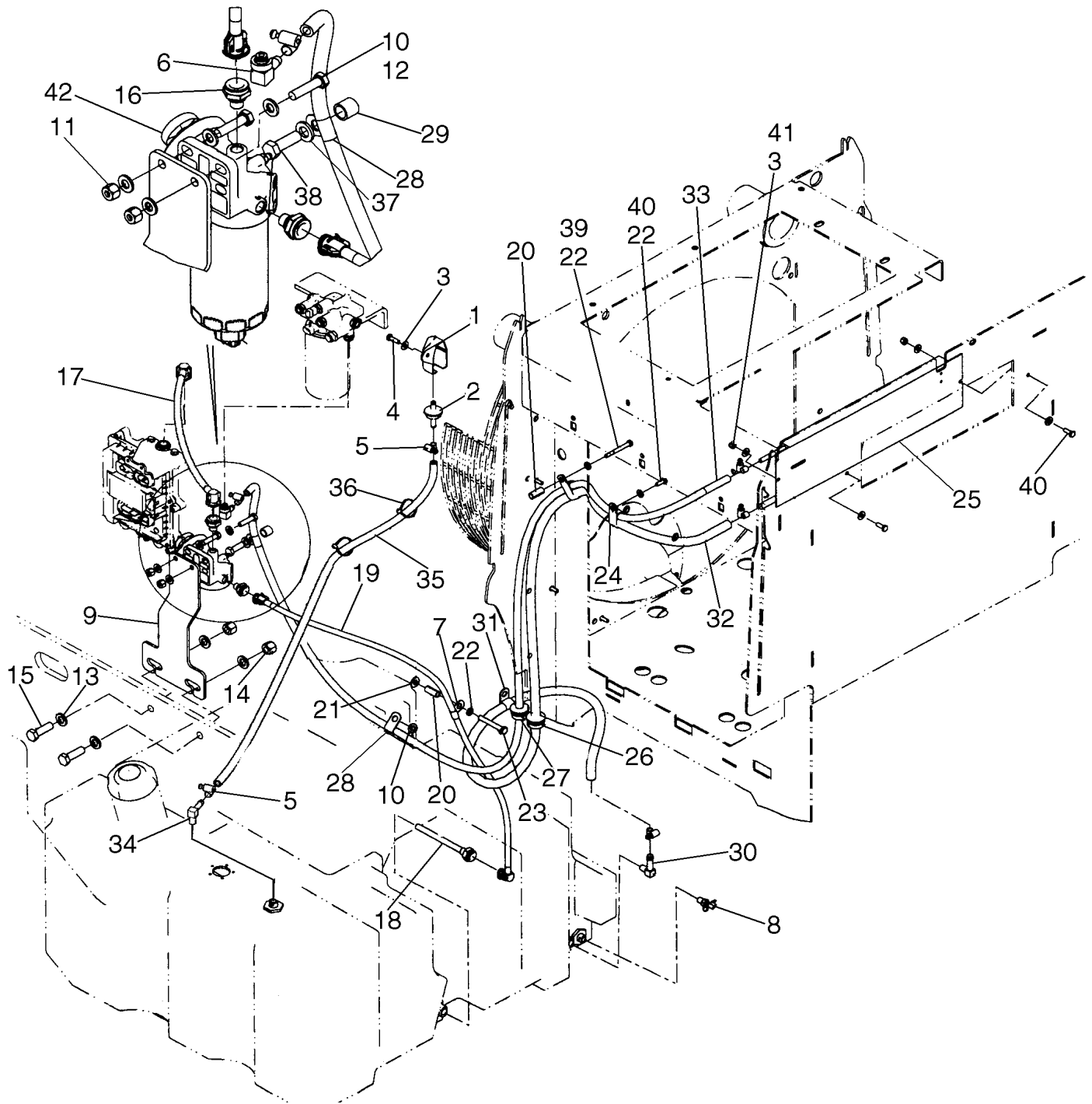


THERMOSTAT - ENGINE COOLING SYSTEM

REF FN	PART NUMBER	YR/SN	QTY DESCRIPTION
1	4899110		3 FLANGE BOLT Hex Flg, M6 x 1 x 20
2	4895131		1 HOUSING
3	2852471		1 THERMOSTAT - ASSY
4	2852473		1 GASKET 53.62mm ID x 59.72mm OD x 4.01mm Thk
5	4892762		1 PLUG 1/4 - 18" OD x 0.46" L
6	4895078		4 PIPE PLUG 1/2"-14

721E-WHEEL LOADER TIER 3 (NA)

FUEL LINES - FILTER, IN-LINE FUEL



FUEL INJECTION PUMP

REF FN	PART NUMBER	YR/SN	QTY DESCRIPTION
1	4899003		3 FLANGE NUT M8 x 1.25
2	4896952		1 COVER
3	2852488		3 STUD M8 x 1,25 x 50mm M8 x 1.25 x 50
4	4890700		1 GASKET 1.21mm Thk
5	4898921		1 FUEL INJECTION PUMP FUEL INJECTION PUMP Incl. Refs. 6 -9, 14
5	4898921R		1 REMAN-INJECTION PUMP REMAN-INJECTION PUMP 721E, Use w/ Eng. P/N's 87452593 which is used w/throttle pedal 87327325 Or
5	4898921C		1 CORE-INJECTION PUMP CORE-INJECTION PUMP Return Number
6	4890088		1 O-RING 44mm ID x 3mm Width
7	4890634		1 NUT Hex, M18 x 1.5, RH M18 x 1.5
8	4891385		4 SEALING WASHER 12.2mm ID x 15.4mm OD x 1.5mm Thk
9	4893962		4 QUICK MALE COUPLING M12 x 1.5
10	2852804		1 HUB ASSY. Incl. Ref. 11
11	2852805		1 O-RING 2.6mm Thk x 72.6mm ID
12	4893389		1 DRIVEN GEAR 27T
13	2852234		2 FLANGE BOLT Hex, M8 x 1.25 x 20mm
14	4890635		1 SPRING WASHER

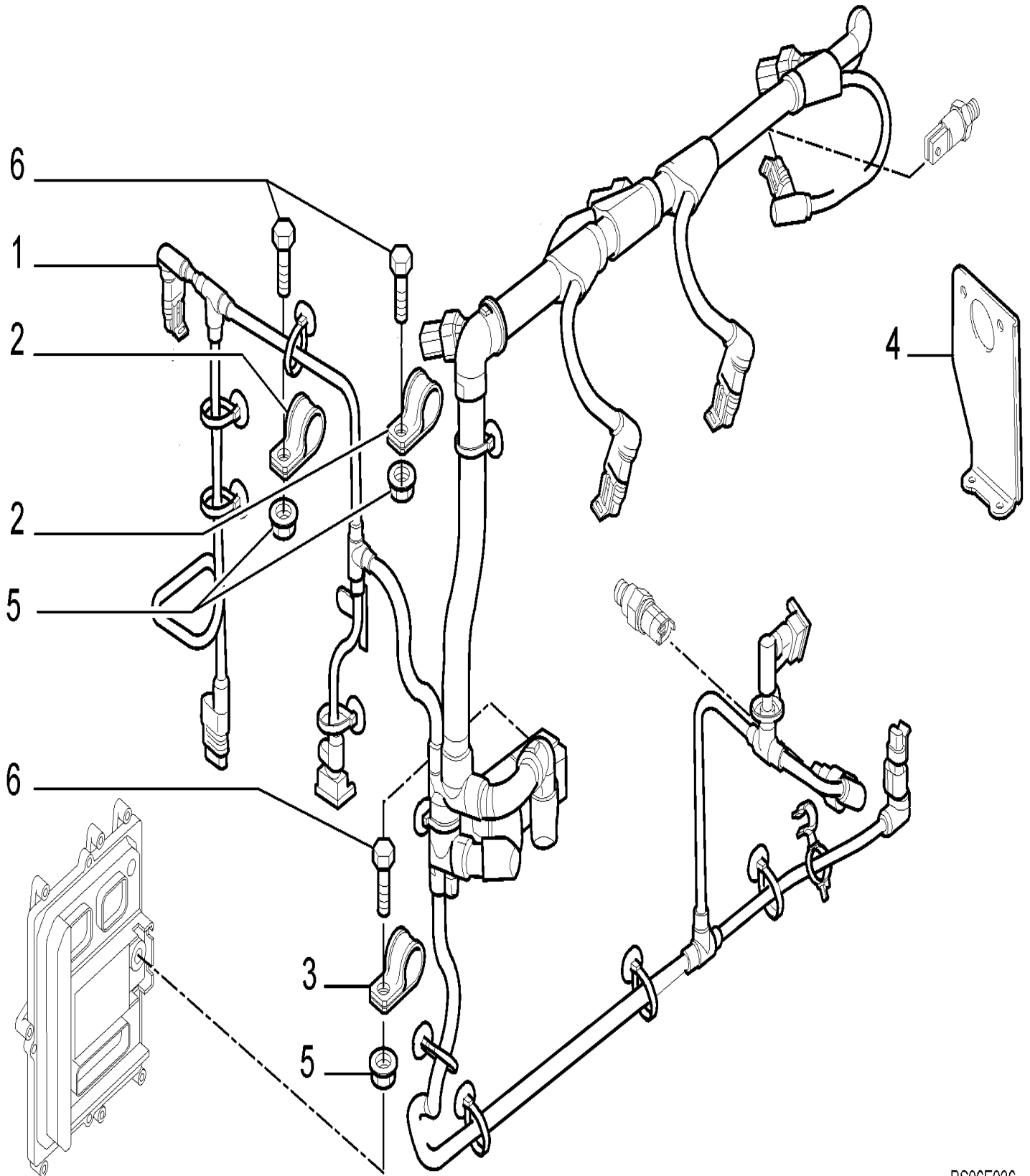
721E-WHEEL LOADER TIER 3 (NA)

03-10

p1

7/2020

FUEL INJECTION SYSTEM - HARNESS, ENGINE

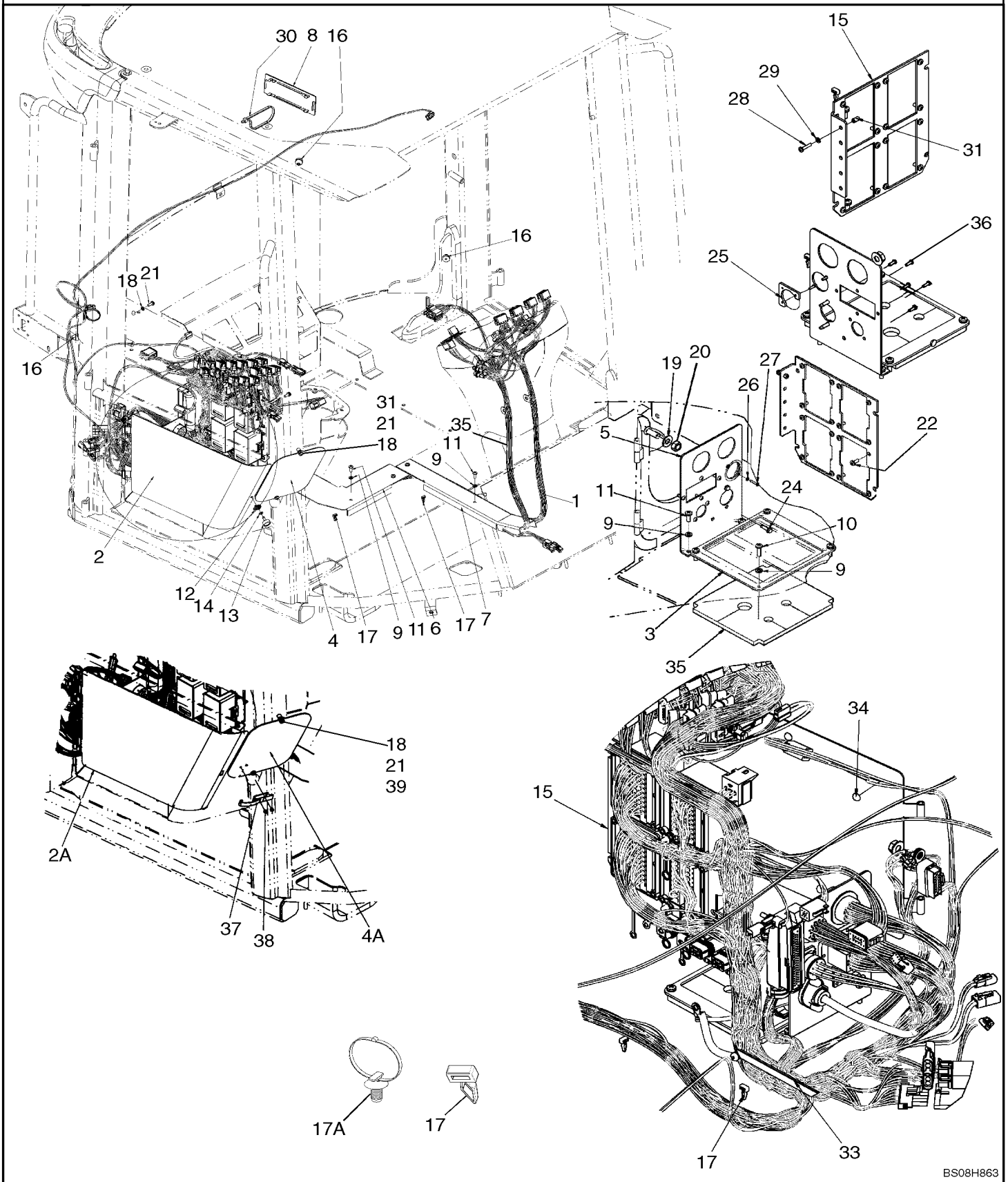


ALTERNATOR - MOUNTING WITH AIR CONDITIONING

REF FN	PART NUMBER	YR/SN	QTY DESCRIPTION
1	87547181		1 BRACKET Alternator
2	1964860C1		1 ALTERNATOR 24V, 60A, W/O Pulley 24V, 65 amp; See Figure 04-04
2	1964860C1GV		1 ALTERNATOR Value
2	1964860C1R		1 REMAN-ALTERNATOR 721E WHEEL LOADER TIER 3 (NA), 24V, 65 amp, MOUNTING W/ AIR CONDITIONING (8/06-)
2	1964860C1C		1 CORE-ALTERNATOR Return Number
3	A189616		1 PULLEY Alternator
4	87397416		1 BELT 95.49 mm W x 1725.00 mm L With A/C
5	837-6035		2 DOWEL M6 x 35
6	896-11010		5 WASHER 11mm ID x 21mm OD x 2.5mm Thk
7	827-10045		3 BOLT Hex, M10 x 1.5 x 45mm, CI 10.9
8	8500795		1 AIRCOND. COMPRESSOR W/ Pulley
	8500795R		1 REMAN-COMPRESSOR W/ Pulley 721E TIER 3 (8/06-)
	8500795C		CORE-COMPRESSOR W / PULLEY Return Number
9	896-11012		1 WASHER 13.5mm ID x 24mm OD x 3mm Thk
10	426-8104		1 BOLT Hex, 1/2" - 13 x 6-1/2", Gr 8
11	231-4248		1 NUT 1/2"-13, GB
12	8501098		1 BRACE
13	832-10410		1 LOCK NUT M10 x 1.5, CI 8
14	827-10110		1 BOLT Hex, M10 x 1.5 x 110mm, CI 10.9
15	492-11044		1 LOCK WASHER 7/16"
16	425-107		1 NUT 7/16"-14, G5
17	892-11004		1 LOCK WASHER M4
18	824-1404		1 NUT M4, CI 5
19	896-11012		1 WASHER 13.5mm ID x 24mm OD x 3mm Thk
20	426-820		1 BOLT Hex, 1/2" - 13 x 1-1/4", Gr 8
21	896-11008		5 WASHER 9mm ID x 17mm OD x 2mm Thk
22	827-8100		3 BOLT Hex, M8 x 1.25 x 100mm, CI 10.9

721E-WHEEL LOADER TIER 3 (NA)

HARNESS - PANEL, CONTROL

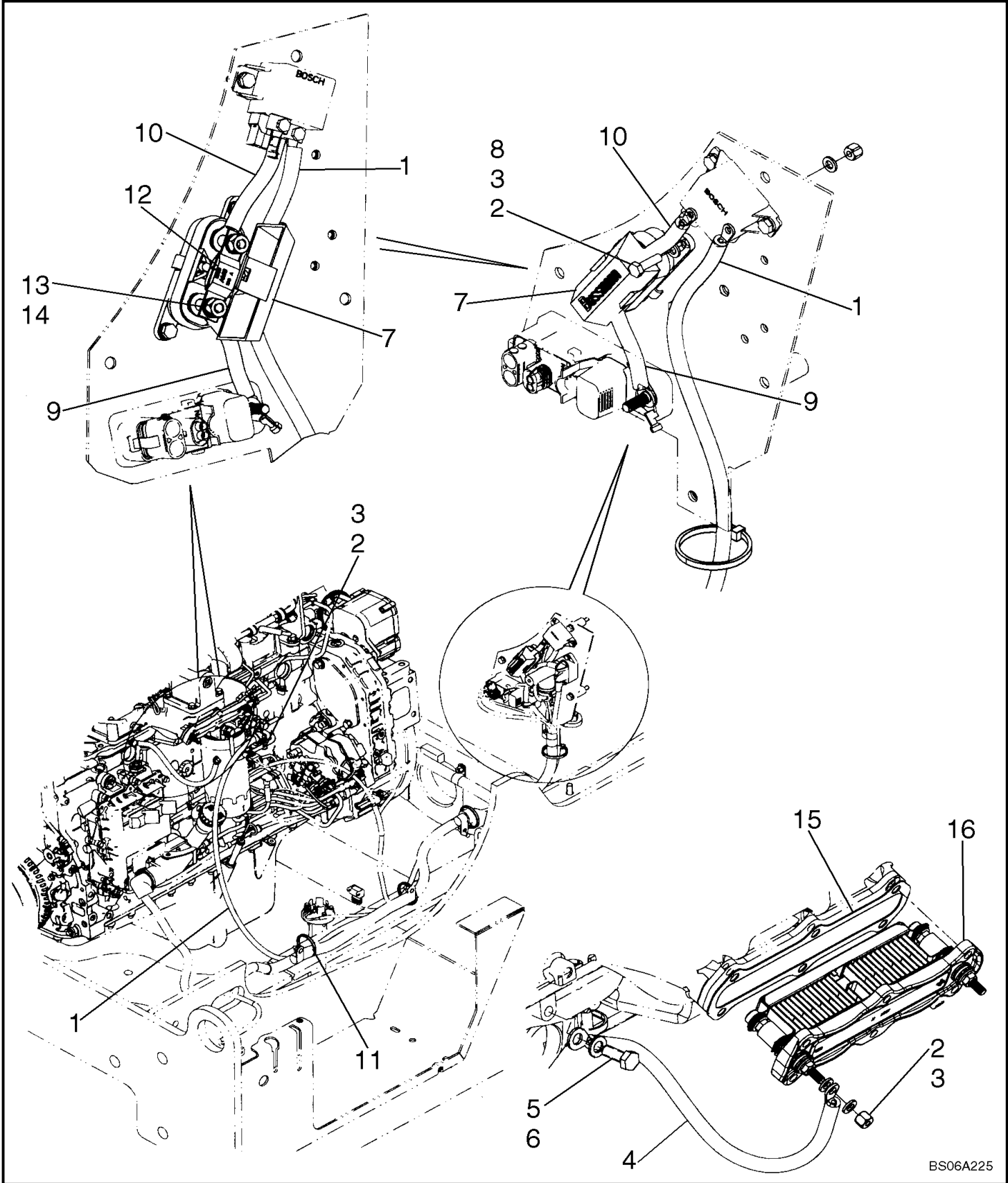


CAB - FUSES AND RELAYS

REF FN	PART NUMBER	YR/SN	QTY DESCRIPTION
12	87318986		1 RELAY 4 Pin, 24V Ultra Micro, 4-Pin; Back-Up Alarm (F9/F10)
13	87312626		4-5 RELAY 24V Micro, 5-Pin 280 Series; Fr. Wiper High (K1), Fr. Wiper Low (K2), Pilot Control (K3), Ride Control (K4), A/C (K5)
14	121410A1		6 FUSE 5A, Mini, Tan High Beam LH (F3), High Beam RH (F4), Low Beam LH (F5) Low Beam RH (F6), Tail Left (F7), Tail Right/License Plate (F8)
15	121412A1		2 FUSE 10A, Mini, Red Front Floods (F1), Rear Floods (F2)
16	87318986		1 RELAY 4 Pin, 24V Ultra Micro, 4-Pin; Crank Control Relay (F9/F10)
17	87312626		4-5 RELAY 24V Micro, 5-Pin 280 Series; Voltmeter (K1), Neutral Start (K2), Crank Request (K3), Fan Reverser (K4), Parking Brake (K5)
18	326845A1		1 RELAY 24V

721E-WHEEL LOADER TIER 3 (NA)

HARNES - ENGINE - GRID HEATER

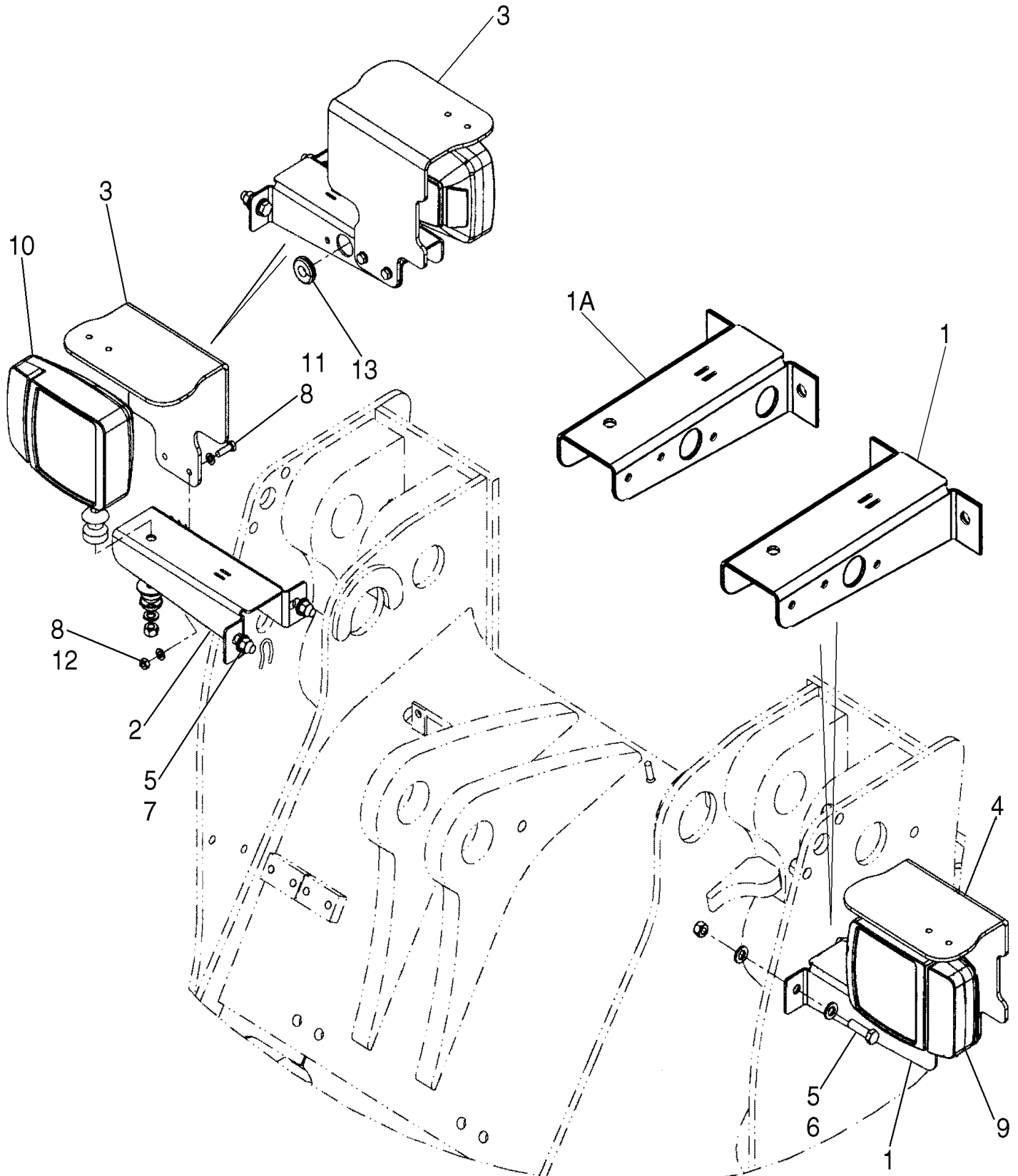


HARNES, FRONT

REF FN	PART NUMBER	YR/SN	QTY DESCRIPTION
2	895-11008		2 WASHER 9mm ID x 16mm OD x 1.6mm Thk
3	627-8025		1 BOLT Hex, M8 x 1.25 x 25mm, CI 10.9, Full Thd
4	832-10408		1 LOCK NUT M8 x 1.25, CI 8.8
8	L127554		3 WASHER 0.395" ID x 0.875" OD x 0.064" Thk Brass; Grounds
9	253347A1		3 NUT Hex, M10 x 1.5 M10 - 1,5; Brass; Grounds
10	84177015		1 PRESSURE SWITCH Brake Light; Incl. O-Ring; Replaces 87307240 Pressure Switch Used On Some Models
11	8605738		1 PRESSURE SWITCH Warning, Brake; For Use With 2.8L Brake Accumulators P/N 8603020; Prior To P.I.N N8F203499
11	87728741		1 PRESSURE SWITCH Warning, Brake; For Use With 3.5L Brake Accumulators P/N 87728740; P.I.N. N8F203499 And After
12	396471A1		1 SEAL 11.71mm ID x 19.3mm OD x 1.68mm Thk Switch, Pressure; Warning Brake

721E-WHEEL LOADER TIER 3 (NA)

MOUNTING - LAMP, FRONT

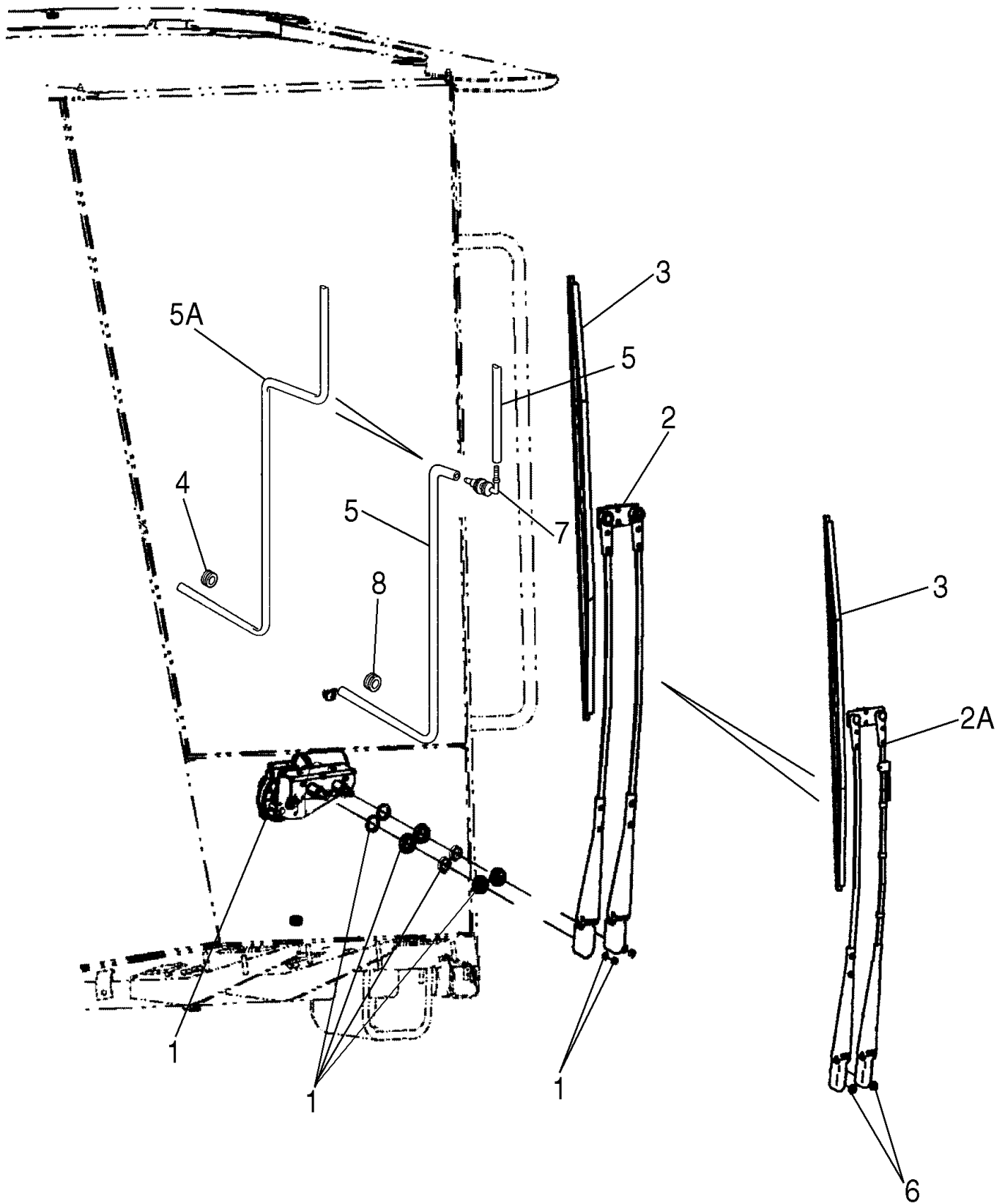


CAB/CANOPY - WORK LAMPS

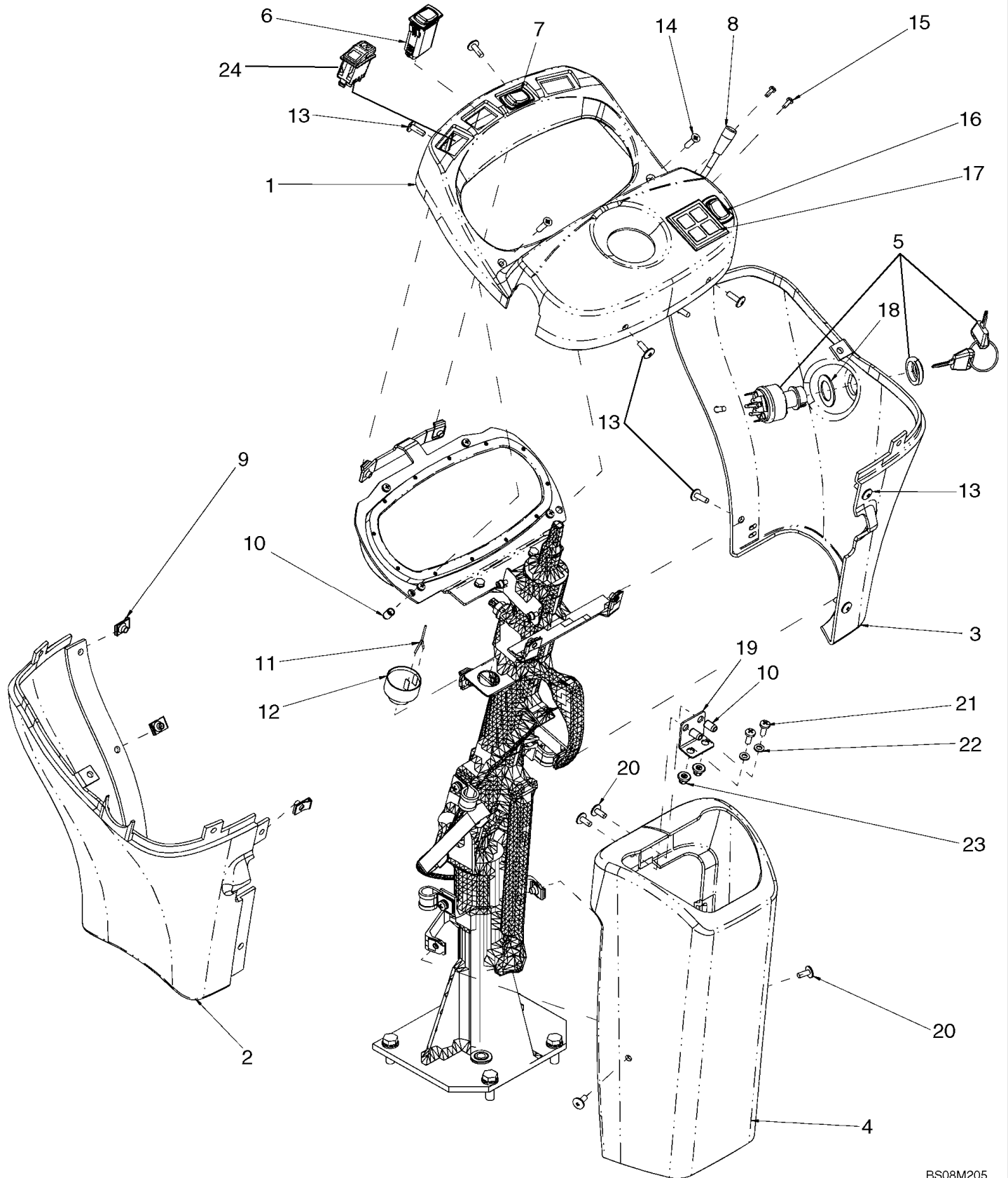
REF FN	PART NUMBER	YR/SN	QTY DESCRIPTION
1	87613498		2 WORK LAMP Halogen, 24V, 60W, Clear Rear Work; See Figure 04-21A
2	495-11053		4 WASHER 1/2", SAE
3	131-1402		4 THIN NUT 1/2"-13, GB, Thin
4	87627057		2 WORK LAMP Front Work; See Figure 04-21A

721E-WHEEL LOADER TIER 3 (NA)

CAB - WIPER, FRONT



CAB - STEERING COLUMN - COVERS, SWITCHES

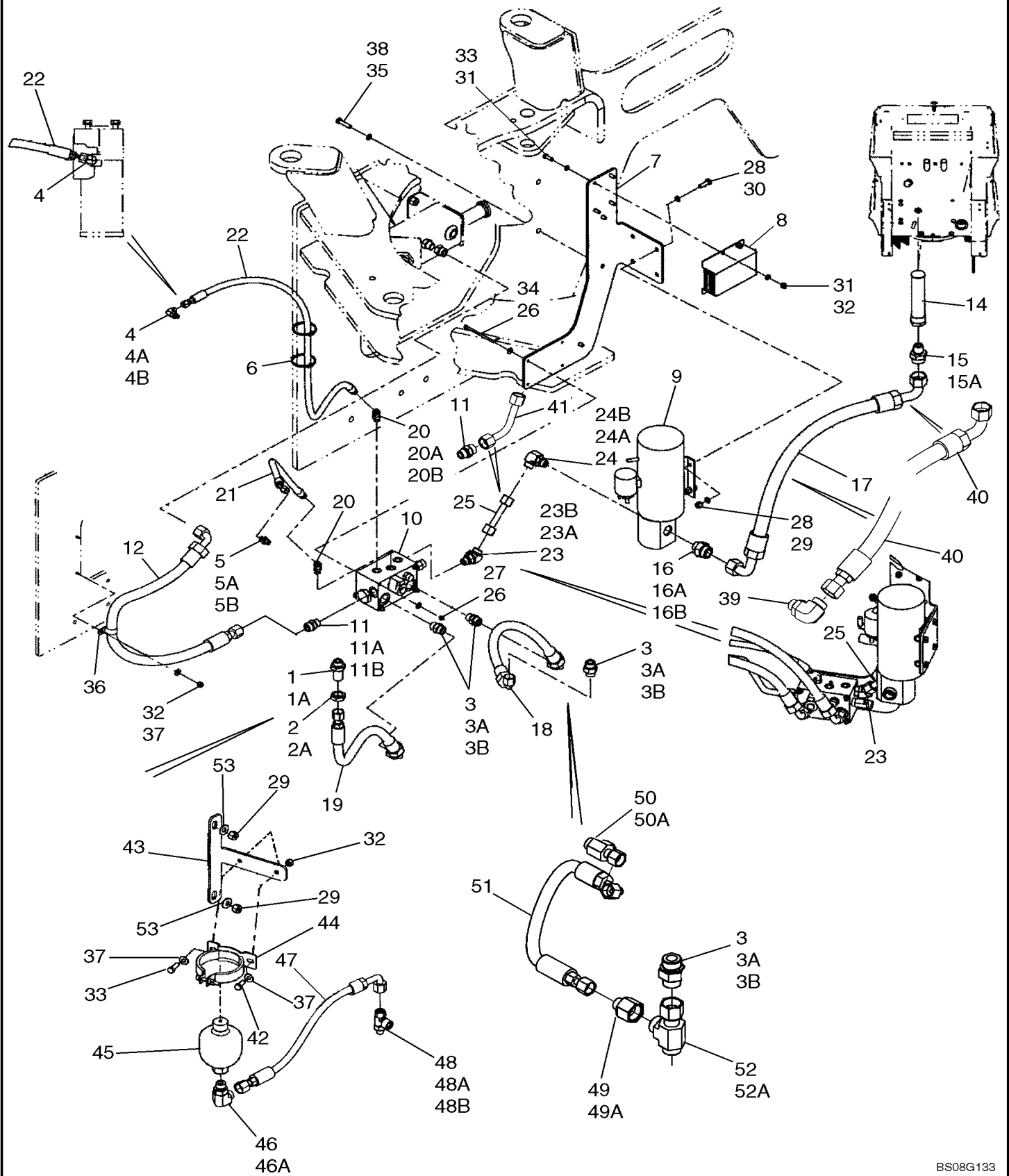


STEERING - HYDRAULICS

REF FN	PART NUMBER	YR/SN	QTY DESCRIPTION
	REF		INSTRUCTION STANDARD STEERING
1	701-123		1 UNION 1" - 14 Male ORFS x 1" - 14 Male ORFS Incl. 1A
1A	238-6016		1 O-RING 0.07" Thk x 0.614" ID, -16, CI 6, 90 Duro Face Seal
2	701-919		1 BHD LOCK NUT 1" - 14 Incl. 2A
2A	238-6016		1 O-RING 0.07" Thk x 0.614" ID, -16, CI 6, 90 Duro Face Seal
3	87534063		1 CHECK VALVE 1-3/16" - 12 ORFS x M27 x 2 ORB Incl. 3A, 3B
3A	238-6018		O-RING 0.07" Thk x 0.739" ID, -18, CI 6, 90 Duro Face Seal
3B	637-64236		1 O-RING 2.9mm Thk x 23.6mm ID, CI 6, 90 Duro Boss Seal
4	87372968		1 HYDRAULIC HOSE 597 mm (23-1/2 in); Steering Supply
5	700-303		1 ELBOW 90 Degree Elbow, 9/16" - 18 Male ORFS x M12 x 1.5 Male ORB Incl. 5A, 5B
5A	238-6011		1 O-RING 0.07" Thk x 0.301" ID, -11, CI 6, 90 Duro Face Seal
5B	637-63093		1 O-RING 2.2mm Thk x 9.3mm ID, CI 6, 90 Duro Boss Seal
6	700-153		1 HYD CONNECTOR 9/16" - 18 Male ORFS x M14 x 1.5 Male ORB Incl 6A, 6B
6A	238-6011		O-RING 0.07" Thk x 0.301" ID, -11, CI 6, 90 Duro Face Seal
6B	637-63113		1 O-RING 2.2mm Thk x 11.3mm ID, CI 6
7	87519797		1 HYDRAULIC HOSE 988mm (39in); Steering Load Sense
8	701-906		1 CAP 1" - 14 Incl. 8A
8A	238-6016		1 O-RING 0.07" Thk x 0.614" ID, -16, CI 6, 90 Duro Face Seal

721E-WHEEL LOADER TIER 3 (NA)

STEERING - HYDRAULICS - AUXILIARY

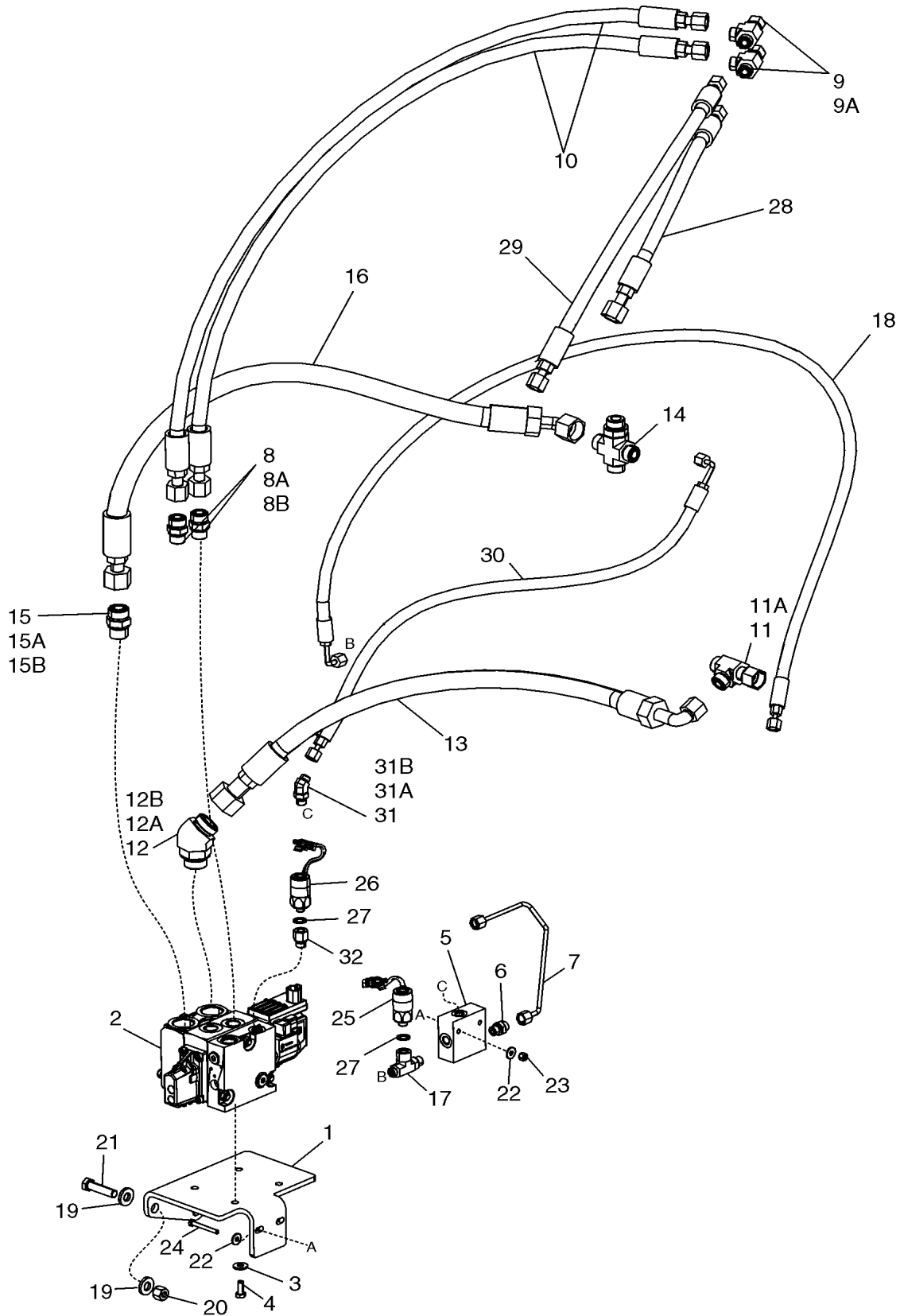


JOYSTICK STEERING - ARMREST, JOYSTICK CONTROL

REF FN	PART NUMBER	YR/SN	QTY DESCRIPTION
1	84237050		1 ARMREST Support, Replaced 84122456
2	84122459		1 PIPE Armrest Support
3	84237051		1 SUPPORT Armrest Pivot, Replaced 84122463
4	895-11008		4 WASHER 9mm ID x 16mm OD x 1.6mm Thk
5	827-8065		1 BOLT Hex, M8 x 1.25 x 65mm, CI 10.9
6	84237304		2 BUSHING 8mm ID x 14mm OD x 18.5mm L Nylon, Replaced 87488637
7	87481097		1 THREADED ROD
8	84151858		1 SUPPORT Switch Pad
9	84152026		1 ARMREST Assembly
10	86512463		4 SCREW Phillips Drive, Flat HD, M6 x 25mm, CI 4.8
11	87484867		1 KNOB
12	87484866		1 KNOB
13	43233		4 BOLT Hex, M8 x 1.25 x 20mm, Full Thd, CI 10.9
14	895-11006		4 WASHER 6.6mm ID x 12mm OD x 1.6mm Thk
15	827-6060		2 BOLT Hex, M6 x 60mm, CI 10.9
16	832-10408		1 LOCK NUT M8 x 1.25, CI 8.8
17	895-11005		6 WASHER 5.5mm ID x 10mm OD x 1mm Thk
18	84122483		1 PLATE Cover
19	86625261		4 WASHER 5.5mm ID x 10mm OD x 1mm Thk
20	832-10406		2 LOCK NUT M6 x 1, CI 8
21	614-5010		6 BOLT Hex, M5 x 0.8 x 10mm, CI 8.8, Full Thd
22	84127845		1 SPACER 13mm ID x 20mm OD x 20mm L
23	84126334		1 KNOB Armrest Adjustment
24	84132419		1 PIN Lock
26	84132422		1 BRACKET
27	832-10405		2 LOCK NUT M5 x .8, CI 8
28	614-5016		2 BOLT Hex, M5 x 0.8 x 16mm, CI 8.8, Full Thd

721E-WHEEL LOADER TIER 3 (NA)

JOYSTICK STEERING - HYDRAULICS - AUXILIARY

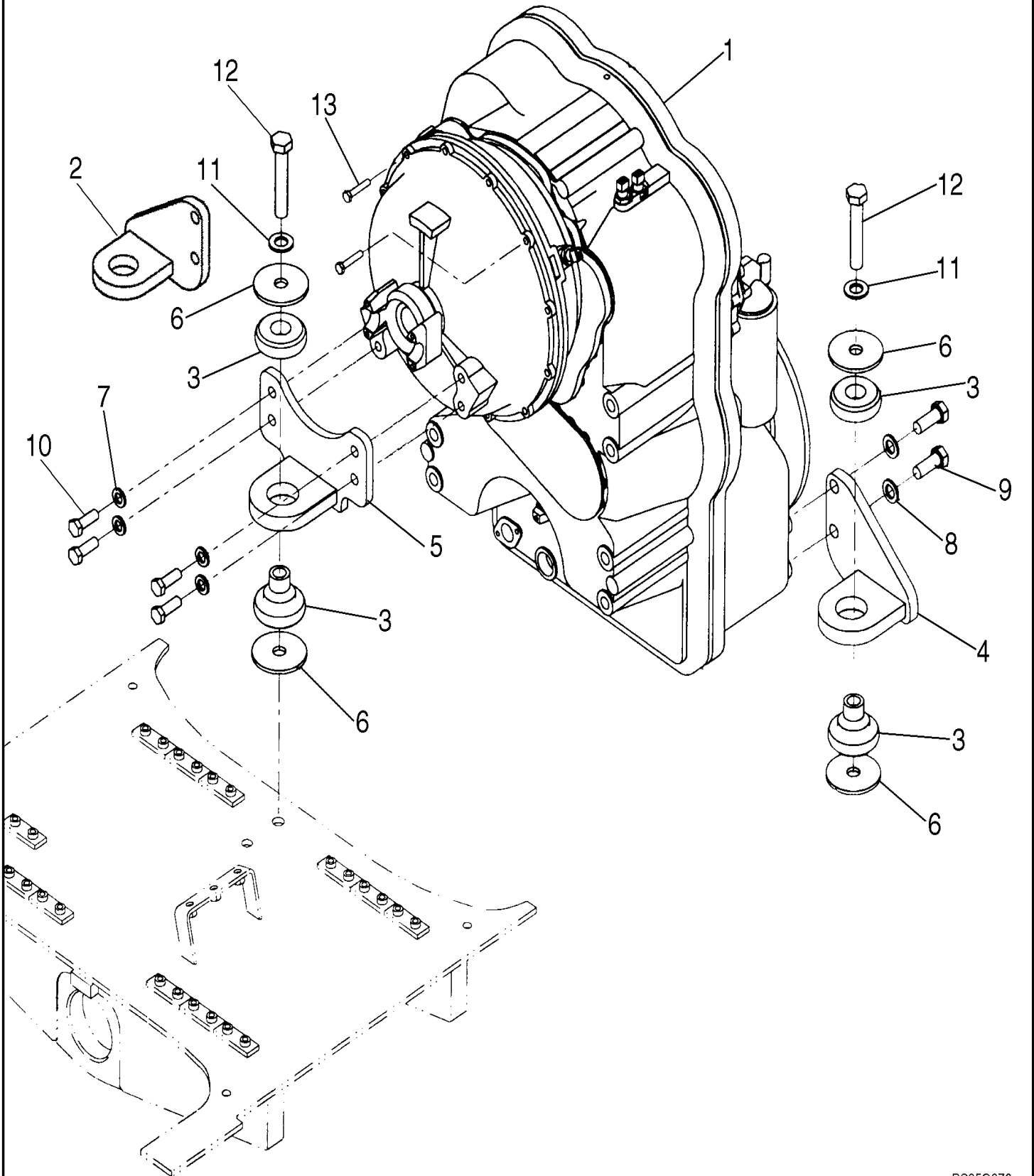


VALVE ASSY - JOYSTICK STEERING

REF FN	PART NUMBER	YR/SN	QTY DESCRIPTION
	87477003		1 VALVE Proportional, Joystick Steering; Incl. Refs. 1 - 11
1	84125675		1 VALVE PVPV
2	84125676		1 VALVE PVM
3	84125845		1 VALVE SECTION PVB
4	84125856		1 SPOOL PVBS
5	84125857		1 SOLENOID PVES
6	84125860		1 STUD PVAS
7	84125861		1 SEAL KIT Seals For PVB Valve
8	84125862		1 SEAL KIT Seals For PVM Valve
9	84125863		1 SEAL KIT Seals For PVE Valve
10	84125864		1 SEAL KIT Seals For PVAS Valve
11	84127819		1 SOLENOID

721E-WHEEL LOADER TIER 3 (NA)

MOUNTING - TRANSMISSION



TRANSMISSION - CONVERTER, COVER AND INPUT SHAFT - PRIOR TO P.I.N. N8F203816

REF FN	PART NUMBER	YR/SN	QTY DESCRIPTION
	8500050		1 TRANSMISSION See Figures 06-04 -06-20, 07-01; Prior To P.I.N. N8F203816
	87671889R		1 REMAN-TRANSMISSION TRANSMISSION 721E TIER 3, TRANSMISSION - CONVERTER, COVER AND INPUT SHAFT - PRIOR TO P.I.N. N8F203816, Reman For New P/N 8500050
	87671889C		1 CORE-TRANSMISSION TRANSMISSION Return Number
	8605548		1 REMAN-TRANSMISSION 721D, Model Number 4WG190, Stock Number 4657 024 030
	8605547		1 CORE-TRANSMISSION Return Number
1	8603802		1 TORQUE CONVERTER
1	87735956R		1 REMAN-TORQUE CONVERT TORQUE CONVERT
1	87735956C		1 CORE-TORQUE CONVERTR TORQUE CONVERT Return Number
2	8603292		1 BELL HOUSING
3	8603293		18 SCREW Hex, M10 x 65mm M10 x 65
6	8603294		16 SCREW Hex, M12 x 18mm M12 x18
7	8603635		1 WASHER 60 x 10
8	8603778		1 SHAFT Stator
9	8603297		1 SHAFT Turbine
10	8603298		1 SNAP RING
11	8603302		1 PISTON RING
12	8603301		2 ROLLER BEARING 60mm ID x 95mm OD x 27mm W
13	8603461		1 SHAFT Input
14	8603463		1 RETAINER
15	8604706		1 GEAR Input
16	8604676		1 COVER
17	8603405		2 BOLT Hex, M8 x 50mm M8 x 50; 10,9
18	8603636		1 WASHER

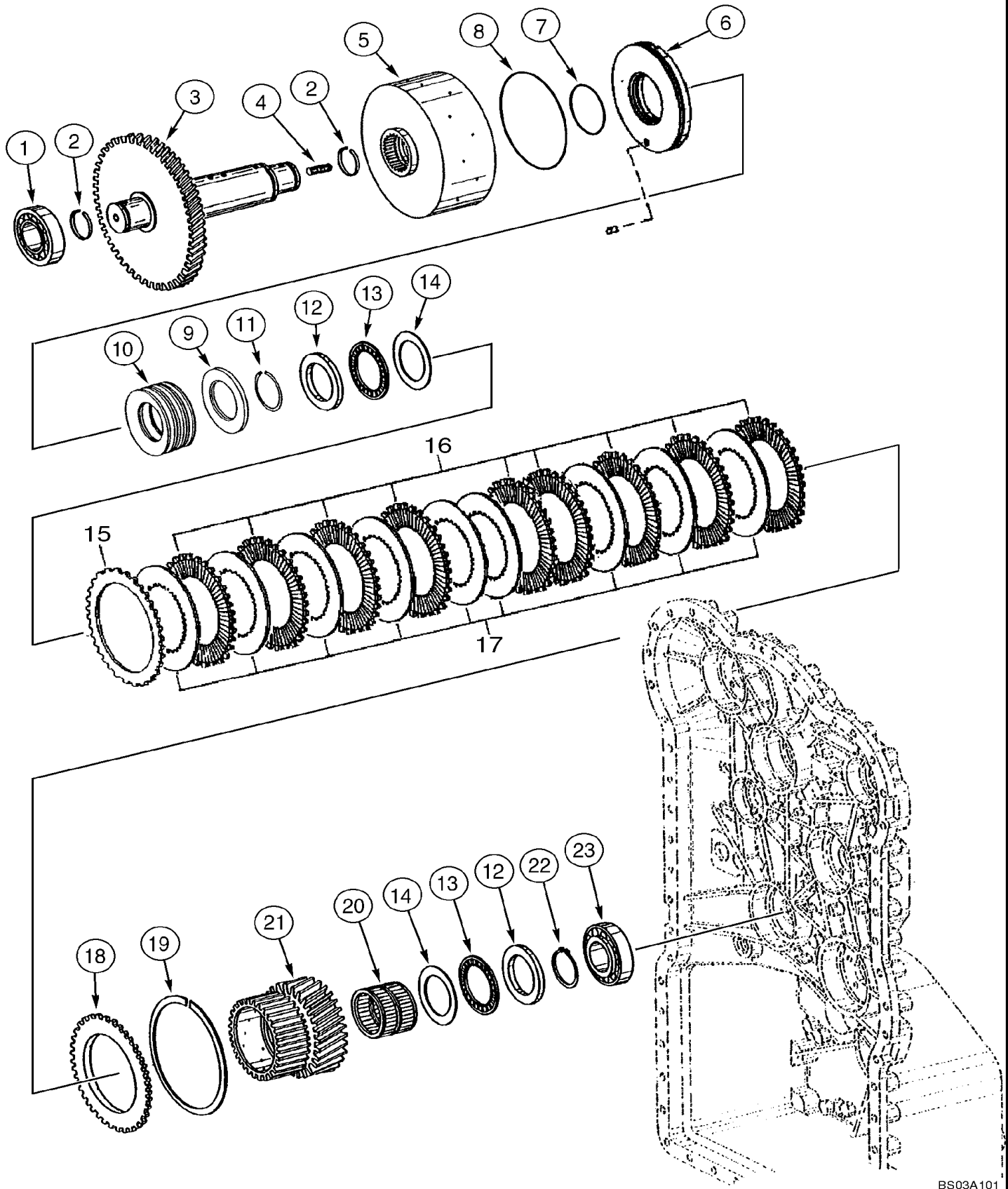
721E-WHEEL LOADER TIER 3 (NA)

06-07

p2

7/2020

TRANSMISSION - CLUTCH ASSY, FIRST - PRIOR TO P.I.N. N8F203816



TRANSMISSION - CLUTCH ASSY, FOURTH - PRIOR TO P.I.N. N8F203816

REF FN	PART NUMBER	YR/SN	QTY DESCRIPTION
	8500050		1 TRANSMISSION See Figures 06-04 -06-20, 07-01; Prior To P.I.N. N8F203816
	87671889R		1 REMAN-TRANSMISSION TRANSMISSION 721E TIER 3, TRANSMISSION - CLUTCH ASSY, FOURTH - PRIOR TO P.I.N. N8F203816, Reman For New P/N 8500050
	87671889C		CORE-TRANSMISSION TRANSMISSION Return Number
	8605548		1 REMAN-TRANSMISSION 721D, Model Number 4WG190, Stock Number 4657 024 030
	8605547		1 CORE-TRANSMISSION Return Number
1	8603435		1 BEARING, ROLLER, CYL
2	8603436		2 PISTON RING
3	8603513		1 SHAFT
4	8603407		1 STUD M10 x 16
5	8603515		1 IDLER GEAR
6	P0236317R		1 SNAP RING
7	8603432		3 THRUST WASHER
8	8603431		2 NEEDLE BEARING CAGE
9	8603430		1 DISC
10	8603643		1 NEEDLE BEARING
11	8604725		1 GEAR, IDLER GEAR, IDLE
12	8603411		1 CLUTCH DISC CLUTCH DISK Outer
13	8603412		7 CLUTCH DISC CLUTCH DISK Outer
14	8603413		7 CLUTCH DISC CLUTCH DISK Inner
15	8603414		1 SNAP RING
16	8603415		AR SNAP RING 2.10mm Thk 2,1 mm thk; Optional
16	8603416		AR SNAP RING 2.25mm Thk 2,25 mm thk; Optional
16	8603417		AR SNAP RING 2.40mm Thk 2,4 mm thk; Optional

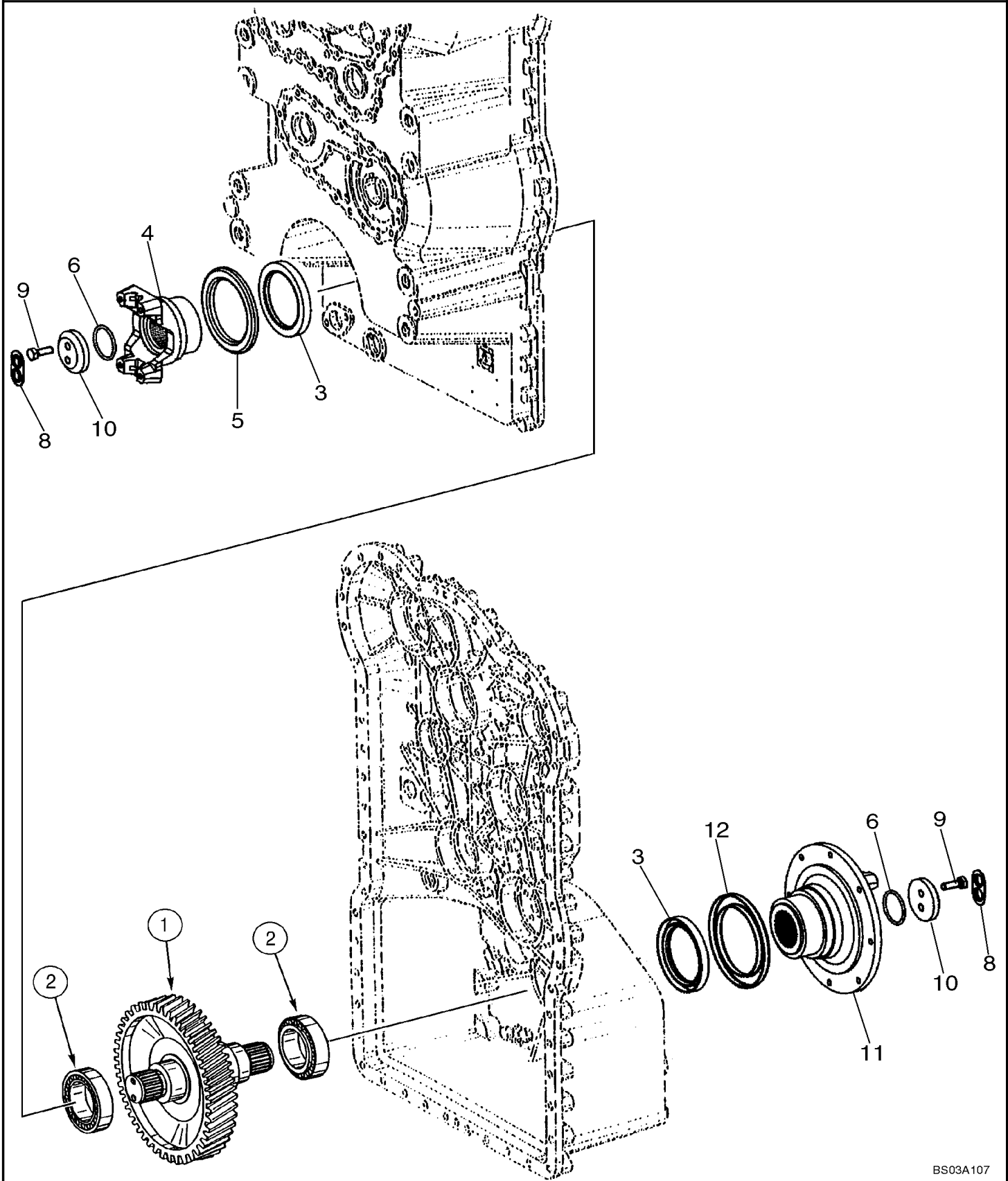
721E-WHEEL LOADER TIER 3 (NA)

06-13

p1

7/2020

TRANSMISSION - SHAFT, OUTPUT - PRIOR TO P.I.N. N8F203816

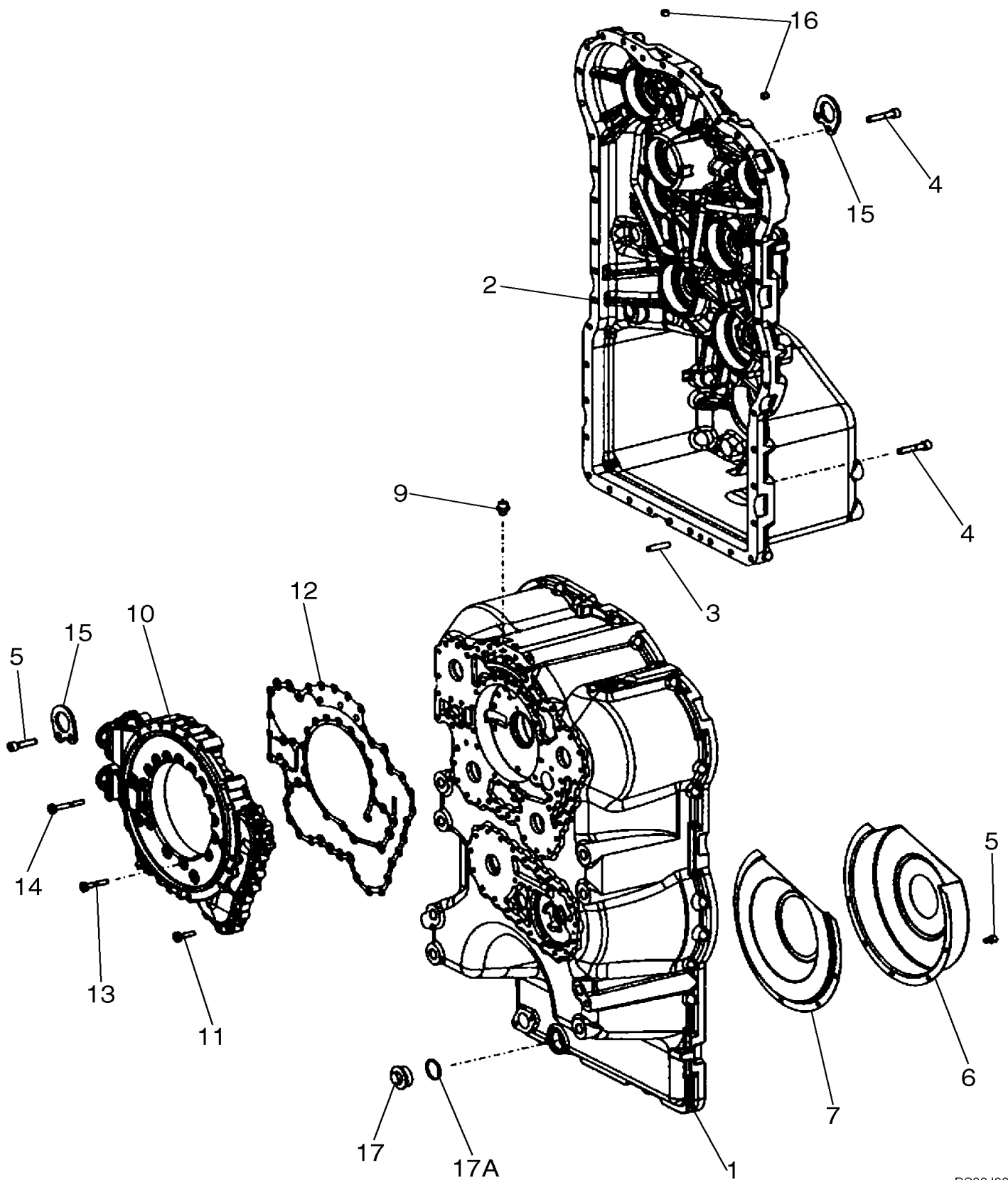


TRANSMISSION - VALVE, CONTROL - PRIOR TO P.I.N. N8F203816

REF FN	PART NUMBER	YR/SN	QTY DESCRIPTION
	8500050		1 TRANSMISSION See Figures 06-04 - 06-20, 07-01; Prior To P.I.N. N8F203816
	87671889R		1 REMAN-TRANSMISSION TRANSMISSION 721E TIER 3, TRANSMISSION - VALVE, CONTROL - PRIOR TO P.I.N. N8F203816, Reman For New P/N 8500050
	87671889C		CORE-TRANSMISSION TRANSMISSION Return Number
	8605548		1 REMAN-TRANSMISSION 721D, Model Number 4WG190, Stock Number 4657 024 030
	8605547		1 CORE-TRANSMISSION Return Number
	8603179		1 HYDRAULIC VALVE Incl. Refs. 3 - 6; Incl. Parts On Figure 06-16
3	8603363		6 SCREEN
4	8603181		1 PLATE
5	8603628		1 PLATE Distribution
6	8603183		18 SCREW M6 x 23mm, CI 10.9

721E-WHEEL LOADER TIER 3 (NA)

TRANSMISSION ASSY - HOUSING - P.I.N. N8F203816 AND AFTER



TRANSMISSION - CLUTCH ASSY, THIRD - P.I.N. N8F203816 AND AFTER

REF FN	PART NUMBER	YR/SN	QTY DESCRIPTION
	87671889		1 TRANSMISSION See Figures 06-21 -06-37, 07-01; P.I.N. N8F203816 - N8F204594
	87671889R		1 REMAN-TRANSMISSION TRANSMISSION 721E TIER 3, TRANSMISSION - CLUTCH ASSY, THIRD - P.I.N. N8F203816 AND AFTER, (8/06-)
	87671889C		CORE-TRANSMISSION TRANSMISSION Return Number
1	8603510		1 SHAFT
	87738820		1 TRANSMISSION See Figures 06-21 -06-37, 07-01; P.I.N. N8F204595 And After
	87738820R		1 REMAN-TRANSMISSION TRANSMISSION 721E TIER 3 (8/06-),CLUTCH ASSY, THIRD P.I.N. N8F203816 AND AFTER,TRANSMISSION P.I.N N8F204595 And After
	87738820C		CORE-TRANSMISSION TRANSMISSION Return Number
2	8603407		1 STUD M10 x 16
3	87496671		1 CLUTCH Component Parts Not Serviced Separately
4	8603512		1 IDLER GEAR
5	8603430		2 DISC
6	8603431		2 NEEDLE BEARING CAGE
7	8603432		2 THRUST WASHER
8	8603643		1 NEEDLE BEARING
9	8603505		1 BEARING, ROLLER, CYL 44.45mm ID x 95.25mm OD x 37.78mm W
10	8603504		1 BEARING, ROLLER, CYL 66.67mm ID x 112.71mm OD x 30.16mm W
11	8603436		2 PISTON RING

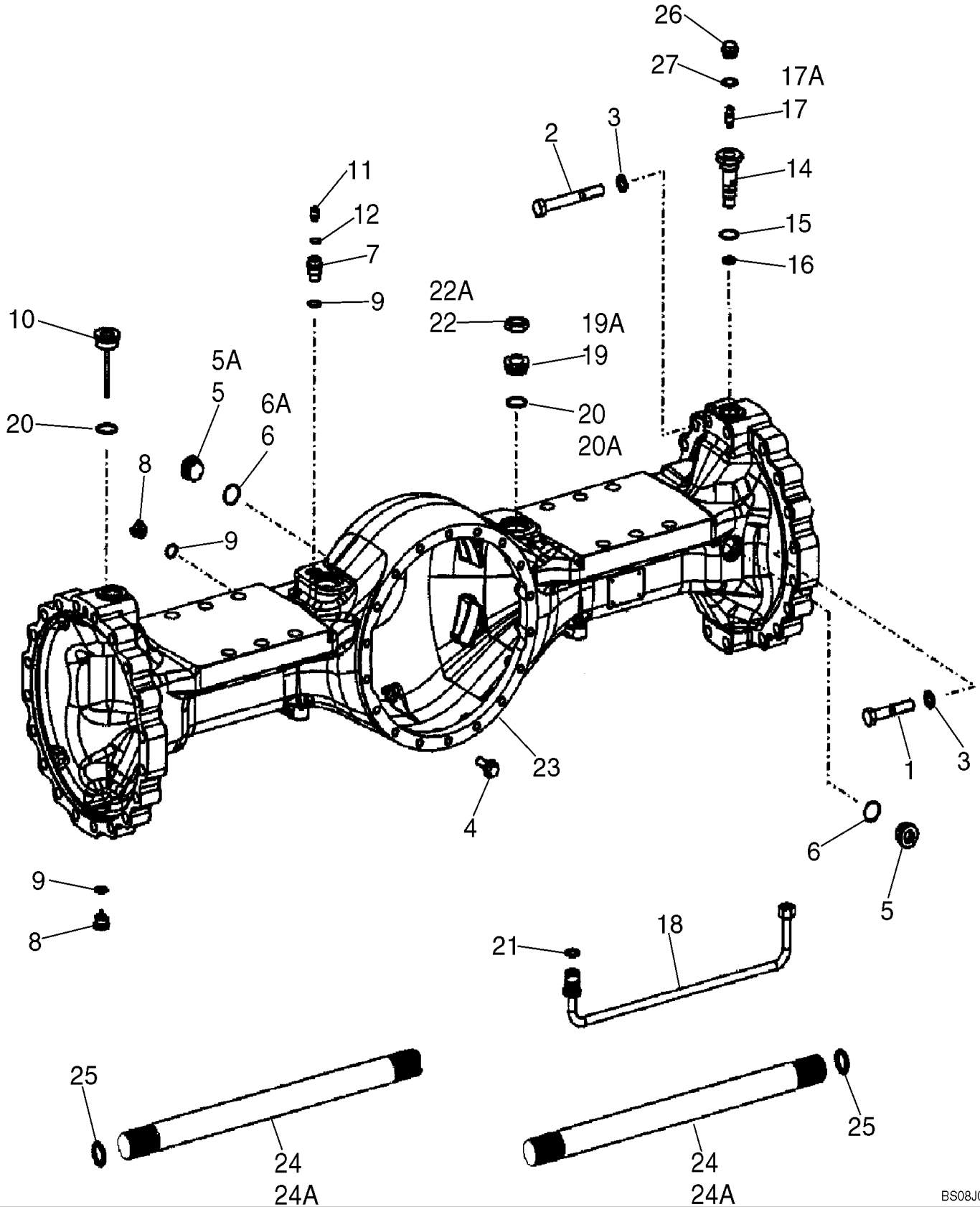
721E-WHEEL LOADER TIER 3 (NA)

TRANSMISSION - VALVE, REGULATOR AND OIL PUMP - P.I.N. N8F203816 AND AFTER

REF FN	PART NUMBER	YR/SN	QTY DESCRIPTION
	87671889		1 TRANSMISSION See Figures 06-21 -06-37, 07-01; P.I.N. N8F203816 - N8F204594
	87671889R		1 REMAN-TRANSMISSION TRANSMISSION 721E TIER 3, TRANSMISSION - VALVE, REGULATOR AND OIL PUMP - P.I.N. N8F203816 AND AFTER, (8/06-)
	87671889C		CORE-TRANSMISSION TRANSMISSION Return Number
	87738820		1 TRANSMISSION See Figures 06-21 -06-37, 07-01; P.I.N. N8F204595 And After
	87738820R		1 REMAN-TRANSMISSION TRANSMISSION 721E TIER 3 (8/06-),VALVE, REGULATOR AND OIL PUMP P.I.N. N8F203816 AND AFTER,TRANSMISSION P.I.N N8F204595 And After
	87738820C		CORE-TRANSMISSION TRANSMISSION Return Number
1	8603378		1 VALVE
3	8603380		1 SPRING SEAT
4	8603381		1 PLATE
5	8603382		1 PISTON
6	8603383		1 COMPRESSION SPRING
7	8603384		10 SCREW Incl. Ref. 7A
7A	8603385		10 O-RING
9	87712668		1 O-RING 184.5" ID x 3" Width
10	87446110		1 HYDRAULIC PUMP Oil Pressure; Incl. Ref. 11
11	8603391		1 SEAL
12	8603400		1 PLUG Incl. Ref. 12A
12A	8603401		1 O-RING 2mm Thk x 23mm ID
13	8603357		2 PLUG Incl. Ref. 13A
13A	8603358		2 O-RING 2mm Thk x 13mm ID

721E-WHEEL LOADER TIER 3 (NA)

AXLE, FRONT - HOUSING

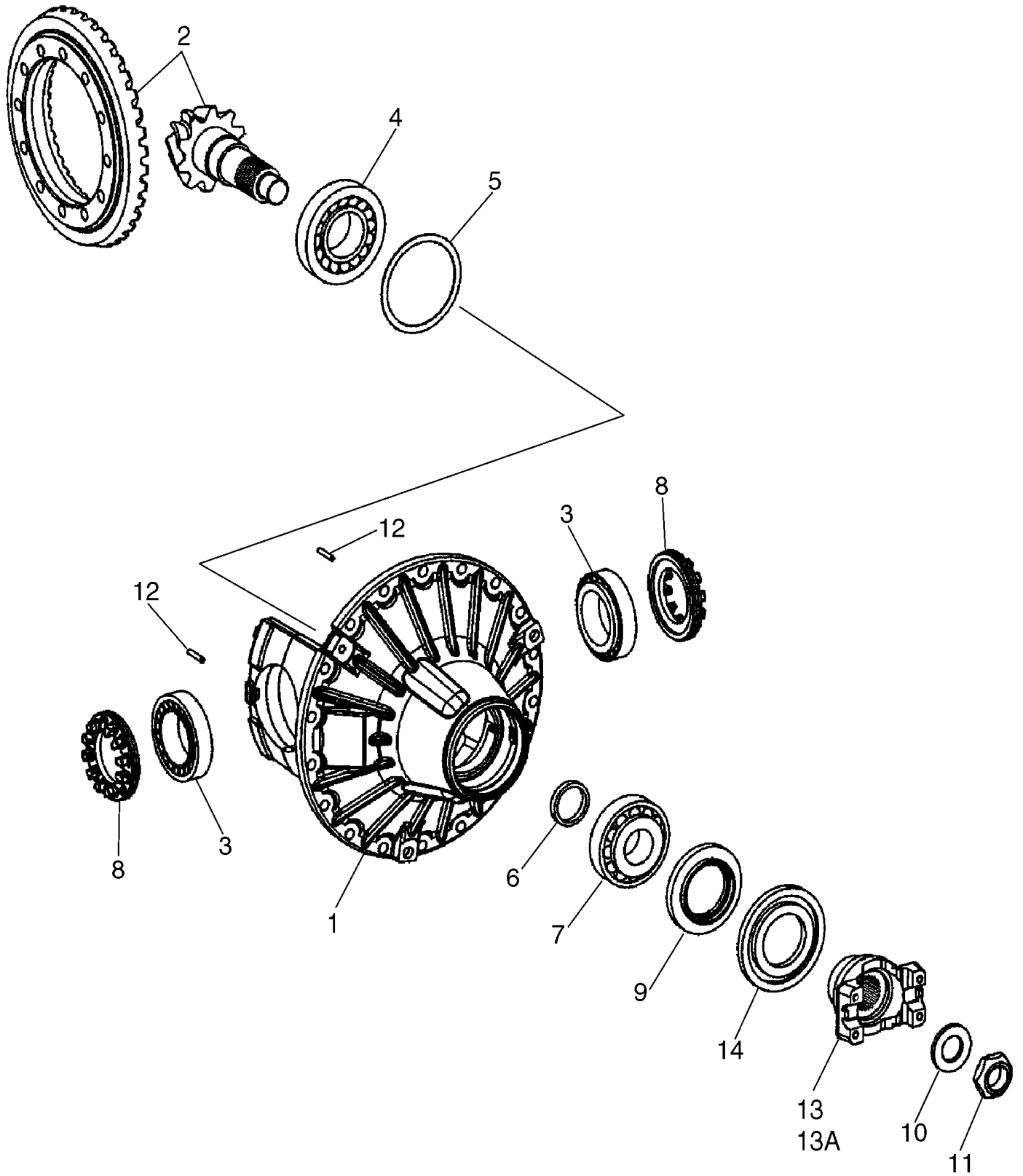


AXLE, FRONT - HUB, DISC BRAKES - PRIOR TO P.I.N. N8F203816

REF FN	PART NUMBER	YR/SN	QTY DESCRIPTION
	87361212		1 FRONT AXLE See Figures 06-39, 06-40, 06-41, 06-42, 06-43; Prior To P.I.N. N8F203816
	87361212R		1 REMAN-AXLE DIFFERENT AXLE 721E WHEEL LOADER TIER 3 (NA), Prior To P.I.N. N8F203816 (8/06-)
	87361212C		1 CORE-AXLE, MFD AXLE Return Number
	87361215		1 FINAL DRIVE FINAL REDUCTION GEARBOX Incl. Refs. 1 - 18, Also Incl. Parts on Figure 06-23
	87361215R		1 REMAN-WHEEL END ASSY REMAN FINAL REDUCTION GEARBOX Incl. Refs. 1 - 18, Also Incl. Parts on Figure 06-23
	87361215C		1 CORE-WHEEL END ASSY Return Number
	87363356		1 REMAN-WHEEL END ASSY REMANUFACTURED AXLE - NA Only
	87363350		1 CORE-WHEEL END ASSY WHEEL END ASSY Return Number, AXLE - NA Only
1	8603166		1 PISTON Brake
2	8605314		1 SEAL 298mm ID x 310mm OD x 8mm Thk
3	8603577		1 RING
4	8605315		1 SEAL
5	8603579		1 RING
6	8603580		1 GUIDE RING
7	8603581		4 BRAKE DISC NLS, Please Order P/N 87365252 Kit, Incl 9 - 11, Parts For One Complete Axle (Two Wheel Ends)
8	8603582		4 BRAKE PLATE NLS, Please Order P/N 87365252 Kit, Incl 9 - 11, Parts For One Complete Axle (Two Wheel Ends)
	87365252		1 REPAIR KIT Brake Pack Replacement, Incl. Parts For One Complete Axle (Two Wheel Ends); Incl (2X) Refs. 9 - 11

721E-WHEEL LOADER TIER 3 (NA)

AXLE, FRONT - DIFFERENTIAL CARRIER

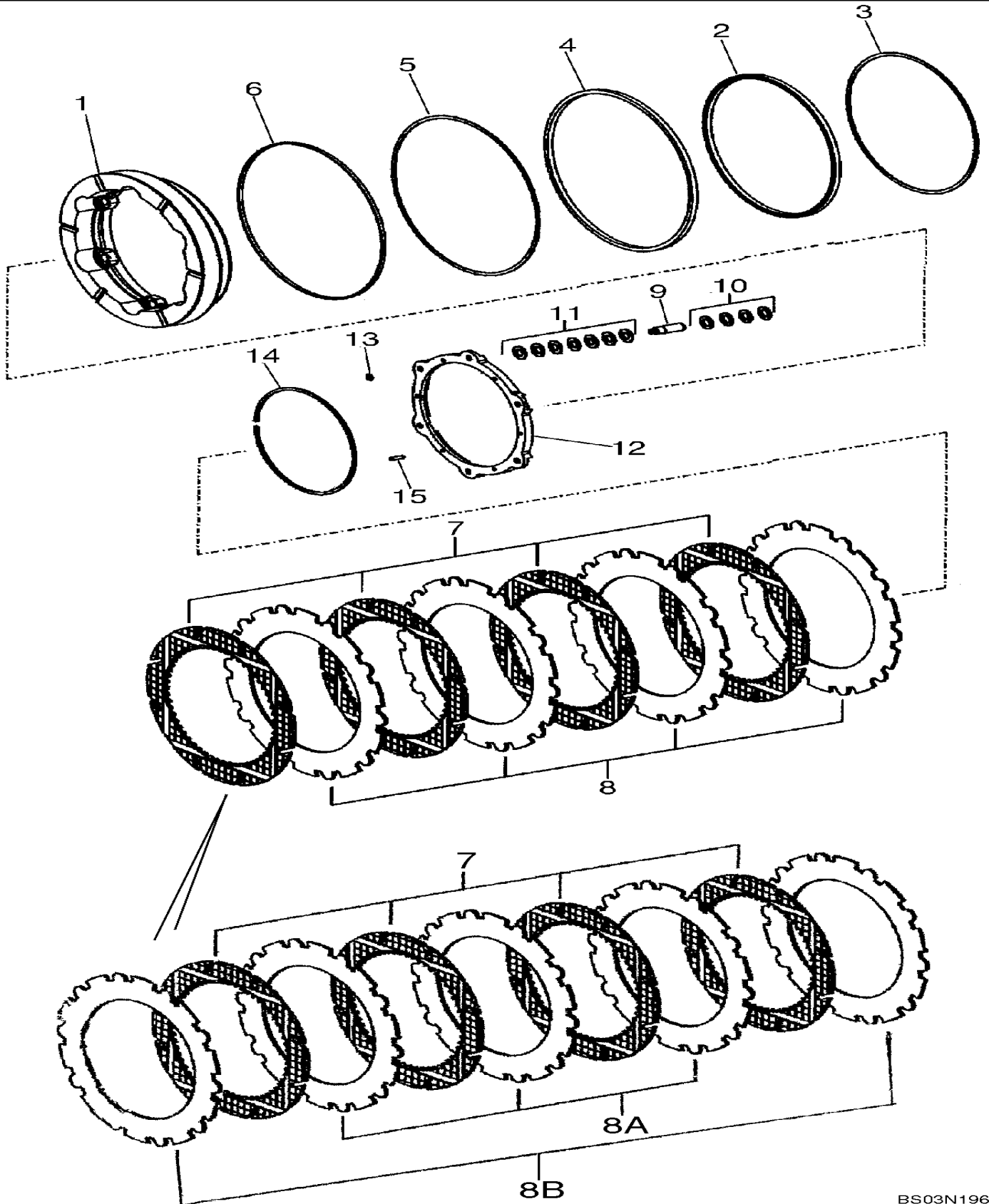


AXLE, REAR - HOUSING - P.I.N. N8F203817 AND AFTER

REF FN	PART NUMBER	YR/SN	QTY DESCRIPTION
	87550689		1 REAR AXLE See Figures 06-44A, 06-45A, 06-46A, 06-47A, 06-48A; P.I.N. N8F203816 And After
	87550689R		1 REMAN-REAR AXLE REAR AXLE 721E WHEEL LOADER TIER 3 (NA), HOUSING P.I.N. N8F203817 AND AFTER, P.I.N. N8F203816 AND AFTER (8/06-)
	87550689C		1 CORE-REAR AXLE REAR AXLE Return Number
1	87496678		2 AXLE HOUSING Front Axle
2	87742964		AR SHIM 0.8mm Thk 0.8 mm
2	87742965		AR SHIM 0.9mm Thk 0.9 mm
2	87743201		AR SHIM 1.0mm Thk 1.0 mm
2	87743202		AR SHIM 1.1mm Thk 1.1 mm
2	87743203		AR SHIM 1.2mm Thk 1.2 mm
3	87496679		2 SHAFT
4	8603730		AR SHIM 0.2mm Thk
4	8603669		AR SHIM 0.4mm Thk
4	8603731		AR SHIM 1mm Thk
4	8603732		AR SHIM 1.5mm Thk
5	71448875		36 SCREW M18 x 60
6	87743205		2 O-RING 270 x 2.5 mm
7	514-1107		24 BOLT Hex, M18 x 1.5 x 85mm, Cl 10.9
8	8603674		2 O-RING 2.5mm Thk x 362mm ID, 70 Duro 360 x 2.5 mm
9	8603550		2 PLUG M24 x 1.5
9A	8603208		1 O-RING 2mm Thk x 21mm ID
10	87746031		2 O-RING M20 x 3
11	100113A1		2 PLUG M10 x 1
12	A52231		2 SEALING RING
13	87743748		2 SLEEVE Screw-In
14	87498343		2 TUBE Internal Brake
15	79107839		2 O-RING

721E-WHEEL LOADER TIER 3 (NA)

AXLE, REAR - HUB, DISC BRAKES - PRIOR TO P.I.N. N8F203816

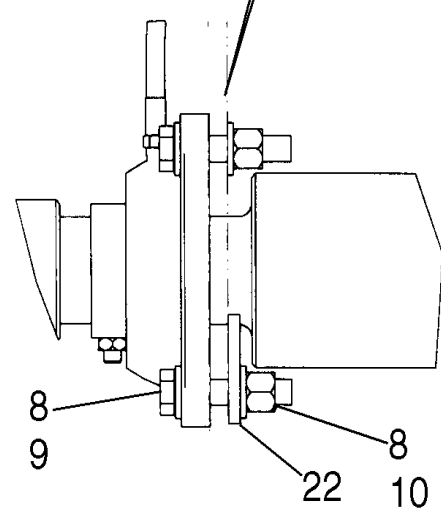
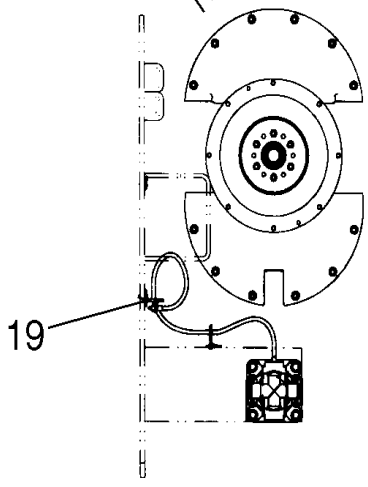
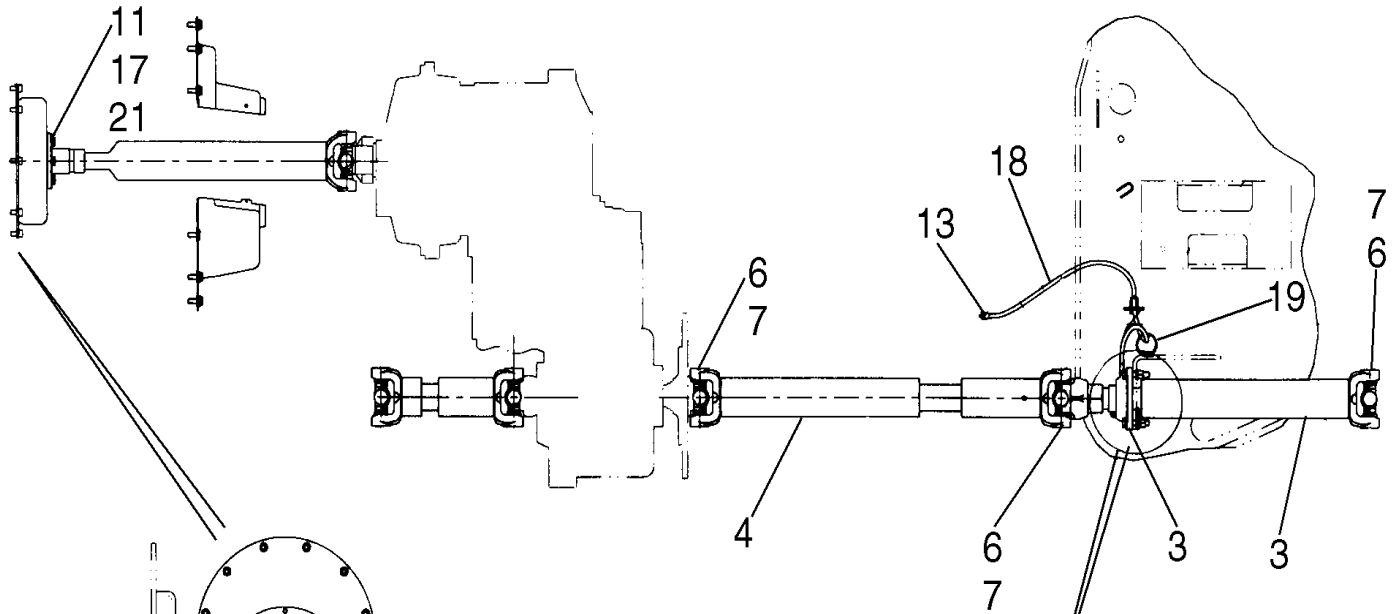
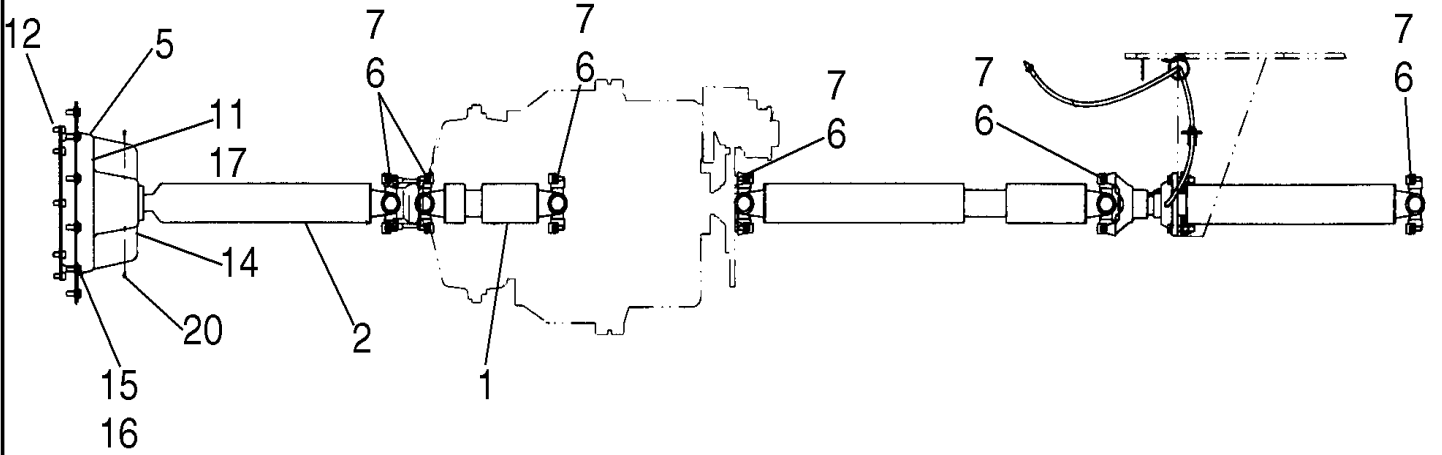


AXLE, REAR - DIFFERENTIAL CARRIER - PRIOR TO P.I.N. N8F203816

REF FN	PART NUMBER	YR/SN	QTY DESCRIPTION
11	8603827		1 BUSHING 72.2mm ID x 102mm OD x 75mm L
12	8603259		AR SHIM 0.7mm Thk
12	8603260		AR SHIM 0.8mm Thk
12	8603261		AR SHIM 0.9mm Thk
12	8603262		AR SHIM 1.0mm Thk
12	8603291		AR SHIM 1.2mm Thk
12	8603290		AR SHIM 1.3mm Thk
12	8603289		AR SHIM 1.4mm Thk
12	8603288		AR SHIM 1.5mm Thk
12	8603287		AR SHIM 1.6mm Thk
12	8603286		AR SHIM 1.7mm Thk
12	8603285		AR SHIM 1.8mm Thk
12	8603284		AR SHIM 1.9mm Thk
12	8603283		AR SHIM 2.0mm Thk
12	8603264		AR SHIM 1.1mm Thk
13	8605616		1 NUT M36 x 1.5
14	8603266		1 FLANGE Input
15	8604975		1 SEAL PROTECTION Pinion Dust
	8604976		1 GEAR SET Incl. Refs. 16, 17
16	NSS		1 NOT SOLD SEPARAT Shaft
17	NSS		1 NOT SOLD SEPARAT Gear

721E-WHEEL LOADER TIER 3 (NA)

DRIVE SHAFT MOUNTING

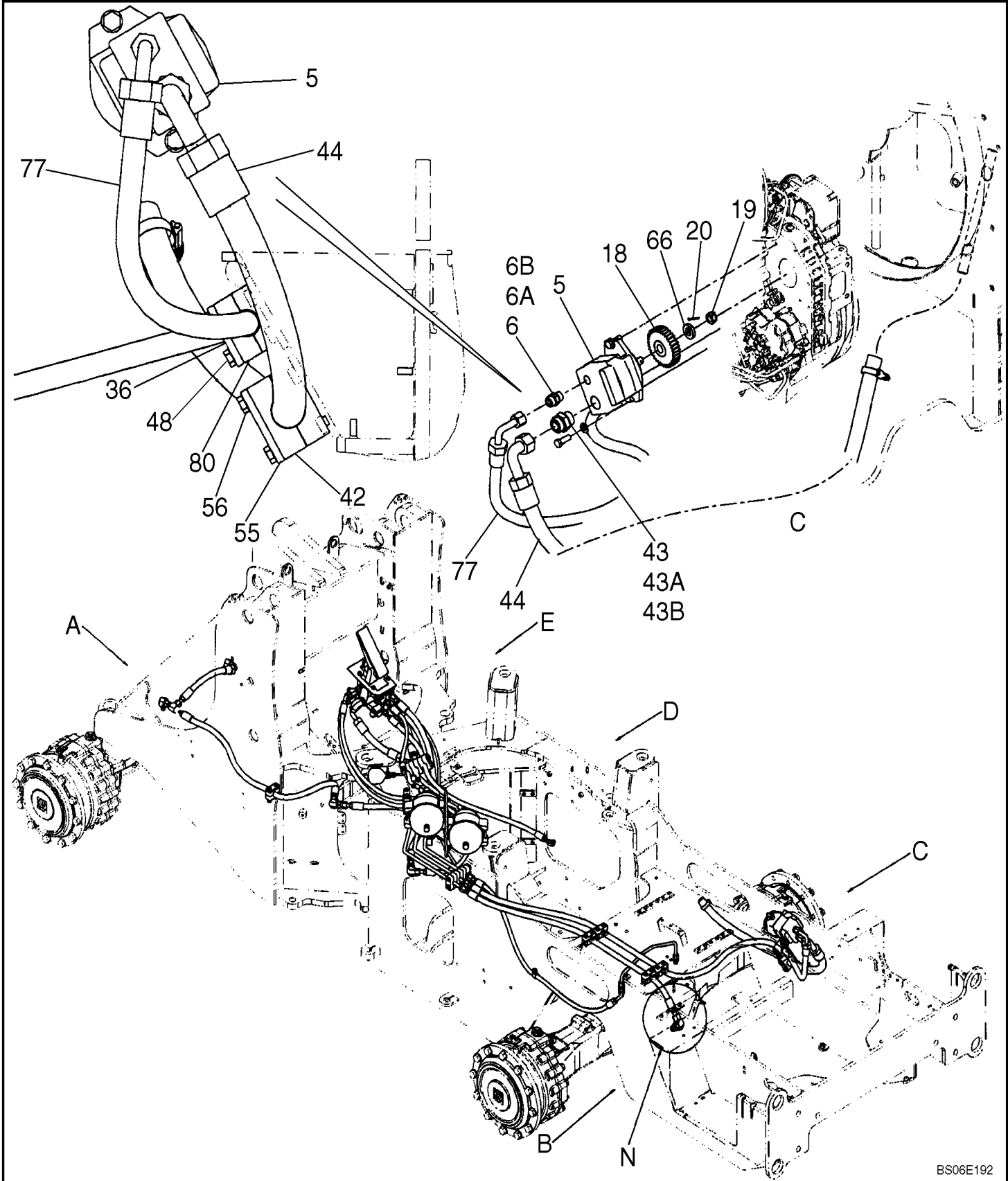


WHEELS

REF FN	PART NUMBER	YR/SN	QTY DESCRIPTION
	REF		INSTRUCTION FOR 20.5 X 25 TIRES - THREE PIECE WHEEL
	87492748		4 WHEEL ASSY Titan, Tan, Stamped With Titan P/N 515194195 Near Bolt Holes; Incl. Refs. 1 - 4, 7; If Used
1	NSS		1 NOT SOLD SEPARAT Rim; Wheel
2	S301694		1 RING Side
3	A19100		1 LOCKING RING Locking
4	S301695		1 BLOCK DRIVER Key
5	A20058		4 VALVE STEM Incl. Ref. 6
6	NSS		4 NOT SOLD SEPARAT Cap
7	A19101		8 O-RING 6.6mm Thk x 590.55mm ID
	87364633		4 WHEEL ASSY Solideal, Tan, With Solideal Marking And Job Number Stamp Near Bolt Holes; Incl. 8, 9; Used with Refs. 5 - 7; If Used
8	NSS		1 NOT SOLD SEPARAT Rim, Wheel; Lockring And Sidering Not Serviced Separately
9	87551851		1 KEY Driver

721E-WHEEL LOADER TIER 3 (NA)

HYDRAULICS - BRAKE, MAIN - PUMP



HYDRAULICS - BRAKE, MAIN - ACCUMULATOR

REF FN	PART NUMBER	YR/SN	QTY DESCRIPTION
57	87326008		1 BRACKET Brake Accumulator; For Use With 2.8L Brake Accumulators P/N 8603020, Ref. 27; Prior To P.I.N. N8F203499
57A	87736954		1 BRACKET Brake Accumulator; For Use With 3.5L Brake Accumulators P/N 87728740, Ref. 27A; P.I.N. N8F203499 And After
58	896-15012		3 WASHER 13.5mm ID x 28mm OD x 4mm Thk
59	832-10412		3 LOCK NUT M12 x 1.75, CI 8
60	895-15008		8 WASHER 9mm ID x 20mm OD x 1.6mm Thk
61	627-8030		2 BOLT Hex, M8 x 1.25 x 30mm, CI 10.9, Full Thd
62	832-10408		4 LOCK NUT M8 x 1.25, CI 8.8
76	8500174		1 FLEXIBLE HOSE 1407 mm (55 - 25-64 in); Fan Supply; If Used
76A	87580003		1 HYDRAULIC HOSE 15.88 mm ID x 1482.00 mm Fan Supply; If Used
76B	87617158		1 HOSE ASSY. 1512 mm (59 - 33/64 in); Fan Supply; If Used

721E-WHEEL LOADER TIER 3 (NA)

CLICK HERE TO **DOWNLOAD** THE COMPLETE MANUAL

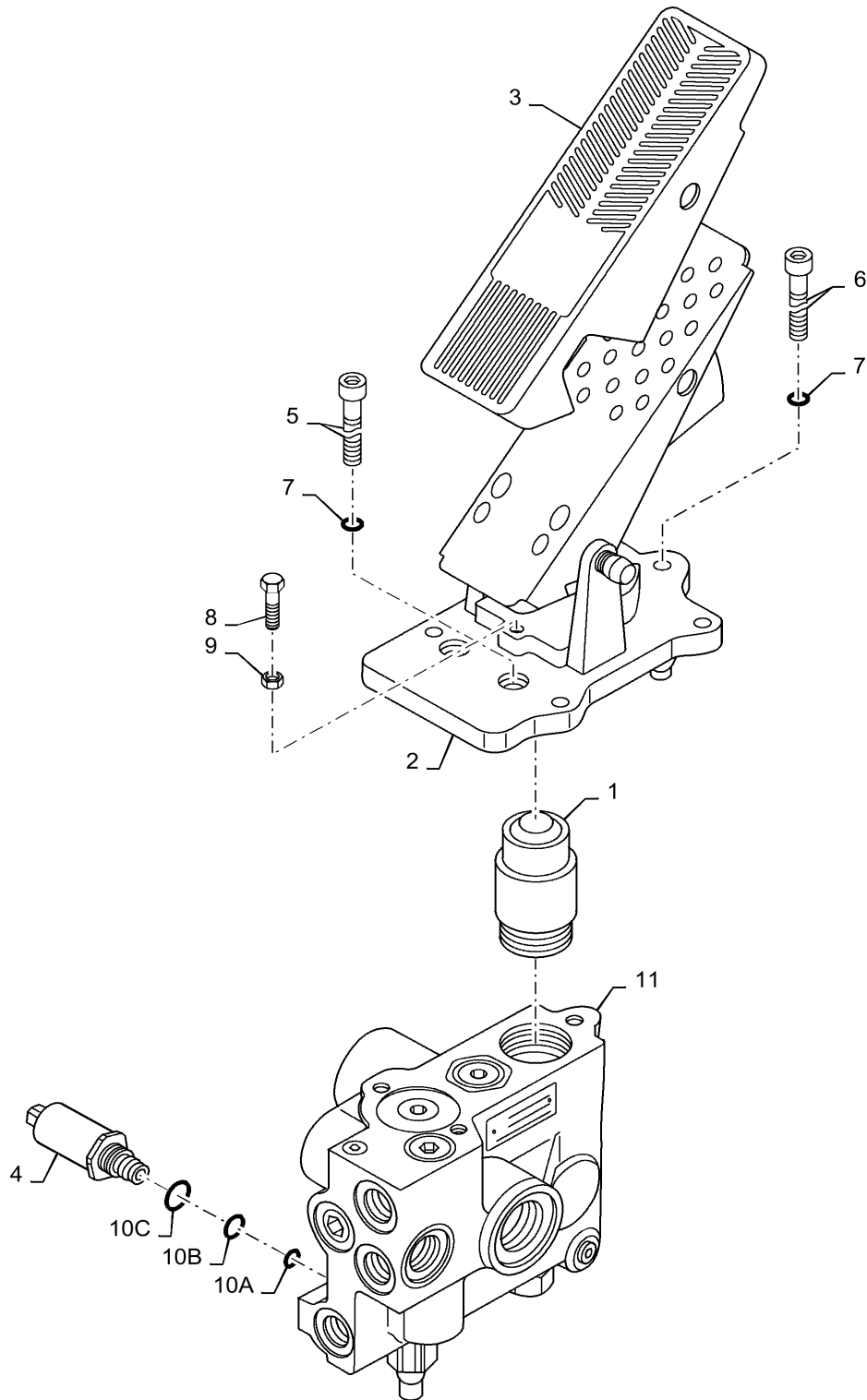
- Thank you very much for reading the preview of the manual.
- You can download the complete manual from: www.heydownloads.com by clicking the link below



- Please note: If there is no response to CLICKING the link, please download this PDF first and then click on it.

CLICK HERE TO **DOWNLOAD** THE COMPLETE MANUAL

VALVE ASSY - BRAKE



08-03

p1

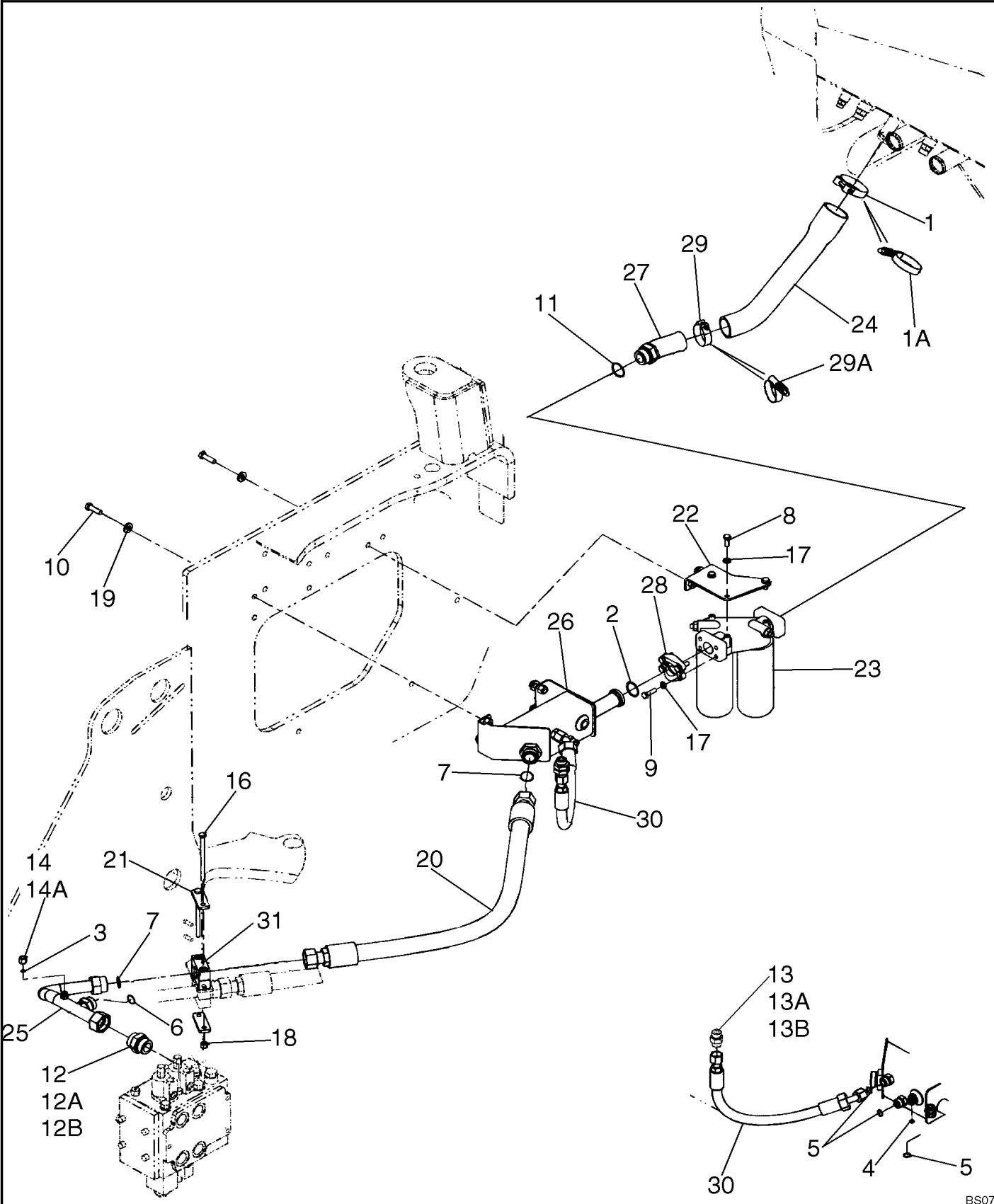
7/2020

HYDRAULICS - FILTER, OIL

REF FN	PART NUMBER	YR/SN	QTY DESCRIPTION
	87308943		1 HYDRAULIC OIL FILTER Production Number; For Service Order 8604802 Indicator And 87308945 Spin On Element
	8604802		1 RESTRICTION SWITCH Incl. 1 - 6
1	NSS		1 NOT SOLD SEPARAT Body
2	NSS		1 NOT SOLD SEPARAT Washer
3	129-667		2 NUT #10-32, LH
4	493-21020		1 LOCK WASHER Int Tooth, #10
5	237-6006		1 O-RING 0.078" Thk x 0.468" ID, -906, CI 6, 90 Duro
6	238-5011		1 O-RING 0.07" Thk x 0.301" ID, -11, CI 5, 75 Duro
7	84476010		2 HYDRAULIC OIL FILTER Element; Spin-On

721E-WHEEL LOADER TIER 3 (NA)

HYDRAULICS - RESERVOIR RETURN

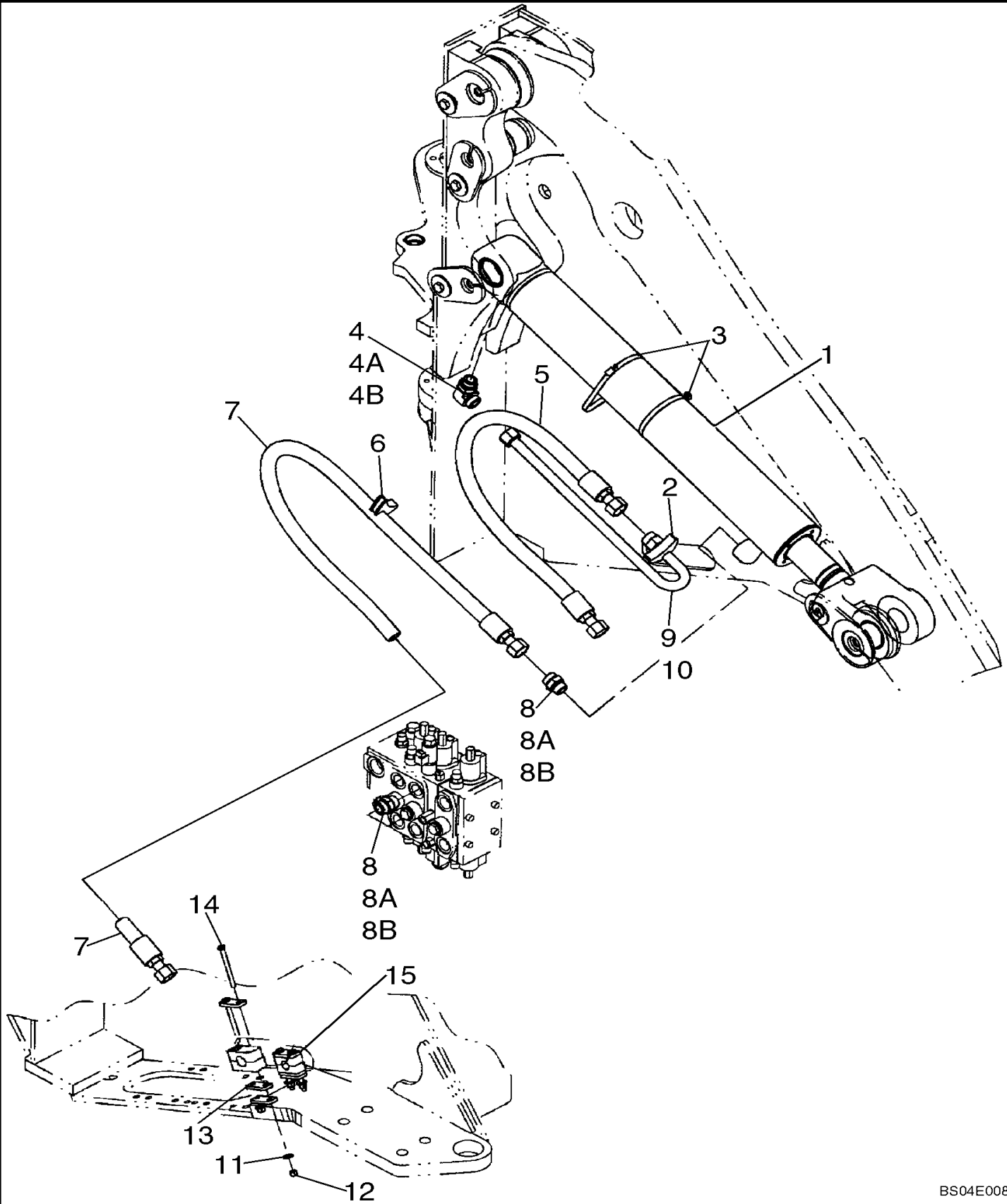


HYDRAULICS - COOLER WITHOUT BYPASS

REF FN	PART NUMBER	YR/SN	QTY DESCRIPTION
	REF		INSTRUCTION NO BYPASS
1	87362189		1 HOSE ASSY. 2088mm (82 in); Cooler Return
2	87362190		1 HOSE ASSY. 1530mm (60 in); Fan Valve To Cooler
3	700-104		1 HYD CONNECTOR 1-3/16" - 12 Male ORFS x M27 x 2 Male ORB Incl. 3A, 3B
3A	238-6018		1 O-RING 0.07" Thk x 0.739" ID, -18, CI 6, 90 Duro Face Seal
3B	637-64236		1 O-RING 2.9mm Thk x 23.6mm ID, CI 6, 90 Duro Boss Seal
4	701-361		1 ELBOW 90 Degree Elbow, 1" - 14 Male ORFS x 1" - 14 Female ORFS Incl. 4A
4A	238-6016		2 O-RING 0.07" Thk x 0.614" ID, -16, CI 6, 90 Duro Face Seal
5	367489A1		2 BLOCK Mounting

721E-WHEEL LOADER TIER 3 (NA)

HYDRAULICS - LOADER LIFT (XT) RIGHT SIDE COMPONENTS

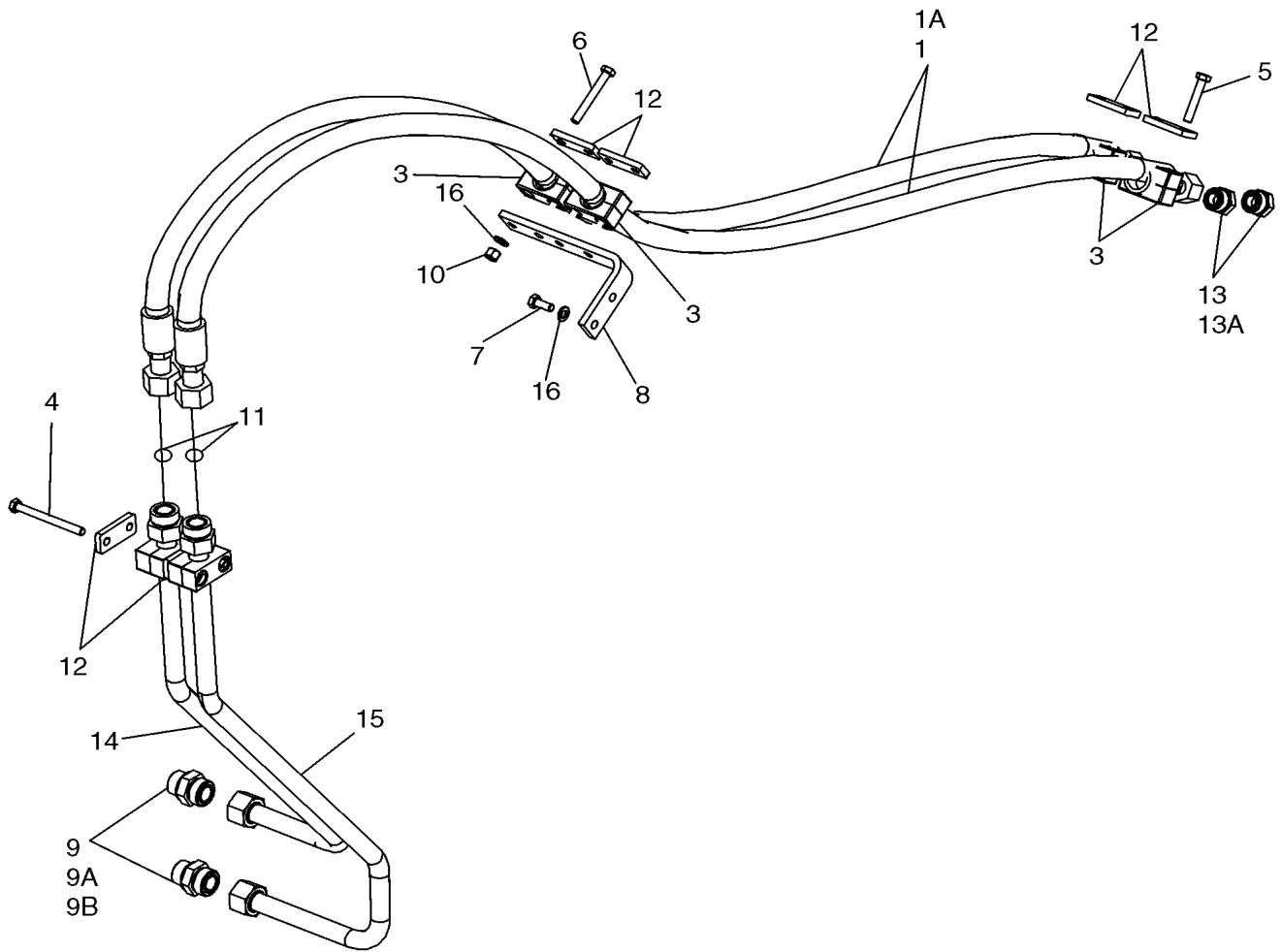


HYDRAULICS - LOADER BUCKET (XT) RIGHT SIDE COMPONENTS

REF FN	PART NUMBER	YR/SN	QTY DESCRIPTION
	REF		INSTRUCTION XT LOADER RIGHT SIDE COMPONENTS
1	87324809		1 BUCKET CYLINDER Double Acting, 57.2mm Rod, 856.5mm Stroke Tilt; 114mm Bore; 856.5mm Stroke; See Figure 08-35
	87324809R		1 REMAN-HYD CYLINDER Double Acting, 57.2mm Rod, 856.5mm Stroke 721E TIER 3 (NA) (8/06-)
	87324809C		CORE-HYD CYLINDER Double Acting, 57.2mm Rod, 856.5mm Stroke Return Number
2	367489A1		2 BLOCK Tube Mounting
3	367658A1		2 PLATE Clamp Cover
4	827-10070		4 BOLT Hex, M10 x 1.5 x 70mm, CI 10.9
5	87444574		2 HYD TUBE 25 mm OD x 724, 117 mm L Right Tilt Rod
6	238-6021		2 O-RING 15/16 X 1 - 1/16, CI 6 Face Seal End
7	87444578		1 HYD TUBE 25 mm OD x 266, 124 mm L Right Tilt Base
8	700-308		1 ELBOW 90 Degree Elbow, 1-7/16" - 12 Male ORFS x M33 x 2 Male ORB Incl. 8A, 8B
8A	238-6021		1 O-RING 15/16 X 1 - 1/16, CI 6 Face Seal End
8B	637-64296		1 O-RING 2.9mm Thk x 29.6mm ID, CI 6, 90 Duro Boss End
9	87444684		1 BRACKET Right Tilt Tubes
10	627-10020		2 BOLT Hex, M10 x 1.5 x 20mm, CI 10.9, Full Thd
11	895-15010		2 WASHER 11mm ID x 24mm OD x 2mm Thk
12	328082A1		1 ELBOW 90 deg, long

721E-WHEEL LOADER TIER 3 (NA)

HYDRAULICS - LOADER AUXILIARY - THIRD SPOOL (XR)

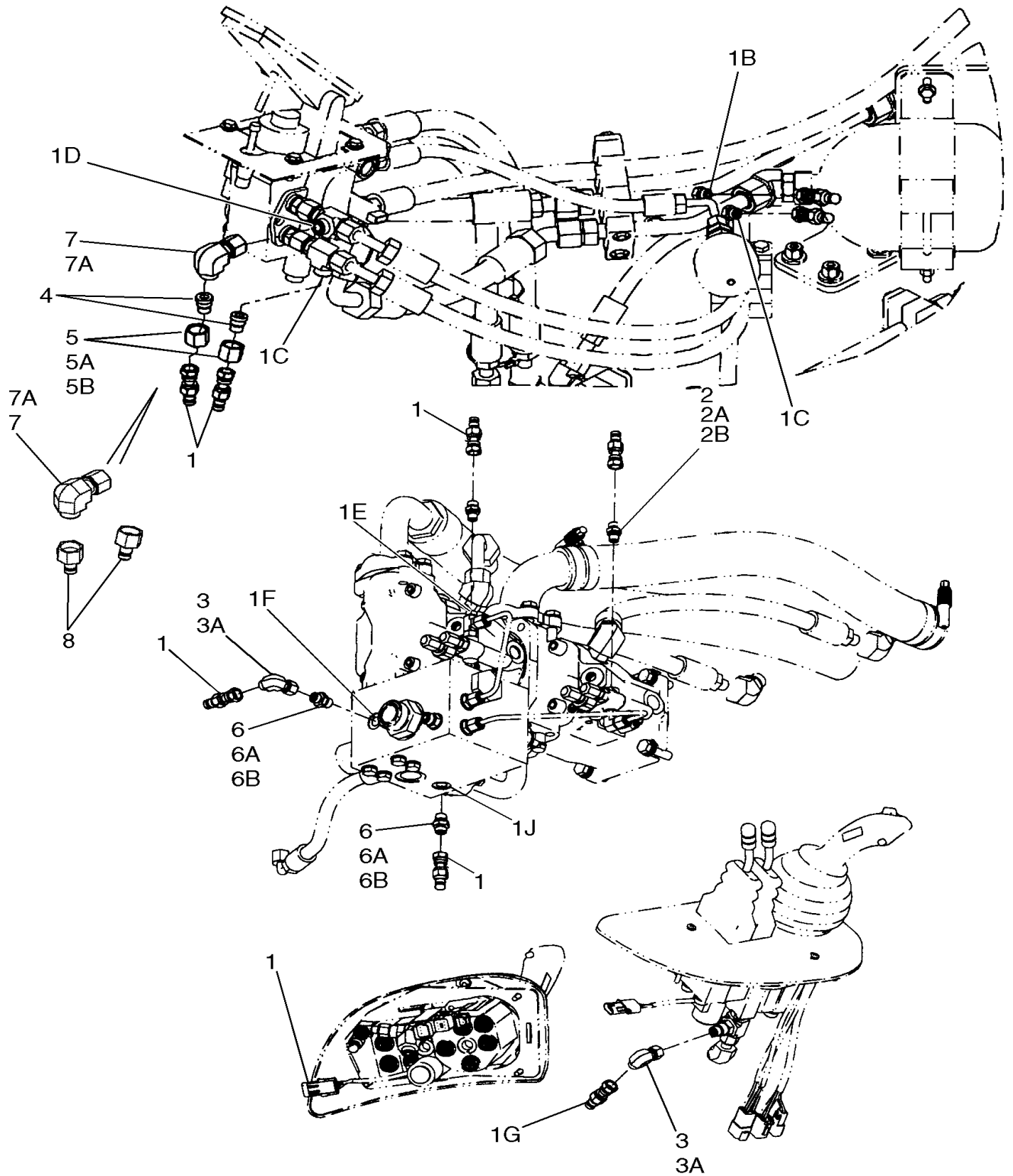


HYDRAULICS - LOADER CONTROLS - PILOT CONTROL LINES

REF FN	PART NUMBER	YR/SN	QTY DESCRIPTION
	REF		INSTRUCTION PILOT CONTROL HOSES
1	87333783		1 HOSE PROTECTION 80.00 mm ID x 1254.00 mm
2	701-422		2 TEE 11/16" - 16 Male ORFS x 11/16" - 16 Male ORFS x 11/16" - 16 Female ORFS Incl. 2A
2A	238-6012		2 O-RING 0.07" Thk x 0.364" ID, -12, CI 6, 90 Duro Face Seal
3	232388A1		2 GROMMET
4	87375607		1 HOSE ASSY. 2525mm (99-1/2 in); Pilot Raise
5	87375605		1 HOSE ASSY. 2342mm 91-1/4in); Pilot Rollback
6	87375604		1 HOSE ASSY. 2182mm (86 in); Pilot Dump
7	87351224		1 HYDRAULIC HOSE 1230mm (48-1/2in); Hydraulic Tank
8	87375609		1 HOSE ASSY. 2508mm (99 in); Pilot Pressure
9	87375606		1 HOSE ASSY. 2294 mm (90-1/3 in); Pilot Lower
10	700-101		4-8 HYD CONNECTOR 11/16" - 16 Male ORFS x M14 x 1.5 Male ORB Incl. 10A, 10B
10A	238-6012		1 O-RING 0.07" Thk x 0.364" ID, -12, CI 6, 90 Duro Face Seal
10B	637-63113		1 O-RING 2.2mm Thk x 11.3mm ID, CI 6
11	701-319		2 ELBOW 90° Elbow, 11/16" - 16 Male ORFS x 11/16" - 16 Female ORFS Incl. 11A
11A	238-6012		1 O-RING 0.07" Thk x 0.364" ID, -12, CI 6, 90 Duro Face Seal
12	391859A1		1 VALVE, CHECK Incl. 12A, 12B
12A	238-6012		1 O-RING 0.07" Thk x 0.364" ID, -12, CI 6, 90 Duro Face Seal

721E-WHEEL LOADER TIER 3 (NA)

HYDRAULICS - COUPLER SYSTEM - DIAGNOSTIC LINES

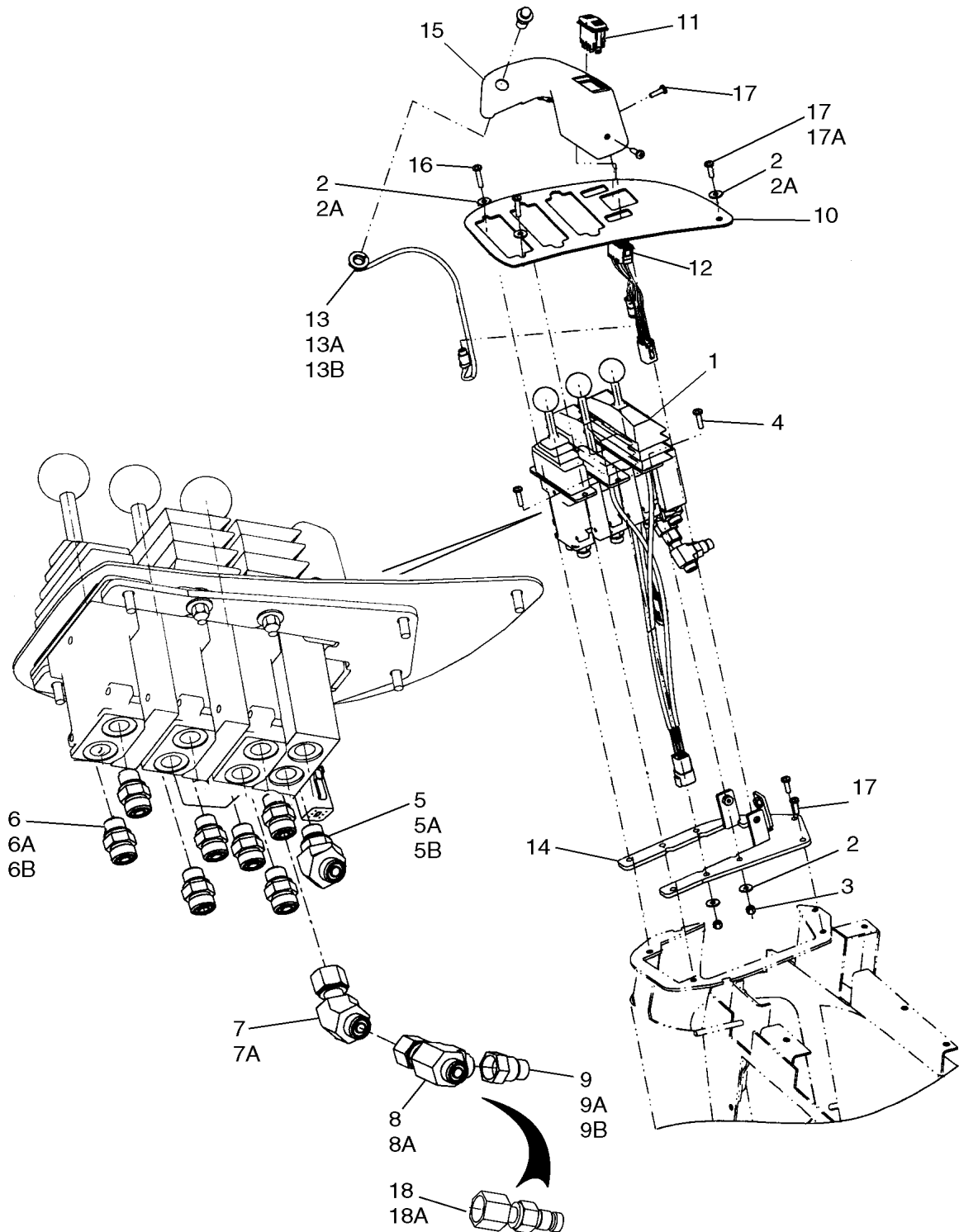


HYDRAULICS - NON- RIDE CONTROL (XT)

REF FN	PART NUMBER	YR/SN	QTY DESCRIPTION
	REF		INSTRUCTION XT LOADER
1	700-105		4 HYD CONNECTOR 1-7/16" - 12 Male ORFS x M33 x 2 Male ORB Incl. 1A, 1B
1A	238-6021		1 O-RING 15/16 X 1 - 1/16, CI 6 Face Seal
1B	637-64296		1 O-RING 2.9mm Thk x 29.6mm ID, CI 6, 90 Duro Boss Seal
2	87440463		1 HYD TUBE 25 mm OD Right Lift Base
3	701-901		1 CAP 1-7/16" - 12 Incl. 3A
3A	238-6021		1 O-RING 15/16 X 1 - 1/16, CI 6 Face Seal
4	238-6021		2 O-RING 15/16 X 1 - 1/16, CI 6 Face Seal
5	87439733		1 HYD TUBE Right Lower

721E-WHEEL LOADER TIER 3 (NA)

LOADER CONTROL - THREE LEVER MOUNTING

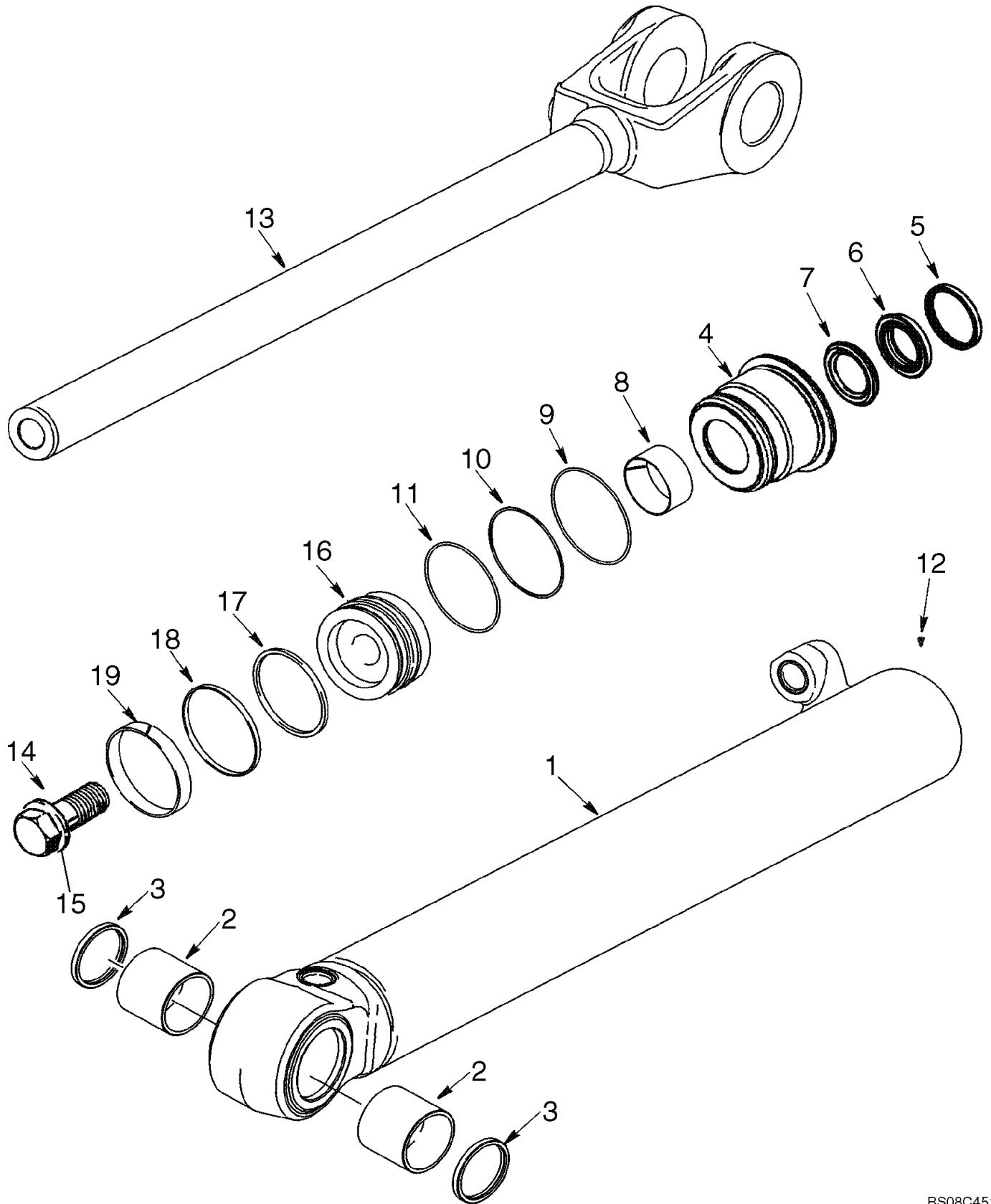


CYLINDER ASSY - LOADER BUCKET (XR LOADER)

REF FN	PART NUMBER	YR/SN	QTY DESCRIPTION
13	87625612		2 BUSHING 82.86mm ID x 98.53mm OD x 36mm L 82.6 Dia.
14	365523A1		4 WIPER SEAL Wiper
15	86982444		1 SPECIAL BOLT Hex, 12, 1 1/2 x 3.50" Incl. Ref. 15
16	NSS		1 NOT SOLD SEPARAT WASHER
	87432305		1 PISTON Incl. Refs. 17 - 20
17	87432306		1 PISTON ROD/GLAND 146.0 Dia Bore Cylinder; 76.2 Dia Rod
17	51541583		1 PISTON 146.1 Dia Bore Cylinder; 76.2 Dia Rod
18	446339A1		1 SEAL 140.03mm ID x 147.81mm OD x 9.32mm Thk 127.0 Dia.
19	446340A1		1 SEALING RING Square, 6.86mm Thk x 126.11mm ID 127.0 Dia.
20	446196A1		1 SEALING RING Split, 139.7mm ID x 146.05mm OD x 19.05mm Thk Wear

721E-WHEEL LOADER TIER 3 (NA)

CYLINDER ASSY - LOADER LIFT

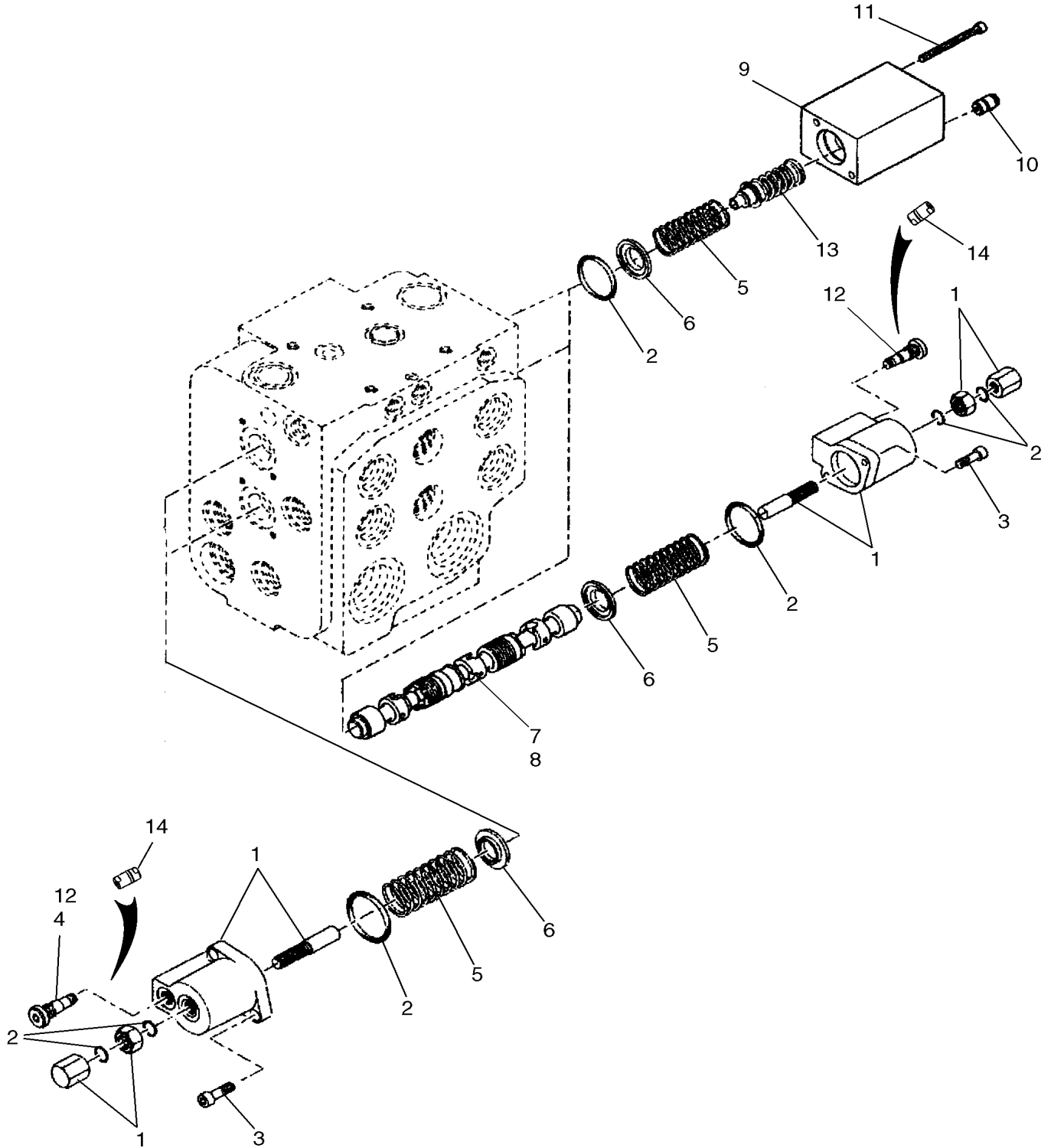


TANDEM PUMP ASSEMBLY - FRONT

REF FN	PART NUMBER	YR/SN	QTY DESCRIPTION
	8602845		1 HYDRAULIC PUMP Front; Incl. 1-15; Also Incl. Parts on Figure 08-39
	8602848		1 HYDRAULIC VALVE Rotary Group; Incl. 1, 2
1	8602868		1 HYDRAULIC VALVE Rotary Group; Incl. 3 - 10
2	8602869		1 PLATE Distribution
3	8602870		9 PISTON Complete
4	8602871		1 BODY Cylinder
5	8602872		1 RETAINING PLATE
6	8602873		1 BALL Retaining
7	8602874		1 SPRING
8	8604953		3 PIN Pressure
9	8602875		1 RING Seeger-V-Ring
10	8602876		1 DISC Thrust
11	8604960		1 CONTROL VALVE Pilot; Incl. 12 - 15
12	8602844		1 HYDRAULIC VALVE Pilot; Not Illustrated
13	8604965		3 O-RING 1.78mm Thk x 7.65mm ID, -11, 70 Duro
14	8604964		4 HEX SOC SCREW M6 x 30mm, CI 10.9 Socket M6 x 30
15	8604963		1 PLUG M12 x 1.5

721E-WHEEL LOADER TIER 3 (NA)

VALVE SECTION - BUCKET/BOOM SPOOLS (TWO SPOOL VALVE) (Z-BAR)

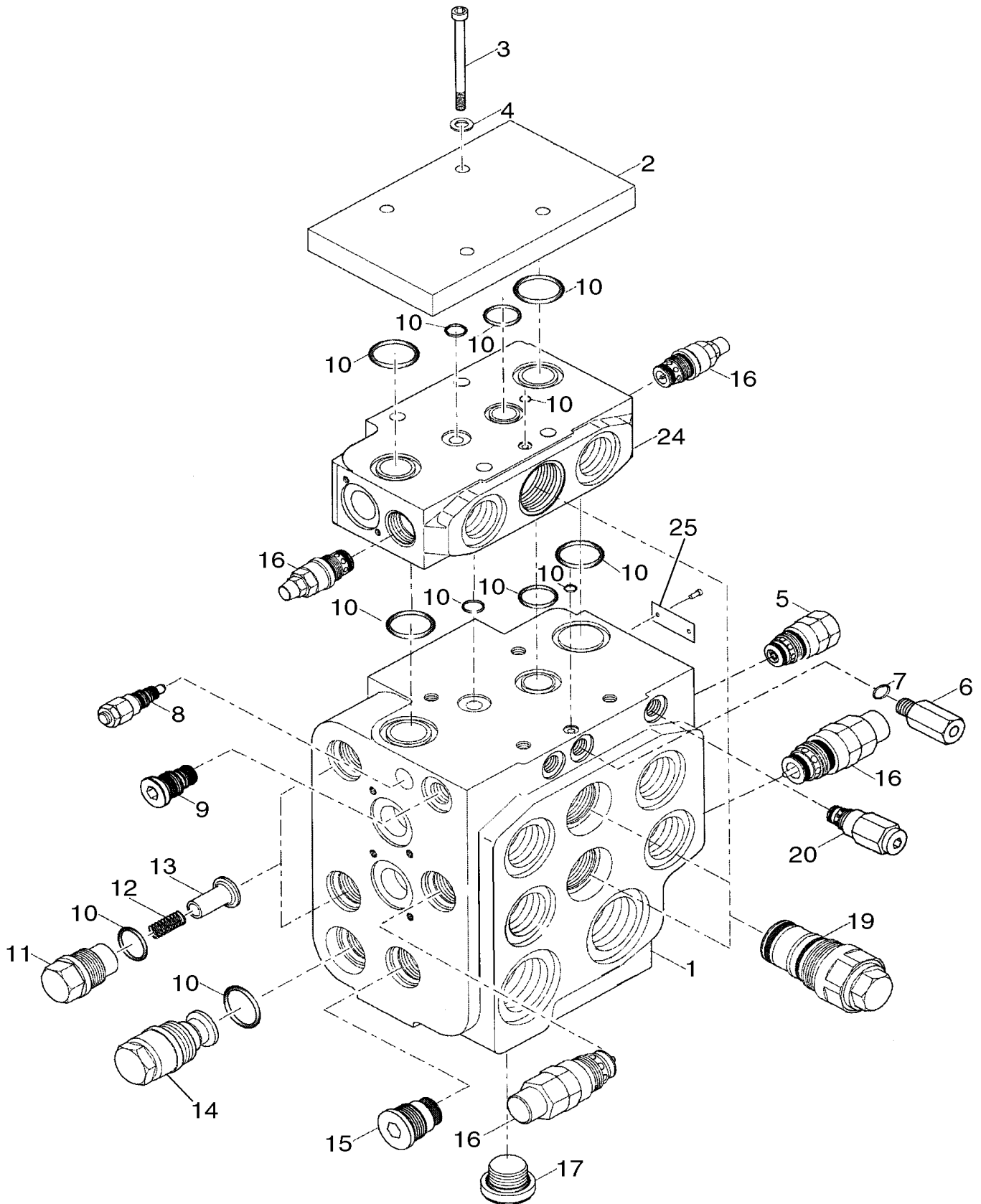


VALVE ASSY - LOADER CONTROL, THREE SPOOL (Z-BAR) - IF USED

REF FN	PART NUMBER	YR/SN	QTY DESCRIPTION
10	8602927		1 SEAL KIT Load Sensing Control Block; Includes (29) O-Rings, Which Are Not Serviced Separately; Replaces Seal Kit 8602927
11	8602919		2 SCREW Lock, M28 x 1 x 49mm Locking; M28 x 1 x 49
12	8602921		2 COMPRESSION SPRING Compression
13	8602920		2 CONE
14	8602912		1 HYDRAULIC VALVE Component Parts Not Serviced Separately
15	8602902		1 LOCK SCREW Includes (2) O-Rings, (1) Thrust Ring and Seal Kit; Component Parts Not Serviced Separately; For Serviced Of External Seals, Order 8604937 Seal Kit, Ref 15A; Incl. 15A
15A	8602903		1 SEAL KIT Not Illustrated
16	8602906		4 VALVE PRESSURE RELIEF ANTI-CAVITATION Combined Relief and Anti-Cavitation; Includes Spool Seal, (3) O-Rings, (2) Thrust Rings, Nut and Seal Kit; Component Parts Not Serviced Separately; For Service Of External Seals, Order 8604939 Seal Kit, Ref 16A; Incl. 16A
16A	8602907		1 SEAL KIT Not Illustrated
17	8602893		2 SCREW M33 x 2mm M33 x 2; Locking
19	8602900		3 PILOT VALVE Pilot Relief and Anti-Cavitation; Includes (4) O-Rings, (4) Thrust Rings and Seal Kit; Component Parts Not Serviced Separately; For Service Of External Seals, Order 8604935 Seal Kit, Ref 19A; Incl. 19A
19A	8602901		1 SEAL KIT Not Illustrated

721E-WHEEL LOADER TIER 3 (NA)

VALVE ASSY - LOADER CONTROL, FOUR SPOOL (Z-BAR LOADER) - IF USED

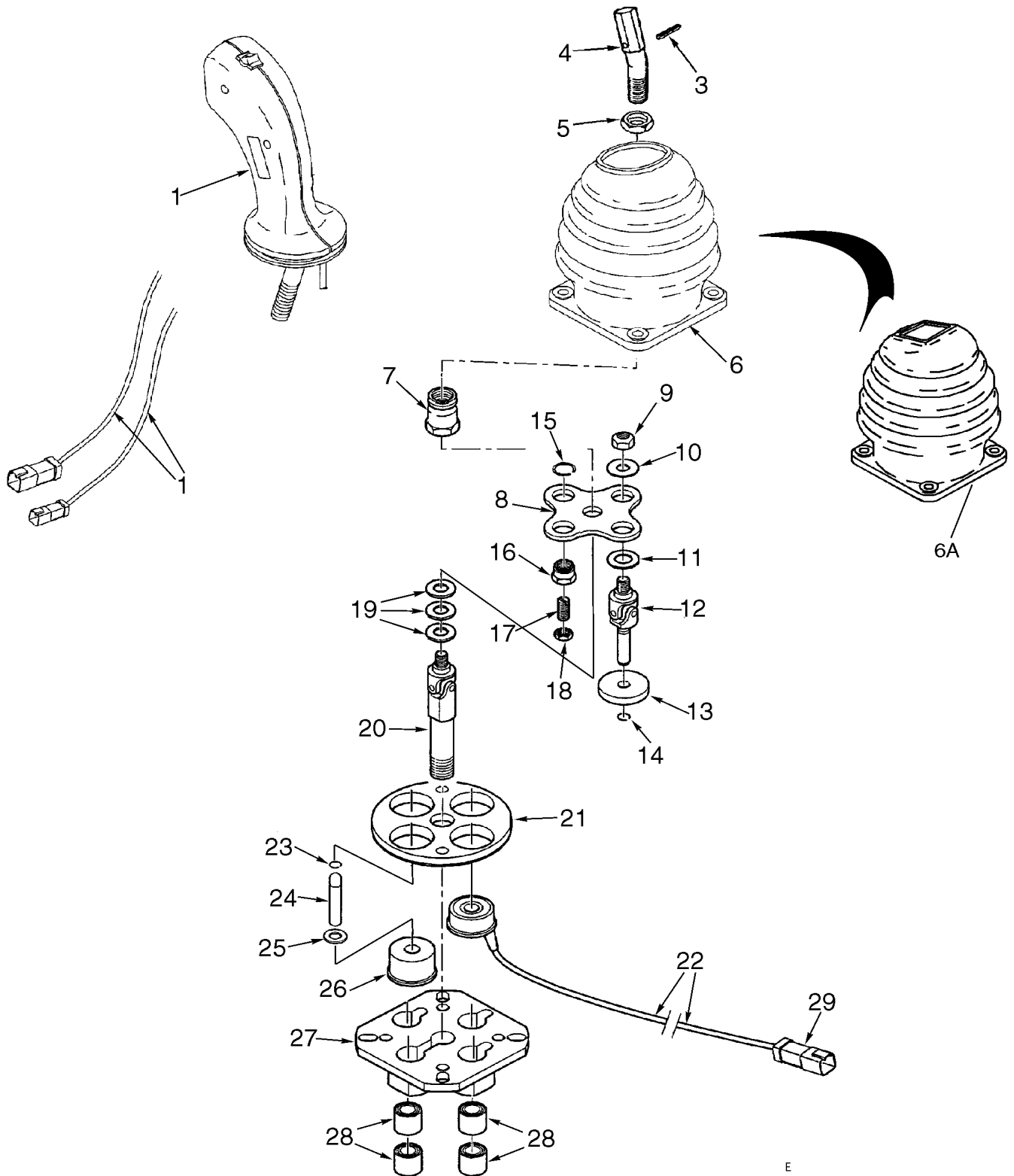


VALVE ASSY - LOADER CONTROL, FOUR SPOOL (XT LOADER) - IF USED

REF FN	PART NUMBER	YR/SN	QTY DESCRIPTION
15A	8602903		1 SEAL KIT Not Illustrated
16	8602906		6 VALVE PRESSURE RELIEF ANTI-CAVITATION Incl. 16A
16A	8602907		1 SEAL KIT Not Illustrated
17	8602893		1 SCREW M33 x 2mm M33 x 2; Locking
19	8602900		4 PILOT VALVE Incl. 19A
19A	8602901		1 SEAL KIT Not Illustrated
20	8602913		1 HYDRAULIC VALVE Incl. 20A
20A	8602914		1 SEAL KIT Not Illustrated
24	NSS		2 NOT SOLD SEPARAT M6 Control Block

721E-WHEEL LOADER TIER 3 (NA)

VALVE ASSY - JOYSTICK CONTROL



E

VALVE ASSY - 3 LEVER LOADER CONTROL

REF FN	PART NUMBER	YR/SN	QTY DESCRIPTION
1	407869A2		1 VALVE, CONTROL Three Lever; Three Spool; Incl. 2 - 19
	8604594		1 KIT Handle; Incl. 2 - 5
2	NSS		1 NOT SOLD SEPARAT Knob
3	NSS		1 NOT SOLD SEPARAT Handle
4	NSS		1 NOT SOLD SEPARAT Boot
5	NSS		1 NOT SOLD SEPARAT Nut
6	8604552		2 SOLENOID Regulator Unit; Not Illustrated
7	8604553		2 REPAIR KIT Magnet
	8604554		1 KIT Rod; Incl. 8 - 10
8	NSS		1 NOT SOLD SEPARAT Rod
9	NSS		2 NOT SOLD SEPARAT Rod
10	NSS		6 NOT SOLD SEPARAT Nut
11	8604557		10 SEAL Inter-Section
12	8604555		3 KIT Pin; Not Illustrated
13	8604556		3 SPRING Pack
	8604551		2 REPAIR KIT Handle; Incl. 2, 5, 14, 15
14	NSS		1 NOT SOLD SEPARAT Handle
15	NSS		1 NOT SOLD SEPARAT Boot
16	8604598		1 CONTROL VALVE Section; Loader Control; Third; Not Illustrated
17	8604607		1 SPRING Pack
18	8604608		3 MAGNETIC PLUG Metric
19	8604599		1 SPACER Manifold; Not Illustrated
	REF		INSTRUCTION FOLLOWING COMPONENTS MAY NOT BE ILLUSTRATED
	449527A1		1 SPRING Return; Parker # 91283768
	449528A1		1 LEVER Bucket; Parker # 9120089536
	449529A1		1 LEVER Boom; Parker # 9120089656
	449530A1		1 MOUNTING PLATE Parker #9120089308

721E-WHEEL LOADER TIER 3 (NA)

SECTION INDEX

CHASSIS

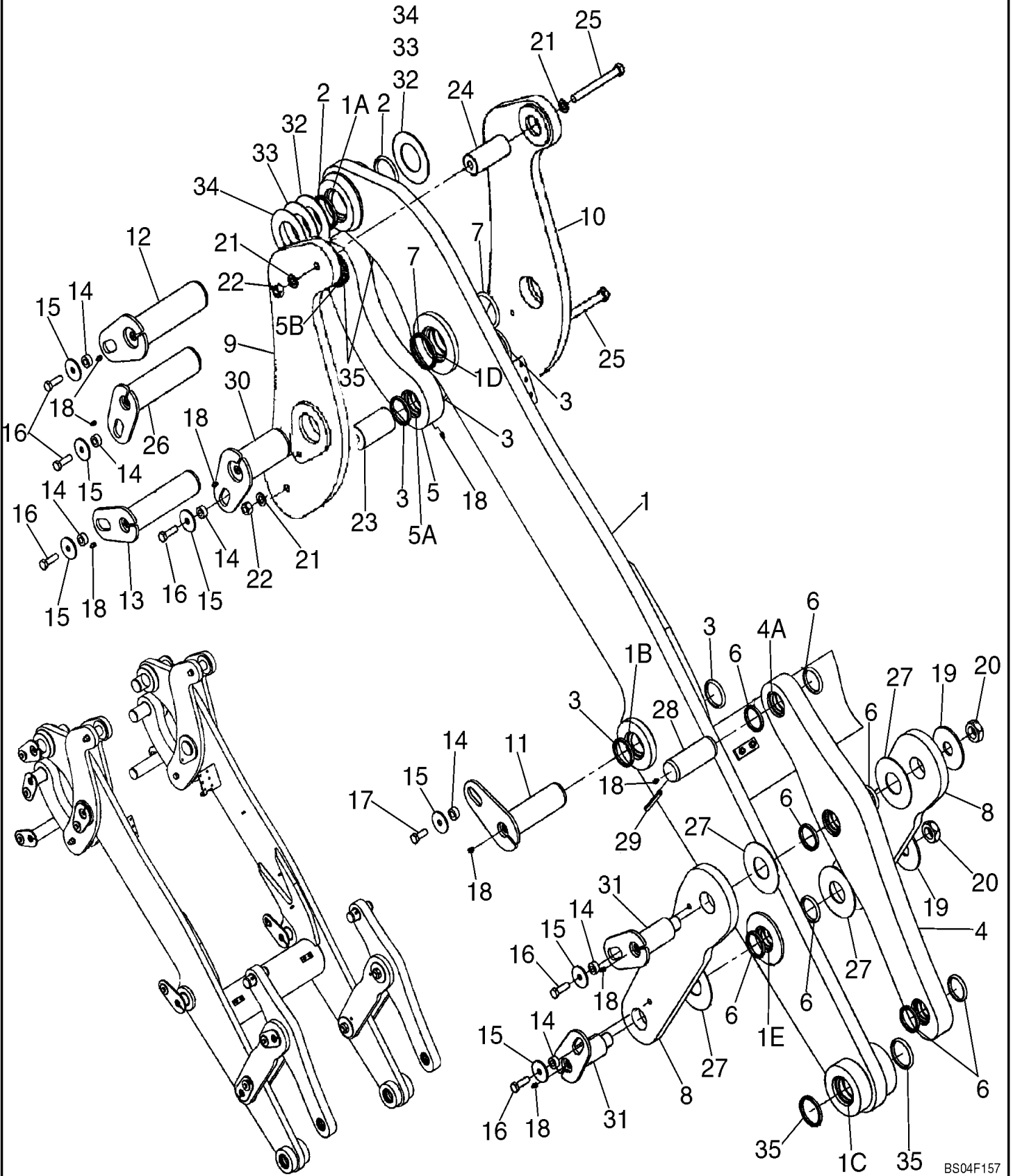
09-66	CAB - COMPONENTS
09-67	CAB - CONVENIENCE PACKAGE
09-68	CAB - SUNVISOR
09-69	CAB - HEATER AND AIR CONDITIONING DUCTS
09-70	CAB - HEATER AND AIR CONDITIONING DUCTS
09-71	HEATER - MOUNTING
09-72	HEATER
09-73	HEATER - ASSEMBLY
09-74	HEATER - CONTROL
09-75	HEATING HOSES
09-76	AIR CONDITIONING - MOUNTING
09-77	AIR CONDITIONING
09-77A	AIR CONDITIONING DIA KIT
09-78	AIR CONDITIONING - EVAPORATOR
09-79	AIR CONDITIONING - CONTROL
09-80	AIR CONDITIONING - CONDENSER
09-81	AIR CONDITIONING - COMPRESSOR MOUNTING
09-82	AIR CONDITIONING HOSES
09-83	AIR CONDITIONING HOSES - DRAIN LINES
09-84	CANOPY - STRUCTURE
09-85	CANOPY - INTERIOR TRIM
09-86	CANOPY - INTERIOR TRIM/EXTERIOR TRIM
09-87	CANOPY - COVERS, ANTI-VANDALISM
09-88	COUNTERWEIGHTS - 2225 POUND
09-89	COUNTERWEIGHTS - 3450 POUND
09-90	FIRE EXTINGUISHER
09-91	TOOL BOX
09-92	LICENSE PLATE MOUNTING
09-93	DECALS - MODEL
09-94	DECALS - COMMON TO MODEL
09-95	DECALS - CAB
09-95A	DECALS - CANOPY
09-96	DECALS - SWITCHES

CONTROL - RTD-RTT-HGT (XT LOADER)

REF FN	PART NUMBER	YR/SN	QTY DESCRIPTION
	REF		INSTRUCTION XT LOADER
1	87304560		1 BRACKET Return To Dig
2	87324778		1 BRACKET RTD Targetl; If Used; Length 528mm
3	895-11010		6 WASHER 11mm ID x 20mm OD x 2mm Thk
4	892-11010		6 LOCK WASHER M10
5	627-10035		4 BOLT Hex, M10 x 1.5 x 35mm, Cl 10.9, Full Thd
7	87310689		1 BRACKET Switch Guard; If Used
8	1546498C1		2 PROXIMITY SWITCH Proximity
9	379149A2		1 MOUNTING PLATE Target Mount
10	627-10025		4 BOLT Hex, M10 x 1.5 x 25mm, Cl 10.9, Full Thd
11	811-12025		2 CARRIAGE BOLT Sht Sq Nk, M12 x 1.75 x 25mm, Cl 8.8
12	87437102		2 BLOCK Proximity Switch
13	87430084		1 COVER Proximity Switch
14	896-11012		2 WASHER 13.5mm ID x 24mm OD x 3mm Thk
15	892-11012		2 LOCK WASHER M12
16	627-12035		2 BOLT Hex, M12 x 1.75 x 35mm, Cl 10.9, Full Thd
17	396585A1		1 WIRE HARNESS RTD XT
18	L18331		12 CABLE TIE 375.9mm L, Nylon, Black CABLE STRAP
19	627-10020		2 BOLT Hex, M10 x 1.5 x 20mm, Cl 10.9, Full Thd

721E-WHEEL LOADER TIER 3 (NA)

FRAME - LOADER LIFT AND LINKAGE (XT)

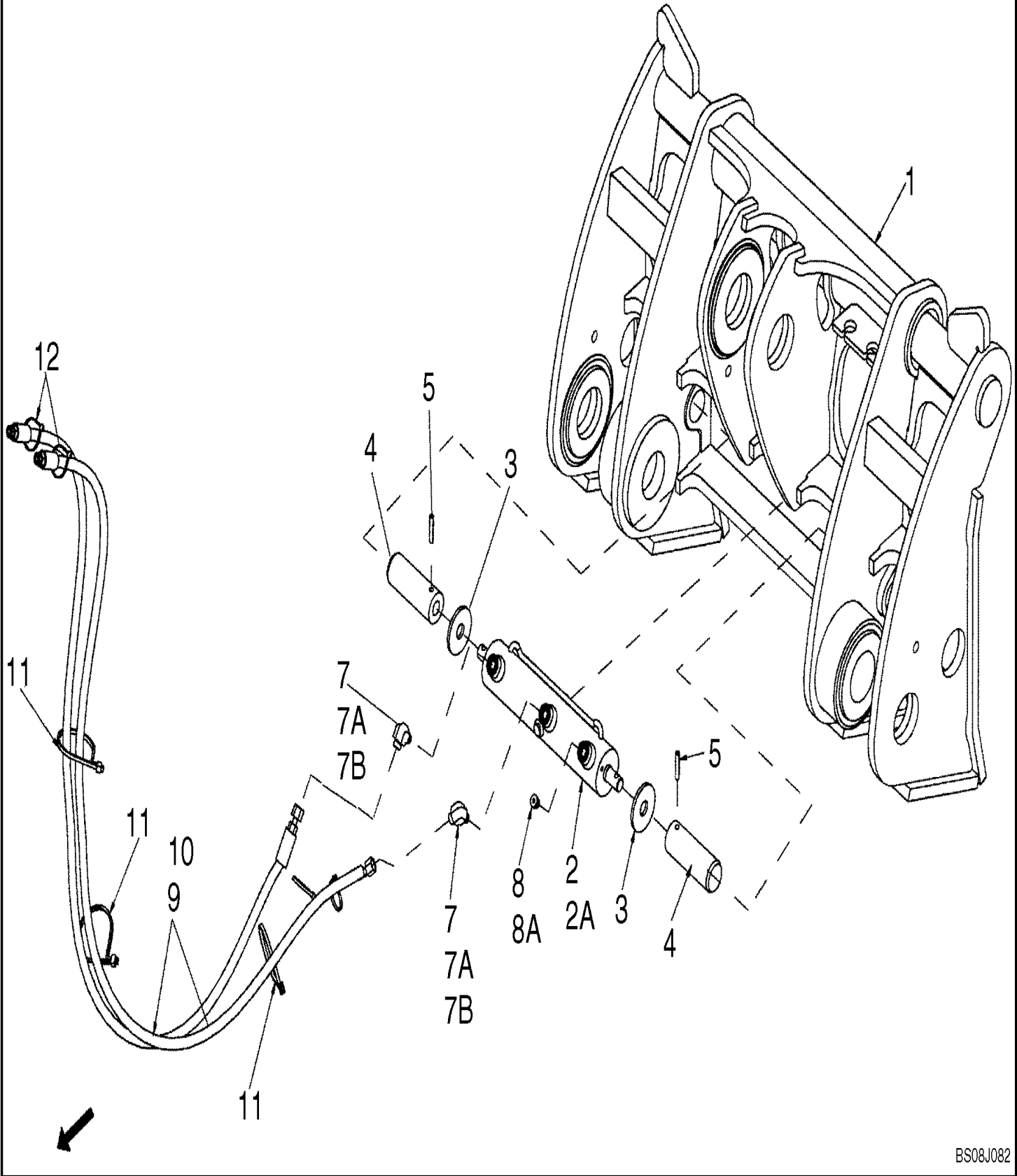


LOADER BUCKET - WITH TEETH, SEGMENTS AND SKID PADS/COUPLERS

REF FN	PART NUMBER	YR/SN	QTY DESCRIPTION
1	REF		1 INSTRUCTION BUCKET/A 87360946; 2.3 Cubic Meters (3.0 Cubic Yards); Order From Whole Goods; Incl. 2 - 13
1	REF		1 INSTRUCTION BUCKET/A 87362801; 2.5 Cubic Meters (3.25 Cubic Yards); Order From Whole Goods; Incl. 2 - 13
1A	REF		1 INSTRUCTION BUCKET/A 8500682; 2.3 Cubic Meters (3.0 Cubic Yards); For Use With ACS Coupler; Order From Whole Goods; Incl. 2 - 13; Not Illustrated
1A	REF		1 INSTRUCTION BUCKET/A 87435641; 2.3 Cubic Meters (3.0 Cubic Yards); For Use With JRB Couplers; Order From Whole Goods; Incl. 2 - 13; Not Illustrated
1A	REF		1 INSTRUCTION BUCKET/A 87734558; 2.3 Cubic Meters (3.0 Cubic Yards); For Use With CNH Couplers; Order From Whole Goods; Incl. 2 - 13; Not Illustrated
	REF		INSTRUCTION BOLT ON SKID PAD
2	8500180		2 SKID PLATE Bottom; Bolt On
3	420-21236		8 CARRIAGE BOLT #3, 3/4" - 10 x 2 1/4", Gr 8
4	425-1612		8 NUT 3/4"-10, G5, Hvy
	REF		INSTRUCTION BUCKET TEETH AND CUTTING EDGE SEGMENTS
	254813A1		7 BUCKET TOOTH Center; Incl. 6, 7, 8
	8501200		2 BUCKET TOOTH Corner; Incl. 5, 7, 8
5	NSS		1 NOT SOLD SEPARAT Shank; Corner
6	NSS		1 NOT SOLD SEPARAT Shank; Center
7	254815A1		1 PIN
8	254814A1		1 BUCKET TOOTH 1 x 4; 8; Standard

721E-WHEEL LOADER TIER 3 (NA)

COUPLER, HYDRAULIC - Z-BAR - CNH

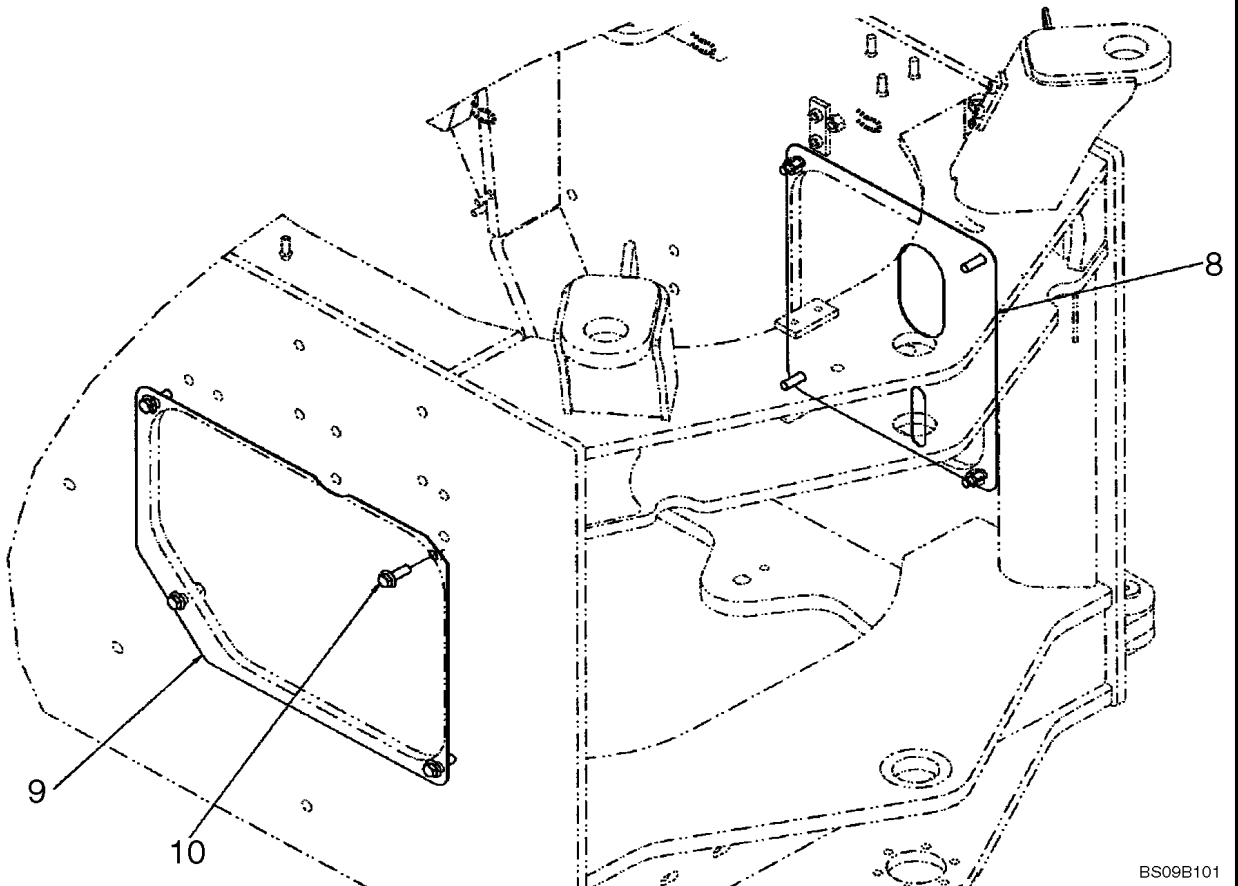
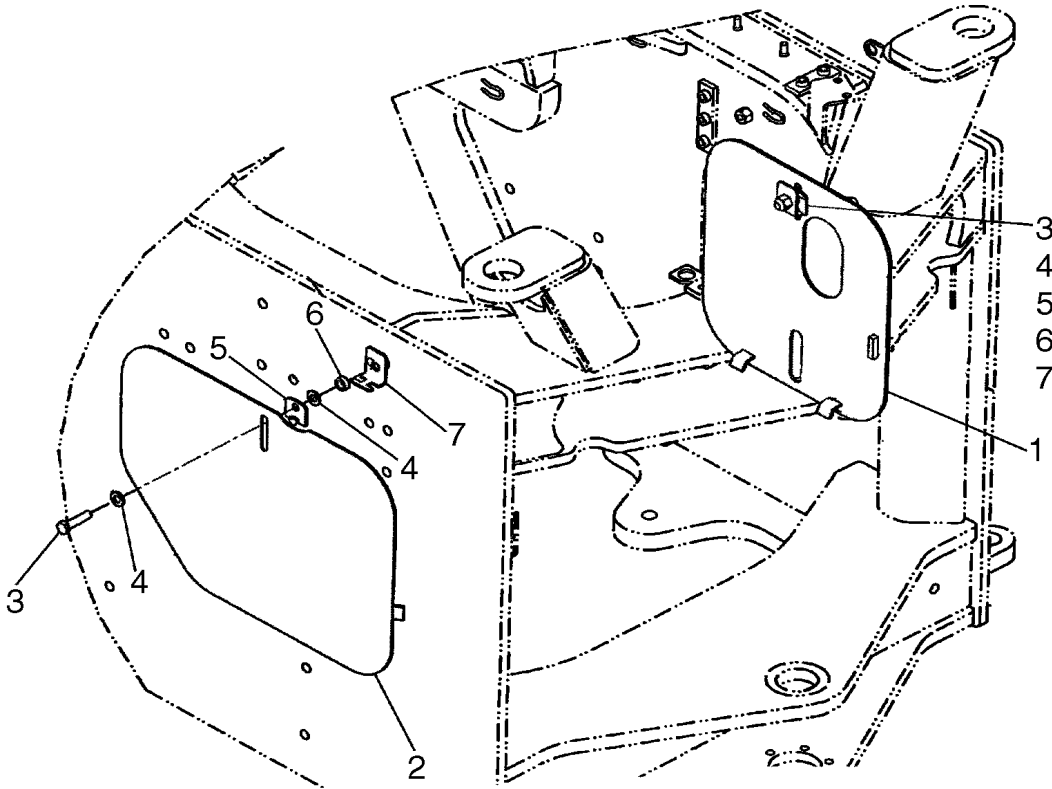


FRAME, FRONT- Z-BAR

REF FN	PART NUMBER	YR/SN	QTY DESCRIPTION
	REF		INSTRUCTION FRONT Z-BAR CHASSIS
1	87342650		1 CHASSIS Z-Bar Front Chassis
2	87435589		1 CHANNEL Linkage Support; Red
3	895-11010		3 WASHER 11mm ID x 20mm OD x 2mm Thk
4	892-11010		3 LOCK WASHER M10
5	827-10040		3 BOLT Hex, M10 x 1.5 x 40mm, Cl 10.9, Full Thd
6	8500173		2 BUSHING 40.22mm ID x 49.87mm OD x 32mm L
7	8605898		1 COVER Valve; Replaces 431168A1
8	8500877		1 SPACER 12.8mm ID x 25.4mm OD x 23mm L Bushing
9	8500875		1 HANDLE Linkage

721E-WHEEL LOADER TIER 3 (NA)

FRAME, REAR - COVERS



09-28

p1

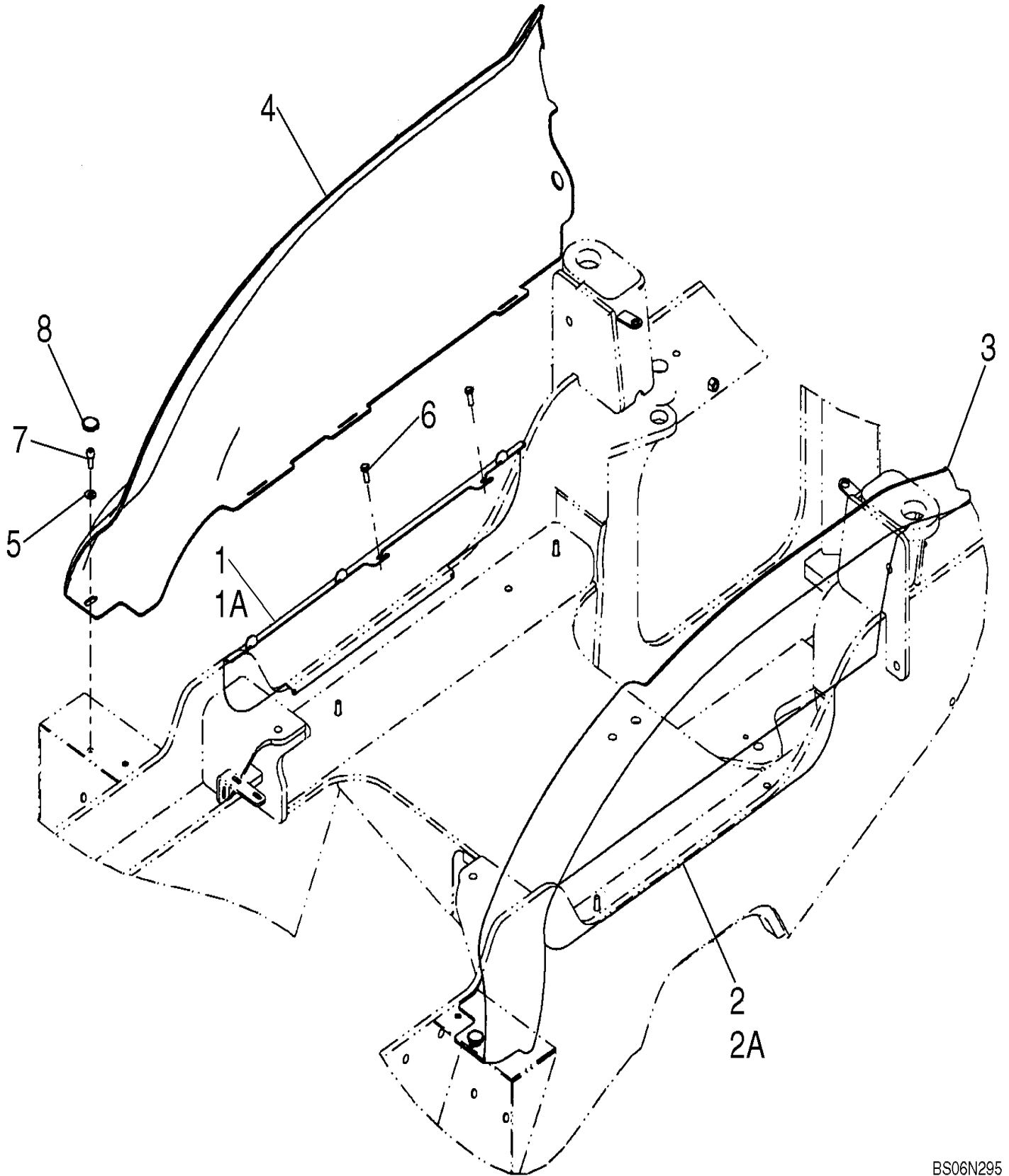
7/2020

SCREEN, TOP - COMMODITY KING

REF FN	PART NUMBER	YR/SN	QTY DESCRIPTION
1	84128657		1 SCREEN SCREEN, Top
2	892-11008		3 LOCK WASHER 8mm ID
3	627-8025		3 BOLT Hex, M8 x 1.25 x 25mm, CI 10.9, Full Thd
4	84170851		1 LOCKING BAR BAR, Prop
5	895-15010		2 WASHER 11mm ID x 24mm OD x 2mm Thk
6	733-3220		1 COTTER PIN M3.2 x 20
7	895-15006		1 WASHER 6.6mm ID x 25mm OD x 1.6mm Thk
8	832-10406		1 LOCK NUT M6 x 1, CI 8
9	84128648		1 BRACKET BEAM, LH Seal
10	84128659		1 BRACKET BEAM, RH Seal
11	896-11008		10 WASHER 9mm ID x 17mm OD x 2mm Thk
12	627-8025		4 BOLT Hex, M8 x 1.25 x 25mm, CI 10.9, Full Thd
13	832-10408		6 LOCK NUT M8 x 1.25, CI 8.8
14	84128658		4 SEAL SEAL, Cooling Frame
15	90-2894T1		4 SEAL 285 mm (11 - 7/32 in), Cut From Bulk
16	84128684		1 BRACKET BRACKET, LH Wheel Well
17	84128681		1 BRACKET BRACKET, RH Wheel Well

721E-WHEEL LOADER TIER 3 (NA)

FENDERS, REAR - GUARD

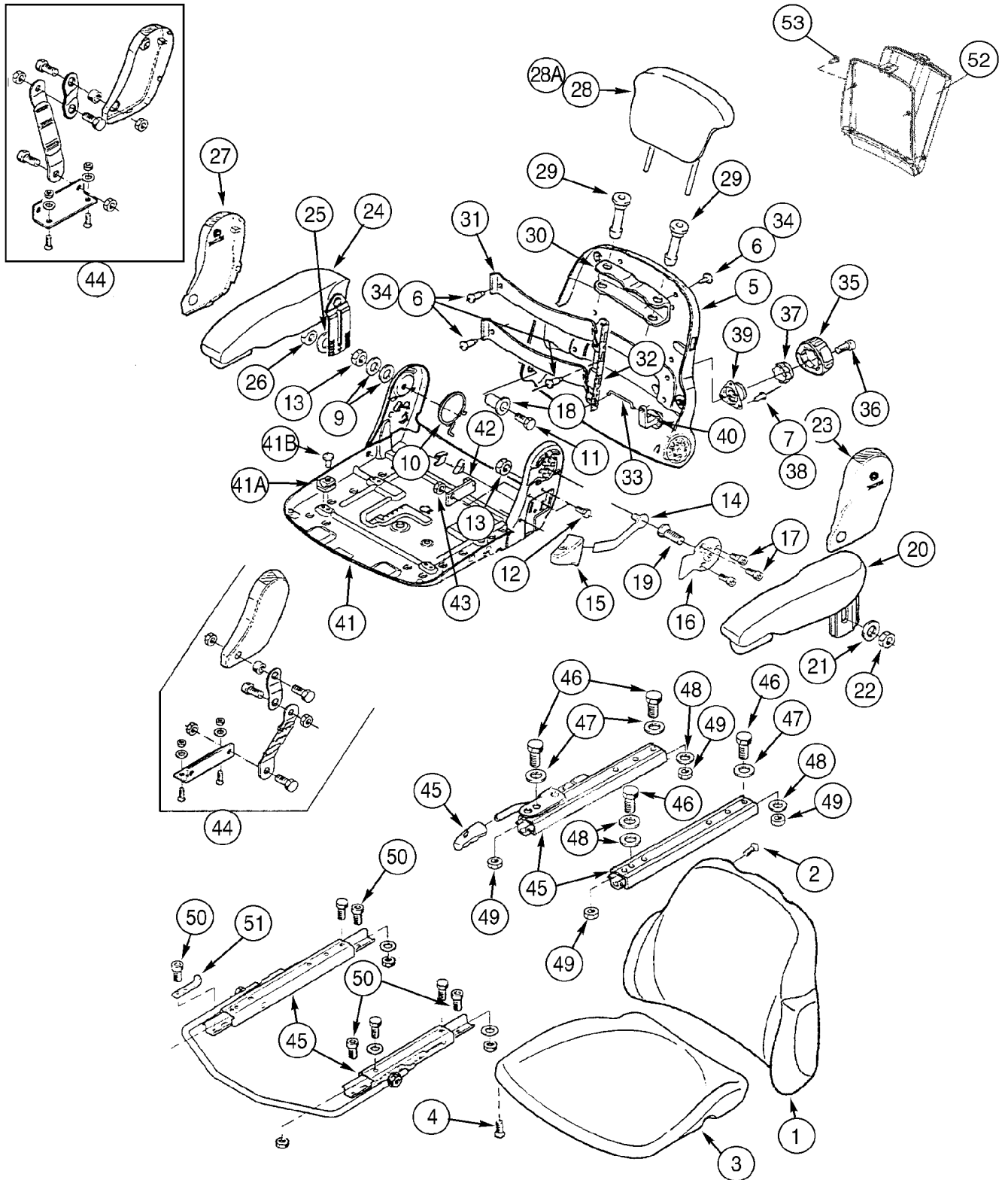


COVERS - DRIVE BELT (WITHOUT AIR CONDITIONING)

REF FN	PART NUMBER	YR/SN	QTY DESCRIPTION
	REF		INSTRUCTION WITHOUT AIR CONDITIONING
1	8501024		1 GUARD
2	833-40306		4 SPRING NUT M6, U
3	87528973		1 BRACKET Engine Guard Mounting; Left
4	892-11006		4 LOCK WASHER M6
5	627-6020		4 BOLT Hex, M6 x 1 x 20mm, Cl 10.9, Full Thd
6	87528970		1 BRACKET Engine Guard Mounting; Right
7	895-15008		4 WASHER 9mm ID x 20mm OD x 1.6mm Thk If Used
7	895-15010		4 WASHER 11mm ID x 24mm OD x 2mm Thk If Used
8	832-10408		4 LOCK NUT M8 x 1.25, Cl 8.8 If Used
8	832-10410		4 LOCK NUT M10 x 1.5, Cl 8 If Used

721E-WHEEL LOADER TIER 3 (NA)

SEAT ASSY, MECHANICAL SUSPENSION

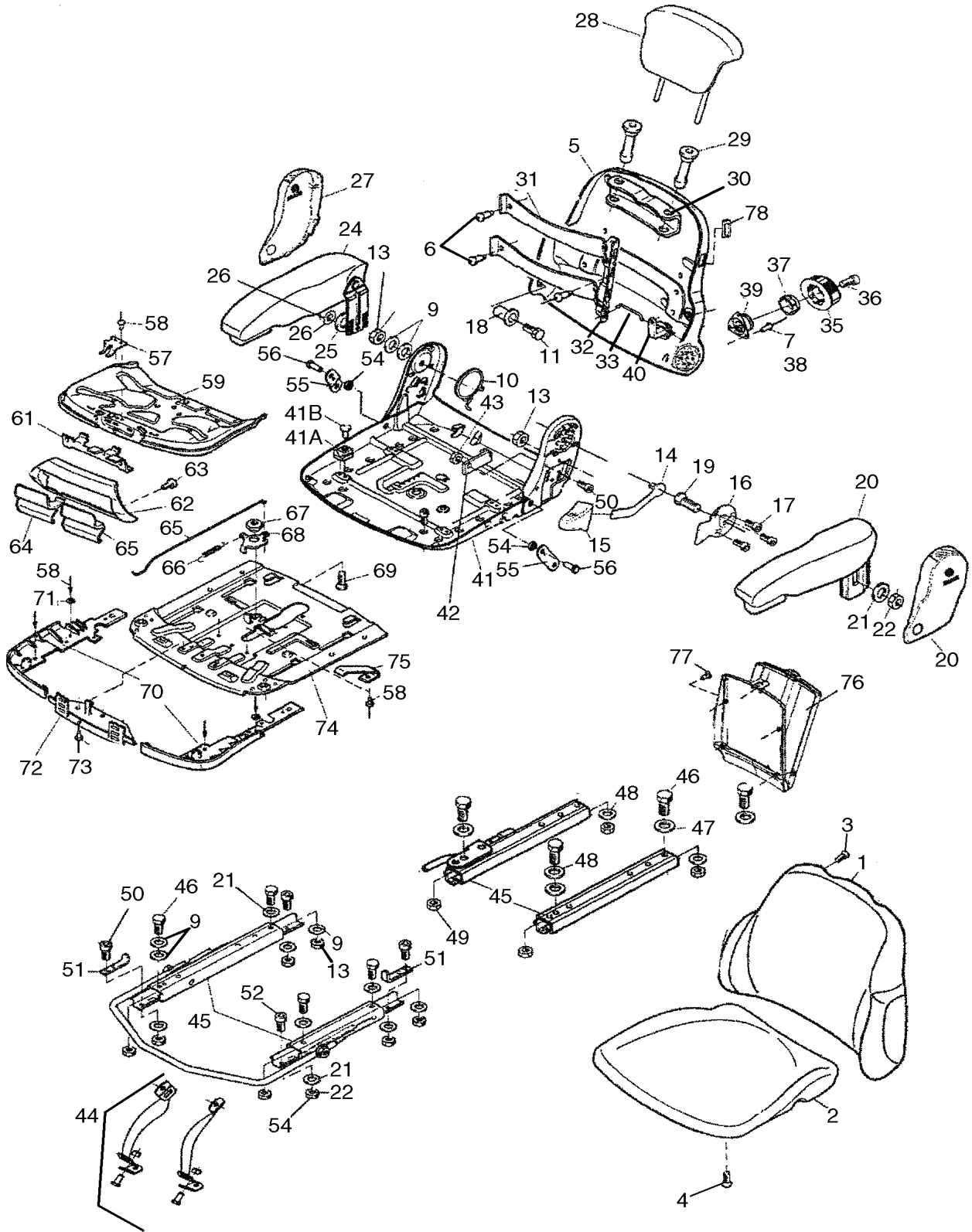


SEAT ASSY, MECHANICAL SUSPENSION - VINYL

REF FN	PART NUMBER	YR/SN	QTY DESCRIPTION
	REF		INSTRUCTION UPPER SEAT ASSEMBLY
	399261A1		1 DRIVER SEAT Vinyl; Mechanical Suspension; Incl.1 - 51; Also Includes Parts On Figure 09-47; For Mounting See Figure 09-43
1	406877A1		1 SEAT BACK Vinyl, Backrest; Incl. 2
2	345726A1		4 SCREW
3	406878A1		1 CUSHION, SEAT Vinyl; Incl. 4
4	345726A1		4 SCREW
	345764A1		1 BACKREST Cover Plate; Incl. 5 - 7
5	NSS		1 NOT SOLD SEPARAT Cover Plate
6	345731A1		7 SCREW
7	345771A1		3 RIVET
	345778A1		1 REPAIR KIT Hardware; Backrest Adjustment; Incl. 9 - 19
9	934058R1		2 WASHER 8.4mm ID x 15mm OD x 1.6mm Thk
10	345743A1		1 SPRING
11	345748A1		1 SCREW M8 x 40
12	864-8016		2 HEX SOC SCREW M8 x 16mm, CI 8.8
13	60-4845T1		2 NUT
14	345749A1		1 LEVER
15	345752A1		1 HANDLE Grip
16	345753A1		1 PLATE
17	345754A1		3 SCREW M6 x 10
18	345774A1		1 BUSHING
19	345776A1		1 SCREW M8 x 18
20	398151A1		1 ARMREST LH; Incl. 21, 22
21	345729A1		1 WASHER
22	832-10408		1 LOCK NUT M8 x 1.25, CI 8.8
23	345741A1		1 COVER LH
24	398152A1		1 ARMREST RH, Incl. 25, 26
25	345729A1		1 WASHER

721E-WHEEL LOADER TIER 3 (NA)

SEAT ASSY, AIR SUSPENSION

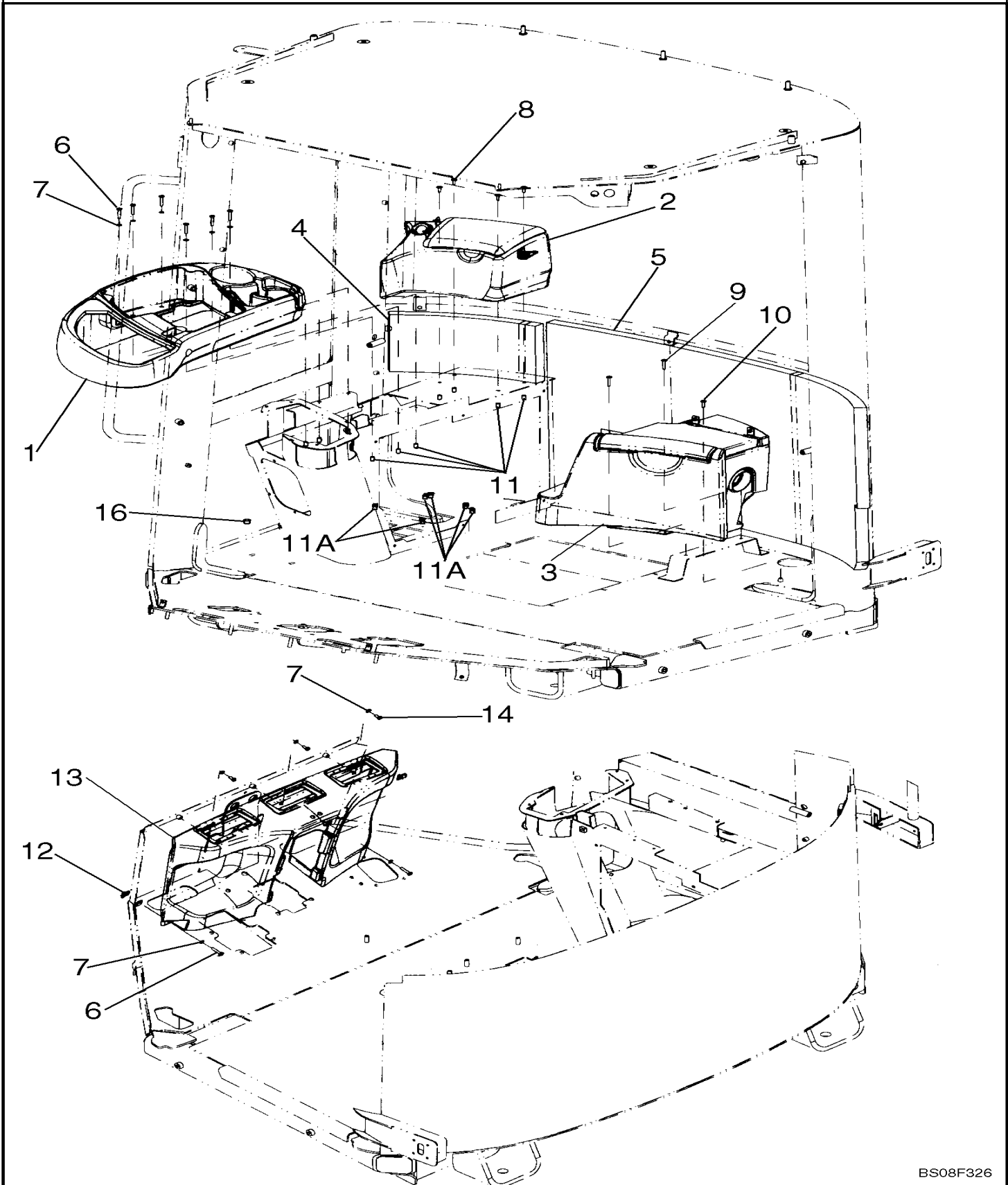


SEAT ASSY, AIR SUSPENSION

REF FN	PART NUMBER	YR/SN	QTY DESCRIPTION
42	47335175		1 STOP Incl. Mounting Hardware
43	345125A1		1 AIR COMPRESSOR KIT
44	87396450		1 SPRING Kit
	398148A1		1 BASE Kit, Incl. Refs. 35, 36, 42, 45 - 47
45	NSS		1 NOT SOLD SEPARAT Lower Suspension
46	NSS		2 NOT SOLD SEPARAT Nut
47	NSS		1 NOT SOLD SEPARAT Screw
48	87584100		1 CABLE Connecting
49	82035077		1 HOSE KIT
50	87584103		1 CLAMP Cable
	82035078		1 BELLOWS Kit, Incl. Refs. 51, 52
51	NSS		1 NOT SOLD SEPARAT Bellows
52	NSS		22 NOT SOLD SEPARAT Screw
53	87583859		1 CONSOLE Not Illustrated
54	82035071		1 GUIDE Cable Holder
	82848105		1 REPAIR KIT Wear Parts, Incl. Refs. 3, 8, 10, 34, 35, 36, 39, 42, 46, 47, 52

721E-WHEEL LOADER TIER 3 (NA)

CAB - INTERIOR TRIM

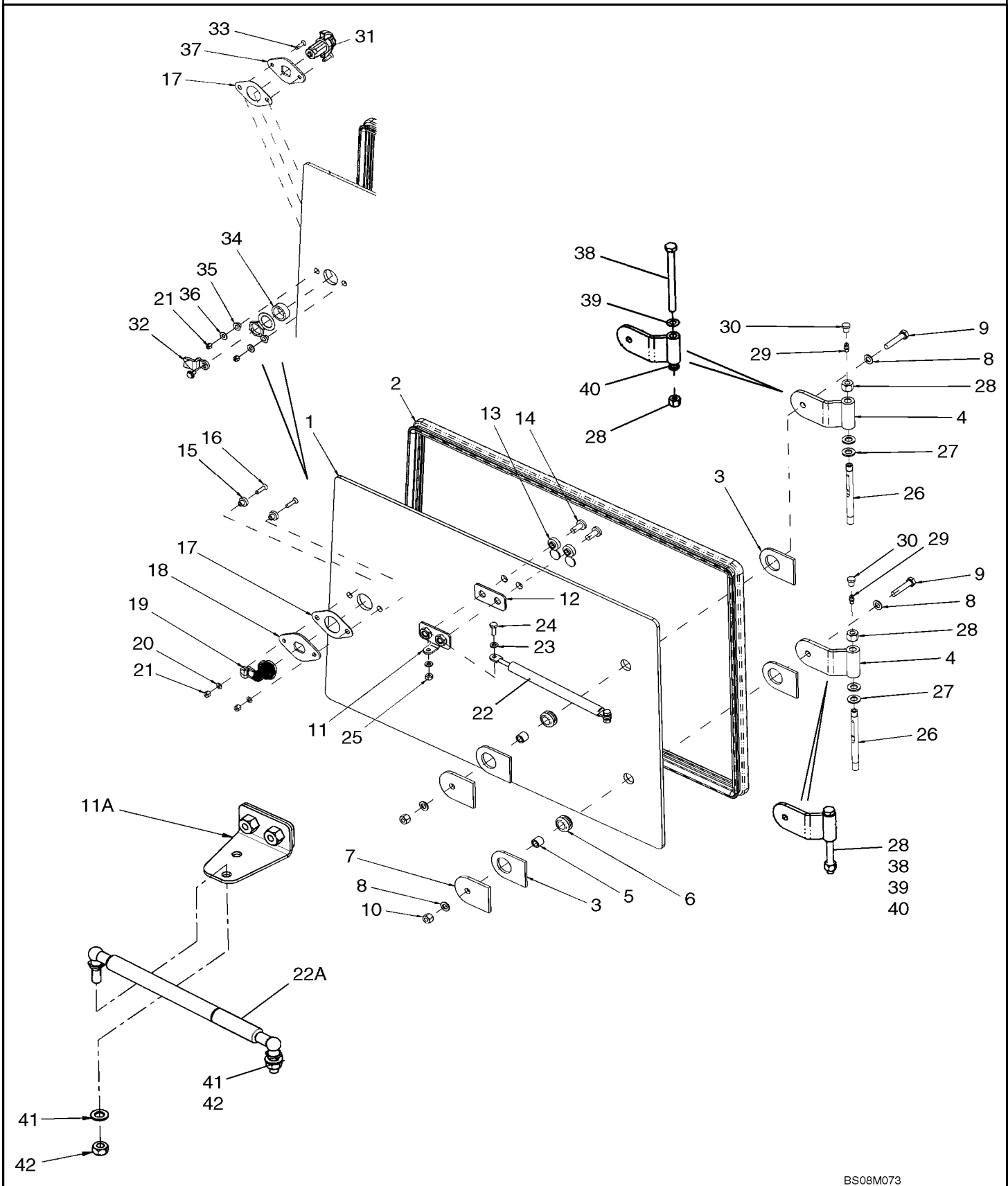


CAB - EXTERIOR TRIM

REF FN	PART NUMBER	YR/SN	QTY DESCRIPTION
12	760-17316		3 SELF-TAP SCREW Pan Hd, M4.2 x 16 Replaces Screw 540-717, Cross Pan Hd M4 x 8 Used On Some Models; Replaces Screw 87664046, M4 x 8 Used On Some Models
12	1276118C1		3 SELF-TAP SCREW Cross Pan Hd, #8 x 3/4" If Used
13	87720305		2 MOLDING Cut 480 mm (18 - 29/32 in) From Bulk Molding 26-258

721E-WHEEL LOADER TIER 3 (NA)

CAB - WINDOW, RIGHT-HAND-LOWER

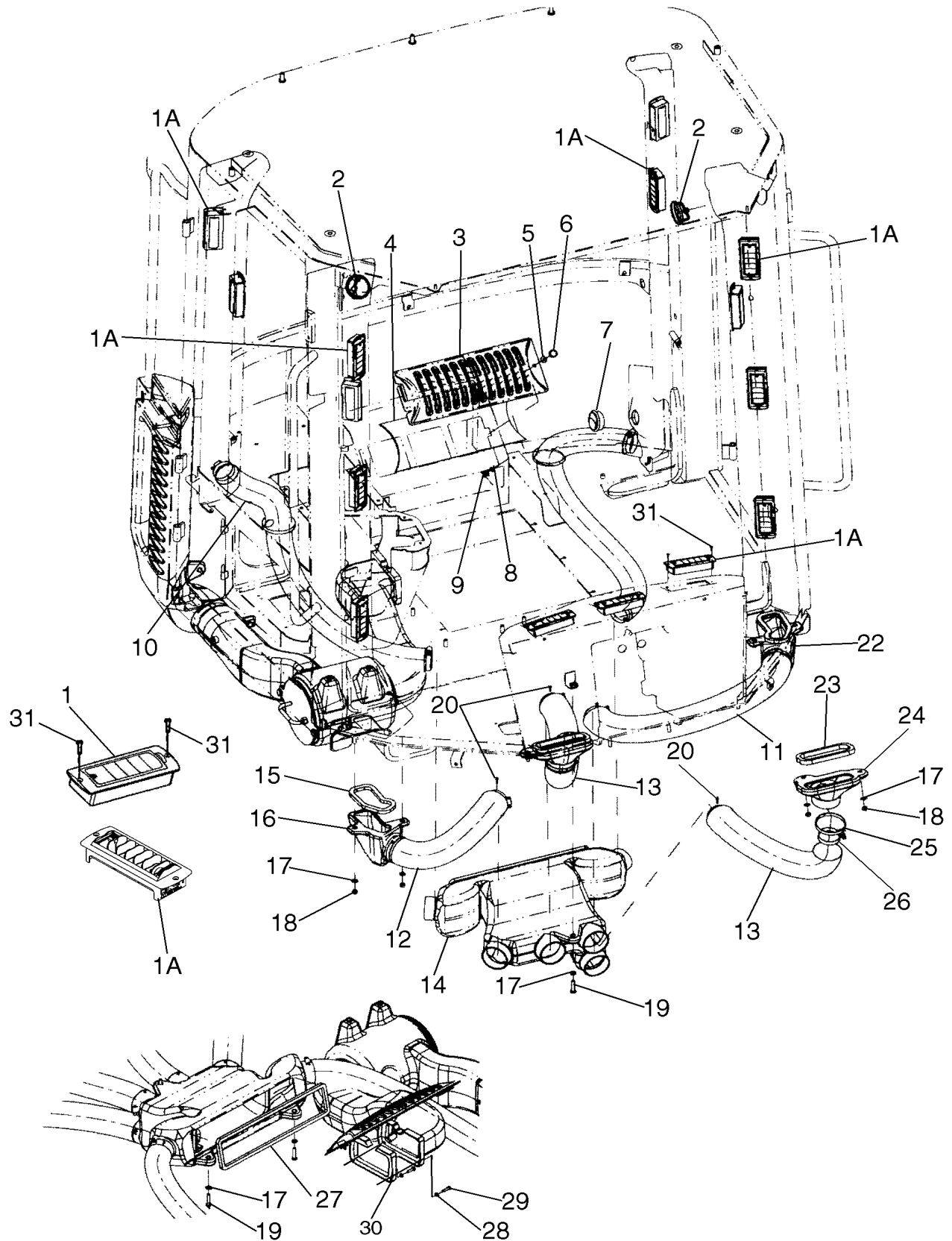


CAB - COMPONENTS

REF FN	PART NUMBER	YR/SN	QTY DESCRIPTION
1	76067422		2 COAT HOOK
2	76303022		1 ARMREST
3	76303338		1 HANDLE
4	87696480		1 SUPPORT Armrest, Replaces 76303337
5	840-1516		4 SCREW Pan, M5 x 16mm, Cl 4.8 If Used
5	840-1512		4 SCREW Pan, M5 x 12mm, Gr 4.8 If used
6	896-16006		1 WASHER 6.4mm ID x 14.5mm OD x 2.5mm Thk
7	614-6016		1 BOLT Hex, M6 x 1 x 16mm, Cl 8.8, Full Thd
8	827-6040		3 BOLT Hex, M6 x 40mm, Cl 10.9
9	895-11006		3 WASHER 6.6mm ID x 12mm OD x 1.6mm Thk
10	87516291		1 PLATE Throttle Spacer

721E-WHEEL LOADER TIER 3 (NA)

CAB - HEATER AND AIR CONDITIONING DUCTS

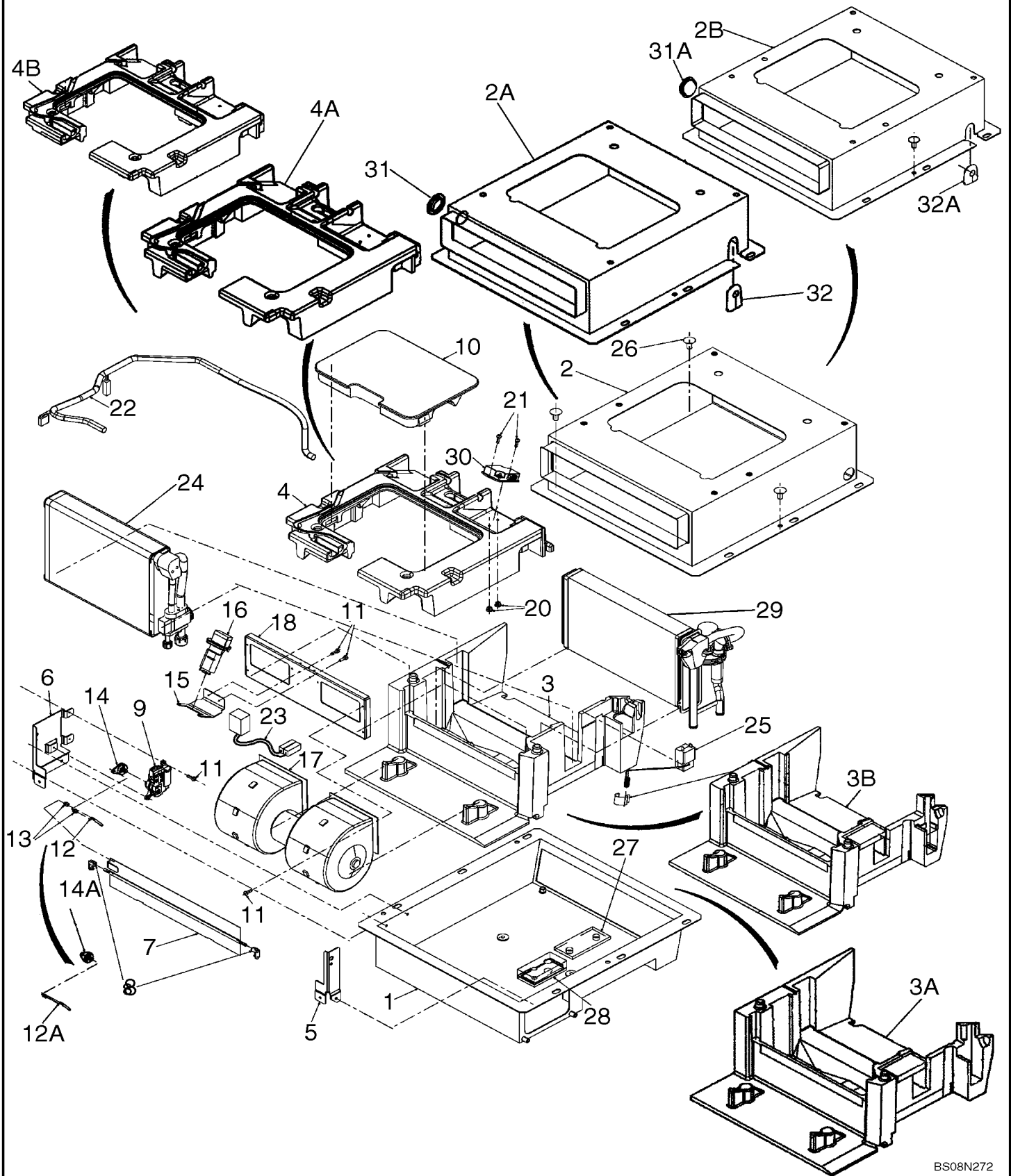


HEATER - ASSEMBLY

REF FN	PART NUMBER	YR/SN	QTY DESCRIPTION
	87475866		1 RADIATOR Incl. Refs. 1 - 12; Replaces 87529289
1	87529447		1 RADIATOR Heater
2	87529444		1 HEATER TUBE
3	87691574		1 TUBE Rubber
4	87472435		1 VALVE Electronic Water; Replaces 87529627
5	87691576		2 CLAMP
6	NSS		2 NOT SOLD SEPARAT Screw
7	NSS		4 NOT SOLD SEPARAT Washer
8	87691610		2 O-RING
9	NSS		4 NOT SOLD SEPARAT Nut
10	NSS		2 NOT SOLD SEPARAT Screw
11	NSS		1 NOT SOLD SEPARAT Hose
12	87691613		1 GASKET

721E-WHEEL LOADER TIER 3 (NA)

AIR CONDITIONING



AIR CONDITIONING - CONTROL

REF FN	PART NUMBER	YR/SN	QTY DESCRIPTION
	87719515		1 CONTROL Climate Control With A/C, Incl. Refs. 1 - 5; No Longer Available, Order 84169850 A/C Control and 84174426 Adaptor Harness, Ref. 13
1	87529480		2 KNOB Control
2	87529475		1 AIR CONDITIONER CONTROL, Lighting Flange, Not Illustrated
3	87720200		4 SPRING SPRING, Control Fixing, Not Illustrated
4	NSS		1 NOT SOLD SEPARAT BODY, CONTROL UNIT, No longer used, order control pn 87719515
5	87529491		1 KNOB A/C Control
	84169850		1 CONTROLLER CONTROL, Climate Control With A/C, Incl. Refs. 6 - 12
6	84169308		1 PANEL Switch
7	84169304		1 ROTARY SWITCH Blower
8	84150190		1 DECAL HVAC
9	84146279		1 ROCKER SWITCH Recirculation
10	84146280		1 ROCKER SWITCH A/C
11	84169306		1 POTENTIOMETER 50,000 Ohm Temperature Control
12	1994720C1		2 KNOB Control
13	84180274		1 WIRE HARNESS Controller Adaptor; If Used

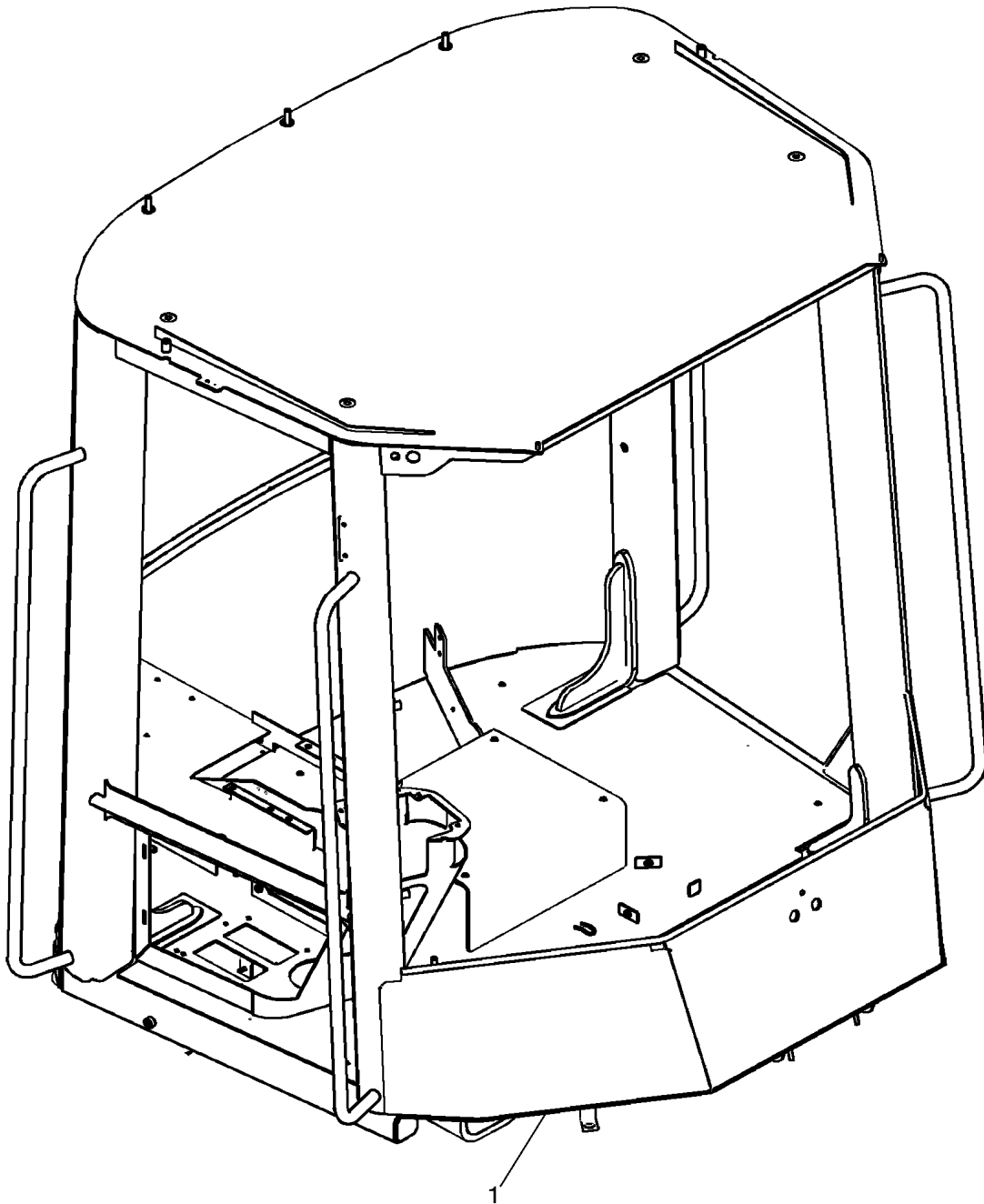
721E-WHEEL LOADER TIER 3 (NA)

09-84

p1

7/2020

CANOPY - STRUCTURE



COUNTERWEIGHTS - 2225 POUND

REF FN	PART NUMBER	YR/SN	QTY DESCRIPTION
	REF		INSTRUCTION STANDARD
	19-1041		1 LOCK PIN 7/16" x 2" Not Illustrated
	87516266		1 PIN 44.45mm OD Hitch; Not Illustrated
1	87447103		1 WEIGHT 1009 kg (2225 lb); Rear
2	896-11024		8 WASHER 26mm ID x 44mm OD x 5mm Thk
3	827-24250		2 BOLT Hex, M24 x 3 x 250mm, CI 10.9
4	827-24190		2 BOLT Hex, M24 x 3 x 190mm, CI 10.9
5	9848973		4 NUT M24 x 3.0, CI 10
6	87308200		2 PLASTIC PLUG

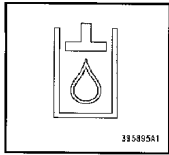
721E-WHEEL LOADER TIER 3 (NA)

09-94

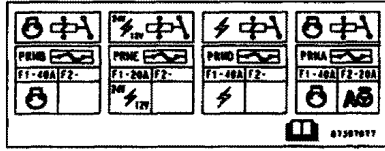
p1

7/2020

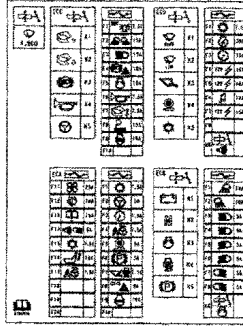
DECALS - COMMON TO MODEL



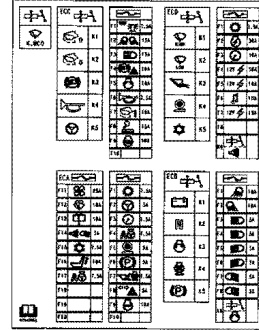
1



2



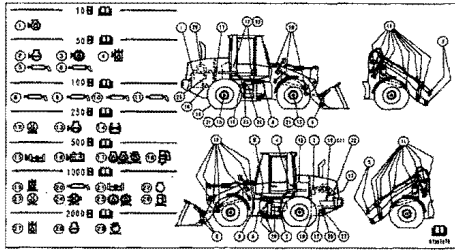
3



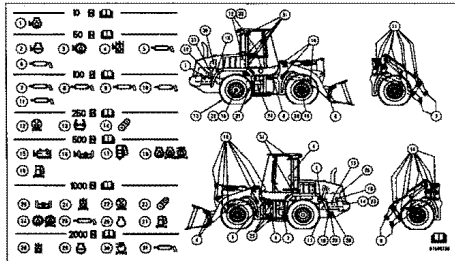
3A



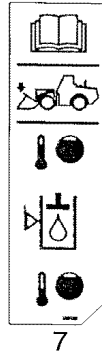
5



4



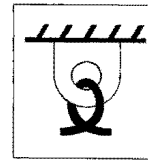
4A




7



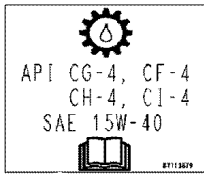
8



10



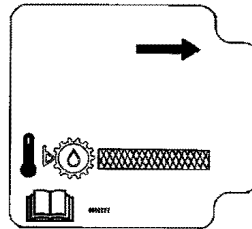
9



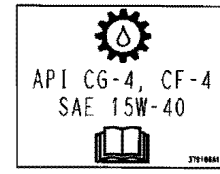
12A



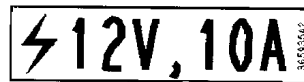
13



11



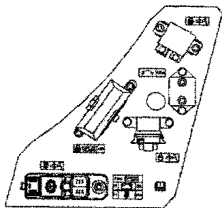
12




14




15



16



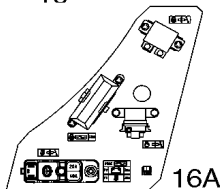
17



18



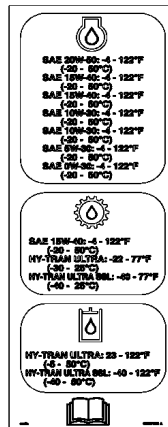
19




16A



23



24



24A



22

DECALS - LOADER CONTROLS

REF FN	PART NUMBER	YR/SN	QTY DESCRIPTION
1	87536093		1 DECAL 3-Lever Control
2	87536094		1 DECAL Joystick Control
3	87536095		1 DECAL Joystick and 1-Lever Control
4	87536096		1 DECAL Joystick and 2-Lever Control

721E-WHEEL LOADER TIER 3 (NA)

SECTION INDEX

ACCESSORIES

88.055.02	DIA KIT, FIELD COLD WEATHER PACKAGE - CASE -NA
88.055.03	DIA KIT, FIELD COLD WEATHER PACKAGE - CASE -EU
88.055.04	DIA KIT, COLD WEATHER PACKAGE - EU
88.055.05	KIT HVC CONTROLLER
88.055.06	KIT HEATER CONTROLLER

DIA KIT, COLD WEATHER PACKAGE - EU

REF FN	PART NUMBER	YR/SN	QTY DESCRIPTION
1	472003011		1 FIP KIT Cold Weather Package - Eu, Incl 2 - 33
2	84280357		1 INSTRUCTION Sheet Cold Weather 821e Eu
3	2854701		1 GASKET 0.8mm Thk Grid Heater
4	440038A1		1 JUNCTION BLOCK Fuse Fuse
5	627-6020		2 BOLT Hex, M6 x 1 x 20mm, CI 10.9, Full Thd
6	627-8020		3 BOLT Hex, M8 x 1.25 x 20mm, CI 10.9, Full Thd
7	829-1408		2 NUT Hex, M8 x 1.25, CI 10.9
8	832-10406		4 LOCK NUT M6 x 1, CI 8
9	832-10408		4 LOCK NUT M8 x 1.25, CI 8.8
10	8501311		1 FUSE Mega, 150 Amp Bussmann Amg
11	8602004		1 BLOCK HEATER 750W, 240V
12	87300128		1 HEATER GRID, 24V, 2400W Grid Assembly
13	87348713		1 ELECTRIC CABLE Grid Heater
14	87350062		1 ELECTRIC CABLE 91mm Center to Center Grid Heater B
15	87354000		1 ELECTRIC CABLE 2135mm L
16	87398558		1 ELECTRIC CABLE Ground
17	87435522		1 FUEL FILTER Water, Sep With Heater
18	87453782		1 FLEXIBLE HOSE Fan To Bypass
19	892-11008		2 LOCK WASHER 8mm ID Spring
20	895-11006		8 WASHER 6.6mm ID x 12mm OD x 1.6mm Thk
21	895-11008		1 WASHER 9mm ID x 16mm OD x 1.6mm Thk
22	895-15008		4 WASHER 9mm ID x 20mm OD x 1.6mm Thk
23	896-11008		2 WASHER 9mm ID x 17mm OD x 2mm Thk
24	J905114		1 ELECTRIC CABLE 240V, 1829mm L Heater
25	L11541		5 CABLE TIE 203.2mm L, Nylon
26	L124221		2 SUPPORT Bracket,Battery
27	L51769		2 WET BATTERY Post

721E-WHEEL LOADER TIER 3 (NA)

INDEX - INDICE - INDEX - ZAHLENVERZEICHNIS - INDICE - INDICE - INDHOLD - INHOUD

Number	Figure	Sequence	Ref.	Number	Figure	Sequence	Ref.
	08-15			12647104	03-03		14
100-21244	05-15		3	126844A1	09-74		11
100080A1	06-44A		21A	1276118C1	09-59		12
100113A1	06-39		11	1281964C1	09-47		30
100113A1	06-44A		11	128483A1	09-82		13A
10519604	09-69		24	128483A1	09-82		16A
10902024	09-61		10	128484A1	09-82		14B
10902024	09-64A		6	128485A1	09-82		14A
10902424	09-60		8	128485A1	09-82		15A
10902424	09-63		8	129-667	08-03		3
10902624	09-61		20	130726A1	09-47		13
109171C1	09-62		35	130744A1	09-47		34
109239C2	09-77A		1	131-1402	04-21		3
109239C2	09-82		11	131-141	08-01		21
116893A1	09-08		27	131-431	09-27		3
117025A1	09-08		19	131-53	09-08		20
119321A1	06-43		13A	13274211	04-07A		6
120229A1	04-22		6	13276211	04-07A		10
121410A1	04-07B		6	13276211	04-07A		3
121410A1	04-07D		14	13276211	04-07A		7
121410A1	04-07D		9	13311217	09-62		16
121411A1	02-03		31	13313017	09-57		4
121411A1	04-07B		9	13313017	09-57		5
121411A1	04-07D		10	1332154C1	09-51		2
121411A1	04-07D		2	13797721	05-02		23
121411A1	04-07D		8	139728A1	09-94		10
121411A1	09-77A		2	139729A1	09-94		17
121412A1	04-07B		7	140040	08-29		14
121412A1	04-07D		11	140040	08-30		13
121412A1	04-07D		15	14151195	04-23A		7
121412A1	04-07D		3	14306621	05-02		6
121412A1	04-07D		7	14437785	09-16		8A
121412A1	09-42		5	14437785	09-19		7A
121413A1	04-07B		8	14496231	05-02		14
121413A1	04-07D		4	14496401	04-07A		4
121413A1	09-67		1	14496401	04-07A		8
121415A1	04-07B		4	14496401	04-07A		9
121415A1	04-07D		6	14496431	04-07A		14
121416A1	04-07B		5	1493416	06-22		3
122579A1	09-77A		3	1498088	09-62		30
124269A1	09-98		10	1498088	09-63		13
124271A1	09-99		10	151-515	04-07		38
124639A1	08-22		1D	1542830C2	08-46		13
1250522C3	09-82		9	1542830C2	08-46		3
1251791C1	03-04		4A	1542831C1	05-19		7
126268A1	09-22		5	1542831C1	05-19		9

INDEX - INDICE - INDEX - ZAHLENVERZEICHNIS - INDICE - INDICE - INDHOLD - INHOUD

Number	Figure	Sequence	Ref.	Number	Figure	Sequence	Ref.
373040A2	08-19		8	383869A2	07-05		3
373040A2	08-23		12A	383873A1	07-02		1
373040A2	88.035.01	01	6	384138A1	04-24		2A
374421A4	04-07C		6	384138A1	04-26		9
374424A2	05-04		16	384426A1	06-39		24A
374424A2	05-06		16	384774A1	08-02		16
374426A2	05-04		7	384985A1	05-01		5
374426A2	05-06		7	386040R1	02-16		12
374429A2	04-07C		14	386741A2	09-94		7
374430A2	04-07C		3	387149A1	09-94		18
374430A2	04-23		4	388112A1	09-97		6
374431A2	04-07C		5	388157A1	09-98		6
374433A3	04-07C		13	388158A1	09-99		6
374434A2	05-04		6	388744A1	08-46		10
374434A2	05-06		6	388813A1	04-28		7
375518A1	09-06		29	388813A1	88.055.01		4
375518A1	09-07		28	389487A1	05-04		8
375518A1	09-11		8	389487A1	05-06		8
377899A1	04-15		11	390208A2	08-06		27
379139A1	08-22		1	390464A1	88.055.04		28
379149A2	09-02		1	391133A1	08-12		18
379149A2	09-04		2	391133A1	08-13		2
379149A2	09-05		9	391133A1	08-14		8
379186A1	09-94		12	391133A1	08-17		11
379374A1	07-03A		30	391276A1	09-23		1
379374A1	07-03D		30	391278A1	09-23		23
379374A1	08-23		1	391280A1	09-23		3
379374A1	08-24		1	391281A1	09-23		15
379374A1	09-77A		12	391859A1	08-21		12
379374A1	09-82		4	393632A1	02-02		9
379540A1	08-01		1A	394799A1	04-07E		3
379587A2	08-01		13	395185A1	04-07E		3A
379611A1	06-01		6	39519	09-33		6
38-33264	09-08		29	395895A1	08-01		10
3805086	09-64		19	395895A1	09-94		1
3805086	09-64A		5	396-41094	09-51		6
3805129	09-60		19	396471A1	04-13		12
3805129	09-62		26	396471A1	05-13		27
3805129	09-63		3	396471A1	05-14		27
3805251	09-61		25	396585A1	09-05		17
381232A1	02-02		3	396918A1	08-23		12
382189A1	02-02		10	397437A1	02-14		4
382495A1	09-26		15	398148A1	09-49		
382622A1	09-97		9	398151A1	09-46		20
383868A1	07-02		5	398152A1	09-46		24
383869A2	07-02		7	398771A1	04-06		5

CLICK HERE TO **DOWNLOAD** THE COMPLETE MANUAL

- Thank you very much for reading the preview of the manual.
- You can download the complete manual from: www.heydownloads.com by clicking the link below



- Please note: If there is no response to CLICKING the link, please download this PDF first and then click on it.

CLICK HERE TO **DOWNLOAD** THE COMPLETE MANUAL