

KOBELCO

SK15SR

PARTS MANUAL

APPLICABLE No. SK15SR PU07001~

CLICK HERE TO **DOWNLOAD** THE COMPLETE MANUAL

- Thank you very much for reading the preview of the manual.
- You can download the complete manual from: www.heydownloads.com by clicking the link below



- Please note: If there is no response to CLICKING the link, please download this PDF first and then click on it.

CLICK HERE TO **DOWNLOAD** THE COMPLETE MANUAL

SK15SR : COMPACT EXCAVATOR ASN PU07001

00-002(02) - NUT

Ref	Qty	Part Number	Description	OH	Indicators
	27	ZA93N15000	TUBE NUT TUBE SIZE ø15(NUT)		
	32	ZA93N18000	NUT TUBE SIZE ø18(NUT)		←
	36	ZA93N22000	TUBE NUT TUBE SIZE ø22(NUT)		←
	41	ZA93N28000	TUBE NUT TUBE SIZE ø28(NUT)		← 🍌
	55	ZA93N35000	TUBE NUT TUBE SIZE ø35(NUT)		←
			IHARA(NUT)		
	14	ZF93N06000	NUT TUBE SIZE ø6IHARA		
	17	ZF93N08000	NUT TUBE SIZE ø8IHARA		
	19	ZF93N10000	NUT TUBE SIZE ø10IHARA		←
	22	ZF93N12000	NUT TUBE SIZE ø12IHARA		
	27	ZF93N15000	NUT TUBE SIZE ø15IHARA		
	32	ZF93N18000	NUT TUBE SIZE ø18IHARA		←
	36	ZF93N22000	NUT TUBE SIZE ø22IHARA		← 🍌
	41	ZF93N28000	TUBE NUT TUBE SIZE ø28IHARA		→
	50	ZF93N32000	NUT TUBE SIZE ø32IHARA		
	55	ZF93N35000	NUT TUBE SIZE ø35IHARA		← 🍌
	60	ZF93N38000	NUT TUBE SIZE ø38IHARA		←

SK15SR : COMPACT EXCAVATOR ASN PU07001

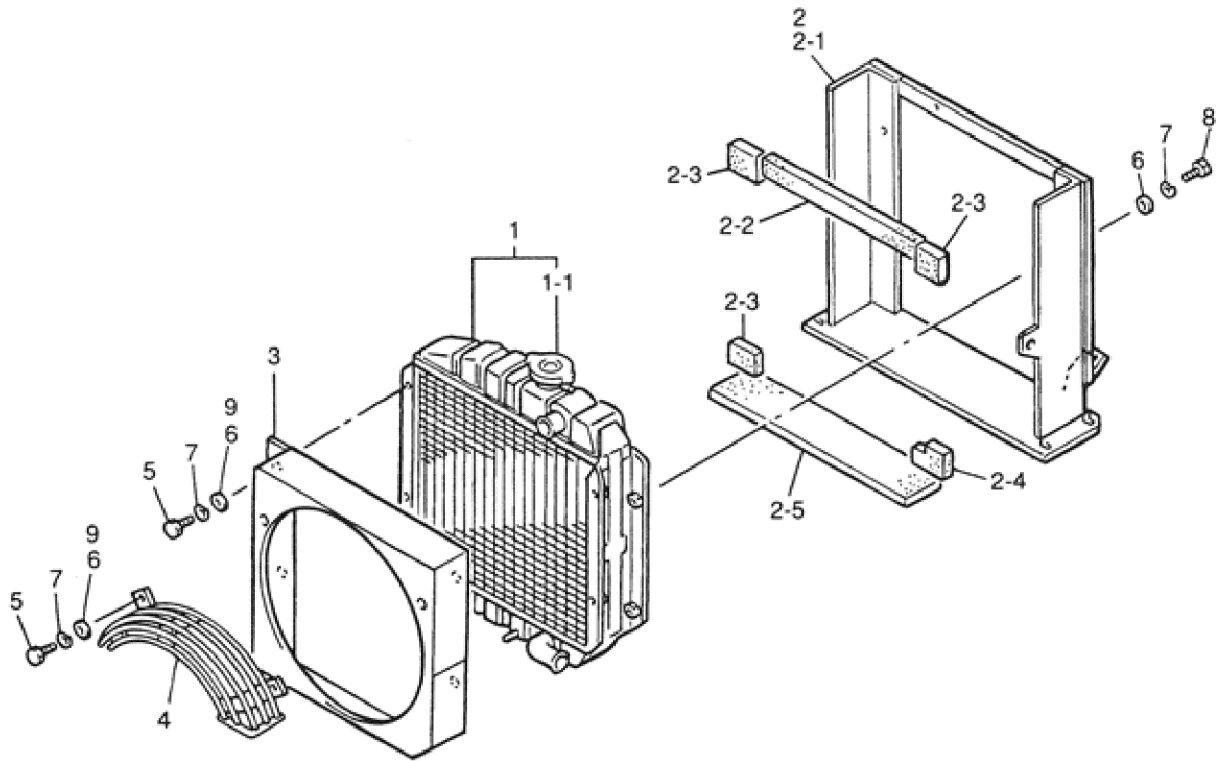
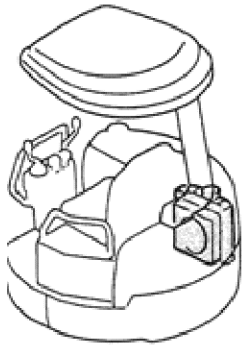
01-003 - COUNTER WEIGHT, INSTAL

Ref	Qty	Part Number	Description	OH	Indicators
			COUNTERWEIGHT INSTAL		
		PU60C00001 F1	COUNTERWEIGHT INSTAL		
1	1	ZS18C18100	CAP Screw -- M18x2.50x100mm		
2	2	PW60C01002 P1	WASHER		
3	3	PM60C01006 D3	SHIM (t=3. 2)		
4	8	PM80C01008 D2	SHIM (t=2. 0)		
5	2	PM60C01008 D7	CAP CAP		
	2	PV02B01073 D8	CAP CAP		
6	1	PU60C01001 P1	COUNTEEWEIGHT		
7	1	PM60C01006 D1	SHIM (t=1.2)		←
8	1	PW60C01006 P1	WASHER		
9	2	ZS18C16085	SCREW M16x2.0x85mm		← 📦

SK15SR : COMPACT EXCAVATOR ASN PU07001








01-008 - RADIATOR ASSY

PU 06001~





SK15SR : COMPACT EXCAVATOR ASN PU07001

01-012 - TANK ASSY

Ref	Qty	Part Number	Description	OH	Indicators
A29	1	ZD11G08500	O-RING ID 84.40 ± 0.61 x OD 90mm		←
A30	1	PH20P01003 P1	PLUG		←
A30-1	1	PH20P01003 P1001	PLUG		
A30-2	1	PH20P01003 P1002	PLUG		
A30-3	1	PH20P01003 P1003	LEVER		
A31	1	PM33H00005 F1	TANK ASSY		
A31-1	1	PM33H00003 P1			
A31-2	1	2446R344F1	STRAINER ELEMENT		←
A31-3	1	PM50V00011 F1	FILTER		←
A31-3A	1	PM50V00012 F1	FILTER		←
A31-3B	1	PM50V00013 F1	BY-PASS VALVE		←
A31-3C	1	PM50V00014 P1	SPRING		←
A31-6	1	PM33H01010 P1	COVER		
A31-7	4	ZS18C10025	SCREW M10x1.50x25mm		←  
A31-8	8	ZW26X10000	LOCK WASHER ID 10 x OD 18 x Th 2.5mm		← 
A31-9	2	ZD11G12500	GASKET O-Ring -- ID 124.4 ± 1.01 x OD 130mm		←
A31-10	4	ZS18C10016	SCREW M10x1.50x16mm		←
A31-11	1	PM33H01009 P1	FLANGE		
A31-12	1	PW33H01010 P1	PLUG		
A31-12A	1	ZD12G05000	O-RING ID 49.40 ± 0.45 x OD 55mm		←
A31-13	2	ZE72X06000	PLUG 3/8" PF, (Incls. O-Ring ZD12P01400)		← 
A31-13A	1	ZD12P01400	O-RING ID 13.80 ± 0.19 x OD 18mm		← 
A31-14	1	YR33H01018 P1	PLUG		←
A31-15	2	2418T8245	PACKING		→
A31-21	1	244411047	CAP, FILLER		
A31-22	1	PH50V00001 P1	STRAINER ELEMENT		←
A31-24	1	PM33H010I3P 1	COVER		
A31-25	4	ZS18C08016	SCREW M08x1.25x16mm		← 
A31-26	4	ZW26X08000	WASHER Lock -- ID 08 x OD 15 x Th 2.0mm		← 

SK15SR : COMPACT EXCAVATOR ASN PU07001

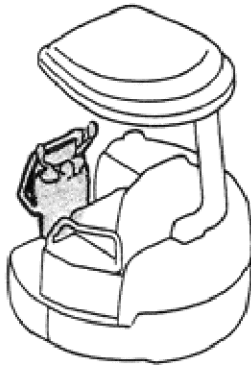
01-016 - HYD LINES, PUMP

Ref	Qty	Part Number	Description	OH	Indicators
28	1	PY01P01043 D5	CLIP Wire Ties -- 292mm Long		 

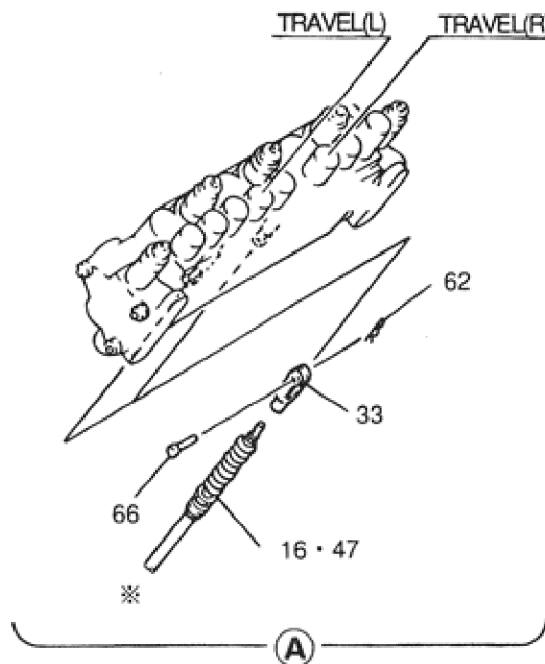
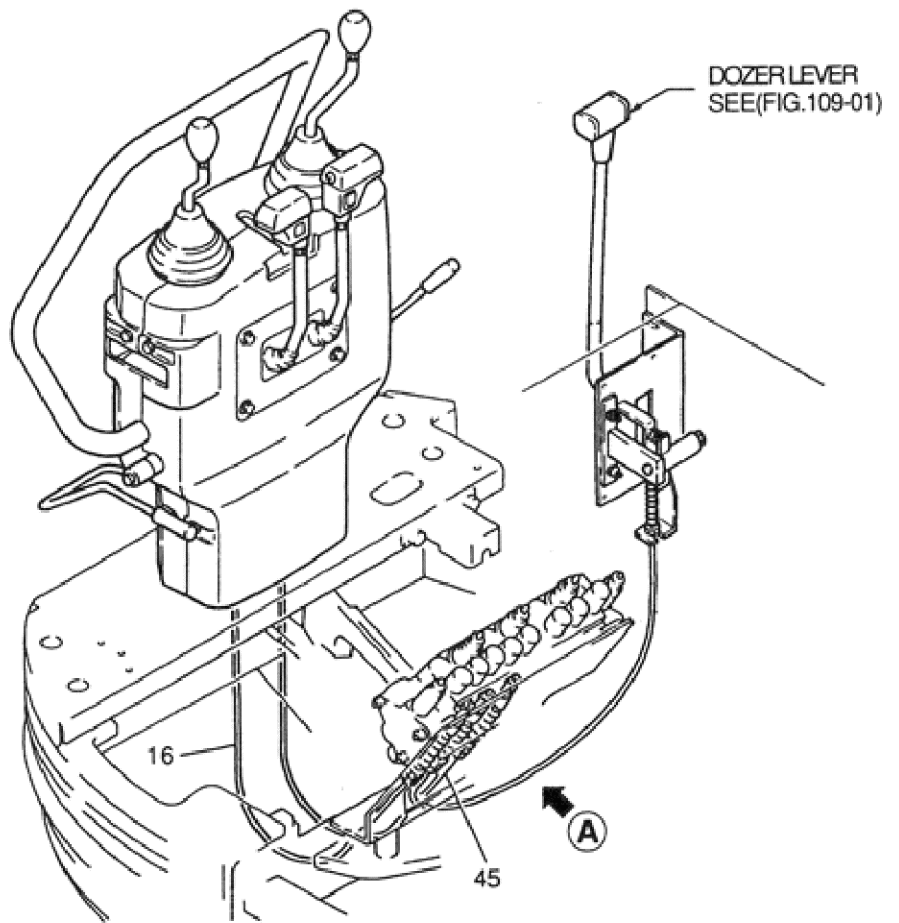
SK15SR : COMPACT EXCAVATOR ASN PU07001

01-019(01) - CONTROLS, OPERATORS

PU 06001~



F1 : FOR STD
F2 : FOR CANOPY



SK15SR : COMPACT EXCAVATOR ASN PU07001

01-019(03) - CONTROLS, OPERATORS

Ref	Qty	Part Number	Description	OH	Indicators
19	1	2420Z1339	GROMMET (F2 ONLY)		
21	2	ZN18C14011	NUT M14x2.0mm, (F1 Only)		← 📦
22	2	HN18C10000 G2	NUT(F1 ONLY)		
26	1	2414Z270D1	CAP		←
27	1	PM03M01128 P1	SPRING(F1 ONLY)		
28	1	PV03M01011 P1	YOKE YOKE(F1 ONLY)		←
29	1	PV50M01017 P1	PIN (F1 ONLY)		→
30	1	PN03M01007 P1	PIN SNAP (F1 ONLY)		←
31	5	ZN18C08007	NUT M08x1.25mm, (F1 Only)		← 📦
32	4	ZR38X01200	RING, RETAINING (F1 ONLY)		
33	4	PM03M01137 P1	ROD (F1 ONLY)		←
34	1	YN50S01001 P1	SWITCH (F1 ONLY)		→
35	2	ZS31C04035	MACHINE SCREW (M4X35)(F1 ONLY)		
36	2	ZM18C04003	NUT(F1 ONLY)		
38	2	ZW26X04000	LOCK WASHER ID 04 x OD 7.6 x Th 1.0mm, (F1 Only)		←
39	1	PM03M01132 P1	LEVER(F2 ONLY)		
40	1	PM03M01107 P1	LEVER (F1 ONLY)		
41	4	ZS18C08025	SCREW M08x1.25x25mm, (F1 Only)		← 📦
42	2	PY03M01152 P1	BOOT (F1 ONLY)		←
44	1	PM03M01064 P1	COVER(F2 ONLY)		
45	4	ZW16X04000	WASHER (M4)(F1 ONLY)		
46	2	ZP26D05025	ROLL PIN OD 05 x 25mm Long, (F1 Only)		←
47	1	PY03M01036 D3	CABLE (F1 ONLY)		
48	1	ZR36X00500	RING E-Ring -- Shaft 05mm x OD 11mm, (F1 Only)		← 📦
49	1	PM03M01134 P1	NUT(F1 ONLY)		
52	4	ZM22C10025	BOLT M10x1.50x25mm (Incls. Washer & Lockwasher), (F2 Only)		←
53	1	PM03M01142 P1	PLATE(F1 ONLY)		
55	1	PM03M01129 P1	COLLAR (F1 ONLY)		
56	1	PM03M01127 P1	(F1 ONLY)		
















SK15SR : COMPACT EXCAVATOR ASN PU07001

01-021(02) - CONTROL LINES, REMOTE

Ref	Qty	Part Number	Description	OH	Indicators
B4	2	HH25R04004 G2	HYD CONNECTOR (WITH FILTER)(F1 ONLY)		←
B5	10	HH25S04004 G1	HYD CONNECTOR 1/4"PFx1/4"PFx34mm Long (Incls. O-Ring ZD12P01100), (F1 ONLY)		←
B6	2	PM68H01021 P1	TEE(F1 ONLY)		
B7	1	PM68H01020 P1	CONNECTOR(F1 ONLY)		
B8	1	2444Z2525	HYD CONNECTOR 1/4"PFx35mm Long (Incls. O-Ring ZD12P01100), (F2 ONLY)		← 🍌
B11	2	PM03M01135 D1	TRIM(F1 ONLY)		
B12	1	PM03M01100 P1	GROMMET(F2 ONLY)		
	AR	PU64H00006 F1	CONTROL LINES		
C1	3	HX24L04073 DX	FLEXIBLE HOSE		→
C2	3	HX24L04035 DX	HOSE ASSY. (L=350)		←
	2	HX24L04035 DX	HOSE ASSY. (L=350)		←
C3	1	HX24L04062 DX	FLEXIBLE HOSE (L=620)		→
	1	HX24L04080 DX	FLEXIBLE HOSE (L=800)		←
C4	1	HX24L04046 DX	FLEXIBLE HOSE (L=480)		←
C5	1	HX24L04095 DX	FLEXIBLE HOSE (L=950)		←
C6	1	HX24L04052 DX	FLEXIBLE HOSE (L=520)		→
C7	1	HX24L04056 DX	HOSE (L=580)		→
C9	3	2444Z2364	TEE		→
C10	2	HH25S04004 G1	HYD CONNECTOR 1/4"PFx1/4"PFx34mm Long (Incls. O-Ring ZD12P01100)		←
C11	2	HH35S04004 G1	ELBOW ELBOW		←
C12	3	PW03H01058 P1	CLAMP		←
C13	1	2444T2524	HYD CONNECTOR 1/4" PF x 50mm Long (Incls. O-Ring ZD12P01100)		← 🍌
C14	2	HH45S04004 G1	ELBOW		←
C15	1	HX24L04031 DX	HOSE ASSY. (L=310)		→

SK15SR : COMPACT EXCAVATOR ASN PU07001

01-023(01) - PLATE ASSY, FLOOR (CANOPY)

Ref	Qty	Part Number	Description	OH	Indicators
A14	4	ZW26X16000	LOCK WASHER ID 16 x OD 28 x Th 4.0mm		  
A15	1	ZR36X01200	RING E-Ring -- Shaft 12mm x OD 23mm		
A16	2	ZW16X14000	WASHER ID 14 x OD 28 x Th 3.2mm		
A17	1	PV03M01045 P1	PIN		
A18	2	ZN18C08007	NUT M08x1.25mm		 
A19	2	ZS18C08025	SCREW M08x1.25x25mm		 
A20	2	ZW16X08000	WASHER ID 08 x OD 17 x Th 1.6mm		 
A21	1	PM03M01056 P1	PLATE		
A22	1	PM03M01057 P1	BRACKET		
A23	1	PM03M01112 P1	COVER		
A24	1	PM03M01113 P1	COVER		
A25	1	PM03M01114 P1	COVER		
A26	1	PM03M01115 P1	COVER		
A27	1	PM03M01120 P1	SHEET		
A28	1	2427Z1594D0 17	TRIM		
A29	2	2419R9D1	COTTER PIN OD 06mm x 21.2mm Long		
A30	2	PM03M01138 P1	PIN		
A31	1	PH03M01167 P1	NUT NUT		
	AR	PM03M00006 F1	PLATE, FLOOR (For CANOPY)		
B1	1	PM03M01074 F1	COVER ASSY		
B1-1	1	PM03M01091 P1	COVER		
B1-2	1	PM03M01075 P1	INSULATION		
B1-3	2	PM03M01076 P1	INSULATION		
B2	4	ZM27C08016	SCREW M08x1.25x16mm (Incls. Washer & Lockwasher)		
B3	1	PM26M01003 P1	FLOOR MAT		
B4	1	PM03M01086 F1	COYER ASSY		
B4-1	1	PM03M01087 P1	COVER		

SK15SR : COMPACT EXCAVATOR ASN PU07001

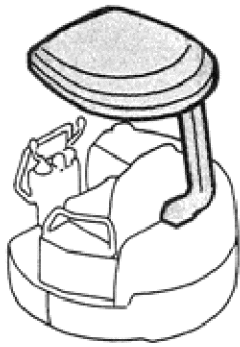
01-024(02) - PLATE ASSY, FLOOR (PU03M00005F1)

Ref	Qty	Part Number	Description	OH	Indicators
			PLATE ASSY, FLOOR		
	AR	PU03M00005 F1	PLATE ASSY, FLOOR (For CANOPY)		
A1	1	PM03M01116 P1	PLATE, FLOOR		
A2	1	PM03M01140 F1	LEVER		
A2-1	1	PM03M01139 P1	LEVER		
A2-2	1	2405R312D14 20	BUSHING BUSHING		←
A3	1	PM30M01002 F1	LOCK ASSY		
A3-1	1	PY30M01003 P1	SUPPORT		← 📦
A3-2	1	PM30M01001 P1	LOCK		
A3-3	1	HP45X10022 G1	PIN		→
A3-4	1	HP26T09002 G1	SPRING		← 📦
A3-5	2	ZW16X10000	WASHER ID 10 x OD 21 x Th 2.0mm		← 📦
A3-6	1	2419R9D3	PIN Hair -- OD 10mm x 32.6mm Long		← 📦
A4	1	PH03M01134 P1	PEDAL		
A5	1	YN03M01266 P1	RUBBER SLEEVE		→
A6	2	PM03M01137 P1	ROD		←
A7	1	PY03M01036 D1	FLEXIBLE CONTROL		←
A8	2	ZS18C08020	SCREW M08x1.25x20mm		← 📦
A9	2	ZW26X08000	WASHER Lock -- ID 08 x OD 15 x Th 2.0mm		← 📦
A10	12	ZM22C08020	BOLT M08x1.25x20mm (Incls. Washer & Lockwasher)		← 📦
A11	1	2418Z726D5	WASHER ID 08 x OD 15.4 x Th 2.0mm		→
A12	4	ZS18C16030	SCREW M16x2.0x30mm		← 📦
A13	4	ZW16X16000	WASHER ID 16 x OD 30 x Th 3.2mm		← 📦
A14	4	ZW26X16000	LOCK WASHER ID 16 x OD 28 x Th 4.0mm		← 📦 📦
A15	1	ZR36X01200	RING E-Ring -- Shaft 12mm x OD 23mm		←
A16	2	ZW16X14000	WASHER ID 14 x OD 28 x Th 3.2mm		←
A17	1	PY03M01045 P1	END PIN		
A18	2	ZN18C08007	NUT M08x1.25mm		← 📦

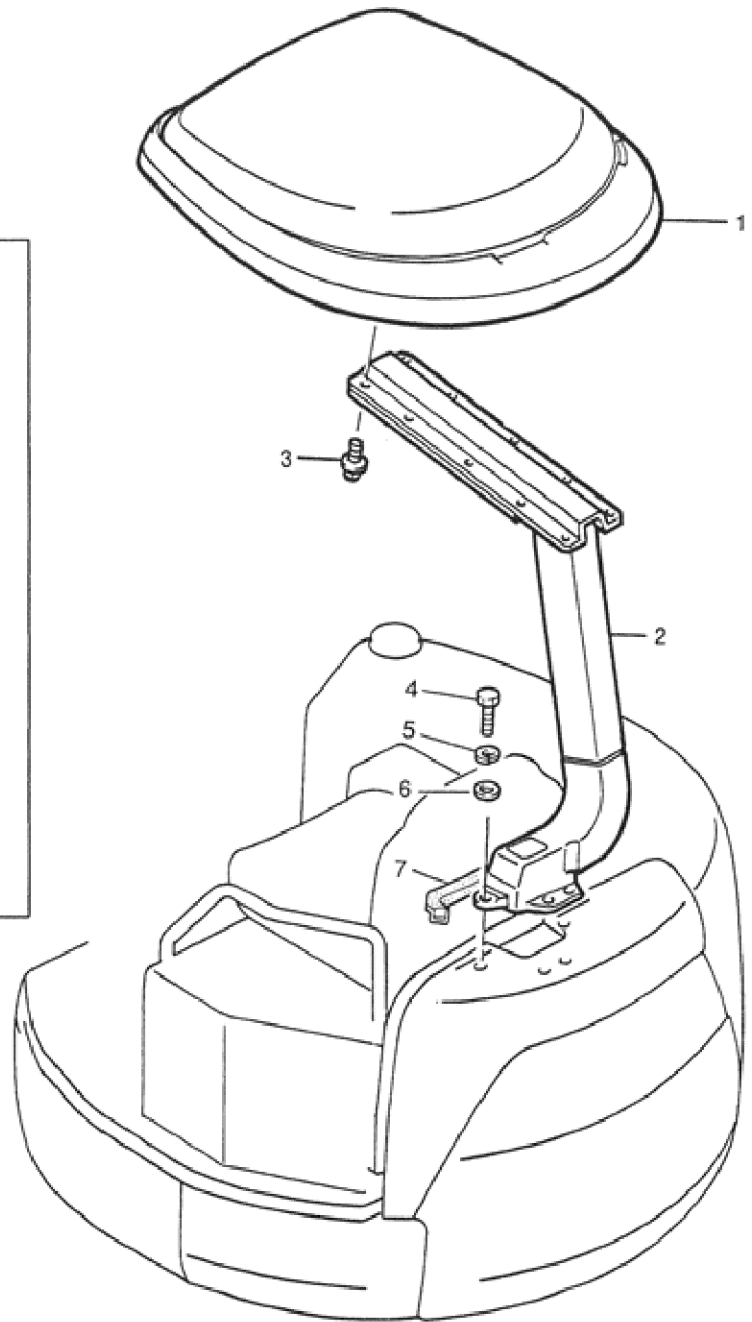
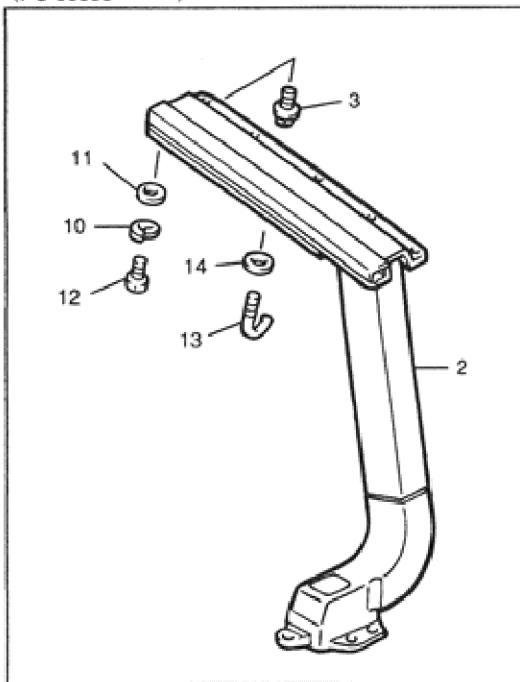
SK15SR : COMPACT EXCAVATOR ASN PU07001

01-027 - CANOPY ASSY

PU 06001~




(PU 06393~)




SK15SR : COMPACT EXCAVATOR ASN PU07001

01-029(02) - GUARD INSTAL

Ref	Qty	Part Number	Description	OH	Indicators
			GUARD INSTAL		
	AR	PM21C00009 F3	GUARD INSTAL (For STD)		
	AR	PM21C00009 F4	GUARD INSTAL (For OPT PORT)		
2	1	PM21C01073 P1	SUPPORT		
3	1	PM21C01089 P1	PLATE(F3 ONLY)		
4	1	PM21C01058 P1	BRACKET		
5	1	PM21C01061 P1	PLATE		
9	1	PM21C01053 P1	PLATE		
10	1	PM21C01054 P1	PLATE		
11	1	PM21C01069 P1	PLATE		
12	1	PM21C01060 P1	ROD		
13	1	PM22C00001 F2			
13-2	1	PW21C01095 P1	HINGE		←
13-3	1	PH22C01006 P1	LOCK		←
13-4	1	2421T222	LOCK		→
13-5	1	PM21C01074 P1	FOAM INSULATION		
13-8	1	PW21C01136 DB	STRIP, WEATHER		
13-9	1	PW21C01116 DC	WEATHERSTRIP		
13-10	1	PW21C01116 DD	WEATHERSTRIP		
13-11	1	PW21C01116 DE	WEATHERSTRIP		
13-12	1	PW21C01036 D7	WEATHERSTRIP		
13-13	6	ZM22C08016	BOLT M08x1.25x16mm (Incls. Washer & Lockwasher)		←
13-14	4	ZN18C05004	NUT M05x0.8mm		← 
13-15	4	ZW16X05000	WASHER (M5)		←
13-17	4	PH22C01023 P1	BOLT M05x0.8x20mm Long		←
13-19	1	PM21C01077 P1	PLATE		
33-20	1	PH21C011S0 P1	SEAT		
13-21	1	PM22C01001 P2	BONNET		

SK15SR : COMPACT EXCAVATOR ASN PU07001

01-030(02) - GUARD INSTAL (FOR USA)

Ref	Qty	Part Number	Description	OH	Indicators
			GUARD INSTAL		
	AR	PM21C00009 F5	GUARD) INSTAL (For EXPORT		
	AR	PM21C00009 F6	GUARD INSTAL {For OPT PORT)		
2	1	PM21C01073 P1	SUPPORT		
3	1	PM21C91089 P1	PLATE(F5 ONLY)		
4	1	PM21C01058 P1	BRACKET		
5	1	PM21C01061 P1	PLATE		
9	1	PM21C01053 P1	PLATE		
10	1	PM21C01054 P1	PLATE		
11	1	PM21C01069 P1	PLATE		
12	1	PM21C01060 P1	ROD		
14	1	PM22C00001 F3	ENGINE HOOD		
14-2	1	PW21C01095 P1	HINGE		←
14-3	1	PH22C01006 P1	LOCK		←
14-4	1	2421T222	LOCK CYLINDER		→
14-5	1	PM21C01074 P1	FOAM INSULATION		
14-8	1	PW21C01116 DB	WEATHERSTRIP (L=135)		
14-9	1	PW21C01116 DC	WEATHERSTRIP (L=425)		
14-10	1	PW21C01116 DD	WEATHERSTRIP (L=665)		
14-13	1	PW21C01116 DE	WEATHERSTRIP (L=680)		
14-12	1	PW21C01036 D7	WEATHERSTRIP (L=160)		
14-13	6	ZM22C08016	BOLT M08x1.25x16mm (Incls. Washer & Lockwasher)		←
14-14	4	ZN18C05004	NUT M05x0.8mm		← 
14-15	4	ZW16X05000	WASHER (M5)		←
14-17	4	PH22C01023 P1	BOLT M05x0.8x20mm Long		←
14-19	1	PM21C01077 P1	PLATE		
14-20	1	PH21C01150 P1	SEAL SHEET SEAT		→
14-21	1	PM22C01001 P2	BONNET		

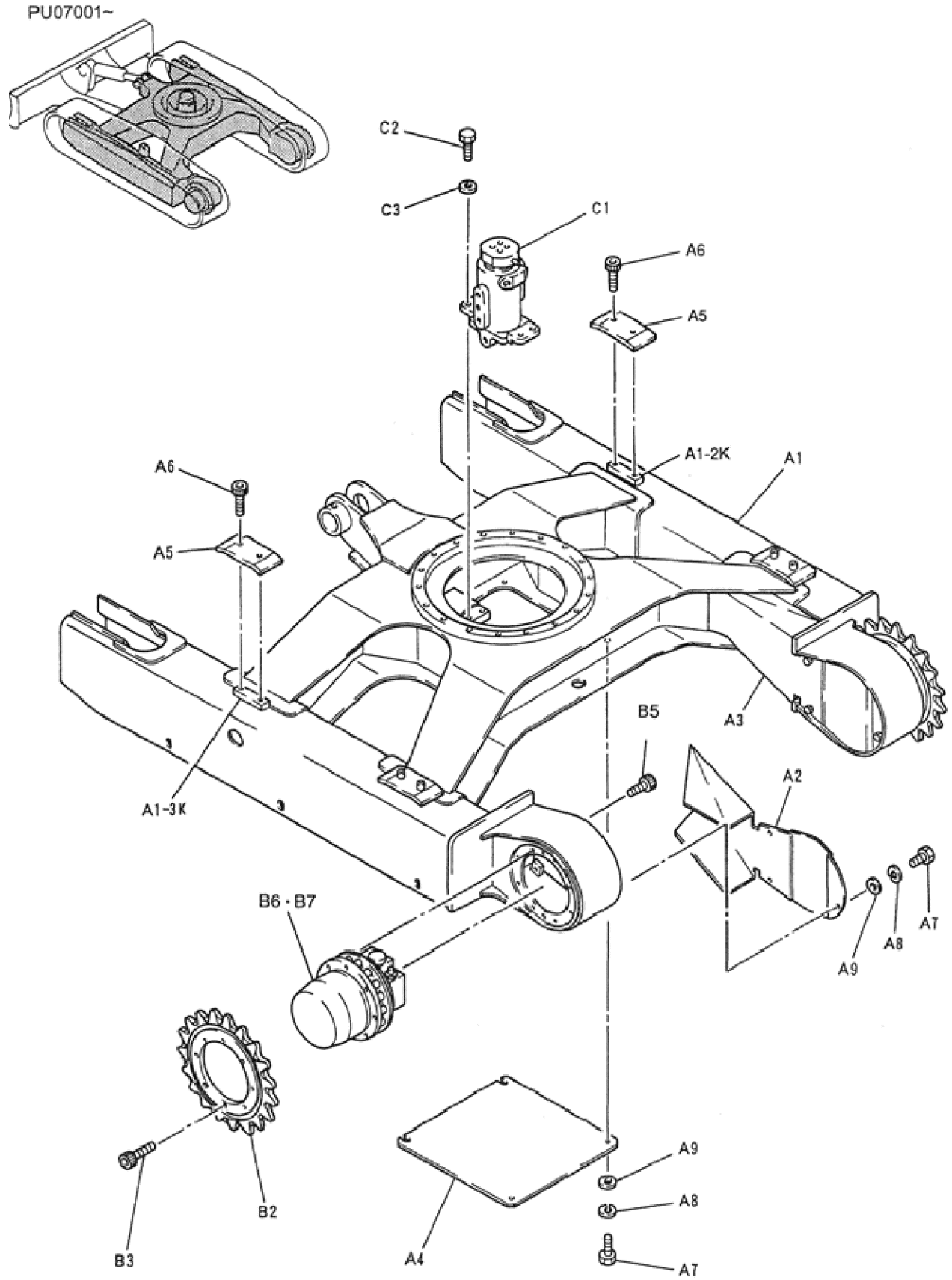
SK15SR : COMPACT EXCAVATOR ASN PU07001

01-032(02) - PANEL ASSY, INSTRUMENT

Ref	Qty	Part Number	Description	OH	Indicators
			PANEL ASSY, INSTRUMENT		
		PM17M00002 F1	INSTRUMENT For STD (INSTRUMENT INSTAL)		
	AR	PM17M00002 F5	PANEL ASSY, INSTRUMENT For STD (NOT DECELERATION)		
1	1	PM59S00001 F2	GAUGE (F5 ONLY) REF:SEE (FIG 234)		
2	1	PM17M01004 P1	COVER (F1 ONLY)		
3	1	PM50S00002 F1	SWITCH ASSY (F1 ONLY)		
3-1	1	PH50S00002 P1	IGNITION SWITCH (F1 ONLY)		→
3-1A	1	YN50S00002 S001	KEY (F1 ONLY)		→
3-2	1	PM50E01001 P1	WIRE HARNESS (F1 ONLY)		
4	4	ZM41C05016	BOLT M05x0.8x16mm (Incls. Washer & Lockwasher), (F1Only)		
	4	2420R1089D3	SCREW M05x0.8x14mm (Incls. Washer & Lockwasher), (F1 ONLY)		←
5	4	ZM46C06016	SCREW M06x1.0x16mm (Incls. Washer & Lockwasher), (F1 Only)		←
6	1	PM17M01005 P1	COVER (F1 ONLY)		
11	4	ZM27C08016	SCREW M08x1.25x16mm (Incls. Washer & Lockwasher), (F1 Only)		←
15	1	PM24E00010 F1	RELAY RELAY ASSY(F5 ONLY)		
15-1	1	PM24E01027 P1	BRACKET(F5 ONLY)		
15-2	1	PM73E00003 F1	FUSE BOX (F5 ONLY)		
15-2A	1	PM73E01001 P1	LABEL (F5 ONLY)		
15-2B	1	2479U1458S1	BASE (F5 ONLY)		←
15-2C	1	2479U1458S2	COVER (F5 ONLY)		←
15-2D	2	2479U1458S3	BLOCK (F5 ONLY)		←
15-2E	1	2479R655S8	FUSE 10 Amp, (F5 Only)		→
15-2F	3	2479R655S9	FUSE 20 Amp, (F5 Only)		←
15-2G	3	2479R655S11	FUSE 30 Amp, (F5 Only)		←
15-2H	1	PM73E00002 S001	WIRE HARNESS (F5 ONLY)		
15-2J	2	2479R655S10	FUSE 5 Amp, (F5 Only)		←→
15-3	1	PH25S00002 P1	TIMER (F5 ONLY)		→
15-4	3	PH24S00001 P1	RELAY (F5 ONLY)		←

SK15SR : COMPACT EXCAVATOR ASN PU07001

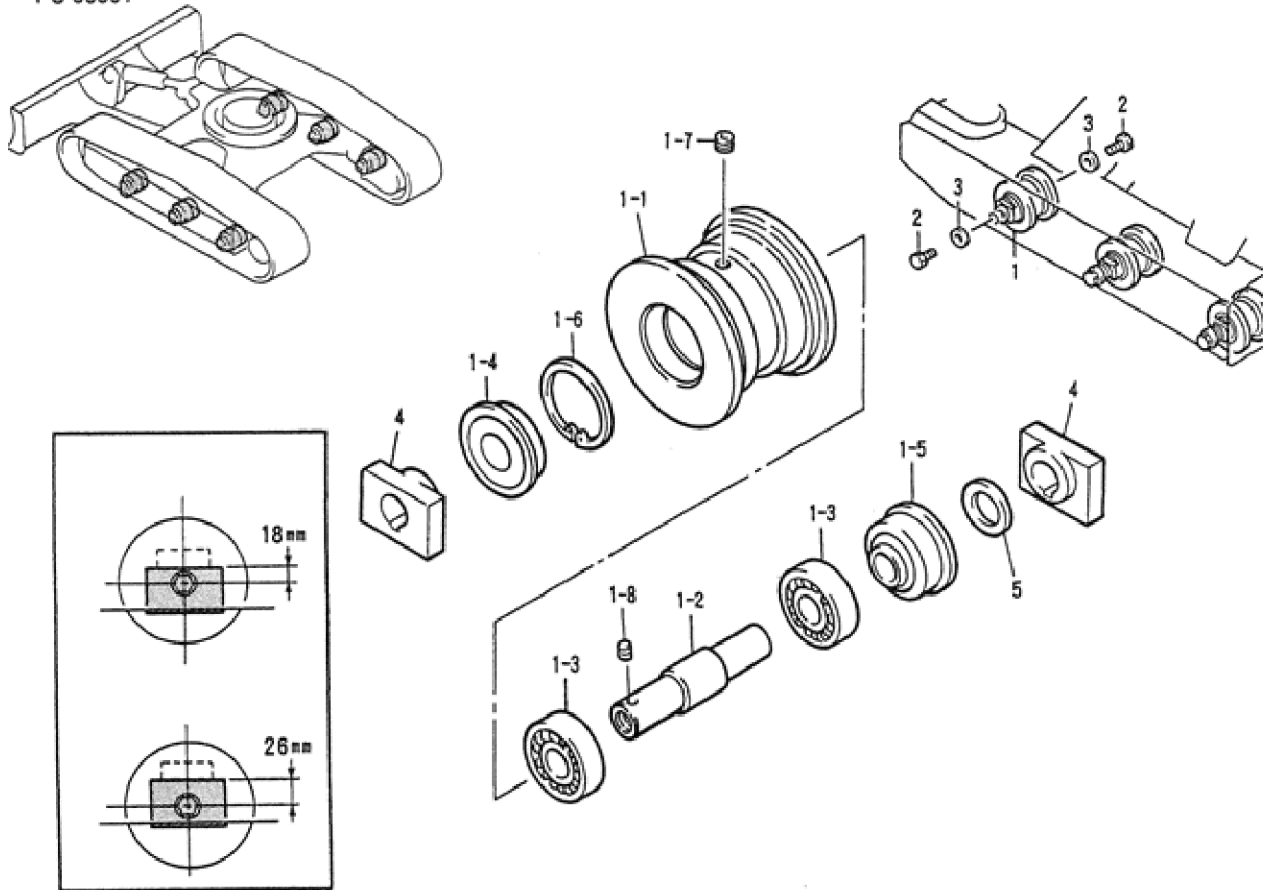
02-001 - LOW GROUP



SK15SR : COMPACT EXCAVATOR ASN PU07001

02-006 - ROLLER INSTAL, TRACK (LOW)

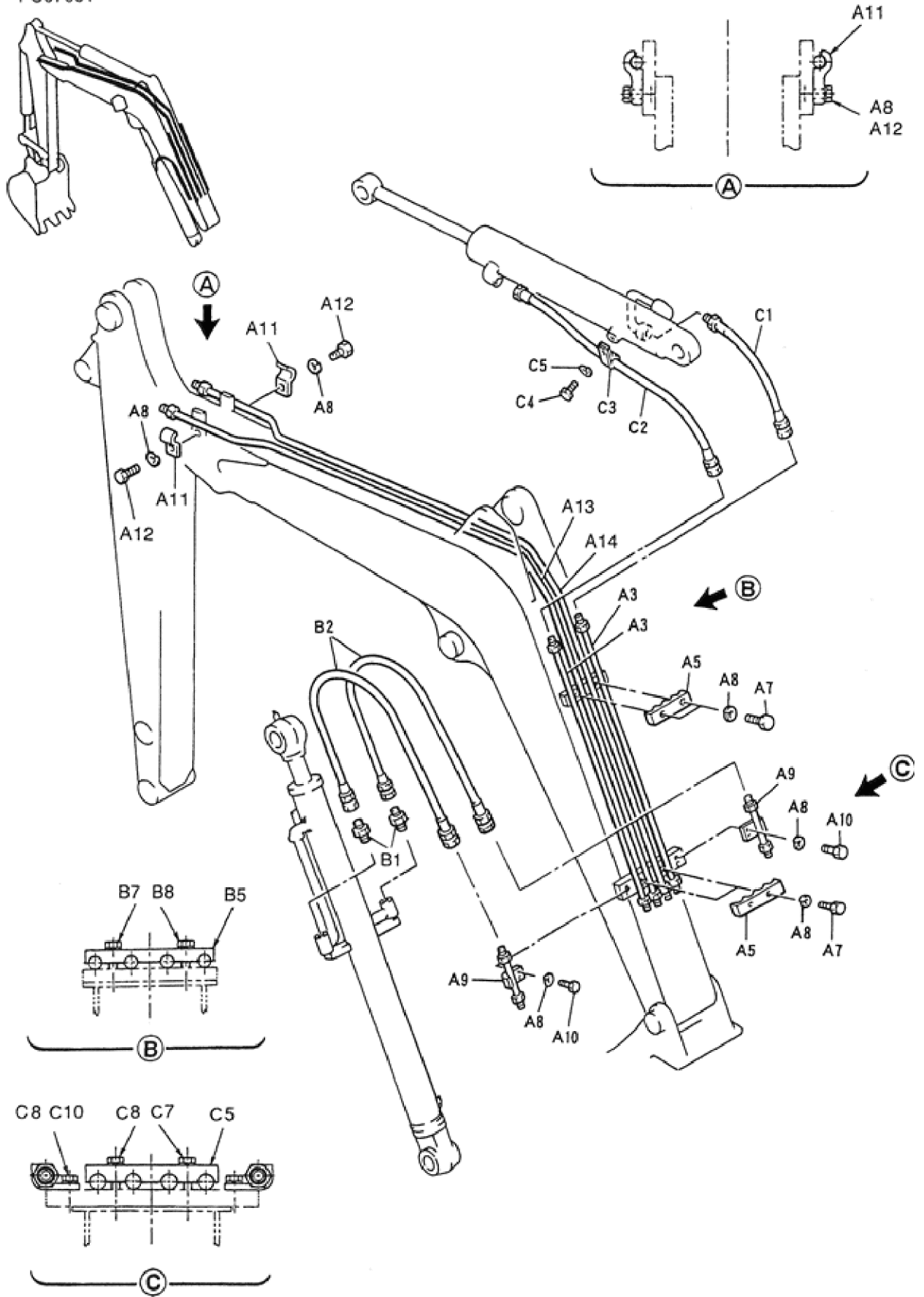
PU 05001~



SK15SR : COMPACT EXCAVATOR ASN PU07001

03-002 - HYD LINES, BOOM

PU07001~











SK15SR : COMPACT EXCAVATOR ASN PU07001

03-006 - STD ARM ASSY

Ref	Qty	Part Number	Description	OH	Indicators
C12	2	PU12B01014 P1	SHIM (t=1.0)		←
C13	6	PU02B01037 P1	SHIM (t=0.5)		←
C15	1	PW12B01123 P1	COVER		
C16	2	ZS18C08016	SCREW M08x1.25x16mm		← 🍌
C17	2	ZW26X08000	WASHER Lock -- ID 08 x OD 15 x Th 2.0mm		← 🍌
C19	2	PU12B01070 P2	NUT (M10)		
C20	2	PU12B01097 P1	SPACER		
C21	2	ZP16D05056	PIN PIN SPLIT		
C22	2	PM12B01181 D1	SHIM (t=1.0)		

SK15SR : COMPACT EXCAVATOR ASN PU07001

05-001 - COUNTER WEIGHT INSTAL (GAIN)

Ref	Qty	Part Number	Description	OH	Indicators
			COUNTERWEIGHT INSTAL		
	AR	PU60C00001 F1	COUNTERWEIGHT INSTAL		
A1	1	ZS18C16100	SCREW M16x2.0x100mm		 
A2	2	PW60C01002 P1	WASHER		
A3	3	PM60C01006 D3	SHIM(t=3.2)		
A4	8	PM60C01006 D2	SHIM (t=2.0)		
A5	2	PM60C01008 D7	CAP CAP		
	2	PV02B01073 D8	CAP CAP		
A6	1	PU60C01001 P1	COUNTERWEIGHT		
A7	1	PM60C01006 D1	SHIM (t=1.2)		
A8	1	PW60C01006 P1	WASHER		
A9	2	ZS18C16085	SCREW M16x2.0x85mm		 
	AR	PU60C00002 F1	COUNTERWEIGHT INSTAL		
B1	1	PM60C01004 P1	COUNTERWEIGHT.ADD		
B2	2	ZS18C20080	SCREW M20x2.50x80mm		
B3	2	PR60C01001 P1	WASHER WASHER		
B4	2	PM60C01008 D3	CAP		

SK15SR : COMPACT EXCAVATOR ASN PU07001

05-003(02) - HYD LINES, UPP (NIBBLER & BREAKER)

Ref	Qty	Part Number	Description	OH	Indicators
A21	1	2418Z1333D2	TUBE 900mm Long (35-7/16 in)		←
A22	3	HH35S08008 G1	ELBOW 90° -- (Incls. O-Ring ZD12P01800), (F4 ONLY)		←
	1	HH3SS08008 G1	ELBOW(F5 ONLY)		
A23	1	PM03H01052 P1	PLATE(F4 ONLY)		
A24	1	PM32H01004 82	HOSE (L=640)(F4 ONLY)		
A25	1	PM03H01040 D2	HOSE (L=2000)(F4 ONLY)		
A26	4	ZS18C08020	SCREW M08x1.25x20mm, (F4 Only)		← 🍌
A27	4	ZW16H08000	WASHER ID 08 x OD 18 x Th 3.2mm, (F4 Only)		← 🍌
A28	1	ZS18C12020	SCREW M12x1.75x20mm, (F4 Only)		← 🍌
A29	1	ZW16X12000	WASHER ID 12 x OD 24 x Th 2.3mm, (F4 Only)		← 🍌
A30	1	ZW26X12000	LOCK WASHER ID 12 x OD 21 x Th 3.0mm, (F4 Only)		← 🍌
A31	1	PH30V00007 F1	VALVE (F4 ONLY) SEE (HC 168)		←
A32	8	P013E01002D 4	TUBE		
A33	4	ZW26X08000	WASHER Lock -- ID 08 x OD 15 x Th 2.0mm, (F4 Only)		← 🍌
A34	2	PM03H01057 P1	CONNECTOR(F5 ONLY)		
A35	2	PM03H01058 P1	CAP(F5 ONLY)		
A36	1	PU03H01087 P1	HOSE (L=800)(F5 ONLY)		
A37	1	PU03H01088 P1	HOSE (L=730)(F5 ONLY)		
A38	1	PV03B01018 P1	GROMMET(F5 ONLY)		
A39	1	PW68H01005 D2	TUBE(F5 ONLY)		
A40	2	YN20M01046 D4	TUBE ID 22.1 x OD 27 x 450mm, (F5 Only)		←
	AR	PM19H00006 F1	HYD LINES, SWIVEL		
B1	2	PM19H01003 P1	ELBOW		←
B2	1	PM19H01001 P1	RIGID TUBE		←
B3	2	HH35S06004 G1	ELBOW 90° -- (Incls. O-Ring ZD12P01400)		←
34	2	2444T2524	HYD CONNECTOR 1/4" PF x 50mm Long (Incls. O-Ring ZD12P01100)		← 🍌





SK15SR : COMPACT EXCAVATOR ASN PU07001

05-004(02) - HYD LINES, UPP (BREAKER) (NIBBLER)

Ref	Qty	Part Number	Description	OH	Indicators
			HYD LINES, UPP		
	AR	PU03H00005 F2	HYD LINES, UPP (For BREAKER)		
	AR	PU03H00005 F3	HYD LINES, UPP (For NIBBLER)		
A1	3	PU03H01082 D1	HOSE (L=2100)		
A2	3	PU03H01083 D1	HOSE (L=2100)		
A3	2	PU03H01084 D2	HOSE (L=700)		
A4	2	PU03H01084 D1	HOSE (L=600)		
A5	2	PU03H01085 D1	HOSE (L=650)		
A6	1	PU03H01085 D3	HOSE (L=800)		
A7	1	PU03H01085 D2	HOSE (L=700)		
A8	1	PU03H01085 D5	HOSE (L=1000)		
A9	1	PU03H01084 D4	HOSE (L=730)		
A10	2	HH35S06006 G1	ELBOW 90° -- 3/8"PFx3/8"PFx60mm Long (Incls. O-Ring ZD12P01400)		←
A11	2	2444Z3155	ELBOW 90° -- (PF 3/8) (Incls. O-Ring ZD12P01400) Alternate O-Ring 237-6006		→
A12	1	2418Z1333D4	TUBE 500mm Long (19-11/16 in)		←
A13	2	PW03H01057 P1	CLAMP		
A14	1	ZE72X06000	PLUG 3/8" PF, (Incls. O-Ring ZD12P01400)		← 🍌
	1	ZE72X06000	PLUG 3/8" PF, (Incls. O-Ring ZD12P01400)		← 🍌
A15	2	HH35S08006 G1	ELBOW 90° -- (Incls. O-Ring ZD12P01400), (F2 ONLY)		←
	3	HH35S08006 G1	ELBOW 90° -- (Incls. O-Ring ZD12P01400), (F3 ONLY)		←
A16	1	2444Z3399	HYD CONNECTOR		
A17	1	PM03H01040 D1	HOSE (L=1500)(F2 ONLY)		
	2	PM03H01040 D1	HOSE (L= 1500)(F3 ONLY)		
A18	1	PM32H01004 D2	HOSE (L=640)		
A19	1	PR03H01028 P1	GROMMET		←
A20	2	PY01P01043 D6	CLIP Wire Ties -- 368mm Long		← 🍌































SK15SR : COMPACT EXCAVATOR ASN PU07001

05-006 - HYD LINES, RETURN (NIBBLER) (BREAKER)

Ref	Qty	Part Number	Description	OH	Indicators
27	1	ZS18C12020	SCREW M12x1.75x20mm		 
28	1	ZW16H12000	WASHER ID 13 x OD 26 x Th 3.2mm		 






SK15SR : COMPACT EXCAVATOR ASN PU07001

05-008(01) - PLATE ASSY, FLOOR

Ref	Qty	Part Number	Description	OH	Indicators
			PLATE ASSY, FLOOR		
	AR	PU03M00005 F2	PLATE ASSY, FLOOR (OPT. PEDAL • CANOPY)		
	AR	PU03M00005 F4	PLATE ASSY, FLOOR (OPT.PEDAL-CAB)		
A1	1	PM03M01116 P1	PLATE, FLOOR		
A2	1	PM03M01140 F1	LEVER		
A2-1	1	PM03M01139 P1	LEVER		
A2-2	1	2405E312D14 20	BUSHING		
A3	1	PM30M01002 F1	LOCK ASSY		
A3-1	1	PY30M01003 P1	SUPPORT		 
A3-2	1	PM30M01001 P1	LOCK		
A3-3	1	HP45X10022 G1	PIN		
A3-4	1	HP26T09002 G1	SPRING		 
A3-5	2	ZW16X10000	WASHER ID 10 x OD 21 x Th 2.0mm		 
A3-6	1	2419R9D3	PIN Hair -- OD 10mm x 32.6mm Long		 
A4	1	PH03M01134 P1	PEDAL		
A5	1	YN03M01266 P1	RUBBER SLEEVE		
	1	YN03M01266 P2	RUBBER SLEEVE		 
A6	2	PM03M01137 P1	ROD		
A7	1	PY03M01036 D3	CABLE		
A8	2	ZS18C08020	SCREW M08x1.25x20mm		 
A9	2	ZW26X08000	WASHER Lock -- ID 08 x OD 15 x Th 2.0mm		 
A10	12	ZM22C08020	BOLT M08x1.25x20mm (Incls. Washer & Lockwasher)		 
A11	1	2418Z726D5	WASHER ID 08 x OD 15.4 x Th 2.0mm		
A12	4	ZS18C16030	SCREW M16x2.0x30mm		  
A13	4	ZW16X16000	WASHER ID 16 x OD 30 x Th 3.2mm		 
A14	4	ZW26X16000	LOCK WASHER ID 16 x OD 28 x Th 4.0mm		  
A15	1	ZR36X01200	RING E-Ring -- Shaft 12mm x OD 23mm		
A18	2	ZW16X14000	WASHER ID 14 x OD 28 x Th 3.2mm		

SK15SR : COMPACT EXCAVATOR ASN PU07001

05-009 - SEAT INSTAL (CAB)

Ref	Qty	Part Number	Description	OH	Indicators
40	1	PM25M01097 P1	SUPPORT(F1 ONLY)		
46	1	24100R106F1	SEAT BELT		
47	4	ZN18C10008	NUT M10x1.50mm		 
48	2	ZS18C10030	SCREW M10x1.50x30mm		 

CLICK HERE TO **DOWNLOAD** THE COMPLETE MANUAL

- Thank you very much for reading the preview of the manual.
- You can download the complete manual from: www.heydownloads.com by clicking the link below



- Please note: If there is no response to CLICKING the link, please download this PDF first and then click on it.

CLICK HERE TO **DOWNLOAD** THE COMPLETE MANUAL




























SK15SR : COMPACT EXCAVATOR ASN PU07001

05-011(01) - CAB ASSY

Ref	Qty	Part Number	Description	OH	Indicators
121	1	PY54S00001 P1	RADIO RADIO (F1 ONLY) REF:SEE(FIG531)		←
122	1	PH01T01001 P1	HAMMER HANMAR		→
122-1	2	ZS32T03016	SCREW, TAPPING		
122-2	2	ZW16X03000	WASHER (M3X16)		
123	1	YN20M01046 D7	TUBE ID 22.1 x OD 27 x 1100mm		
124	2	PM02C01026 P1	PLATE		
125	1	PM02C01027 P1	SEAT		
126	22	ZS32T50016	CROSS SCREW, TAPPING		
127	1	PM02C01028 P1	HOSE		



SK15SR : COMPACT EXCAVATOR ASN PU07001

05-011(03) - CAB ASSY

Ref	Qty	Part Number	Description	OH	Indicators
15-2	2	ZW16X12000	WASHER ID 12 x OD 24 x Th 2.3mm		 
16	1	PM02C00001 S016	PLATE		
16-1	3	ZS31C05016	BOLT M05x0.8x16mm		 
16-2	3	ZW16X05000	WASHER (M5)		
17	1	PM02C00001 S017	COVER		
17-1	4	ZS31C06020	SCREW M06x1.0x20mm		
17-2	4	ZW16X06000	WASHER ID 06 x OD 12.5 x Th 1.6mm		 
18	1	PM02C00001 S018	COVER		
18-1	10	ZS31C06016	SCREW M06x1.0x16mm		
18-2	10	ZW16X06000	WASHER ID 06 x OD 12.5 x Th 1.6mm		 
19	1	PM02C00001 S019	PLATE		
19-1	7	ZS18C10020	SCREW M10x1.50x20mm		 
19-2	7	ZW16X10000	WASHER ID 10 x OD 21 x Th 2.0mm		 
20	1	PM02C00001 S020	COVER		
21	1	PM02C00001 S021	COVER		
21-1	4	ZS32T06010	SCREW, TAPPING (M6X16)		
21-2	4	ZW26X06000	LOCK WASHER ID 06 x OD 07 x Th 1.5mm		 
22	1	PM02C00001 S022	BOX ASSY		
22-1	4	ZS31C06016	SCREW M06x1.0x16mm		
22-2	4	ZW16X06000	WASHER ID 06 x OD 12.5 x Th 1.6mm		 
23	1	PM02C00001 S023	COVER		
23-1	4	ZS32T04008	SCREW, TAPPING (M4X8)		
23-2	4	ZW26X04000	LOCK WASHER ID 04 x OD 7.6 x Th 1.0mm		
23-3	4	ZW16X04000	WASHER WASHER (M4)		
35	2	PM02C00001 S035	GLIP		
35-1	4	ZS31C06016	SCREW M06x1.0x16mm		
35-2	4	ZW22K06000	LOCK WASHER ID 06 x OD 10 x Th 1.5mm		 
35-3	4	ZW11K06000	WASHER ID 06 x OD 11.5 x Th 1.6mm		
36	1	PM02C00001 S036	GLASS GLASS		
37	1	PM02C00001 S037	EXTRUSION STRIP, WEATHER		
38	1	PM02C00001 S038	SEAL		

SK15SR : COMPACT EXCAVATOR ASN PU07001

05-011(04) - CAB ASSY

Ref	Qty	Part Number	Description	OH	Indicators
75	8	PM02C00001 S075	CLIP		
76	8	PM02C00001 S076	SEAL		
77	3	PM02C00001 S077	SEAT		
78	2	PM02C00001 S078	SEAL		
79	1	PM02C00001 S079	SEAT		
86	1	PM02C00001 S086	COVER		
86-1	3	ZS31C06016	SCREW M06x1.0x16mm		←
86-2	3	ZW16X06000	WASHER ID 06 x OD 12.5 x Th 1.6mm		← 
90	1	PM02C00001 S090	GLASS		
91	1	PM02C00001 S091			
92	1	PR02C00007 S046	LOCK LOCK ASSY		←
93	1	PR02C00007 S045	LOCK LOCK ASSY		←
94	1	PM02C00001 S094	SASH		
95	2	PM02C00001 S095	STRIP, WEATHER		
96	1	PM02C00001 S096	MOULDING, CENTER		
109	2	YN20M01046 D6	TUBE ID 22.1 x OD 27 x 1900mm		←
110	1	PY50S00003 P1	SWITCH Heater		→
111	1	PH17M01013 P1	LABEL		←
112	1	PM21M00003 F1	HEATER INSTAL		
113	1	PY50S00004 P1	SWITCH		→
114	1	PH17M01012 P1	LABEL		←
115	2	R18T0026D50	HOSE (L=2500)		←
116	2	ZC16X02000	CLIP Clamp, Hose -- Min 15 x Max 25mm		← 
117	1	PU21M00002 F1	HEATER ASSY		
118	1	PY16M01003 P1	FLEXIBLE HOSE HOSE (L=500)		←
119	2	PV64H01008 P1	GROMMET GROMMET		
120	2	ZC16X06100	CLIP Clamp, Hose -- Min 50 x Max 71mm		←

SK15SR : COMPACT EXCAVATOR ASN PU07001

05-015(01) - CONTROL LINES, REMOTE

Ref	Qty	Part Number	Description	OH	Indicators
			CONTROL LINES, REMOTE		
	AR	PM68H00010 F1	CONTROL LINES, REMOTE		
A1	1	HH45S04004 G1	ELBOW		←
A2	1	PM68H01011 D1	HOSE (L=1140)		
A3	1	PM68H01006 D2	HOSE (L=1100)		
A4	1	PM68H01007 D3	HOSE (L=1520)		
A5	1	PM68H01008 D4	HOSE (L=1500)		
A6	1	PM68H01009 D1	HOSE (L=1380)		
A7	1	PM68H01010 D2	HOSE (L=1240)		
A8	1	PM68H01011 D3	HOSE (L= 1140)		
A9	1	PH68H01011 D4	HOSE(L=1140)		
A10	2	HX34L04045 DX	HOSE (L=450)		
A11	1	PM68H01019 D1	HOSE (L=760)		
A12	1	PM68H01019 D2	HOSE (L=700)		
A13	1	PM68H01013 P1	CLAMP		
A14	1	PV17M01007 D2	WASHER WASHER		←
A15	1	PH03M01167 P1	NUT NUT		←
A16	2	PU13E01002 D7	TUBE 400mm Long (15-3/4 in)		←
A17	3	PW03H01058 P1	CLAMP		←
A18	6	PU13E01002 D4	TUBE 200mm Long (7-7/8 in), BTW PU06001- & PU06212		←
A19	2	PY01P01043 D5	CLIP Wire Ties -- 292mm Long		← 🍌
	AR	PM68H00008 F1	VALVE INSTAL (For RH.STD		
	AR	PM68H00008 F2	VALVE INSTAL (For LH.STD		
B1	1	PH30V00002 F1	PILOT VALVE REF:SEE(08-029), BTW PU06001- & PU07000		←
	1	PW30V00018 F1	CONTROL VALVE REF:SEE(08-029), ASN PU07001		
B2	8	ZS28C06030	SCREW M06x1.0x30mm, (F1 Only)		←

SK15SR : COMPACT EXCAVATOR ASN PU07001

05-016(01) - CONTROL LINES, REMOTE (A B SHIFTER)

Ref	Qty	Part Number	Description	OH	Indicators
C13	1	2444T2524	HYD CONNECTOR 1/4" PF x 50mm Long (Incls. O-Ring ZD12P01100)		← 🍌
C14	2	HH45S04004 G1	ELBOW		←
C15	1	HX24L04031 DX	HOSE ASSY. (L=310)		→
C16	1	2427Z1594D0 12	TRIM PANEL TRIM		→
	AR	PM64H00012 F1	BLOCK INSTAL		
D1	1	PM64H01012 P1	BLOCK		
D2	2	ZS18C08020	SCREW M08x1.25x20mm		← 🍌
D3	2	ZW16H08000	WASHER ID 08 x OD 18 x Th 3.2mm		← 🍌
D4	16	HH35S04004 G1	ELBOW		←

SK15SR : COMPACT EXCAVATOR ASN PU07001

05-017(02) - CONTROLS, OPERATORS (CAB)

Ref	Qty	Part Number	Description	OH	Indicators
			CONTROL, OPERATORS		
	AR	PM03M00011 F1	LEVER ASSY, CONTROL (For STD INSTAL)		
	AR	PM03M00011 F3	LEVER ASSY, CONTROL (For CAB)		
1	1	PM03M01083 P1	COVER (F1 ONLY)		
2	1	PM03M01084 P1	COVER (F1 ONLY)		
3	1	PM03M01080 P1	STAND, CONTROL(F1 ONLY)		
3-3B	2	2405R312D14 10	BUSHING		↔
3-13B	2	2405R312D14 20	BUSHING BUSHING		←
4	1	PM03M01106 P1	LEVER (F1 ONLY)		
6	1	PM03M01099 P1	(F1 ONLY)		
8	1	PM03M01101 P1	LINK(F1 ONLY)		
9	1	PM03M01027 P1	BAR(F1 ONLY)		
10	1	PM03M01028 P1	BAR(F1 ONLY)		
11	1	PM03M01147 F1	CHAIN LINK ASSY(F1 ONLY)		←
11-1	1	PM03M01146 P1	CHAIN LINK		→
11-2	1	2405R312D14 15	BUSHING		↔
12	1	PM03M01031 P2	ROD(F1 ONLY)		
13	1	PM03M01032 P1	GRIP (F1 ONLY)		
14	1	PM03M01033 P1	GRIP (SWITCH)(F1 ONLY), BTW PU06001 & PU06352		→
	1	PM03M01033 P2	GRIP (SWITCH)(F1 ONLY), ASN PU06353		←
16	1	PY03M01036 D1	FLEXIBLE CONTROL (F1 ONLY)		←
17	14	ZM46C06016	SCREW M06x1.0x16mm (Incls. Washer & Lockwasher), (F1 Only)		←
18	4	ZM22C10030	BOLT M10x1.50x30mm (Incls. Washer & Lockwasher), (F1 Only)		←
19	1	2420Z1339	GROMMET (F1 ONLY)		
21	2	ZN18C14011	NUT M14x2.0mm, (F1 Only)		←
22	2	HN18C10000 G2	NUT(F1 ONLY)		←
26	1	2414Z270D1	CAP (FI F2 ONLY)		←

SK15SR : COMPACT EXCAVATOR ASN PU07001

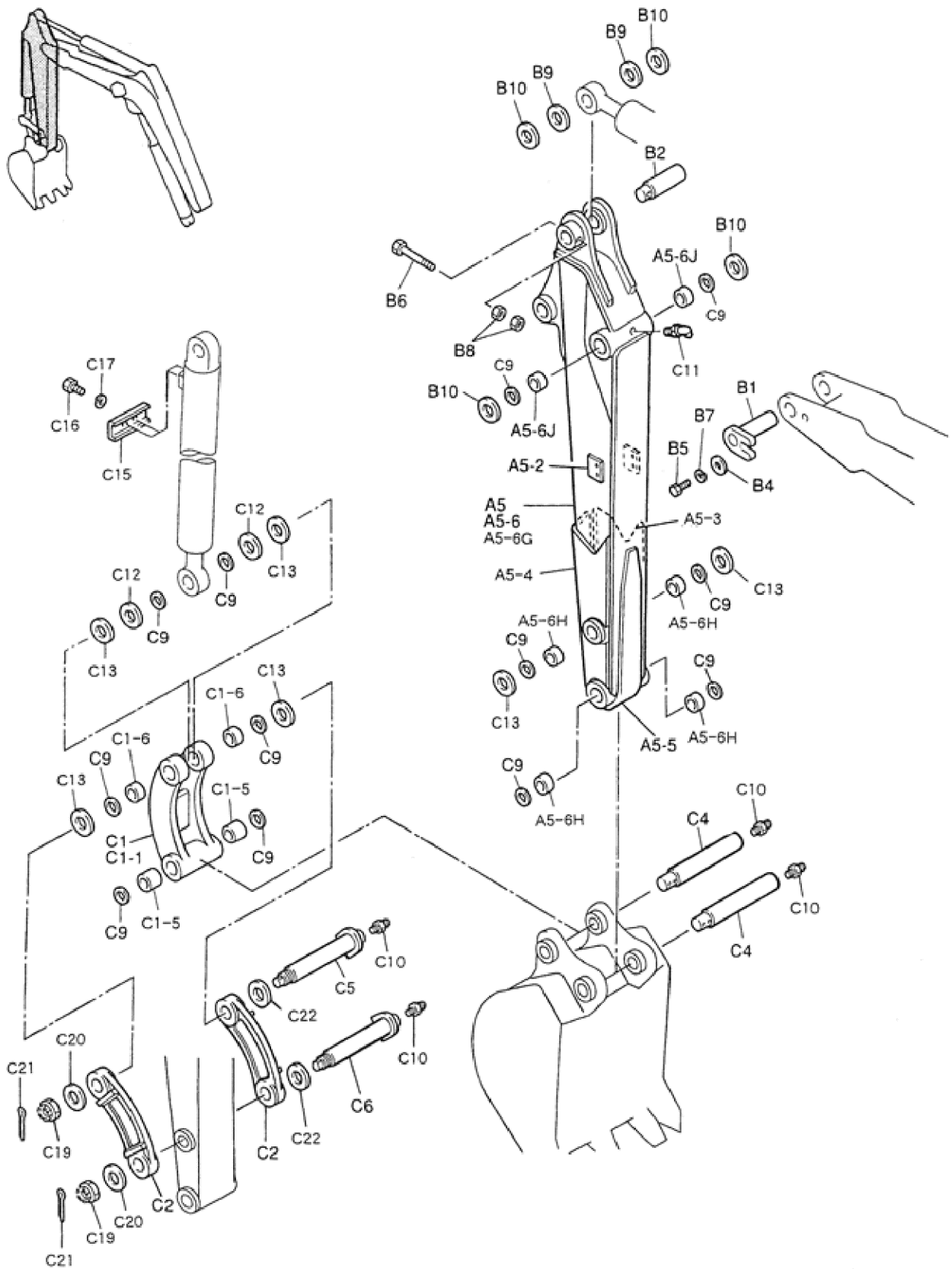
05-019(01) - PANEL ASSY, INSTRUMENT (CAB)

Ref	Qty	Part Number	Description	OH	Indicators
			PANEL ASSY, INSTRUMENT		
	AR	PM17M00002 F1	INSTRUMENT		
	AR	PM17M00002 F4	PANEL ASSY, INSTRUMENT		
	AR	PM17M00002 F5	PANEL ASSY, INSTRUMENT For STD (NOT DECELERATION)		
1	AR	PM59S00001 F2	GAUGE (F5 ONLY) REF:SEE (01-033)		
2	AR	PM17M01004 P1	COVER (F1 ONLY)		
3	AR	PM50S00002 F1	SWITCH ASSY (F1 ONLY)		
3-1	AR	PH50S00002 P1	IGNITION SWITCH (F1 ONLY)		➡
3-1A	AR	YN50S00002 S001	KEY (F1 ONLY)		➡
3-2	AR	PM50E01001 P1	WIRE HARNESS (F1 ONLY)		
4	4	ZM41C05016	BOLT M05x0.8x16mm (Incls. Washer & Lockwasher), (F1Only), BTW PU06001 & PU06552		
	4	2420R1089D3	SCREW M05x0.8x14mm (Incls. Washer & Lockwasher), (F1 ONLY), ASN (PU06553-)		←
5	4	ZM46C06016	SCREW M06x1.0x16mm (Incls. Washer & Lockwasher), (F1 Only)		←
6	1	PM17M01005 P1	COVER (F1 ONLY)		
11	4	ZM27C08016	SCREW M08x1.25x16mm (Incls. Washer & Lockwasher), (F1 Only)		←
12	1	PM24E01023 P1	RUBBER(F4 ONLY)		
13	1	PM24E01024 D1	RUBBER(F4 ONLY)		
14	1	PM24E01025 P1	RUBBER(F4 ONLY)		
15	1	PM24E00010 F1	RELAY RELAY ASSY(F5 ONLY)		
15-1	1	PM24E01027 P1	BRACKET(F5 ONLY)		
15-2	1	PM73E00003 F1	FUSE BOX (F5 ONLY)		
15-2A	1	PM73E01001 P1	LABEL (F5 ONLY)		
15-2B	1	2479U1458S1	BASE (F5 ONLY)		←
15-2C	1	2479U1458S2	COVER (F5 ONLY)		←

SK15SR : COMPACT EXCAVATOR ASN PU07001

05-022 - ARM ASSY (REINFORCEMENT)

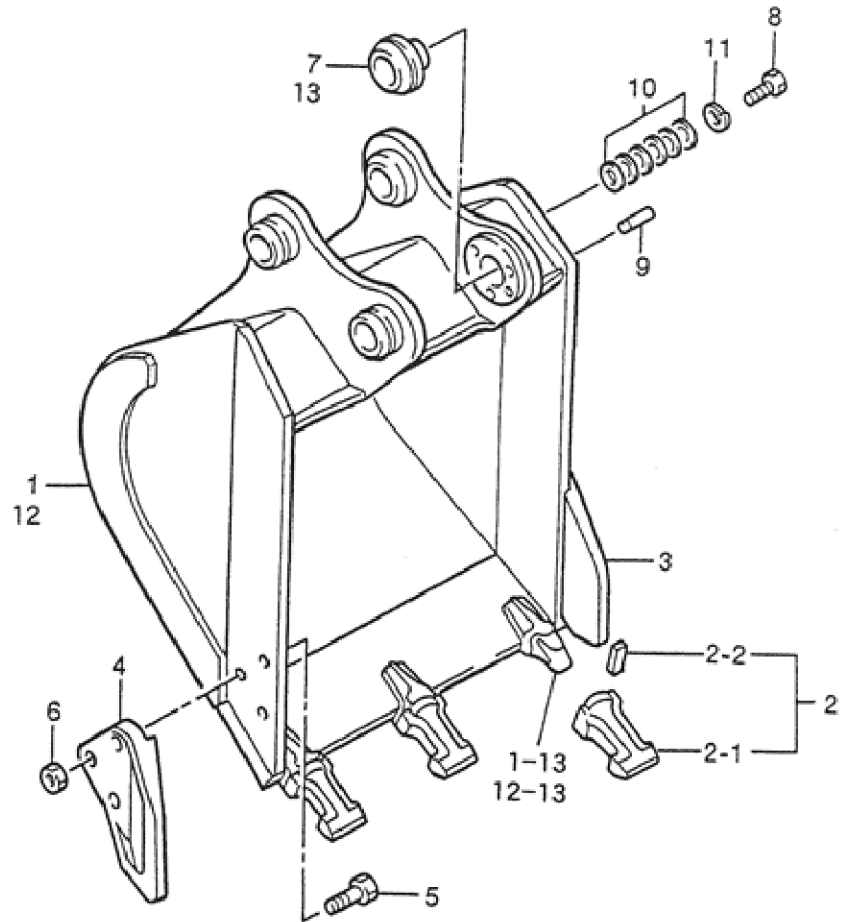
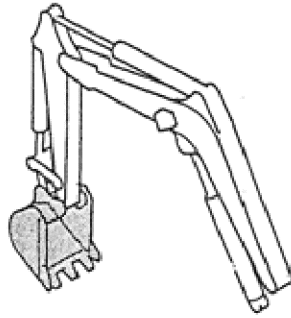
PU07001-



SK15SR : COMPACT EXCAVATOR ASN PU07001

05-026 - BUCKET ASSY, 0.027M

























PU 06001 ~



NOTE : Figures in () show the bucket capacity provided by JIS.

SK15SR : COMPACT EXCAVATOR ASN PU07001

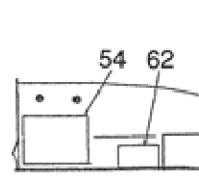
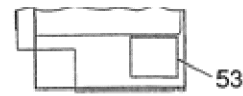
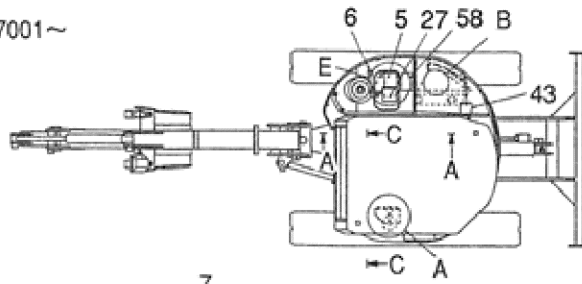
06-002(01) - NAME PLATE INSTAL

Ref	Qty	Part Number	Description	OH	Indicators
30	1	YN20T01001 P1	LABEL Decal, Warning, Prevent Batter Explosion ..., (F1 ONLY)		 
31	1	YN20T01006 P1	LABEL Decal, Danger, Contact with electrical power lines will result in ..., (F1 ONLY)		 
32	1	YN20T01013 P1	LABEL Decal, Caution, Bucket can contact and damage cab when machine ..., (F1 ONLY)		 
33	1	2432T6110	LABEL Decal, Warning, Extreme high pressure in truck adjustment cylinder ..., (F1 ONLY)		 
34	1	PY20T01064P 1	LABEL (F1 ONLY)		
35	1	PY20T01073P 1	LABEL Decal, Warning, Machine may move suddenly and cause serious ..., (F1 Only)		 
36	1	PM22T01021 P2	LABEL (F1 ONLY)		
37	1	YN20T01220 P1	LABEL Decal, Caution, Engine may be hot which could cause burns..., (F1 Only)		 
38	1	PM22T01020 P1	LABEL (F1 ONLY)		
39	1	PM22T01022 P1	LABEL (F1 ONLY)		
40	1	YN20T01012 P1	LABEL Decal, Caution, Rotating engine fan, hot engine parts and drive belt can cause ..., (F1 ONLY)		 
41	1	YN20T01017 P1	LABEL Decal, Warning, Avoid Acid Burns..., (F1 ONLY)		 
42	1	YN20T01015 P1	LABEL Decal, Warning, Improper booster cable connections can cause an explosion ..., (F1 ONLY)		
43	1	PY20T01089P 1	LABEL (F1 ONLY)		
44	1	PN22T01002 P1	PLATE (F1 ONLY)		
45	1	2432T6457	LABEL Decal, Warning, California proposition 65, Diesel ..., (F1 ONLY)		 
46	1	PV22T01051P 1	LABEL (F1 ONLY)		
47	1	PV22T01052P 1	LABEL (F1 ONLY)		
48	1	PY20T01062P 1	LABEL Decal, Caution - Attachment operation by foot pedal. Always check the ..., (F2 Only)		 

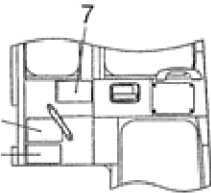
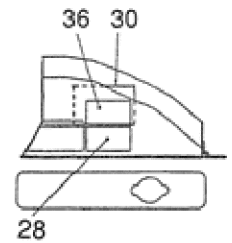
SK15SR : COMPACT EXCAVATOR ASN PU07001

06-003(01) - NAME PLATE INSTAL (CAB)

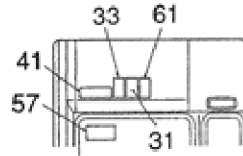
PU 07001~



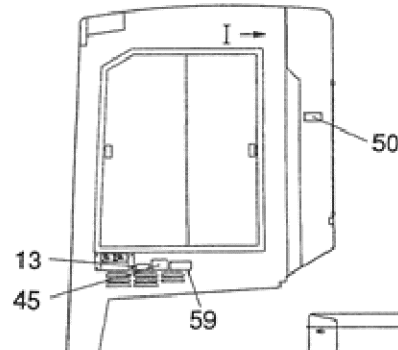
DETAIL B



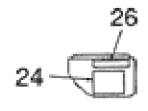
INSIDE OF CAB DOOR



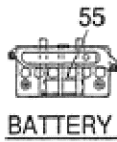
VIEW I



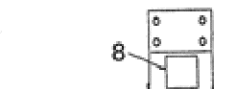
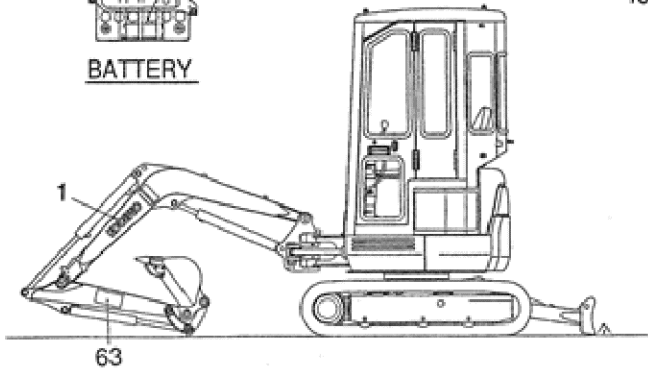
SECTION A-A



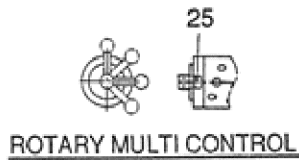
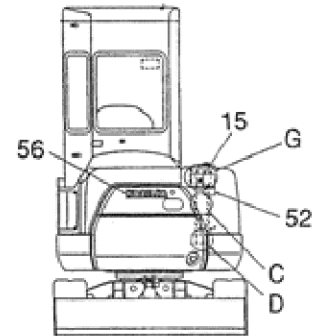
DETAIL A



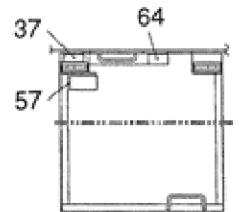
BATTERY



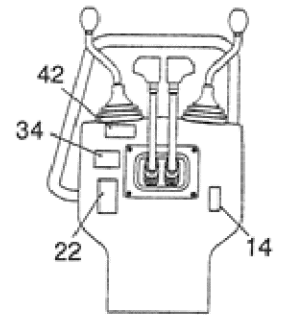
DETAIL G



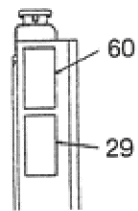
ROTARY MULTI CONTROL



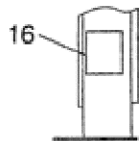
INSIDE OF FRONT WINDOW



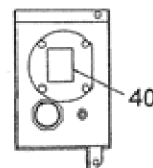
SECTION C-C



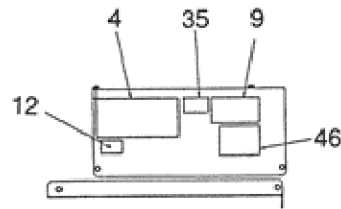
DETAIL C



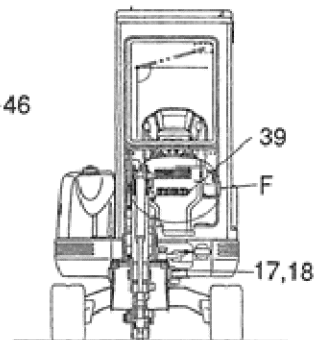
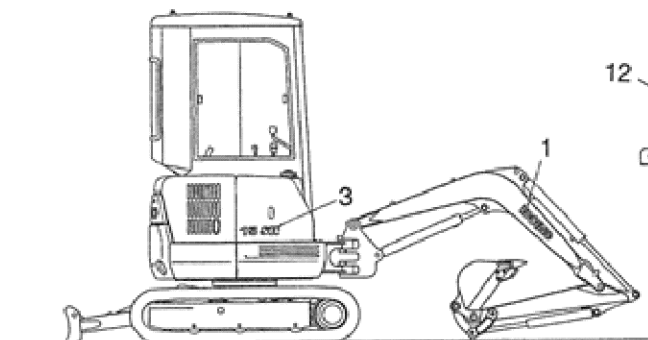
DETAIL D



DETAIL E



DETAIL F



SK15SR : COMPACT EXCAVATOR ASN PU07001

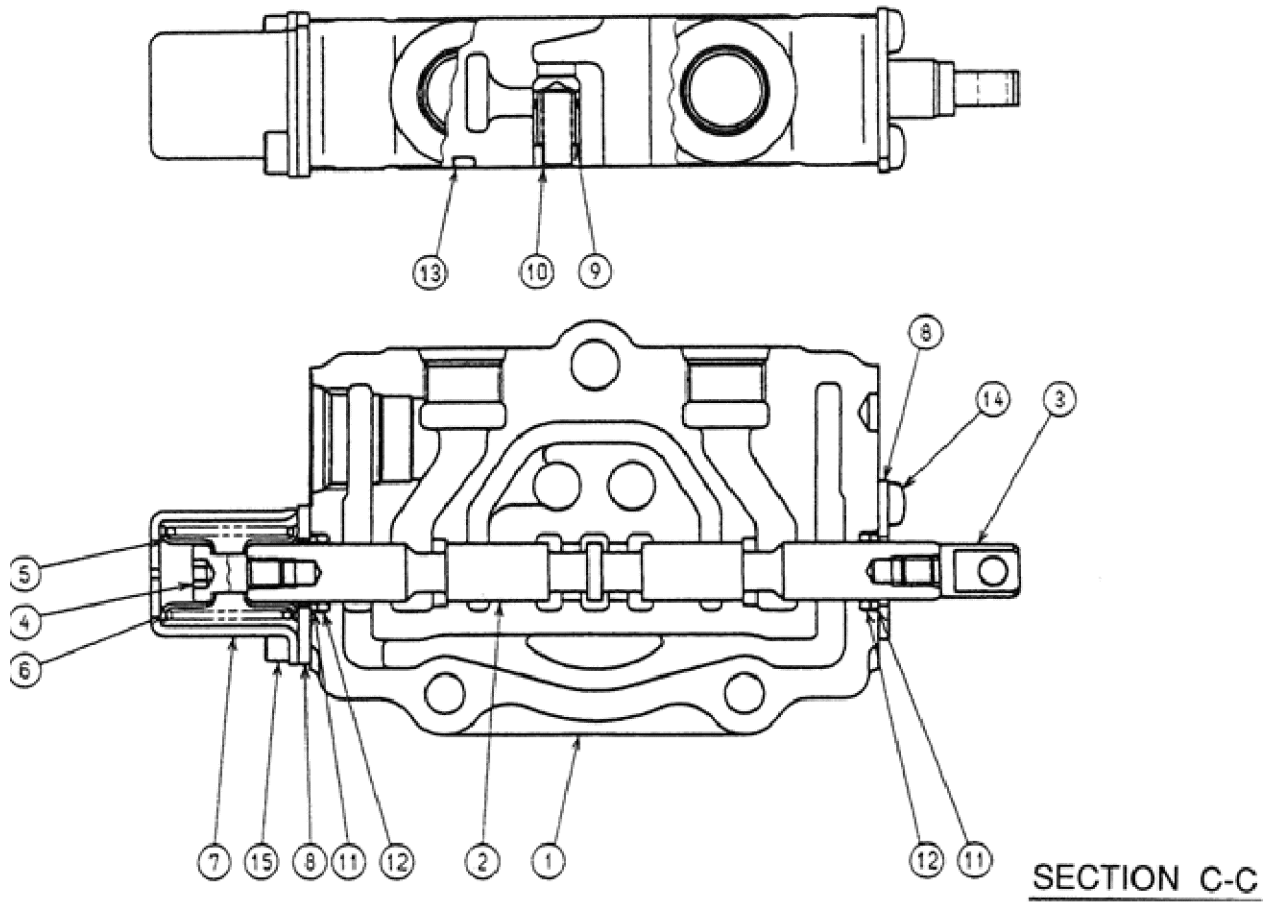
06-003(03) - NAME PLATE INSTAL (CAB)

Ref	Qty	Part Number	Description	OH	Indicators
27	1	PY20T01074P 1	LABEL (F1,F2,F3 ONLY)		↔
28	1	ZL11N00404	LABEL (F1,F2,F3 ONLY)		←
29	1	ZL11N05104	DECAL LABEL (F1,F2,F3 ONLY)		←
30	1	YN20T01001 P1	LABEL Decal, Warning, Prevent Batter Explosion ..., (F1, F2, F3 ONLY)		←
31	1	ZL11N01304	LABEL (F1,F2,F3 ONLY)		←
32	1	YN20T01013 P1	LABEL Decal, Caution, Bucket can contact and damage cab when machine ..., (F1,F2,F3 ONLY)		←
33	1	ZL11N07704	LABEL LABEL (F1,F2,F3 ONLY)		←
34	1	PY20T01064P 1	LABEL (F1,F2,F3 ONLY)		←
35	1	PY20T01073P 1	LABEL Decal, Warning, Machine may move suddenly and cause serious ..., (F1,F2,F3 Only)		←
36	1	ZL11N00504	LABEL (F1,F2,F3 ONLY)		←
37	1	LE20T01019P 1	LABEL Decal, Caution, Falling front window can cause injury. Always lock securely..., (F1,F2,F3 ONLY)		→
39	1	PM22T01011 P1	PLATE NAME PLATE (F1,F2,F3 ONLY)		
40	1	PM22T01020 P1	LABEL LABEL (F1,F2,F3 ONLY)		
42	1	PY20T01060P 1	LABEL (F3 ONLY)		
43	1	PM22T01022 P1	LABEL (F1,F2,F3 ONLY)		←
45	1	PY20T01062P 1	LABEL Decal, Caution - Attachment operation by foot pedal. Always check the ..., (F4 Only)		←
46	1	PY20T01068P 1	LABEL (F4 ONLY)		←
47	1	YN20T01090 P1	IDENTITY PLATE PLATE, INSTRUCTION		←
48	1	YN20T01091 P1	IDENTITY PLATE PLATE, INSTEUCTION (F2 ONLY)		←
49	1	YN20T01092 P1	IDENTITY PLATE PLATE, INSTRUCTION (F2 ONLY)		←
50	1	PY20T01067P 1	LABEL (F4 ONLY)		←
52	1	YN20T01012 P1	LABEL Decal, Caution, Rotating engine fan, hot engine parts and drive belt can cause ..., (F1,F2,F3 ONLY)		←

SK15SR : COMPACT EXCAVATOR ASN PU07001

07-005 - VALVE ASSY (SWING)

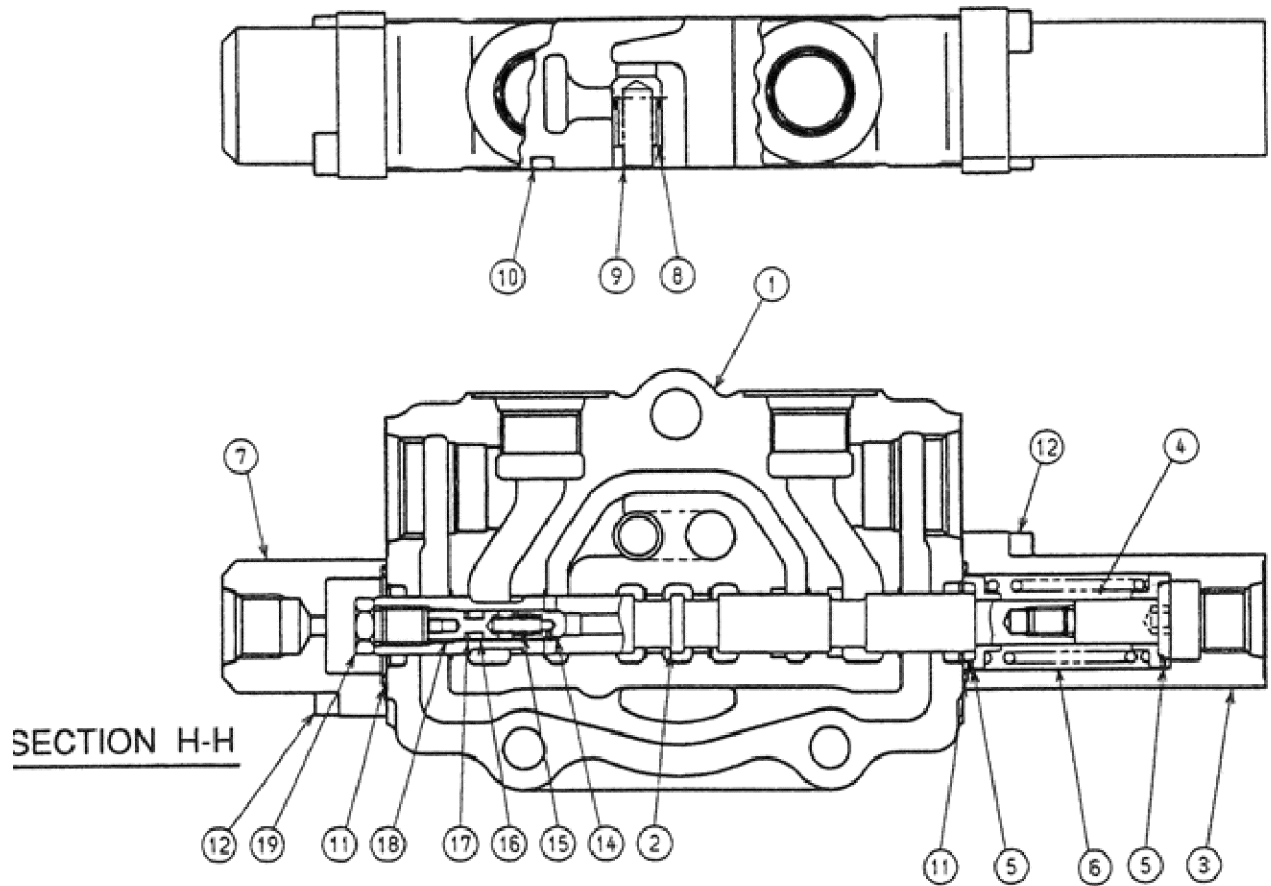
PU30V01005F1



SK15SR : COMPACT EXCAVATOR ASN PU07001

07-010 - VALVE ASSY (ARM)

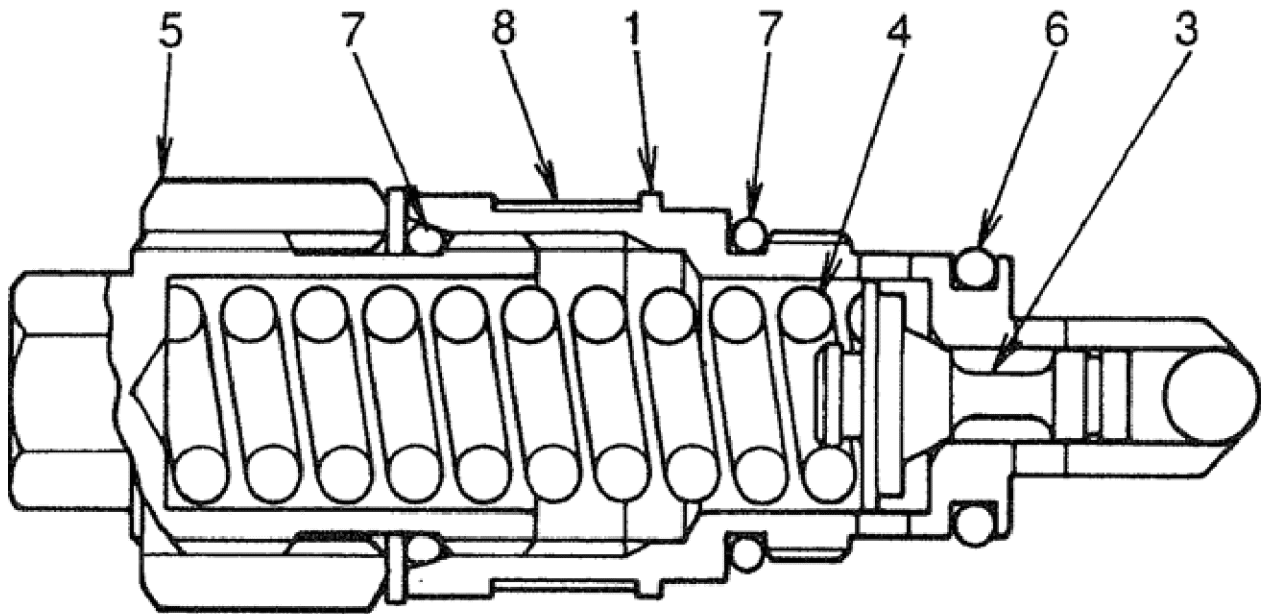
PU30V01010F1



SK15SR : COMPACT EXCAVATOR ASN PU07001

07-015 - VALVE ASSY, RELIEF (PU22V01002F1)

PU22V01002F1



SK15SR : COMPACT EXCAVATOR ASN PU07001

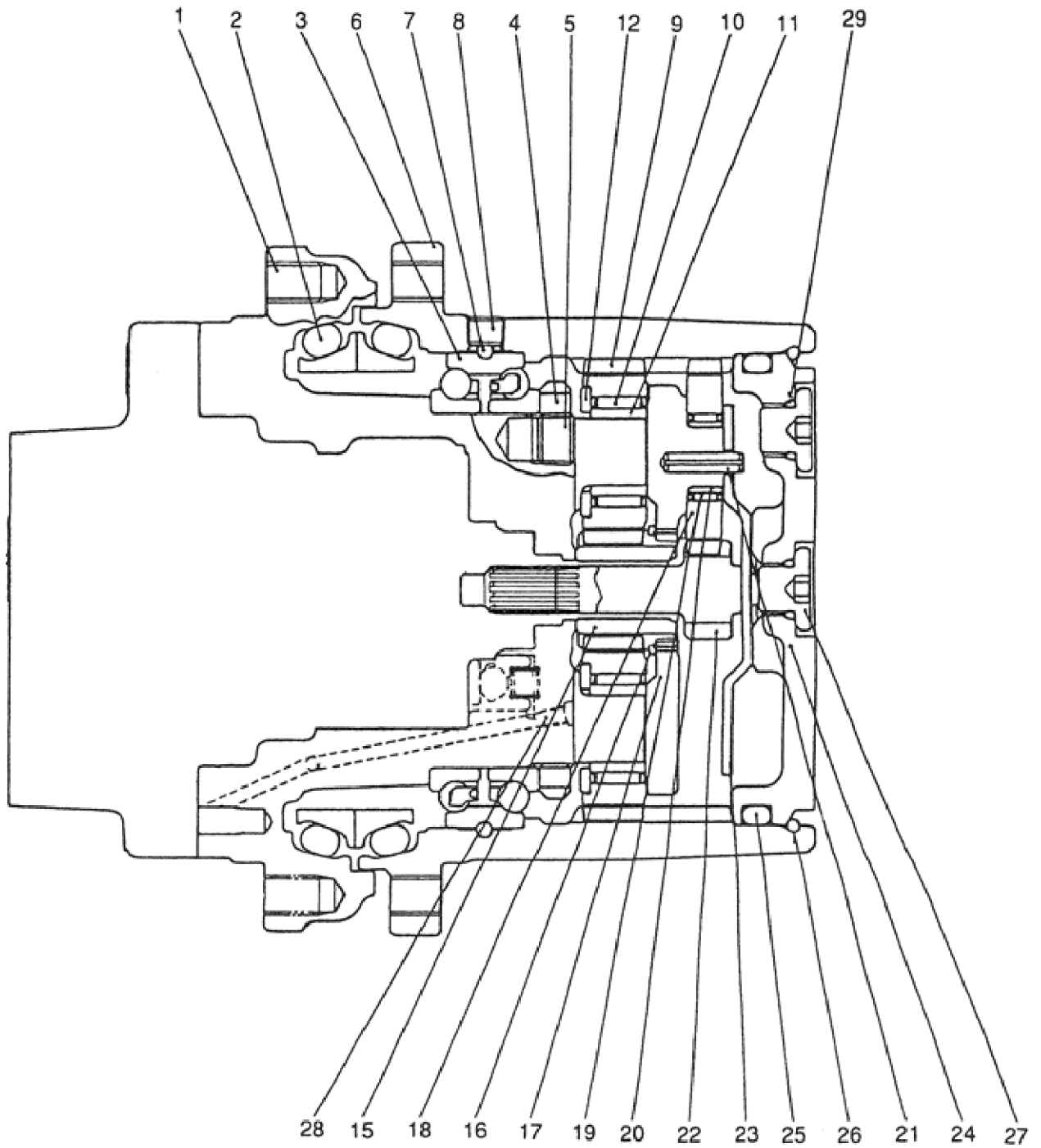
07-017(02) - MOTOR ASSY, SWING

Ref	Qty	Part Number	Description	OH	Indicators
	AR	PU15V00005 F1	HYDRAULIC MOTOR MOTOR ASSY(SWING)		←
1	1	PM15V00011 S001	HOUSING, BEARING		
2	1	PM15V00011 S002	FLANGE		
3	1	PU15V00005 S003	GEM		
4	2	PW15V00011 S036	PLUG		
5	1	PM15V00011 S005	RING, PISTON		
6	1	PM15V00011 S006	PLUG		
7	1	PM15V00011 S007	PLATE		
8	6	PM15V00011 S008	PLATE, FRICTION		
9	6	PM15V00011 S009	PLATE, STEEL		
10	8	PM15V00011 S010	SPRING		
11	1	PM15V00011 S011	RING BEARING, FR.		
12	1	PM15V00011 S012	RING, RETAINING		
13	1	PM15V00011 S013	RING		
14	1	PM15V00011 S014	BEARING, RE.		
15	1	PM15V00011 S015	RING		
16	1	PM15V00011 S016	RING X-RING		
17	3	PM15V00011 S017	O-RING(G105 1B)		
18	1	PM15V00011 S018	O-RING(G90 1B)		
19	8	PM15V00011 S019	BOLT SOKET(M8X30)		
20	1	2441U925S22	GASKET SEAL		←
21	1	PM15V00011 S021	GEROLLER		
22	1	PM15V00011 S022	DRIVE DRAIVE		
23	1	PM15V00011 S023	ROLLER PLATE		←
24	1	2441U907S25	SHAFT		←
25	1	PW15V00011 S025	VALVE VALVE		←
26	1	PW15V00011 S026	RING		

SK15SR : COMPACT EXCAVATOR ASN PU07001

07-019 - REDUCTION ASSY

PU15V01003F1



SK15SR : COMPACT EXCAVATOR ASN PU07001

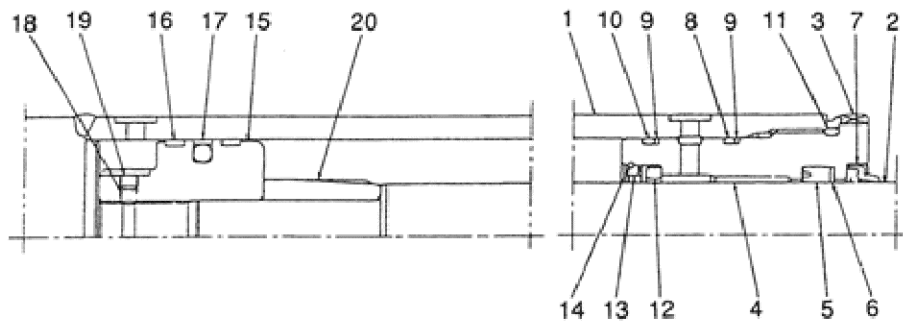
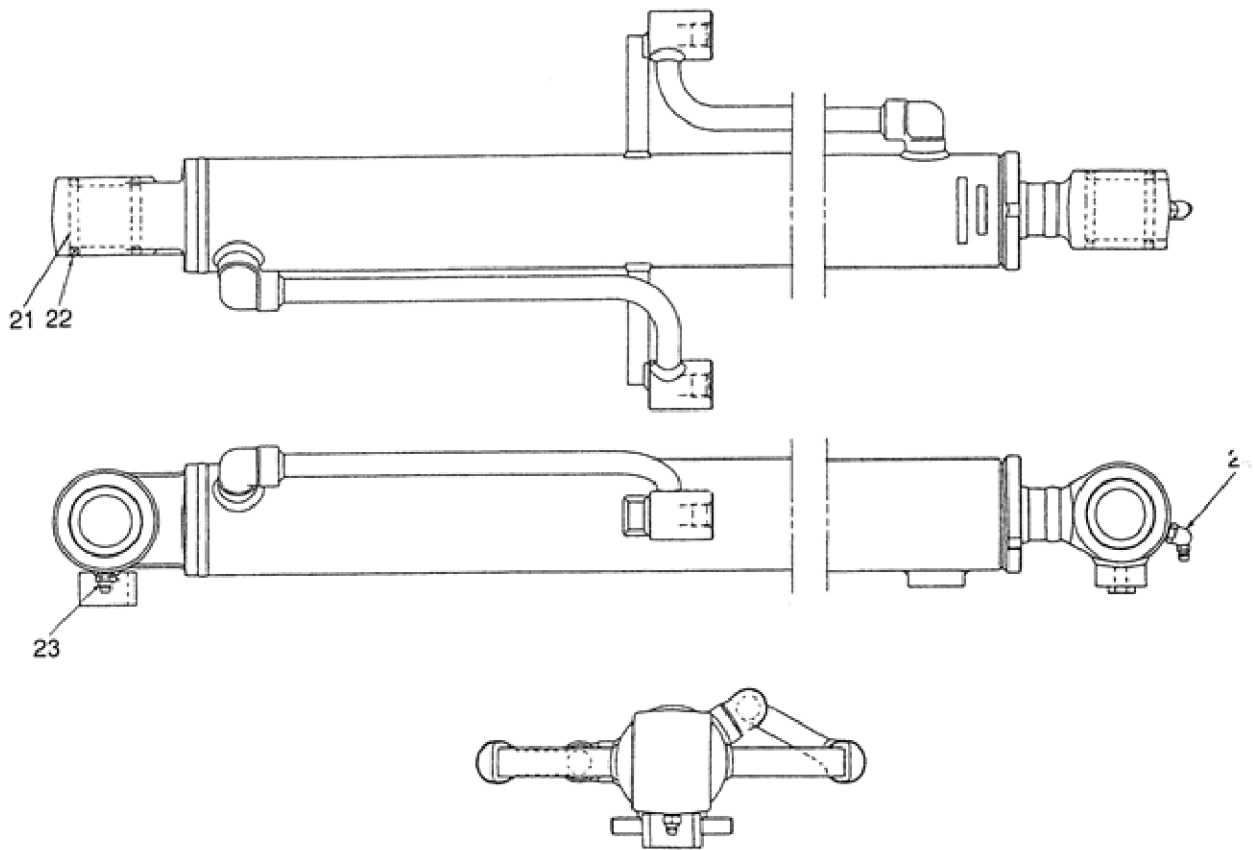
07-020(02) - MOTOR ASSY, PROPELLING (WITH PARKING BRAKE)

Ref	Qty	Part Number	Description	OH	Indicators
60	1	ZE82T04000	PLUG 1/4" PT		←
	1	PU15V00004 R100	CONSISTS OF REF 4X1, 21X1, 23X1, 28X1 29X3, 31-5X2, 39X2 44X4 (HC77-01 2, 25, 26, 29)		
	1	PU15V00004 R200	(CYLINDER BLOCK) CONSISTS OF REF 7X1, 8X1, 9X1, 10X1 11X1, 12X3, 13X1, 14X1 15X9		
	1	PU15V00004 R300	(BASE PLATE) CONSISTS OF REF 30X1, 31X1, 41X1		

SK15SR : COMPACT EXCAVATOR ASN PU07001

07-023 - CYLINDER ASSY, BOOM (CANOPY)

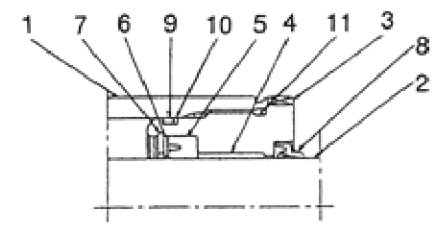
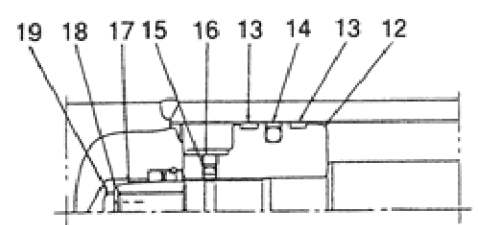
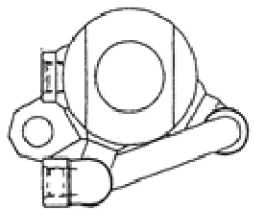
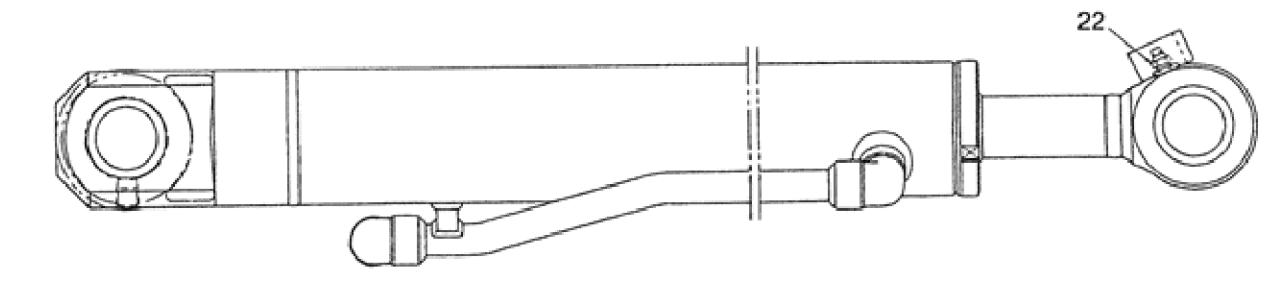
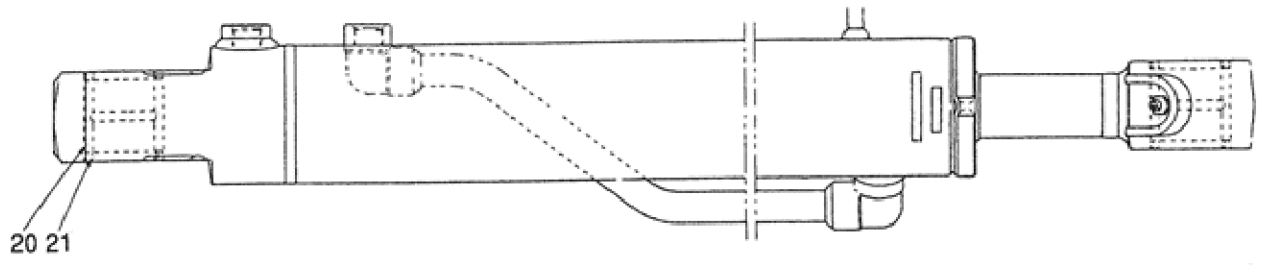
PU01V00013F1



SK15SR : COMPACT EXCAVATOR ASN PU07001



07-028 - CYLINDER ASSY, SWING

PU01V00010F1



SK15SR : COMPACT EXCAVATOR ASN PU07001

07-033 - VALVE ASSY, SOLENOID (YJ35V00004F1)

Ref	Qty	Part Number	Description	OH	Indicators
	AR	YJ35V00004F 1	SOLENOID VALVE ASSY.		←
1	1	2436U2159S3	PLUG		←
2	1	NSS	NOT SERVICED SEPARATELY BODY		←
3	1	2436U2802S3	SPRING		←
4	1	NSS	NOT SERVICED SEPARATELY SPOOL		←
5	1	YJ35V00004S 005	SOLENOID		
6	1	NSS	NOT SERVICED SEPARATELY NAME PLATE		←
8	2	EN35V00004 S010	SCREW		←
9	2	2436U1487S3 5	RIVET		
10	1	ZD11P01000	O-RING ID 9.8 ± 0.17 x OD 13.6mm		← 
11	1	ZD11P01600	O-RING ID 15.80 ± 0.20 x OD 20.6mm		← 

SK15SR : COMPACT EXCAVATOR ASN PU07001

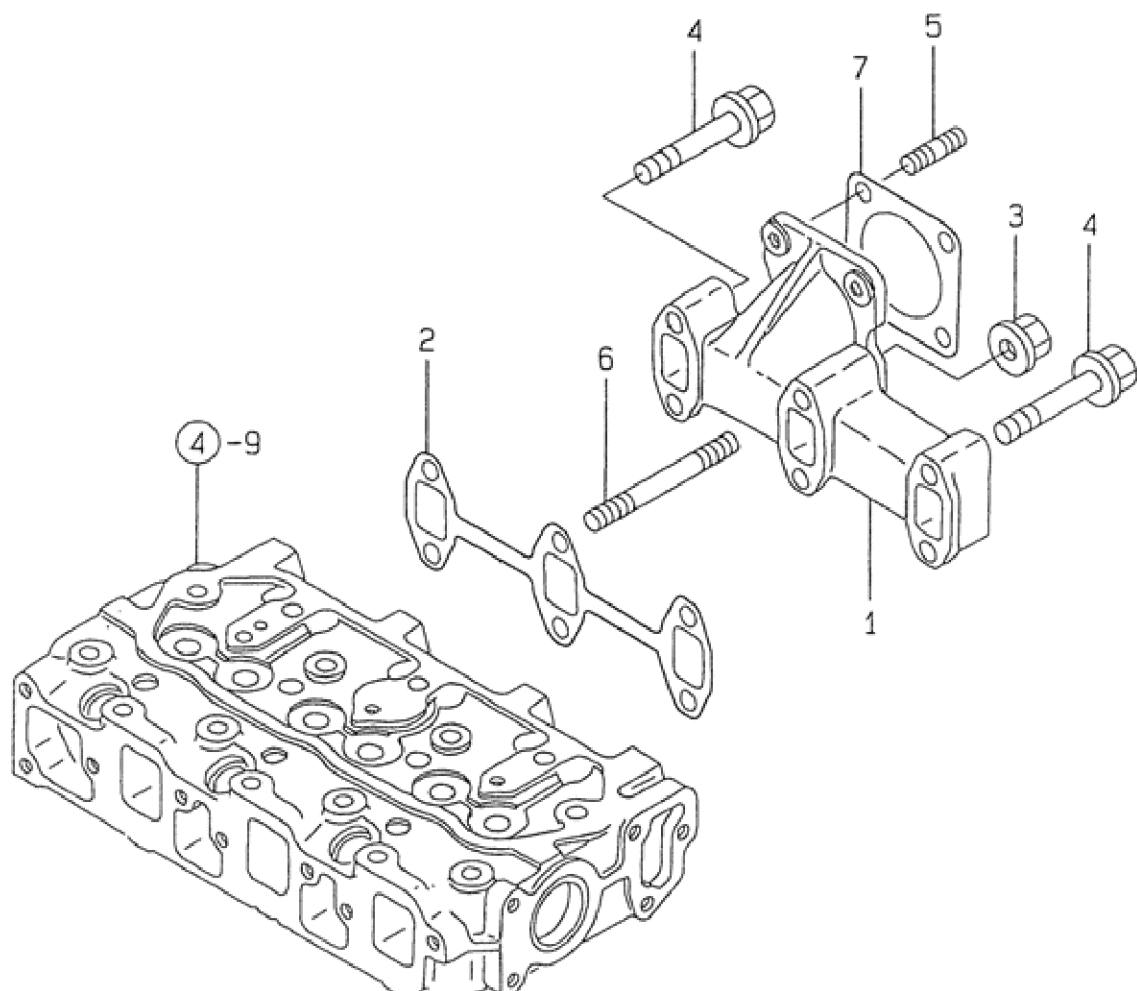
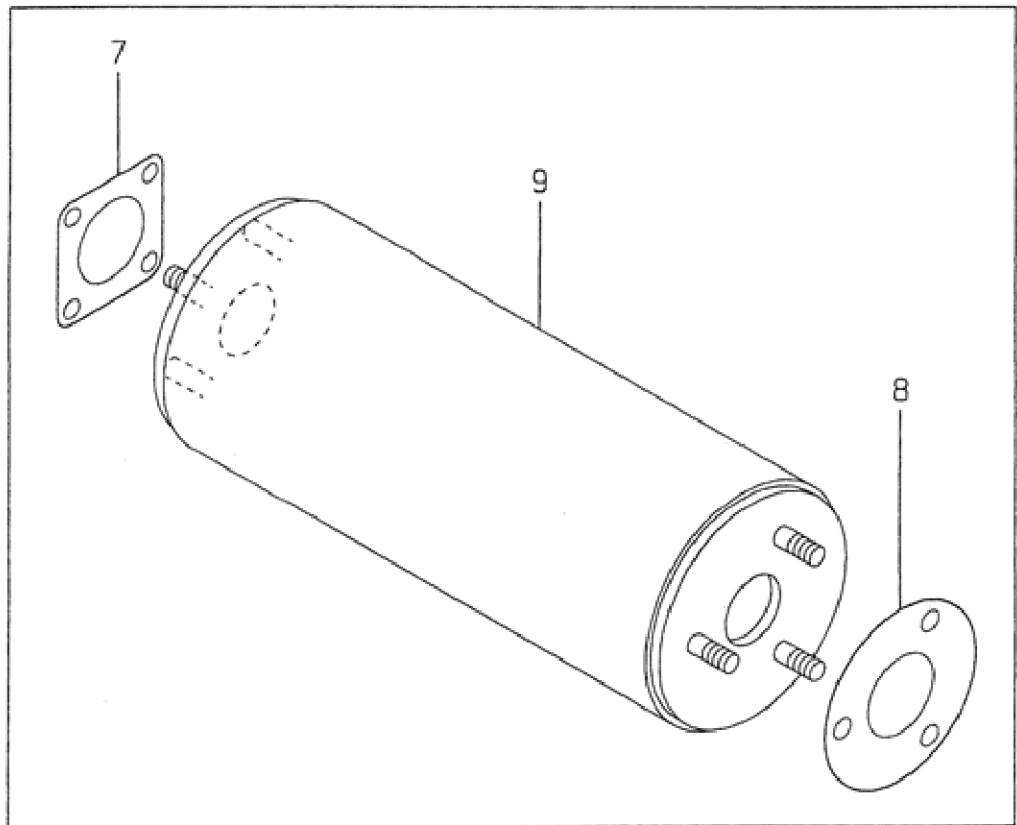
08-001 - CYLINDER BLOCK

Ref	Qty	Part Number	Description	OH	Indicators
	AR	3TNA72L-UY B	CYLINDER BLOCK		
1	1	VV719610015 60	BLOCK CYLINDER ,(A1 Only)		➡
5	1	VV119600010 50	PLUG PT1/4,(A1 Only)		⬅
6	8	VV119620020 20	BOLT (A1 Only)		⬅
11	1	VV238710100 00	PLUG PT1/8,SCREW,(A1 Only)		
12	1	VV272314500 00	PLUG 45,(A1 Only)		⬅
13	1	VV272411200 00	PLUG 12,(A1 Only)		⬅
14	6	VV272413000 00	PLUG 30,(A1 Only)		➡
15	4	VV719620028 00	BEARING LINER MAIN,(A1 Only)		⬅
18	2	VV719620029 30	THRUST BEARING (A1 Only)		⬅
21	1	VV119620024 10	BUSHING BUSH, CAMSHAFT,(A1 Only)		➡
22	2	VV261060601 22	BOLT M 6X 12 PLATED,(A1 Only)		⬅
23	14	VV119620012 00	BOLT CYLINDER HEAD,(A1 Only)		⬅
24	1	VV119620013 42	CYLINDER HEAD GASKET (NON-ASB.),(A1 Only)		↔↔
25	4	VV719620028 70	BEARING MAIN US=0.25,(A1 Only) , (Under-Sized (U-S=0.25) Part)		⬅

SK15SR : COMPACT EXCAVATOR ASN PU07001

08-006 - EXHUAST MANIFOLD & SILENCER

Y0005/50
3TNA72L-UYB



SK15SR : COMPACT EXCAVATOR ASN PU07001

08-010 - COOLING WATER SYSTEM

Ref	Qty	Part Number	Description	OH	Indicators
	AR	3TNA72L-JY B	COOLING WATER SYSTEM		
1	1	VV119660420 04	PUMP CW(NON-ASB),(FOR A1 ONLY)		➔
10	1	VV119620423 20	O-RING (FOR A1 ONLY)		➔
12	1	VV238710300 00	PLUG PT3/8,SCREW,(FOR A1 ONLY)		➔
13	1	VV119620420 20	GASKET C.W.(FOR A1 ONLY)		➔
14	4	VV261060804 52	BOLT M08x45mm PLATED,(FOR A1 ONLY)		➔
15	1	VV119640422 90	BELT, TRANSMISSION V FM=36.5,(FOR A1 ONLY)		➔
16	1	VV119642423 50	PULLEY V (FOR A1 ONLY)		➔
17	1	VV119265447 40	FAN D=310,(FOR A1 ONLY)		➔
18	1	VV121267447 60	SPACER (FOR A1 ONLY)		➔
19	4	VV261060603 02	BOLT M 6X 30 PLATED,(FOR A1 ONLY)		➔
20	1	VV129350495 30	COVER THERMOSTAT,(FOR A1 ONLY)		➔
21	1	VV129350495 41	GASKET (NON-ASB.),(FOR A1 ONLY)		➔
22	1	VV129350498 00	THERMOSTAT (71°C,(FOR A1 ONLY)		➔
23	2	VV261060802 02	BOLT M08x20mm PLATED, (FOR A1 ONLY)		➔
24	1	VV121250449 01	SWITCH THERMOSTAT 110°C (230°F), (FOR A1 ONLY)		➔
25	1	VV124465449 50	PACKING GASKET 16,(FOR A1 ONLY)		➔
26	1	VV124450445 10	TANK (FOR A1 ONLY)		➔
28	1	VV124450445 30	CAP,(FOR A1 ONLY)		
29	1	VV124450445 60	CLAMP (FOR A1 ONLY)		➔
30	1	VV230610702 30	PIPE 7X 230,(FOR A1 ONLY)		
31	1	VV129150493 60	PACKING GASKET 10,(FOR A1 ONLY)		➔
32	1	VV124450445 50	CLAMP (FOR A1 ONLY)		➔
33	1	VV121256446 00	BRACKET SUB-TANK,(FOR A1 ONLY)		➔
34	1	VV124250493 51	SENSOR THERMOMETER,(FOR A1 ONLY)		➔

SK15SR : COMPACT EXCAVATOR ASN PU07001

08-013 - FUEL INJECTION VALVE

Ref	Qty	Part Number	Description	OH	Indicators
45	1	VV124550598 20	BOLT 8, PIPE JOINT,(FOR A1 ONLY)		←
46	2	VV234140800 12	GASKET 8,(FOR A1 ONLY)		←
47	3	VV234141400 00	GASKET 14, ROUND,(FOR A1 ONLY)		←

CLICK HERE TO **DOWNLOAD** THE COMPLETE MANUAL

- Thank you very much for reading the preview of the manual.
- You can download the complete manual from: www.heydownloads.com by clicking the link below



- Please note: If there is no response to CLICKING the link, please download this PDF first and then click on it.

CLICK HERE TO **DOWNLOAD** THE COMPLETE MANUAL