

HP4883

-UN-01JAN94



JOHN DEERE 9600 MAXIMIZER™ COMBINE WITH 900 SERIES CUTTING PLATFORM

(1989- )

(SPECIFICATIONS AND DESIGN SUBJECT TO CHANGE WITHOUT NOTICE)

CLICK HERE TO **DOWNLOAD** THE COMPLETE MANUAL

- Thank you very much for reading the preview of the manual.
- You can download the complete manual from: [www.heydownloads.com](http://www.heydownloads.com) by clicking the link below



- Please note: If there is no response to CLICKING the link, please download this PDF first and then click on it.

CLICK HERE TO **DOWNLOAD** THE COMPLETE MANUAL

**ALPHABETICAL INDEX - CONTINUED**

<i>GRID</i>	<i>PAGE</i>	<i>GRID</i>	<i>PAGE</i>
8H9	125 - 40	9B23	130 - 6
8H5	125 - 36	9B21	130 - 4
8D21	121 - 52	9B23	130 - 6
7E11	120 - 66	9D3	130 - 36
7E13	120 - 67A	2G3	30 - 12
7E15	120 - 68	2G5	30 - 14
7E17	120 - 70	7D19	120 - 50
7E9	120 - 64	7D21	120 - 52
7E5	120 - 60	8E1	121 - 56
7E3	120 - 58	7D19	120 - 50
811	125 - 57	7D21	120 - 52
9B21	130 - 4	7D23	120 - 54
9B23	130 - 6	7E1	120 - 56
6H3	110 - 36	7D17	120 - 48
6H4	110 - 37	6G16	110 - 24
8H23	125 - 54	6F3	90 - 86
9D24	130 - 56	6F4	90 - 87
9D5	130 - 38	6F9	90 - 93
5G11	70 - 118	8C17	121 - 24
9D3	130 - 36	6H9	110 - 42
3C9	40 - 14	6F3	90 - 86
3C1	40 - 6	2F11	26 - 90
6D2	90 - 34	1G23	25 - 98
3F15	40 - 96	1H2	25 - 102
3F11	40 - 92	4H11	60 - 24
3F8	40 - 89	6E14	90 - 72
3F9	40 - 90	2F23	30 - 8
3F11	40 - 92	2G1	30 - 10
3F8	40 - 89	1G25	25 - 100
3F9	40 - 90	5H1	80 - 12
3E13	40 - 70	5H3	80 - 14
9B21	130 - 4	5H5	80 - 16
9B23	130 - 6	5H7	80 - 18
9C14	130 - 22	2C3	26 - 6
9C14	130 - 22	6E24	90 - 82
9C14	130 - 22	6F1	90 - 84
9C12	130 - 20	6F4	90 - 87
9C16	130 - 24	6F9	90 - 93
9C18	130 - 26	6F3	90 - 86
9C3	130 - 10	6F5	90 - 88
9C3	130 - 10	6F6	90 - 90
9C3	130 - 10	6F11	90 - 95
9C1	130 - 8	6F4	90 - 87
9C9	130 - 16	6F3	90 - 86
9C5	130 - 12	6F8	90 - 86
9C7	130 - 14	9E18	170 - 3
9C11	130 - 18		
9B19	130 - 2		
9B19	130 - 2		
9B21	130 - 4		

## ALPHABETICAL INDEX - CONTINUED

GRID		PAGE	GRID		PAGE
8G1	KNIFEBANK AND HOUSING, STRAW CHOPPER (655301- )	125 - 8	3C5	LIGHTING, AUXILIARY FIELD	40 - 10
8H1	KNOB, CHAFF SPREADER CONTROL	125 - 32	3C4	LIGHTS, FRONT AND REAR TAIL AND TURN	40 - 9
L			3E11	LIMIT SWITCH, GRAIN TANK UNLOADING AUGER	40 - 68
3D9	L H MAIN WIRING HARNESS, L H FRONT	40 - 42	2E7	LINE, FUEL LEAK-OFF (6076HH031) (DENSO) (EARLY DESIGN F.I.P.)	26 - 62
3D15	L.H. AND R.H. MAIN WIRING HARNESS, L.H. AND R.H. REAR	40 - 48	1G5	LINE, INJ PUMP LUBE (HH003) (LATE DESIGN STD. HP ENGINE) (ESN 149284-499999)	25 - 76
3B22	L.H. AND R.H. RADIO SPEAKERS, WIRING HARNESS	40 - 2	2E1	LINE, INJECTION PUMP LUBE (6076HH030) (EARLY DESIGN)	26 - 58
3D11	L.H. MAIN WIRING HARNESS, L.H. CENTER	40 - 44	2E3	LINE, INJECTION PUMP LUBE (6076HH030) (ROBERT BOSCH)	26 - 60
3D7	L.H. MAIN WIRING HARNESS, L.H. FRONT	40 - 40	2E5	LINE, INJECTION PUMP LUBE (6076HH034) (ROBERT BOSCH)	26 - 61A
5I3	L.H. SERVICE ACCESS SHIELD	80 - 38	1G1	LINE, INJECTION PUMP LUBE (HH001) (EARLY DESIGN ENGINE)	25 - 72
4H17	L.H. SIDE HOSES AND LINES, STEERING	60 - 30	1G3	LINE, INJECTION PUMP LUBE (TH001) (EARLY DESIGN STD. HP ENGINE)	25 - 74
6C15	LADDER AND LATCH, OPERATOR'S PLATFORM	90 - 22	2E7	LINE, INJECTION PUMP LUBE (6076HH031) (DENSO) (EARLY DESIGN F.I.P.)	26 - 62
6C13	LADDER, OPERATOR'S PLATFORM	90 - 20	2E9	LINE, INJECTION PUMP LUBE (6076HH031) (RB) (LATE DESIGN F.I.P.)	26 - 64
5H11	LADDER, REAR	80 - 22	2E11	LINE, INJECTION PUMP LUBE (6076HH035) (RB) (LATE DESIGN F.I.P.)	26 - 65A
3H5	LAMP ASSEMBLY, REAR - L.H. SIDE	40 - 136	1D23	LINERS, CYLINDER	25 - 17
6C11	LANDING, OPERATOR'S PLATFORM	90 - 18	2C12	LINERS, CYLINDER (6076)	26 - 15
6C13	LANDING, OPERATOR'S PLATFORM	90 - 20	8H3	LINES AND FITTING, CHAFF SPREADER	125 - 34
6C23	LANDING, R.H.	90 - 30	4F21	LINES AND HOSES, FOUR WHEEL DRIVE HYDRAULIC, L.H. (655301- )	50 - 100
5H11	LANDING, REAR LADDER	80 - 22	5D3	LINES AND HOSES, HEADER LIFT	70 - 32
6C15	LATCH AND LADDER, OPERATOR'S PLATFORM	90 - 22	5E1	LINES AND HOSES, HYDRAULIC, CYLINDER SPEED	70 - 56
5H13	LATCH ARM, REAR LADDER LANDING ( -640300)	80 - 24	4F19	LINES AND HOSES, HYDRAULIC, 4-WHEEL DRIVE, L.H. SIDE ( -655300)	50 - 98
5H15	LATCH ARM, REAR LADDER LANDING (640301- )	80 - 26	4F13	LINES AND HOSES, HYDRO. OIL COOLER ( -640300)	50 - 92
6H7	LATCH HANDLE, FEED PLATE	110 - 40	4F17	LINES AND HOSES, HYDRO. OIL COOLER (665301- )	50 - 96
6C3	LATCH, CAB DOOR	90 - 10	4F15	LINES AND HOSES, OIL COOLER, HYDROSTATIC (640301-665300)	50 - 94
9D3	LATCH, GRAIN TANK CLEAN OUT CHUTE	130 - 36	5F23	LINES AND HOSES, OIL COOLER, WET CLUTCH (640301-665300)	70 - 106
6C13	LATCH, OPERATOR'S PLATFORM	90 - 20	4E22	LINES AND HOSES, OIL, HYDROSTATIC DRIVE, LOWER (4 WHEEL DRIVE)(655301- )	50 - 76
7D17	LEAF SCREENS, CLEANING FAN (CORN) (660985- )	120 - 48	5C15	LINES AND HOSES, REEL DRIVE, HYD., FRONT	70 - 20
7E7	LEAK KIT, GRAIN TANK	120 - 62	5B23	LINES AND HOSES, REEL DRIVE, HYDRAULIC, L.H.	70 - 4
5I13	LEFT SIDE FRONT SHIELD ASSEMBLY	80 - 48	5C19	LINES AND HOSES, REEL LIFT	70 - 24
5I17	LEFT SIDE SHIELD ASSEMBLY	80 - 52	4H15	LINES AND HOSES, STEERING, FRONT	60 - 28
6E11	LEFT-HAND ARMREST	90 - 68	4H21	LINES AND HOSES, STEERING, REAR	60 - 34
6C21	LEFT-HAND LANDING AND MIRROR	90 - 28	5F5	LINES AND HOSES, UNLOADING AUGER SWING HYDRAULIC CYLINDER	70 - 88
6C19	LEFT-HAND LANDING AND MIRROR ( -650300)	90 - 26	5F21	LINES AND HOSES, WET CLUTCH OIL COOLER, HYDRAULIC ( -650300)	70 - 104
3E13	LEVEL MONITOR WIRING HARNESS, DUAL	40 - 70	5G1	LINES AND HOSES, WET CLUTCH OIL COOLER, HYDRAULIC (665301- )	70 - 108
3E13	LEVEL MONITOR, DUAL	40 - 70	4F23	LINES AND HOSES, 4-WHEEL DRIVE	50 - 102
3E11	LEVEL MONITOR, GRAIN TANK	40 - 68	4G23	LINES, BRAKE, RESERVOIR, MASTER CYLINDER	60 - 12
4B21	LEVER ASSEMBLY, GEARSHIFT	50 - 2	2F1	LINES, FUEL FILTER (ESN 50000- ) (HH030, HH032, HH034, HH036)	26 - 80
6D15	LEVER, ADJUSTER, OPERATOR'S SEAT	90 - 48	2F3	LINES, FUEL FILTER (HH031 OR HH035)	26 - 82
4C13	LEVER, GEARSHIFT	50 - 18	1G14	LINES, FUEL FILTER (6076) (ESN -499999)	25 - 88
6D4	LEVER, GEARSHIFT	90 - 36	1F18	LINES, FUEL INJECTION (HH001, HH004) (EARLY DESIGN ENGINE) (ESN -165438)	25 - 64
5D9	LIFT CYLINDER, HEADER, HYDRAULIC	70 - 39	1F20	LINES, FUEL INJECTION (HH001, HH004) (EARLY DESIGN ENG)(ESN 165439-499999)	25 - 66
1E13	LIFT STRAPS, ENGINE	25 - 33			
2C24	LIFT STRAPS, ENGINE (6076)	26 - 28			
5D10	LIFT, HEADER, HYDRAULIC CYLINDER KIT	70 - 40			
3G14	LIGHT REAR (EXPORT ONLY)	40 - 120			
3B22	LIGHT SWITCH, CAB, WIRING HARNESS	40 - 2			
3F6	LIGHT SWITCH, SHOE ADJUSTING	40 - 87			
3G18	LIGHT UNDER CAB, (EXPORT ONLY)	40 - 124			
3B21	LIGHT, CAB DOME	40 - 1			
3C3	LIGHT, CAB ROOF	40 - 8			
3H1	LIGHT, FIELD (660301- )	40 - 132			
3E11	LIGHT, GRAIN TANK	40 - 68			
3G16	LIGHT, HEADER, (EXPORT ONLY)	40 - 122			
3F7	LIGHT, ROW	40 - 88			
3G24	LIGHT, TRANSPORT WARNING	40 - 130			
3E13	LIGHT, UNLOADING AUGER	40 - 70			
3G12	LIGHT, REVOLVING BEACON (EXPORT ONLY)	40 - 118			
3C9	LIGHTER, CIGARETTE	40 - 14			

## ALPHABETICAL INDEX - CONTINUED

<i>GRID</i>		<i>PAGE</i>	<i>GRID</i>	<i>PAGE</i>
1G3	WIRING HARNESS (TH001) (EARLY DESIGN STD. HP ENGINE).....	25 - 74		
2E1	WIRING HARNESS (6076HH030) (EARLY DESIGN) .....	26 - 58		
2E7	WIRING HARNESS (6076HH031) (DENSO) (EARLY DESIGN F.I.P.) .....	26 - 62		
2E9	WIRING HARNESS (6076HH031) (ROBERT BOSCH) (LATE DESIGN F.I.P.) .....	26 - 64		
2E11	WIRING HARNESS (6076HH035) (ROBERT BOSCH) (LATE DESIGN F.I.P.) .....	26 - 65A		
3D11	WIRING HARNESS ADAPTER (CONTOUR MASTER)..	40 - 44		
3D13	WIRING HARNESS ADAPTER (CONTOUR MASTER)..	40 - 46		
3C17	WIRING HARNESS, A/C, HEATER AND AIR SEAT (660301- ) .....	40 - 24		
5B21	WIRING HARNESS, ACCUMULATOR PRESSURE GAUGE.....	70 - 2		
3C7	WIRING HARNESS, ARMREST .....	40 - 12		
3E13	WIRING HARNESS, DUAL LEVEL MONITOR.....	40 - 70		
3E11	WIRING HARNESS, GRAIN TANK.....	40 - 68		
3E1	WIRING HARNESS, HARVESTRAK MONITOR.....	40 - 58		
3D11	WIRING HARNESS, MAIN, L.H. CENTER .....	40 - 44		
3D13	WIRING HARNESS, MAIN, L.H. CENTER .....	40 - 46		
3D7	WIRING HARNESS, MAIN, L.H. FRONT .....	40 - 40		
3D17	WIRING HARNESS, R.H. MAIN .....	40 - 50		
3C11	WIRING HARNESS, STEERING COLUMN ( -645904) .....	40 - 18		
3C13	WIRING HARNESS, STEERING COLUMN (645905- ) .....	40 - 20		
3D21	WIRING HARNESS, UNLOADING AUGER (660301- ) .....	40 - 54		
3E13	WIRING HARNESS, UNLOADING AUGER LIGHT .....	40 - 70		
3D9	WIRING HARNESS,L H MAIN, L H FRONT .....	40 - 42		
3F23	WIRING STRIPPING TOOL.....	40 - 104		
3F25	WIRING, SUPPLEMENTARY TERMINALS AND CONNECTORS .....	40 - 106		
Y				
4E8	YOKE, PIVOTS, AND CAPS (STEERABLE MOTOR) ....	50 - 62		


# 1C6

## ENGINE FAN, INTERCOOLER AND SCREENS

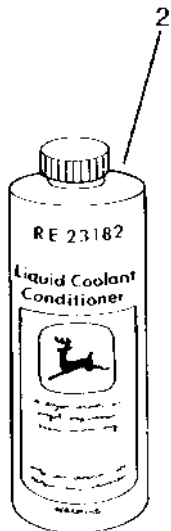
### INTERCOOLER - CONTINUED

KEY	PART NO.	PART NAME	QTY	SERIAL NO.	REMARKS
1	AT39141	HOSE CLAMP	7		
2A	H133049	HOSE	1	-655300	(SUB H133051)
2B	H133051	HOSE	1		
3A	H133733	TUBE	1	-655300	(SUB H150022)
3B	H150022	TUBE	1	-666172	
	H155109	TUBE	1		
4	H133051	HOSE	2		
5	AH151139	AIR COOLER	1		(USE WITH M84971) (SUB FOR AH136360 OR AH140474) LOW POWER
	AH140473	AIR COOLER	1		HI POWER
6	AH128884	TUBE	1		
	AH142097	LINE	1	-666172	
	AH148286	TUBE	1		
7	28H1903	BUSHING	1		0.364" X 0.540" X 3/4"
8	14M7396	LOCK NUT	1		M8
9	H133751	CLAMP	2		
10	19M8317	SCREW	1		M8 X 40
11	H135419	HEAT SHIELD	1	-635243	NOT REQUIRED WHEN USED WITH H140573
12	H133532	HOSE	1	-635243	REQUIRED WHEN USED WITH H135419
	H140573	HOSE	1	635244-	H135419 NOT REQUIRED
13	AT37476	HOSE CLAMP	1	-641817	
	RE37039	CLAMP	1	641818-	

**ACCESSORY PARTS**  
RGP3041 -UN-01JAN94



RGP3041



KEY	PART NO.	PART NAME	QTY	TRACTOR SERIAL NO.	REMARKS
1	AR44402	OIL	1		0.9 L (1 QT)
2	TY16004	ENGINE COOLANT CONDITIONER	1		0.472 L (16 OZ)
3	TY16005	ENGINE COOLANT CONDITIONER	1		3.8 L (1 GAL)
4	AR54749	LUBRICANT	1		0.9 L (1 QT)
..	AT66865	LUBRICANT	1		(ELECTRICAL CONNECTIONS)
..	AR41785	KIT	1		0.9 L (1 QT)
..	AR21969	KIT	1		(CAP PLUG)
..	DS0251	KIT	1		(COOLANT SCAN TEST)
..	IPSKIT1	KIT	1		(OIL SCAN TEST)
..	DS0557	VALVE	1		(SAMPLING SYSTEM)
..	TY16423	INDICATOR	1		(COOLANT EYE - FILL OR FLUSHING PORT)

# 1D21

6076 ENGINE (ENGINE SERIAL NUMBER -499999)

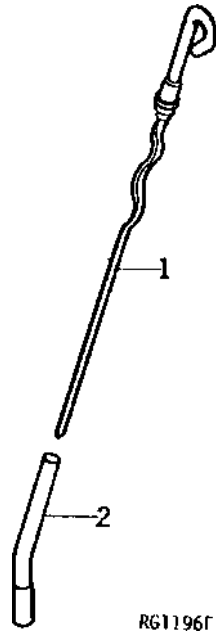
**ENGINE OVERHAUL KIT(S) (STD/US BEARINGS OR EXPANDED) - CONTINUED**  
**(ENGINE SERIAL NO. -499999)**

KEY	PART NO.	PART NAME	QTY	ENGINE SERIAL NO.	REMARKS
1	RG20846	ENGINE OVERHAUL KIT	1	-193860	(CONTAINS (6) RE48739 PISTON LINERS, GASKET KIT, STD BEARINGS, FRONT AND REAR SEALS) (SUB RE60295, APPL)
	RG22797	ENGINE OVERHAUL KIT	1	193861-	(CONTAINS (6) RE57513 PISTON LINERS, GASKET KIT, STD BEARINGS, FRONT AND REAR SEALS) (SUB RE60295)
	RE60295	ENGINE OVERHAUL KIT	1		(CONTAINS (6) RE60294 PISTON LINERS, GASKET KIT, STD BEARINGS, FRONT/REAR SEALS AND SNAP RINGS) (SUB FOR RG20846 OR RG22797) (SUB RG27912)
	RG27912	ENGINE OVERHAUL KIT	1	17DEC7-	
	RE66778	ENGINE OVERHAUL KIT	1		(NOT AS SHOWN) (EXPANDED -STD BEARING KIT) (CONTAINS RE60295 PARTS, (12) R66452, (6) R74008, (6) R57771 AND (4) R87561)
	RE66780	ENGINE OVERHAUL KIT	1		(SUB RG27918) (NOT AS SHOWN)(EXPANDED .010" US BRGS KIT) (CONTAINS (6) RE60294, (6) AR73279, (6) AR74816, AR77750, AR77753, RE35647, AR49025, RE22764, (12) E1343FN, (12) R66452, (6) R74008, (6) R57771 AND (4) R87561)
	RG27918	ENGINE OVERHAUL KIT	1	5JAN98-	

# 1E8

6076 ENGINE (ENGINE SERIAL NUMBER -499999)

ENGINE OIL DIPSTICK AND TUBE  
(ENGINE SERIAL NO. -499999)  
RG1196 -UN-01JAN94

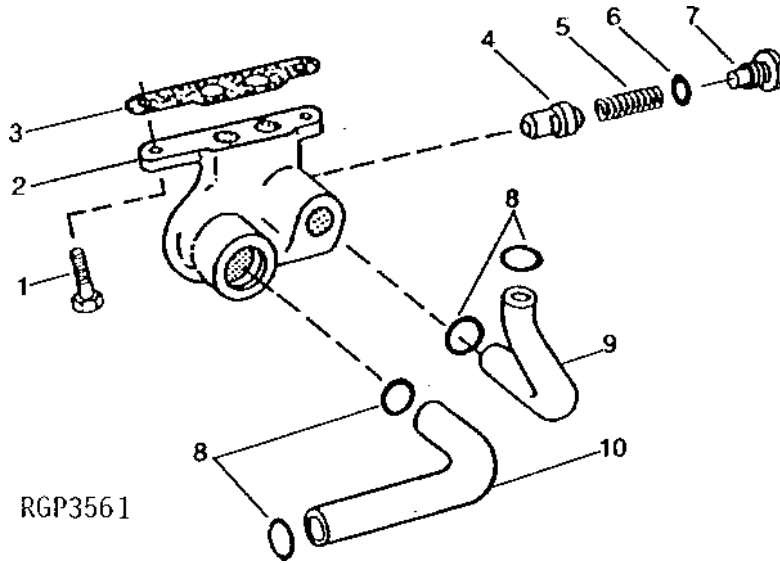


KEY	PART NO.	PART NAME	QTY	ENGINE SERIAL NO.	REMARKS
1	RE37425	DIPSTICK	1		(TH001 OR HH001)
	AR74021	DIPSTICK	1		(SUB RE37425 FOR TH001 OR HH001, ONLY)
2	AR71850	DIPSTICK TUBE	1		

# 1E21

6076 ENGINE (ENGINE SERIAL NUMBER -499999)

**ENGINE OIL COOLER BYPASS VALVE**  
**(ENGINE SERIAL NO. 156314-499999)**  
 RGP3561 -UN-01JAN94

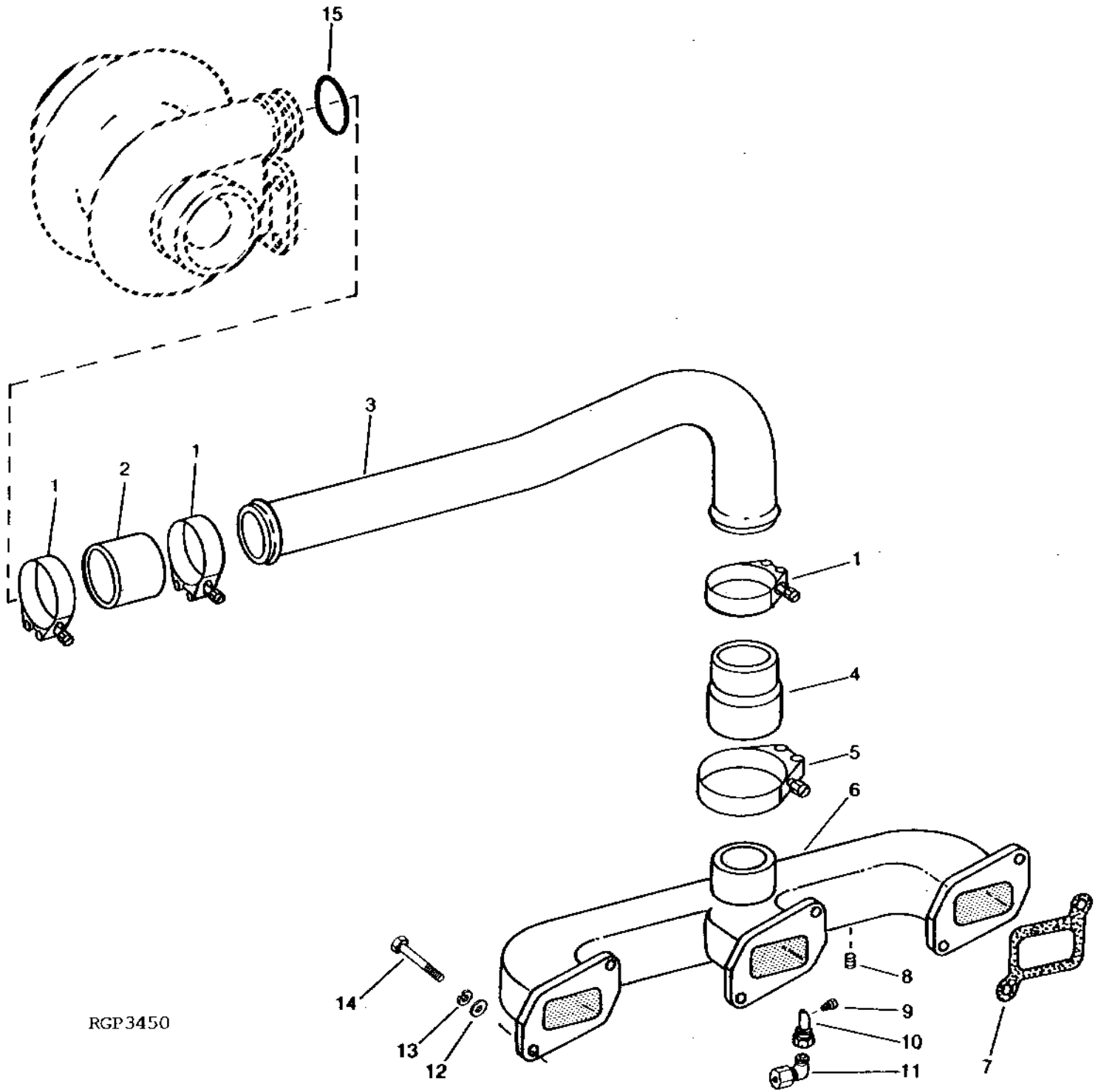


KEY	PART NO.	PART NAME	QTY	ENGINE SERIAL NO.	REMARKS
1	R40236	CAP SCREW	2		
2	R78134	HOUSING	1		
3	R65055	GASKET	1		
4	R49464	VALVE	1		
5	R26151	SPRING	1		
6	U17409	O-RING	1		
7	R86875	FITTING	1		
8	R71732	O-RING	4		
9	R50386	OIL TUBE	1		
10	R62952	OIL TUBE	1		

# 1F9

6076 ENGINE (ENGINE SERIAL NUMBER -499999)

INTAKE MANIFOLD  
(ENGINE SERIAL NO. -499999)  
RGP3450 -UN-01JAN94



RGP3450

# 1F21

6076 ENGINE (ENGINE SERIAL NUMBER -499999)

**FUEL INJECTION NOZZLES AND LINES (HH001 OR HH004) - CONTINUED**  
**(ENGINE SERIAL NO. 165439-499999)**

KEY	PART NO.	PART NAME	QTY	ENGINE SERIAL NO.	REMARKS
1	RE47431	FUEL LINE	1	NO. 6	
2	RE47430	FUEL LINE	1	NO. 5	
3	RE47429	FUEL LINE	1	NO. 4	
4	RE47428	FUEL LINE	1	NO. 3	
5	RE47427	FUEL LINE	1	NO. 2	
6	R59305	STRAP	2		
	R58186	CLAMP	8		
	R61144	STRAP	2		
	21H1463	CAP SCREW	2	0.190" X 7/8"	
7	RE47426	FUEL LINE	1	NO. 1	
8	R59298	STRAP	1		
	R59297	HALF CLAMP	2		
	21H1463	CAP SCREW	2	0.190" X 7/8"	
9	R59298	STRAP	1		
	R71212	CLAMP	1		
	R61145	STRAP	1		
	R71398	SCREW	2	0.190" X 1-1/2"	
10	R59305	STRAP	2		
	R58186	CLAMP	1		
	R74030	CLAMP	1		
	R74804	CLAMP	1		
	R61144	STRAP	3		
	R71398	SCREW	1	0.190" X 1-1/2"	
11	R59297	HALF CLAMP	2		
	21H1463	CAP SCREW	1	0.190" X 7/8"	
12	RE47120	ABSORBER	1		
13	24H1305	WASHER	1	13/32" X 13/16" X 0.065"	
14	12M7066	LOCK WASHER	1	10.200 MM	
15	19M7166	CAP SCREW	1	M10 X 20	
16	R84472	WASHER	6	7.360 X 18.160 X 2 MM (0.290" X 0.715" X 0.079")	
17	RE25253	INJECTION NOZZLE	6	(DENSO) (SUB RE25253 AND R84472)	
	RE25253	INJECTION NOZZLE	6		
	R84472	WASHER	6		
18	R77551	O-RING	6		
19	R87082	FITTING	6	(ALSO ORDER R77551)	
20	R51937	TUBE NUT	1		
21	AR85519	PLUG	1		
22	R79604	TUBE NUT	6		
23	R79605	WASHER	6		
24	R79606	TEE FITTING	6		
25	R51936	PACKING	11		
26	RE15807	FUEL LINE	2		
27	RE15808	FUEL LINE	2		
28	RE36421	FUEL LINE	2		
29	R97061	TEE FITTING	2		

# 1G8

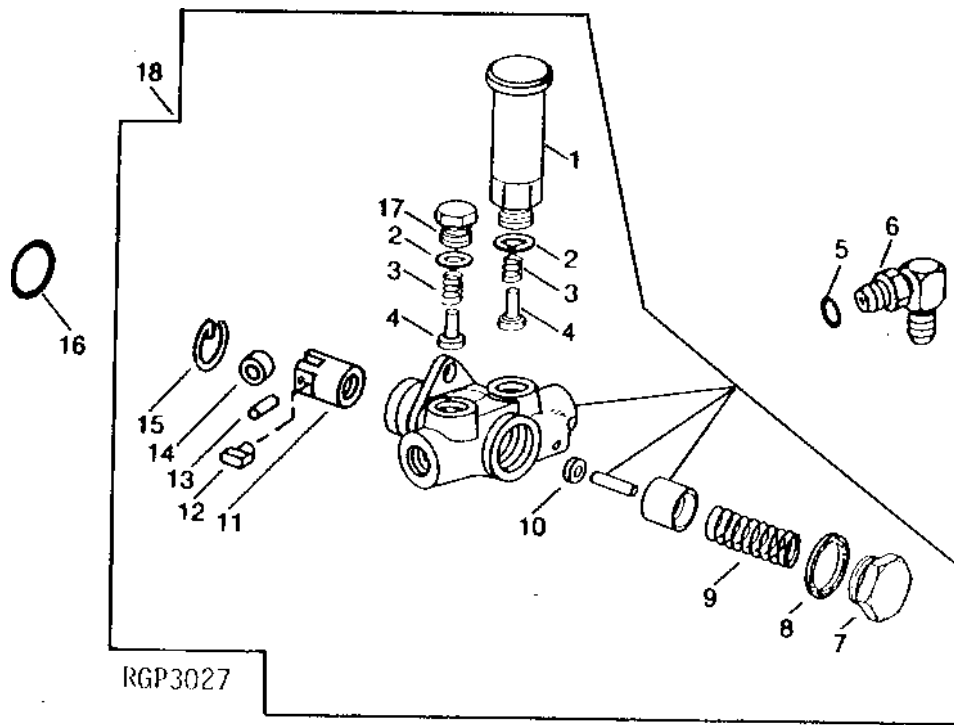
6076 ENGINE (ENGINE SERIAL NUMBER -499999)

## FUEL TRANSFER PUMP (190HP/TH001 OR 215HP/HH003)

(DENSO)

(ENGINE SERIAL NO. -499999)

RGP3027 -UN-01JAN94



KEY	PART NO.	PART NAME	QTY	ENGINE SERIAL NO.	REMARKS
1	AR81825	HAND PRIMER	1		
2	R64854	WASHER	2		
3	R64855	SPRING	2		
4	R64856	VALVE	2		
5	R26448	O-RING	2		
6	RE10258	ELBOW FITTING	1		(OUTLET)
	RE34128	ELBOW FITTING	1		(INLET)
7	R64860	DRAIN PLUG	1		
8	R64861	WASHER	1		(NO LONGER REQUIRED)
9	R77206	SPRING	1		
10	AR87663	SEAL	1		
11	R73872	TAPPET	1		
12	R73871	PIN	2		
13	R73870	NEEDLE ROLLER	2		
14	R73869	ROLLER	1		
15	R64871	SNAP RING	1		
16	R64927	O-RING	1		
17	R64853	DRAIN PLUG	1		
18	RE35139	FUEL PUMP	1		(DENSO)

# 1G19

6076 ENGINE (ENGINE SERIAL NUMBER -499999)

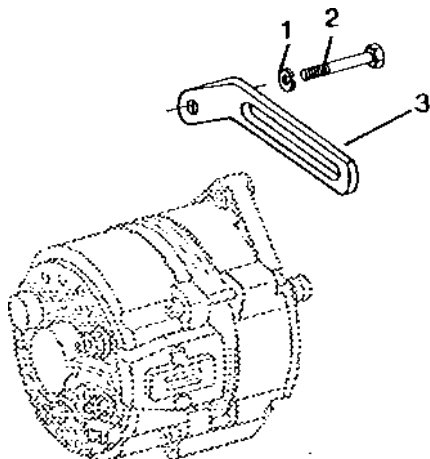
**ENGINE GASKET KITS - CONTINUED**  
(ENGINE SERIAL NO. -499999)

KEY	PART NO.	PART NAME	QTY	ENGINE SERIAL NO.	REMARKS
1	.....	GASKET	NA		
2	R88993	GASKET	NA		
3	R100911	SEAL	1		(SUB FOR R92447)
4	R50405	O-RING	NA		
5	R86743	O-RING	1		(6076HH001, TH001, HH003 OR HH004)
6	R105346	GASKET	1		(SUB FOR R43416 OR R97346)
7	R89879	GASKET	1		
	R92097	GASKET	1		(FOR TH001, HH001, HH003 OR HH004)
8	R83021	GASKET	2		
9	R120646	GASKET	3		(SUB FOR R87316 OR R102838, APPL)
10	R83020	GASKET	2		
11	R72328	O-RING	1		
12	R88397	GASKET	2		(SUB FOR R42693)
13	R84472	WASHER	6		
14	R77551	O-RING	6		
15	R49866	GASKET	1		
16	R46479	GASKET	1		
17	RE47336	ENGINE CYLINDER HEAD GASKET	1		(SUB FOR R55182, RE34010 OR R80026)
18	R86062	GASKET	1		
19	R47153	O-RING	6		
20	RG22248	GASKET KIT	1		CYLINDER HEAD, (SUB FOR RE29859) (SUB RG27884)
	RG27884	GASKET KIT	1		
21	.....	GASKET	NA		
22	.....	GASKET	NA		
23	R50390	GASKET	1		
24	R71315	GASKET	1		
25	R71314	GASKET	1		
26	T20328	GASKET	1		
27	.....	GASKET	NA		
28	U13639	O-RING	1		
29	R43774	GASKET	1		
30	R71312	GASKET	1		
31	R53899	WASHER	1		(USE WITH R83490)
	R53901	WASHER	1		(USE WITH R83489)
32	R52049	GASKET	1		
33	R71918	GASKET	1		(CAST IRON OIL PAN)
34	R49377	GASKET	1		(ALUMINUM OIL PAN)
35	R71732	O-RING	4		
36	R65055	GASKET	1		
37	R26058	GASKET	1		
38	R53108	GASKET	1		
39	AR58952	GASKET	2		(CONSISTS OF (2) R50417)
40	R50424	GASKET	1		
41	R50419	GASKET	1		
42	AR98850	KIT	6		(NO LONGER INCLUDED)
43	.....	O-RING	NA		
44	RE35647	GASKET KIT	1		ENGINE REBUILD, (SUB FOR RE30206)

# 1H6

6076 ENGINE (ENGINE SERIAL NUMBER -499999)

ALTERNATOR ADJUSTING STRAP  
(6076)  
(ENGINE SERIAL NO. -499999)  
RGP3521 -UN-01JAN94



RGP3521

KEY	PART NO.	PART NAME	QTY	ENGINE SERIAL NO.	REMARKS
1	24H1136	WASHER	1		11/32" X 11/16" X 0.065"
2	19H1897	CAP SCREW	1		5/16" X 3-3/4", (HH001 OR HH004)
	19H1904	CAP SCREW	1		5/16" X 3", (HH003)
3	R67362	STRAP	1		

# 2C10

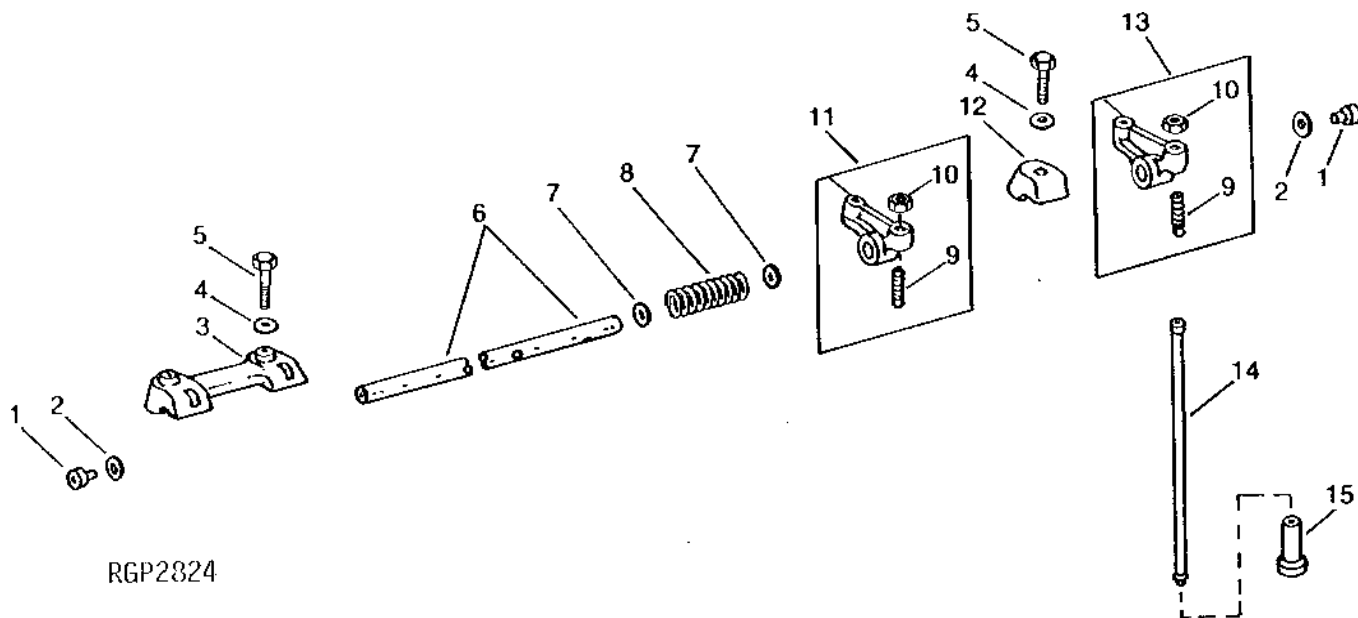
6076 ENGINE (ENGINE SERIAL NUMBER 500000- )

**ENGINE OVERHAUL KIT(S) (STD/US BRGS, OR EXPANDED) - CONTINUED**  
(ENGINE SERIAL NO. 500000- )

KEY	PART NO.	PART NAME	QTY	ENGINE SERIAL NO.	REMARKS
1	RE64212	ENGINE OVERHAUL KIT	1		(CONTAINS (6) RE60294 PISTON LINERS, GASKET KIT, STD BEARINGS, FRONT/REAR SEALS AND SNAP RINGS) (ALSO ORDER R66452 ROD BOLTS) (SUB FOR RG22793 OR RE60296)
	RE66784	ENGINE OVERHAUL KIT	1		(NOT AS SHOWN) (EXPANDED - STD BEARINGS KIT) (CONTAINS RE64212 PARTS, (12) R66452, (6) R74008, (6) R57771 AND (4) R87561) (SUB RG27920)
	RG27920	ENGINE OVERHAUL KIT	1	17DEC7-	
	RE66785	ENGINE OVERHAUL KIT	1		(NOT AS SHOWN) (EXPANDED .010" US BRGS KIT) (CONTAINS (6) RE60294, (6) AR73279, (6) AR74816, AR77750, AR77753, RE64206, AR49025, RE22764, (12) E1343FN, (12) R66452, (6) R74008, (6) R57771 AND (4) R87561) (SUB RG27921)
	RG27921	ENGINE OVERHAUL KIT	1	17DEC7-	

**ROCKER ARMS, SHAFT AND PUSH RODS**
**(ENGINE SERIAL NO. 500000- )**

RGP2824 -UN-01JAN94



KEY	PART NO.	PART NAME	QTY	ENGINE SERIAL NO.	REMARKS
1	R54565	PLUG	2		
2	R26081	WASHER	2		
3	R65553	CLAMP	2		(SUB R136083)
	R136083	CLAMP	2		
4	R26559	WASHER	6		
5	19H1740	CAP SCREW	6	7/16" X 1-3/4"	
6	R70826	ROCKER ARM SHAFT	1		
7	R71208	WASHER	10		
8	R26079	SPRING	5		
9	R27443	SET SCREW	12		
10	14H846	NUT	12	3/8"	
11	RE24045	ROCKER ARM	6	(A) (1E, 2I, 3E, 4I, 5E, 6I) (RH)	
12	R26748	CLAMP	2		
13	RE24046	ROCKER ARM	6	(A) (1I, 2E, 3I, 4E, 5I, 6E) (LH)	
14	R85027	PUSH ROD	12		
15	R110126	CAM FOLLOWER	12		(USE WITH R109717 OR R120872)
	R105379	CAM FOLLOWER	12		(USE WITH R104858)

(A) E (EXHAUST VALVE) - I (INTAKE VALVE)

# 2D8

6076 ENGINE (ENGINE SERIAL NUMBER 500000- )

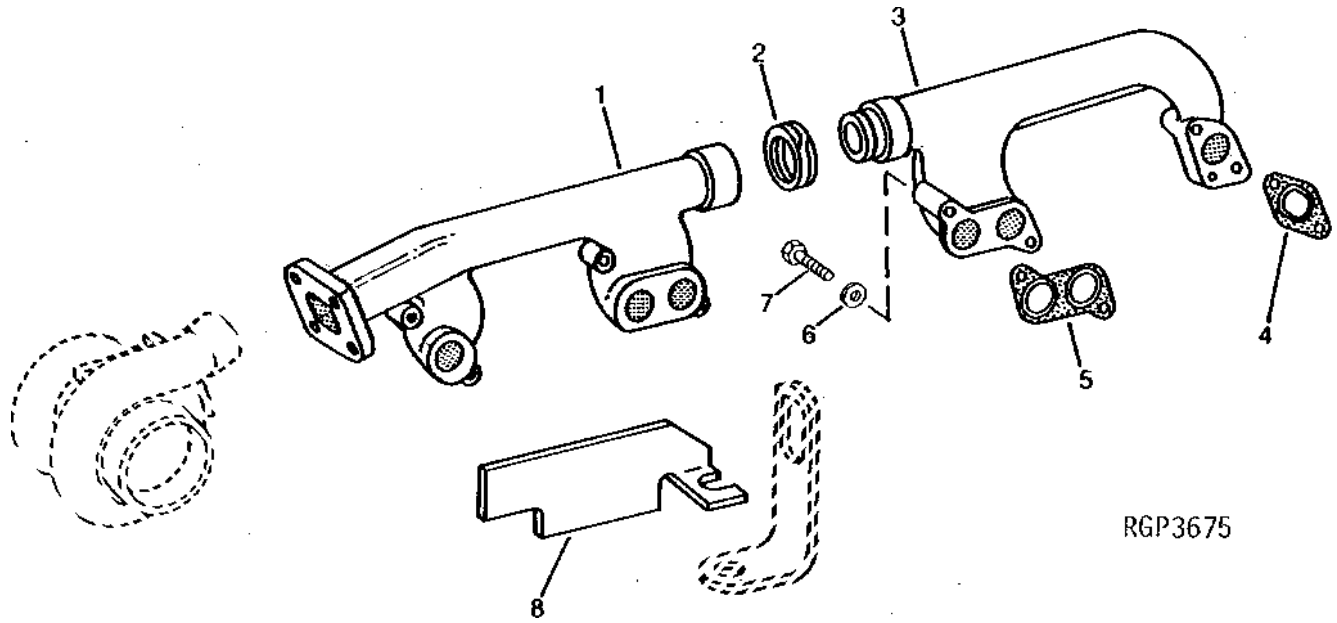
**WATER PUMP - CONTINUED  
(ENGINE SERIAL NO. 500000- )**

KEY	PART NO.	PART NAME	QTY	ENGINE SERIAL NO.	REMARKS
1	R104591	GEAR	1		
2	R101042	O-RING	1		
3	R72328	O-RING	1		
4	12H303	LOCK WASHER	4		(NO LONGER REQUIRED WITH R105732, R112267 OR R112269)
5	R112267	CAP SCREW	1		
6	R104861	CAP SCREW	1		
7	R41285	ADAPTER	1		
8	15H624	PIPE PLUG	2	1/2"	
9	R100369	FILTER	2		
10	RE69839	SEAL	1		(SUB FOR RE45337)
11	R100367	GASKET	1		
12	R100364	COVER	1		
13	AT13740	DRAIN VALVE	1		
14	R112268	CAP SCREW	4		(SUB FOR R101043)
15	RE39121	WATER PUMP	1		(MARKED RE39121 - WITH RAISED X) (SUB RE68230)
	RE68230	WATER PUMP	1		(MARKED RE68230 - WITH RAISED X)
16	R96622	HOSE	1		
17	R96606	COVER	1		
18	R96616	GASKET	1		
19	R105732	CAP SCREW	2		
20	RE67208	CLAMP	2		(SUB FOR AR40418 OR RE43166, APPL)

# 2D19

6076 ENGINE (ENGINE SERIAL NUMBER 500000- )

**EXHAUST MANIFOLDS**  
RGP3675 -UN-01JAN94



KEY	PART NO.	PART NAME	QTY	ENGINE SERIAL NO.	REMARKS
1	R91519	MANIFOLD	1		
2	R122595	RING	1		(SUB FOR R58109)
3	R69936	EXHAUST MANIFOLD	1		
4	R83021	GASKET	2		
5	R83020	GASKET	2		
6	R63845	WASHER	8		
7	19H2128	CAP SCREW	8	3/8" X 3"	
8	H144260	SHIELD	1		

# 2E8

6076 ENGINE (ENGINE SERIAL NUMBER 500000- )

**FUEL INJECTION PUMP, LUBE LINE AND ENGINE CONTROLLER (6076HH031) - CONTINUED****(DENSO)****(ENGINE SERIAL NO. 500000-538145) (85MM INJECTION PUMP BORE)****(EARLY DESIGN BLOCK MARKED - R100406, R119996 OR R122737)**

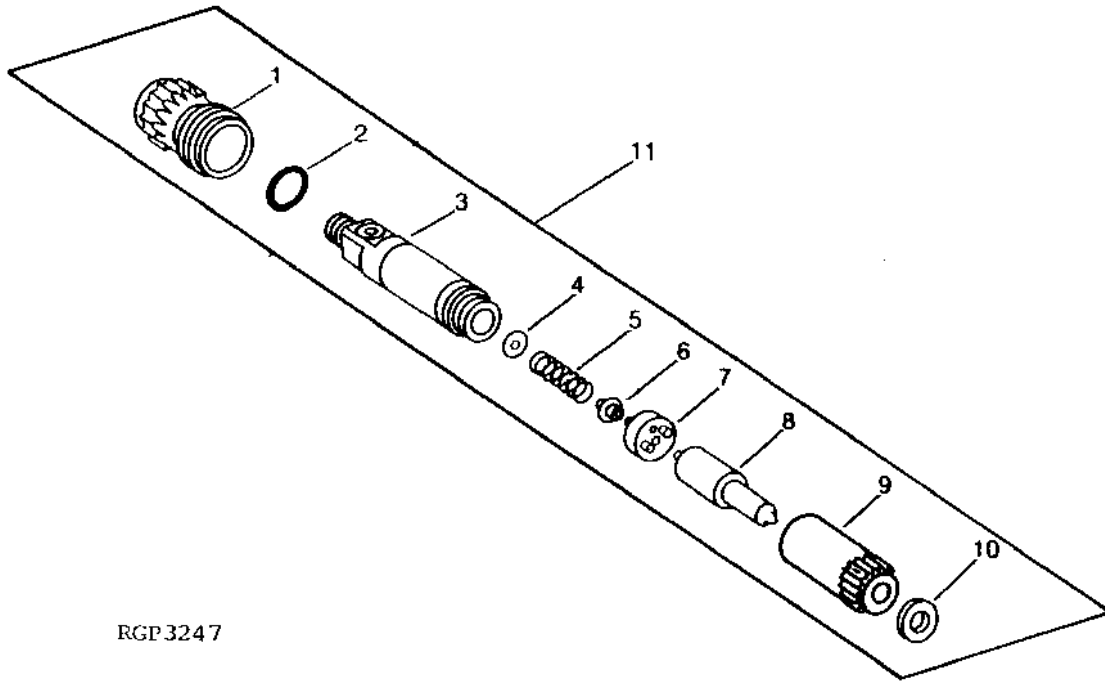
KEY	PART NO.	PART NAME	QTY	ENGINE SERIAL NO.	REMARKS
1	RE46802	ENGINE CONTROLLER	1		(MARKED RE34048 OR RE34049) (ROBERT BOSCH)
2	R83489	FITTING	1		
3	R51936	PACKING	6		
4	RE38871	FUEL LINE	1		
5	R97061	TEE FITTING	1		
6	RE35800	FUEL LINE	1		
7	RE35799	FUEL LINE	1		
8	R67364	ELBOW FITTING	1		
9	RE35284	SENDER	1		
10	R72853	CLAMP	1		
11	RE44518	FUEL INJECTION PUMP	1	(A) (DENSO)	
12	R104590	GEAR	1		
13	R63845	WASHER	4		
14	19H3690	CAP SCREW	4	3/8" X 3/4", (SUB R121195)	
	R121195	CAP SCREW	4		
15	R114130	STUD	4	(SUB FOR R55396, APPL)	
16	M72490	WASHER	4	(SUB FOR R42729)	
17	14H1090	NUT	4	(SUB FOR E55662, APPL.)	
18	RE48606	FUEL PUMP	1		
19	R76822	FITTING	1		
20	R67264	PACKING	1		
21	RE50140	OIL LINE	1		
22	AT32335	ELBOW FITTING	1		
23	R73858	O-RING	1		
24	R98502	RING	1		
25	RE34100	SOLENOID	1		
26	19H2038	CAP SCREW	1	3/8" X 1/2"	
27	24H1305	WASHER	1	13/32" X 13/16" X 0.065"	
28	T13814	CLAMP	1		
29	R53901	WASHER	1		

(A) "SEE YOUR AUTHORIZED PUMP REPAIR STATION FOR PARTS NOT LISTED."

# 2E20

6076 ENGINE (ENGINE SERIAL NUMBER 500000- )

FUEL INJECTION NOZZLE (6076HH031, HH035)  
(DENSO)  
(ENGINE SERIAL NO. 538146- )  
RGP3247 -UN-01JAN94



RGP3247

# 2F8

6076 ENGINE (ENGINE SERIAL NUMBER 500000- )

**ENGINE GASKET KITS - CONTINUED**  
(ENGINE SERIAL NO. 500000- )

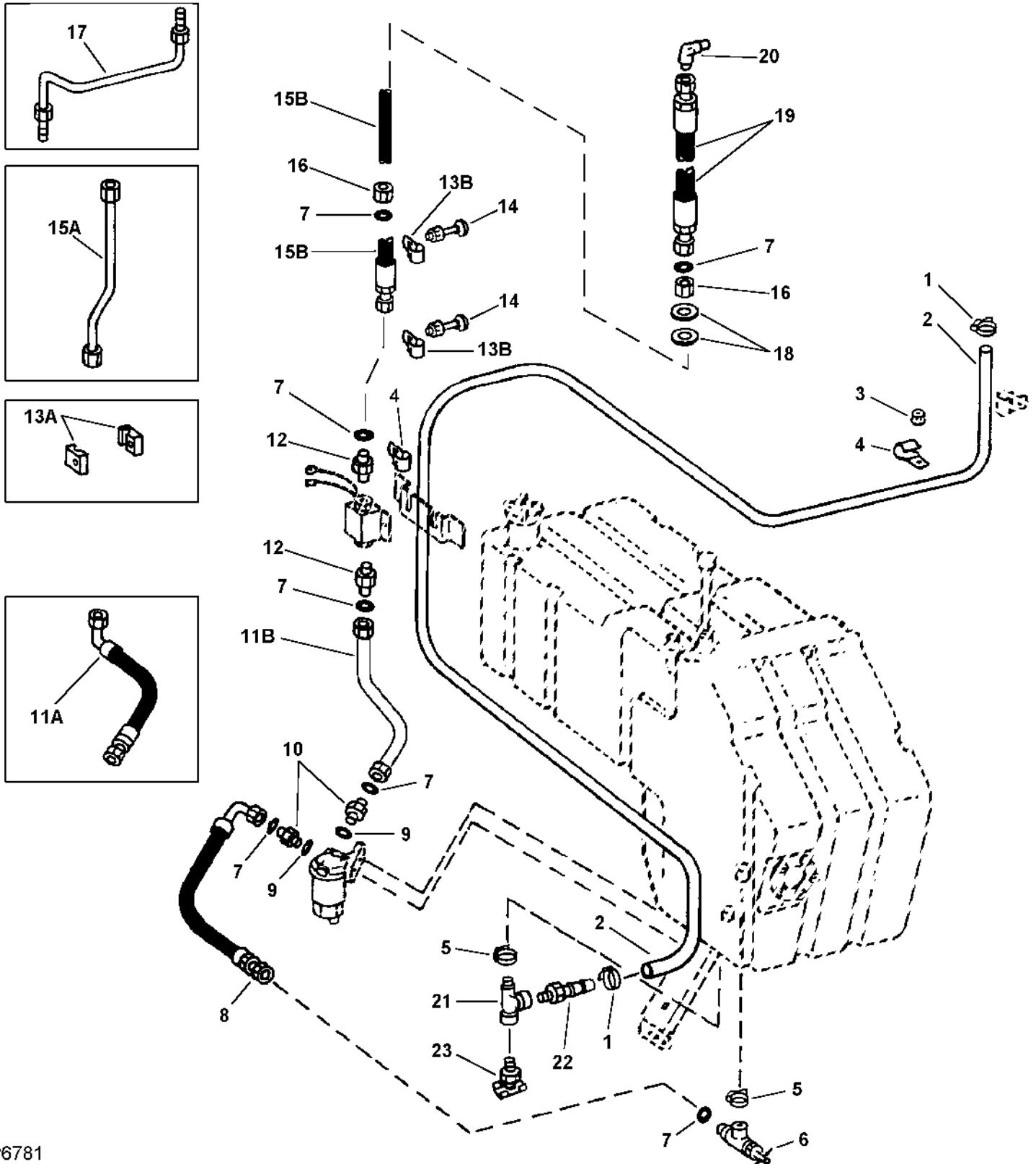
KEY	PART NO.	PART NAME	QTY	ENGINE SERIAL NO.	REMARKS
1	R88993	GASKET	2	(A)	
2	R100911	SEAL	1	(A)	
3	R50405	O-RING	1	(A)	
4	R86743	O-RING	1		
5	R105346	GASKET	1		
6	R92097	GASKET	1		
7	R89879	GASKET	1		
8	R83020	GASKET	2		
9	R120646	GASKET	3		(SUB FOR R102838, APPL)
10	R83021	GASKET	2		
11	R86062	GASKET	1		
12	R72328	O-RING	3		
13	R88397	GASKET	2		
14	R84472	WASHER	6		
	R51603	O-RING	6		(ROBERT BOSCH)
15	R77551	O-RING	6		
16	R49866	GASKET	1		
17	R46479	GASKET	1		
18	RE47336	ENGINE CYLINDER HEAD GASKET	1		
19	RG22248	GASKET KIT	1		CYLINDER HEAD, (SUB FOR RE29859) (SUB RG27884)
	RG27884	GASKET KIT	1		
20	R99464	GASKET	1		
21	T20328	GASKET	1		
22	R104623	GASKET	1		
23	R79915	O-RING	1		
24	U13639	O-RING	1		
25	R101042	O-RING	1		
26	R100367	GASKET	1		
27	R53899	WASHER	1		(USE WITH R83490)
	R53901	WASHER	1		(USE WITH R83489)
28	R96616	GASKET	1		
29	R94619	GASKET	1	-547515	(SUB R128558)
	R128558	GASKET	1	547516-	(SUB FOR R94619)
30	U17409	O-RING	3		
31	R71918	GASKET	1		(A) (CAST IRON OIL PAN)
32	R49377	GASKET	1		(ALUMINUM OIL PAN)
33	R94618	GASKET	1	-547515	(SUB R128557)
	R128557	GASKET	1	547451-	(SUB FOR R94618)
34	R100569	GASKET	1		
35	R26058	GASKET	1		
36	R53108	GASKET	1		
37	RE64206	GASKET KIT	1		ENGINE REBUILD, (SUB FOR RE42151)

(A) - USED WITH AFTERCOOLED ENGINES ONLY.

# 2F21

FUEL AND AIR

TANK FUEL LINES AND FITTINGS  
HP6781 -UN-20FEB98



HP6781

# 2G10

FUEL AND AIR

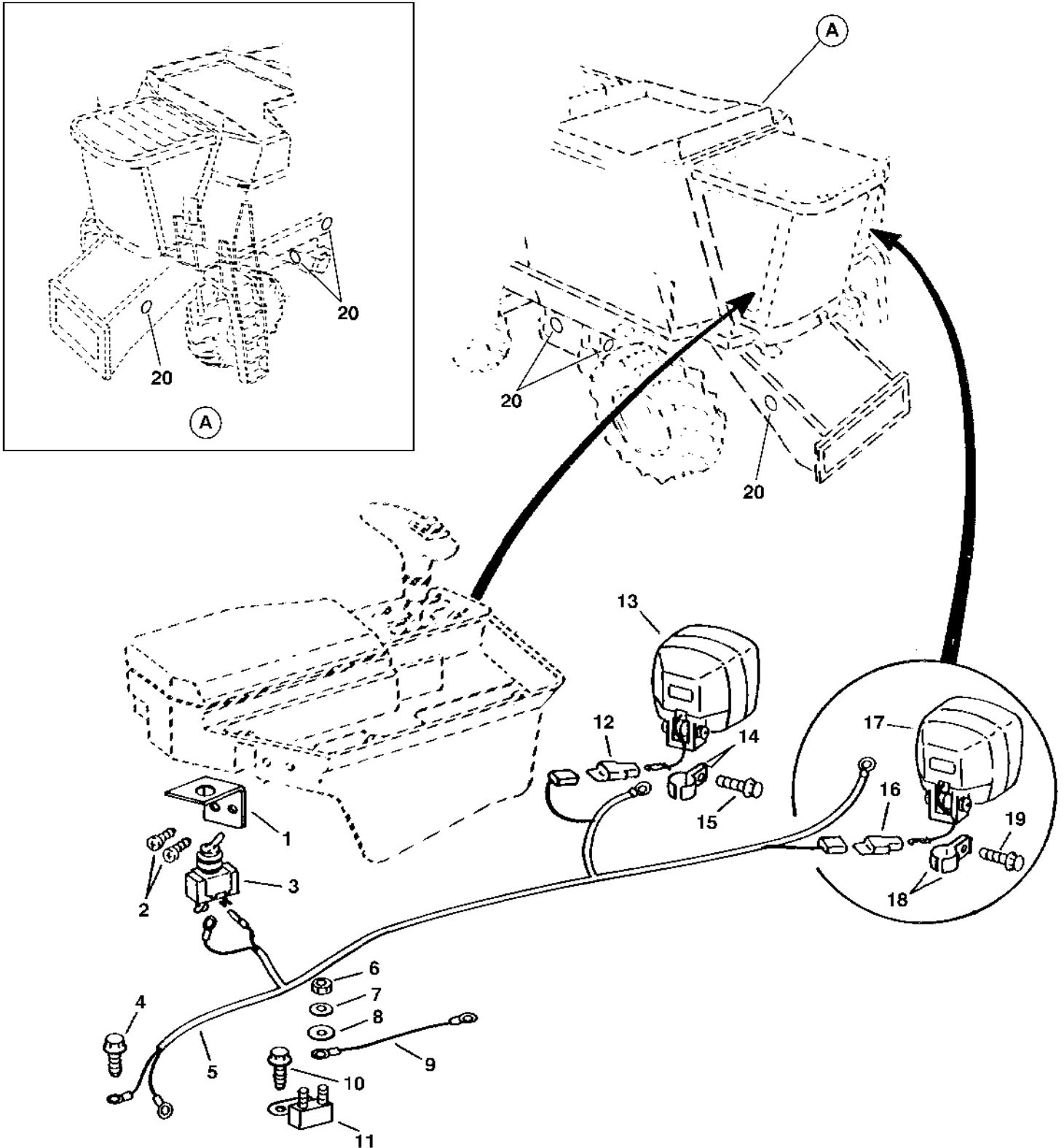
## RADIATOR AND HOSES - CONTINUED

KEY	PART NO.	PART NAME	QTY	SERIAL NO.	REMARKS
1	AR21999	HOSE CLAMP	5	-641944	(SUB RE41991)
	RE41991	CLAMP	5	-663020	(SUB TY22472)
	TY22472	CLAMP	3		
2	AR21999	HOSE CLAMP	2	670301-	
	AH130082	HOSE	1	-640300	(SUB AH135889)
	AH135889	RADIATOR HOSE	1		
3	AH140110	HOSE	1	-642112	(SUB AH137642) SPRING REINFORCED (LOW HP)
	AH137758	HOSE	1		SPRING REINFORCED
	H133973	HOSE	1	-642112	(SUB AH140931)
4	AH140931	HOSE	1		
	AN191560	FILLER CAP	1	-666172	7 PSI
5	AH148649	FILLER CAP	1		10 PSI
	37M7083	SCREW	2		M8 X 12
6	AT13740	DRAIN VALVE	1		
7	H118766	CLAMP	1	-641464	(SUB H145832)
	H145832	CLAMP	1		
8	H134124	HOSE	1	-646204	(SUB TY22324) (CUT TO LENGTH)
	TY22324	BULK HOSE	1		
9	AH130084	HOSE	1	-640300	(SUB AH135889)
	AH135889	RADIATOR HOSE	1		
	AH140110	HOSE	1	-642112	(SUB AH137642) SPRING REINFORCED
10	AH137642	HOSE	1		SPRING REINFORCED
	H123297	CLAMP	1		
11	19M7865	SCREW	1		M8 X 16
	14M7298	FLANGE NUT	1		M8
12	H133970	BUSHING	1	-641944	60.300 X 63.500 X 110 MM (2.374" X 2-1/2" X 4.331") (SUB H147111)
	H147111	TUBE	1		
13	AR21999	HOSE CLAMP	1	-641944	(SUB RE41991)
	RE41991	CLAMP	1	-663020	(SUB TY22472)
	TY22472	CLAMP	1		
14	H75541	CLAMP	2		

# 3C5

ELECTRICAL

AUXILIARY FIELD LIGHTING  
HP6626 -UN-29JAN97



HP6626

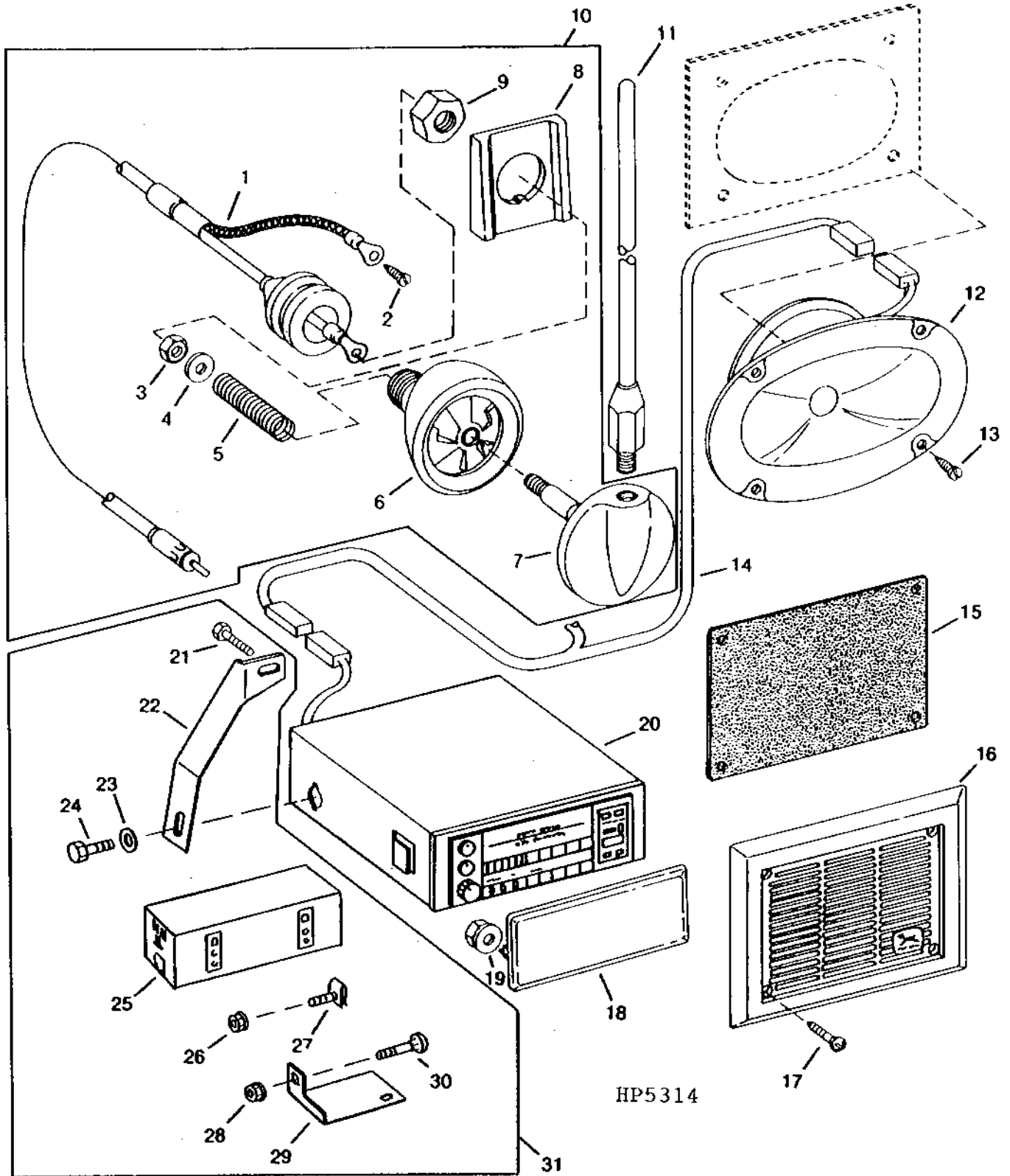
AIR CONDITIONER, HEATER AND AIR SEAT WIRING HARNESS - CONTINUED  
(660301- )

KEY	PART NO.	PART NAME	QTY	YEAR	REMARKS
1	AH144096 24H1914	CONTROL WASHER	1 3		(INCLUDES (3) M48109 AND M82321) 3.175 X 7.925 X 0.813 MM (1/8" X 5/16" X 0.032")
	M80082	NUT	1		6.350 MM (1/4")
2	AH148616	WIRING HARNESS	1		(SUB FOR AH136896)
3	19M7862	SCREW	1		M6 X 20
4	AH89557	CLIP	1		
5	AH144084	SWITCH	1		(SUB FOR AH116110) LOW TEMP
6	AH132264	EVAPORATOR	1		EVAPORATOR AND HEATER COMBINATION
7	AH128926	MOTOR	1		
8	H130511	CONNECTOR	1		(4 PIN)
	R78061	PIN CONTACT	1		(PKG OF 40)
9	H114038	SCREW	4		
10	H123998	SCREW	1		
11	AH96317	CLIP	1		(SUB FOR AH89486)
12	T34067	TERMINAL	1		(PKG OF 25)
13	R77483	CONNECTOR	3		(2 PIN)
14	R77476	CONNECTOR	1		(PKG OF 2) (3 PIN)
15	R78053	PIN CONTACT CONNECTOR BODY	1		(PKG OF 3) (2 PIN)
	R78061	PIN CONTACT	1		(PKG OF 40)
	T34067	TERMINAL	1		(PKG OF 25)
16	T28586	CONNECTOR	1		(3 PIN)
17	AH128925	MOTOR	1		PRESSURIZER
18	AM108845	KIT	1		COMPRESSOR CLUTCH, 10 AMP

# 3D5

ELECTRICAL

RADIO, SPEAKERS AND ANTENNA (OPTIONAL)  
HP5314 -UN-01JAN94



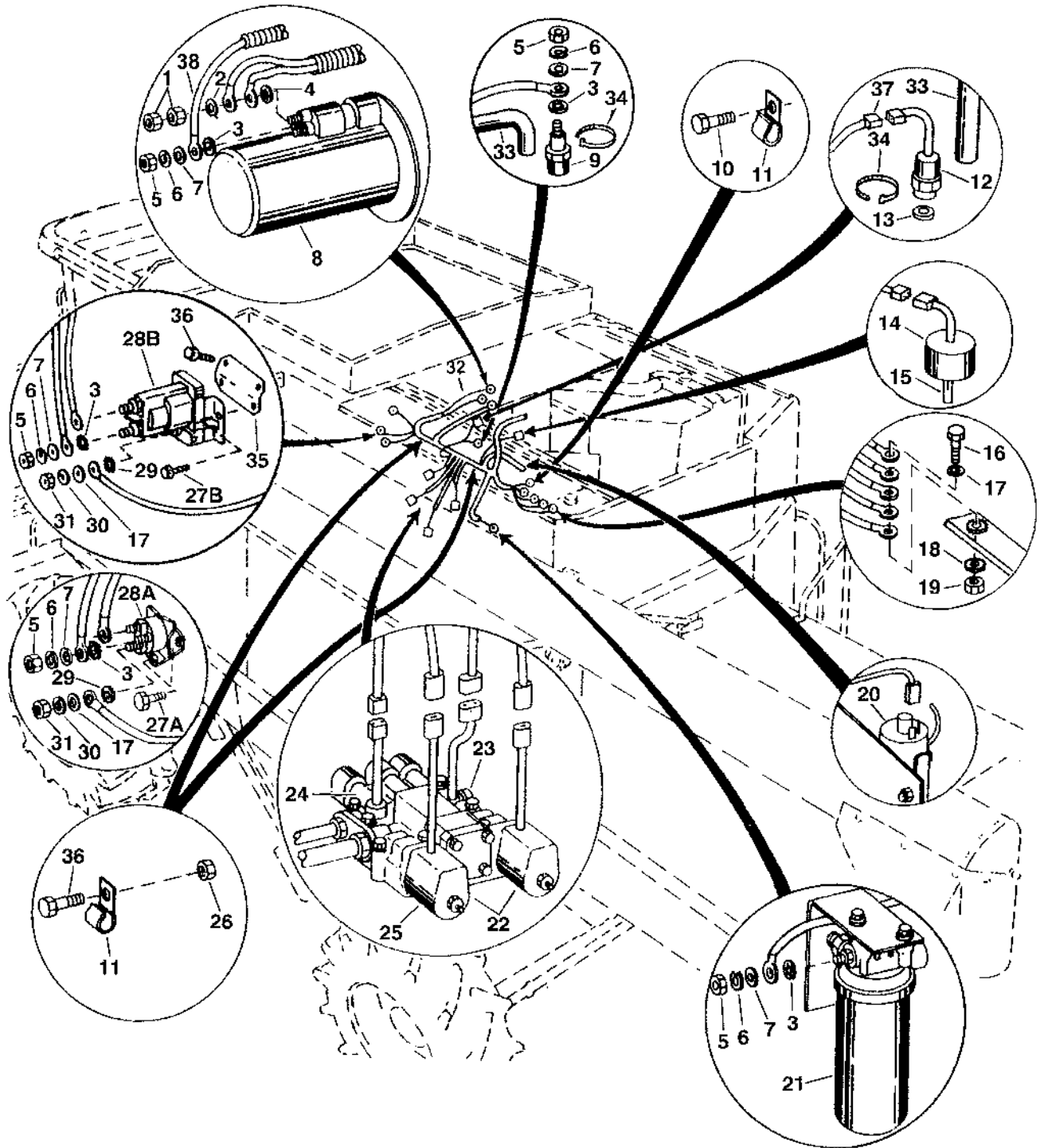
## R.H. MAIN WIRING HARNESS - CONTINUED

KEY	PART NO.	PART NAME	QTY	SERIAL NO.	REMARKS
1	AH128418	WIRING HARNESS	1	-640300	
	AH134231	WIRING HARNESS	1	-29SE97	R.H. MAIN W/O GREENSTAR
	AH128433	WIRING HARNESS	1	-640300	FRENCH
	AH134249	WIRING HARNESS	1	640301-666220	R.H. MAIN, FRENCH
	AH148910	WIRING HARNESS	1	666221-29SE97	(SUB FOR AH134249) R.H. MAIN FRENCH,SERVICE ONLY
	AH151772	WIRING HARNESS	1	29SE97-	R.H. MAIN, W/ GREENSTAR
	AH155917	WIRING HARNESS	1	29SE97-	(SUB FOR AH148910) R.H. MAIN
2	AH125744	RELAY MODULE	1		HARVESTRAK
3	12H310	LOCK WASHER	1		3/8"
4	37M7058	SCREW	1		M8 X 20
5	AH116104	SENSOR	2		LOW SHAFT SPEED - CYLINDER ON TOP OF ART, FAN ON BOTTOM OF ART (SUB H160880)
6	H121110	CLIP	2		
	H160880	CLIP	2		
7	RE12363	CONNECTOR	1		(PKG OF 3)
	R78048	TERMINAL NIPPLE	1		(PKG OF 5)
	R78060	SOCKET CONTACT	2		(PKG OF 40)
8	AH90990	CLIP	1		
9	H117952	CLAMP	6		
10	22M7027	SET SCREW	1		M6 X 16
11	H122372	WHEEL	1		LOW SHAFT SPEED FOR FAN
12	AH89557	CLIP	2		
13	AE44392	CONNECTOR	1		4 HOLES, FEMALE (INTO PRE-AMP MODULE)
	R77463	SOCKET CONTACT	AR		
14	R78053	PIN CONTACT CONNECTOR BODY	1		(PKG OF 3) TO CYLINDER SPEED SENSOR
	R78063	TERMINAL NIPPLE	2		(PKG OF 40)
	R78058	PIN CONTACT	2		(PKG OF 40)
	R78059	ELECTRICAL PLUG	1		(PKG OF 40)
15	R77457	ELECTRICAL PLUG	1		37 HOLES, FEMALE (TO CAB MAIN)
16	R77465	SOCKET CONTACT	AR		FOR 16 HOLE CONNECTOR (TO L-H MAIN)
17	R78053	PIN CONTACT CONNECTOR BODY	1		(PKG OF 3) (TO CONCAVE ACTUATOR)
	R78063	TERMINAL NIPPLE	2		(PKG OF 40)
	R78061	PIN CONTACT	2		(PKG OF 40)
18	R78053	PIN CONTACT CONNECTOR BODY	1		(PKG OF 3) TO FAN SPEED SENSOR
	R78063	TERMINAL NIPPLE	1		(PKG OF 40)
	R78058	PIN CONTACT	2		(PKG OF 40)
	R78059	ELECTRICAL PLUG	2		(PKG OF 40)
19	T28583	RECEPTACLE CONNECTOR BODY	1		INTO FUEL PUMP
	U46662	TERMINAL	1		
20	RE12363	CONNECTOR	1		(PKG OF 3)
	R78048	TERMINAL NIPPLE	2		(PKG OF 5)
	R78060	SOCKET CONTACT	2		(PKG OF 40)
21	AH134728	ACTUATOR	1		

## HARNESS FOR 6076 ENGINE - CONTINUED

### (LOWER PARTS)

HP7594 -UN-27JUL98



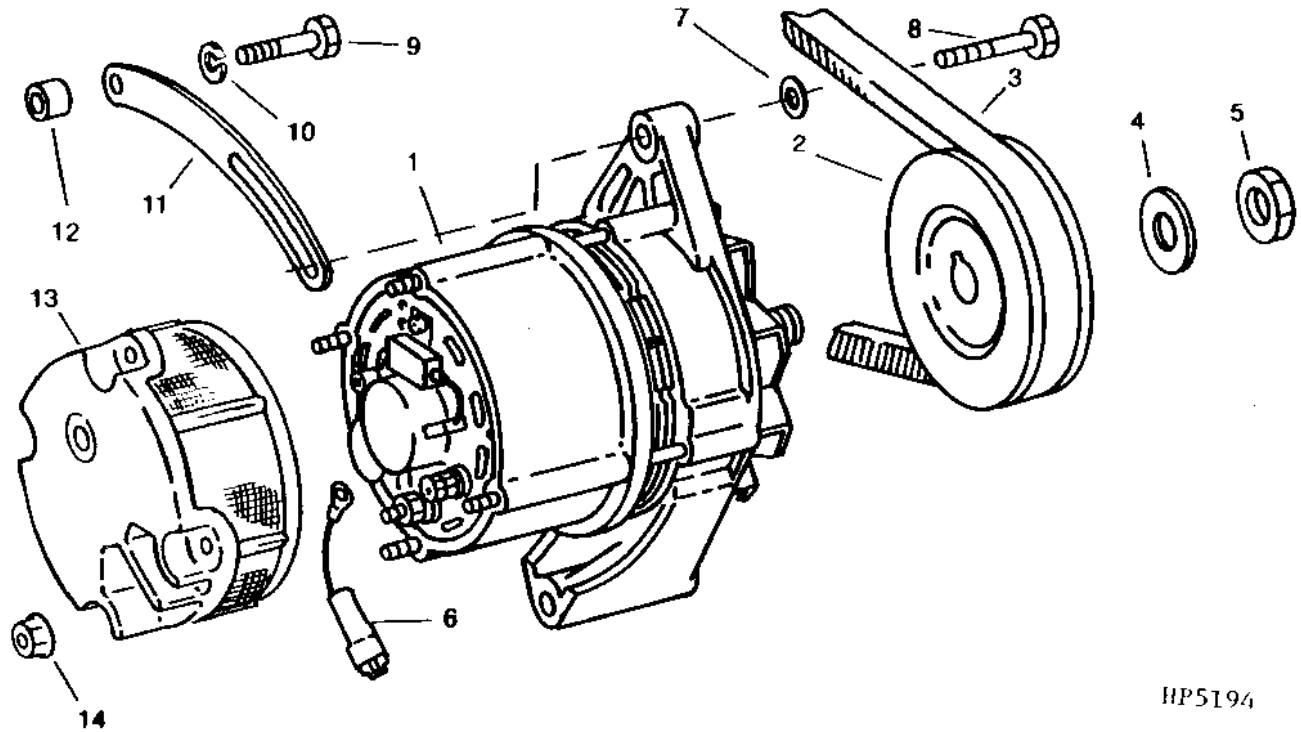
HP7594

# 3E20

ELECTRICAL

## ALTERNATOR, SHEAVE AND BELT

BOSCH (650100- )  
HP5194 -UN-01JAN94



HP5194

KEY	PART NO.	PART NAME	QTY	SERIAL NO.	REMARKS
1	TY24485	ALTERNATOR	1		(SUB FOR TY6750) REMANUFACTURED
2	H144139	PULLEY	1		(SUB FOR H144115)
	H144114	SHEAVE	1		
3	R73189	BELT	1	-643001	
	H101813	BELT	1	643001-	
4	T10745	WASHER	1		17.145 X 25.781 X 1.981 MM (0.675" X 1.015" X 5/64")
5	14M7158	NUT	1		M16
6	AH146309	WIRING HARNESS	1		(SUB FOR AH134262)
7	24M7207	WASHER	1		8.400 X 24 X 2 MM (0.331" X 0.945" X 0.079")
8	19M7868	SCREW	1		M8 X 30
9	19H1726	CAP SCREW	1		9.525 X 57.150 MM (3/8" X 2-1/4")
10	12H304	LOCK WASHER	1		9.525 MM (3/8")
11	R107734	STRAP	1		
12	24H1304	WASHER	1	-650701	10.312 X 18.263 X 3.048 MM (13/32" X 23/32" X 0.120")
	24M7106	WASHER	1	650702-	10 X 18 X 2.500 MM (0.394" X 0.709" X 0.098")
13	AH138291	SCREEN	1		(USE WITH TY6750)
	AT207952	COVER	1		(USE WITH TY24485)
14	14M7375	FLANGE NUT	4		M5

# 3F9

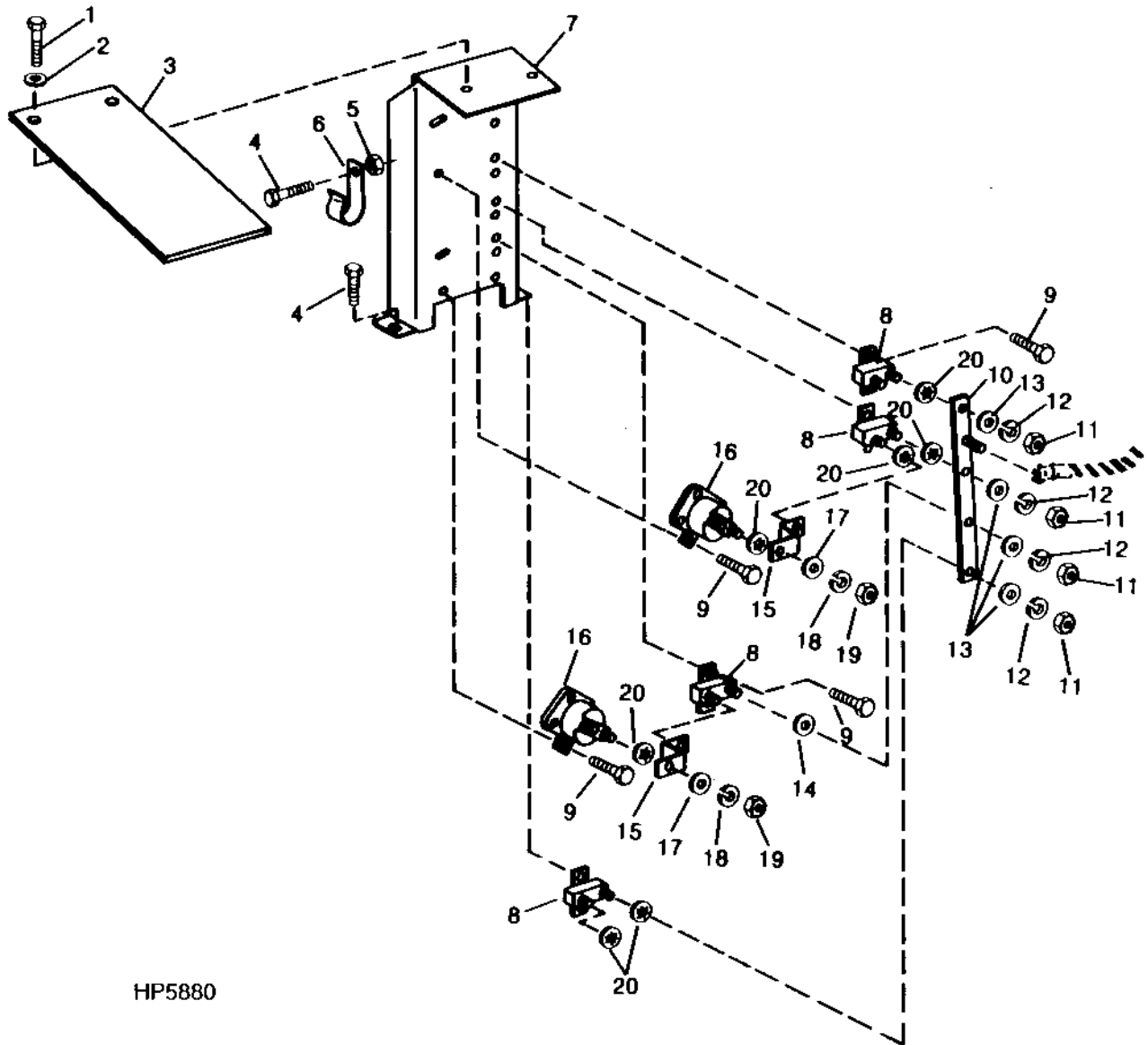
ELECTRICAL

## CIRCUIT BREAKERS - ENGINE COMPARTMENT

(660301-8AUG97)

HP5880

-UN-17OCT94



HP5880

**ELECTRICAL CONNECTOR SERVICE KIT - CONTINUED**

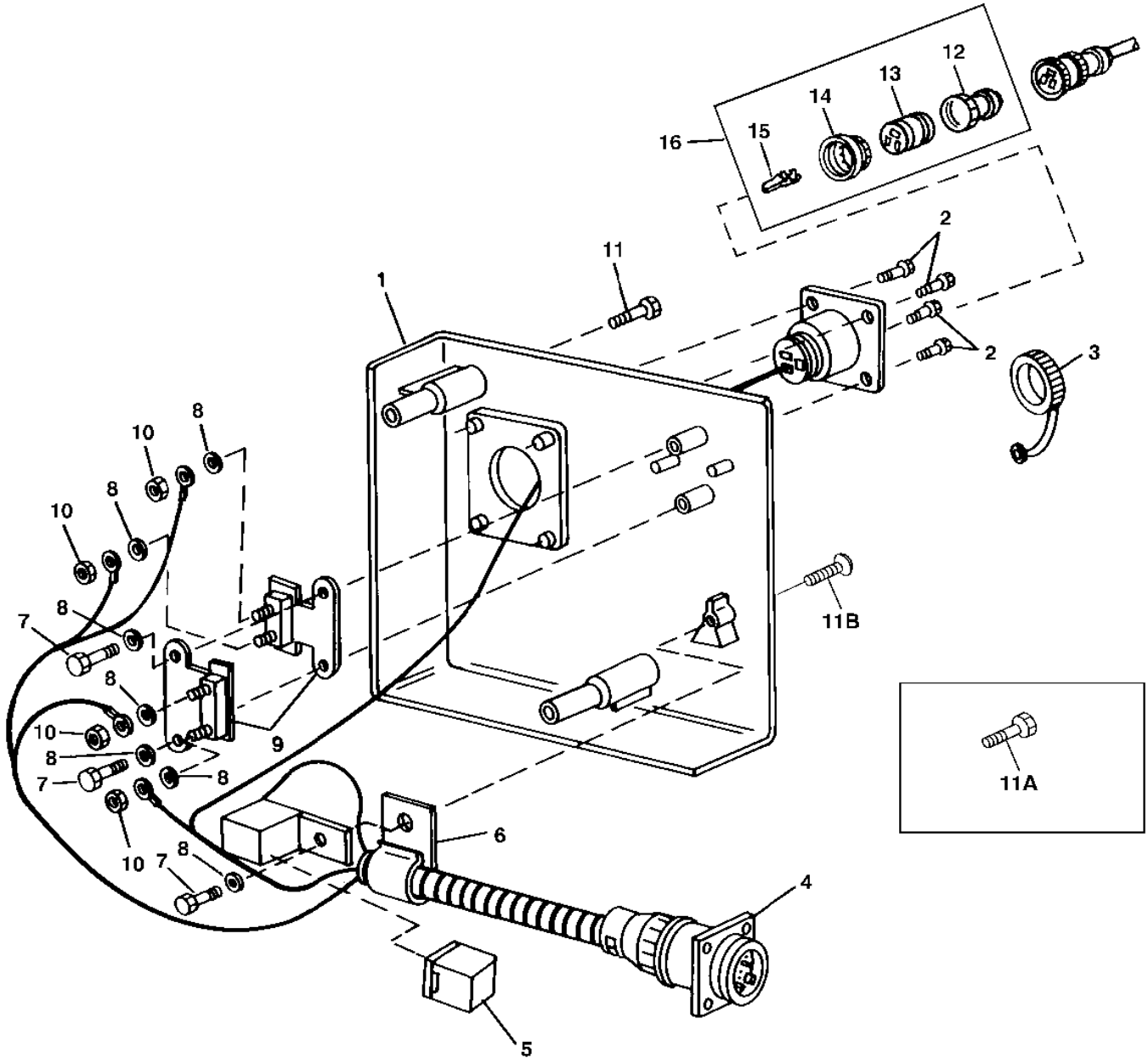
KEY	PART NO.	PART NAME	QTY	SERIAL NO.	REMARKS
35	R77469	TERMINAL	1		(PKG. OF 5) 18 GA.
36	RE11156	TERMINAL	1		(B) MALE
37	RE11157	TERMINAL	1		(B) FEMALE
38	R70222	PIN CONTACT	1		(D) (H)
39	R70221	ELECTRICAL PLUG	1		(E)
40	R70219	PLUG	1		(PKG. OF (2) R70218 AND (2) R70219) 10 WAY
	R70217	PLUG	1		(PKG. OF (2) R70216 AND (2) R70217) 7 WAY
	R70215	PLUG	1		(PKG. OF (2) R70214 AND (2) R70215) 4 WAY
	R70213	PIN CONTACT CONNECTOR BODY	1		(PKG. OF (2) R70212 AND (2) R70213) 3 WAY
	R70211	CONNECTOR	1		(PKG. OF (2) R70210 AND (2) R70211) 2 WAY
41	R70218	RECEPTACLE	1		ORDER R70219 WHICH CONTAINS (2) R70218 AND (2) R70219
	R70216	RECEPTACLE	1		ORDER R70217 WHICH CONTAINS (2) R70216 AND (2) R70217
	R70214	RECEPTACLE	1		ORDER R70215 WHICH CONTAINS (2) R70214 AND (2) R70215
	R70212	RECEPTACLE	1		ORDER R70213 WHICH CONTAINS (2) R70212 AND (2) R70213
	R70210	RECEPTACLE	1		(ORDER R70211) ORDER R70211 WHICH CONTAINS (2) R70210 AND (2) R70211
42	AR91793	SOCKET CONTACT	1		(D)
43	R30378	SPRING	1		(C)
44	R77474	CONNECTOR	1		(A) 6 WAY
45	R77470	TERMINAL	1		SPLICE (PKG. OF 15) 16-18-20 OR 22 GA. WIRE
	R77471	TERMINAL	1		(C) (G) SPLICE
	R77472	TERMINAL	1		(A) SPLICE (8 GA. WIRE)
	R77473	TERMINAL	1		(A) SPLICE (6 GA. WIRE)
46	R65607	TERMINAL	1		(C) (18 OR 20 GA. WIRE)
47	U46664	TERMINAL	1		(C) (F)
48	R32026	TERMINAL	1		(D) (F)
49	R65602	SOCKET CONTACT	1		(C) 16 OR 18 GA. WIRE
50	R70220	TERMINAL	1		(C) 18 OR 20 GA. WIRE
51	R77489	TERMINAL	1		(D) 14-16-18 OR 20 GA. WIRE; NO. 10 EYELET
	R77493	TERMINAL	1		(D) (G) NO. 10 EYELET
	R77488	TERMINAL	1		(D) 14-16-18 OR 20 GA. WIRE; 3/8" EYELET
	R77490	TERMINAL	1		(D) (G) (1/2" EYELET)
52	R77496	TERMINAL	1		(D) (F) NO. 8 SPADE
	R77495	TERMINAL	1		(D) 18 GA. WIRE; NO. 10 SPADE
53	R77497	TERMINAL	1		(D) (F) NO. 6 SPADE
54	R77491	TERMINAL	1		(D) (G) 3/8" EYELET
	R77492	TERMINAL	1		(D) (G) 1/4" EYELET
55	R77494	TERMINAL	1		(D) 6 OR 8 GA. WIRE; 1/4" EYELET
56	R77502	TUBE	1		(PKG. OF 8) 3/8", HEAT SHRINK
	R77503	TUBE	1		(PKG. OF 8) 3/16", HEAT SHRINK
57	RE11154	KIT	1	-651985	(SUB PM797NA)
	PM797NA	KIT	1		

- (A) PKG. OF 2
- (B) PKG. OF 3
- (C) PKG. OF 10
- (D) PKG. OF 20
- (E) PKG. OF 25
- (F) 14 OR 16 GA. WIRE
- (G) 10 OR 12 GA. WIRE
- (H) 14-16 OR 18 GA. WIRE

# 3G10

ELECTRICAL

CONVENIENCE OUTLET  
(660301- )  
HP6550 -UN-23AUG96



HP6550

# 3G23

ELECTRICAL

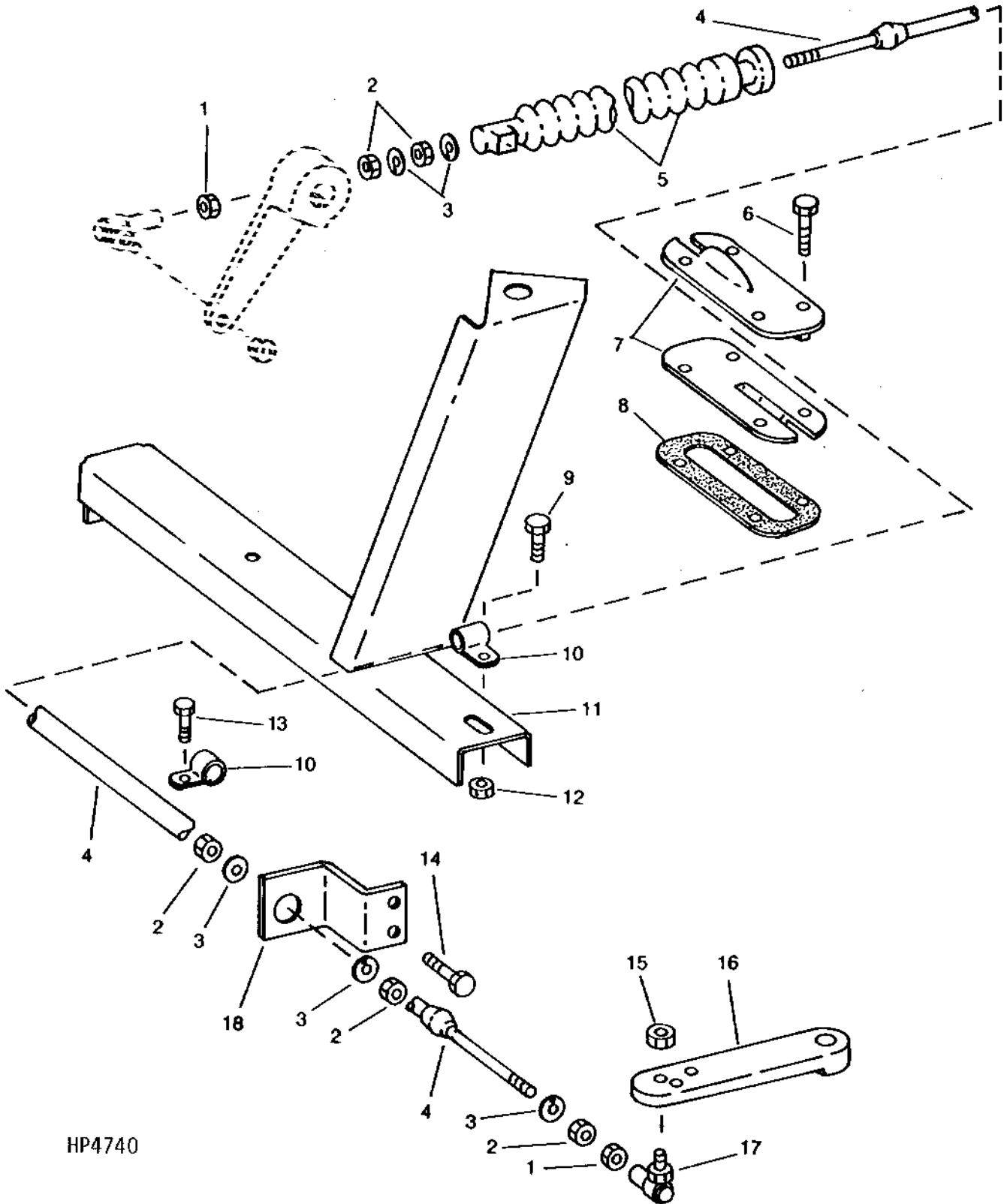
## REEL SPEED CONTROL AND RELAYS (EXPORT ONLY - FRANCE) - CONTINUED

KEY	PART NO.	PART NAME	QTY	SERIAL NO.	REMARKS
1	AR91168	RELAY	2		(SUB FOR AH134542)
2	24M7027	WASHER	2		5.300 X 10 X 1 MM
3	14M7297	NUT	2		M5
4	H129212	CIRCUIT BOX	1		
5	AH134203	WIRING HARNESS	1		
6	14M7196	NUT	4		M3
7	H139867	COVER	1		
8	H111364	SCREW	4		
9	21M7284	SCREW	4		M3 X 16
10	21M7265	SCREW	2		M5 X 12

# 4C1

## HYDROSTATIC DRIVE CONTROL CABLE

(645301- )  
HP4740 -UN-01JAN94



HP4740

# 4C14

POWER TRAIN

## GEARSHIFT LEVER AND LINKAGE - CONTINUED

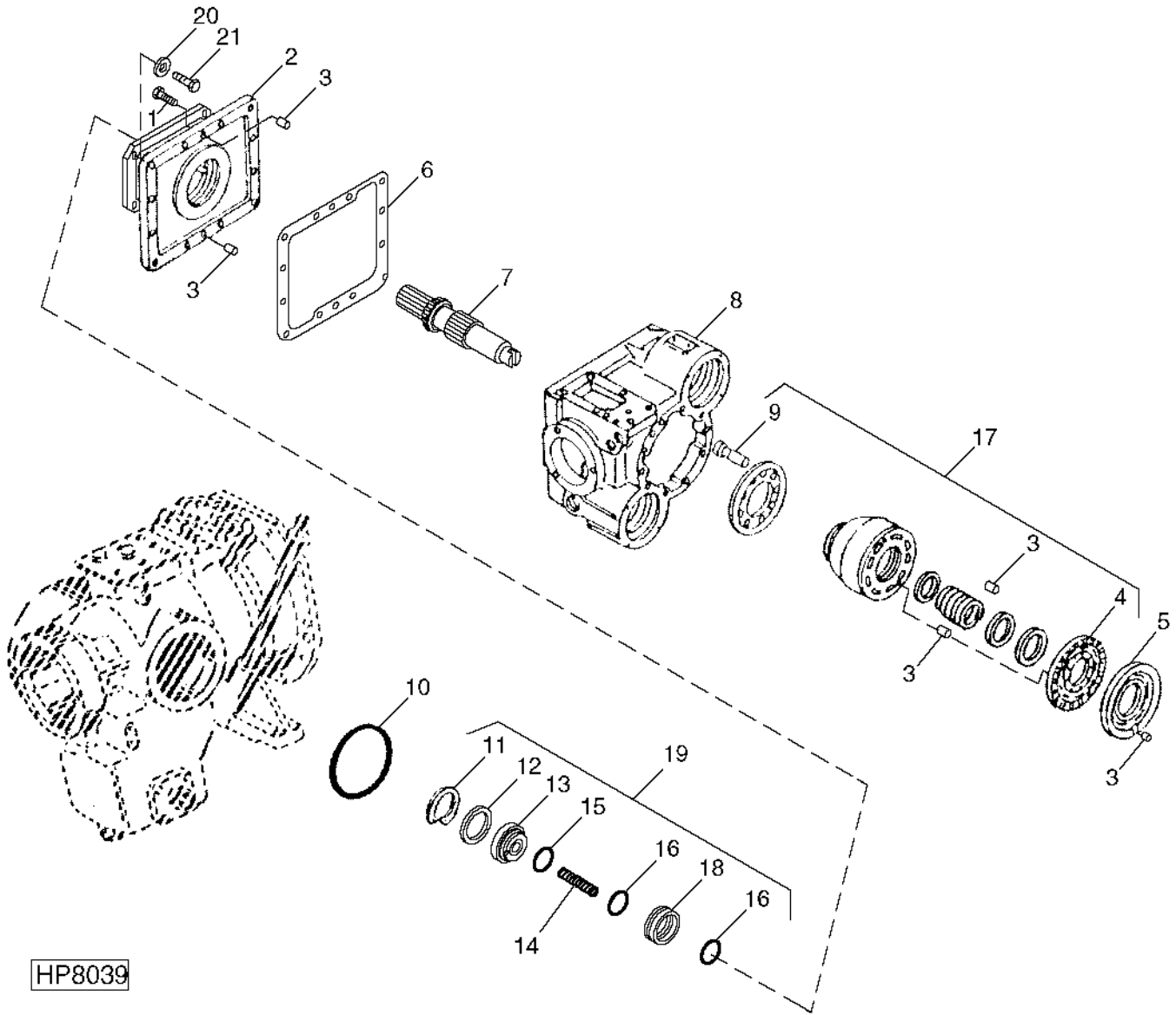
KEY	PART NO.	PART NAME	QTY	SERIAL NO.	REMARKS
1	H125518	KNOB	1		USE TY9373 OR TY9478 OR TY9371 TO SECURE
2	14M7433	NUT	1	-635703	M10
3	H149068	LABEL	1		(SUB FOR H134767) "BRAKE"
4	AH138707	ROD	1		(SUB FOR AH135323)
5	19M8318	SCREW	4		M8 X 45
6	H131040	BEARING	4		
7	H131041	BOOT	1		
8	H133660	SEAL	1		
9	H133636	HOUSING	1		
10	19M7788	SCREW	1		M12 X 25
11	AH125010	GROUND CABLE	1		
12	24H1296	WASHER	5		11/32" X 1-3/8" X 0.134"
13	19M8319	SCREW	1		M8 X 50
14	H133662	ISOLATOR	2		
15	14M7299	FLANGE NUT	1		M12
16	19M7867	SCREW	4		M8 X 25
17	AH125958	BALL JOINT	2		
18	14M7274	NUT	2	-641944	M10
19	AH128356	CABLE	1		
20	H133047	CLAMP	2		
21	19M8291	SCREW	4		M8 X 35
22	14M7296	FLANGE NUT	1		M10
23	H112162	CLAMP	4	-641716	
	AH77724	CLIP	3	641717-	
24	19M7799	SCREW	1		
25	14M7298	FLANGE NUT	1		
26	37M7149	SCREW	3	-641716	
	37M7058	SCREW	3	641717-	
27	14M7400	LOCK NUT	2		
28	.....	SUPPORT	1		(SUB AH138328)
29	03M7190	BOLT	2		M10 X 20
30	.....	GUARD	1		(SUB AH138328)
31	14M7401	LOCK NUT	1		M12
32	19M7788	SCREW	1	-646459	M12 X 25
	19M7789	SCREW	1	646460-	M12 X 30
33	AH138328	KIT	1	640301-	CABLE GUARD
..	TY9370	ADHESIVE	1		6 OZ. MEDIUM STRENGTH (CANADA NUMBER TY9477)
..	TY9373	GASKET	1		
..	TY9478	ADHESIVE	1		
..	TY9371	ADHESIVE	1		6 ML HIGH STRENGTH

# 4D3

## HYDROSTATIC DRIVE PUMP, FRONT COVER AND SHAFT

(RING AND PINION)

HP8039 -UN-26MAR99

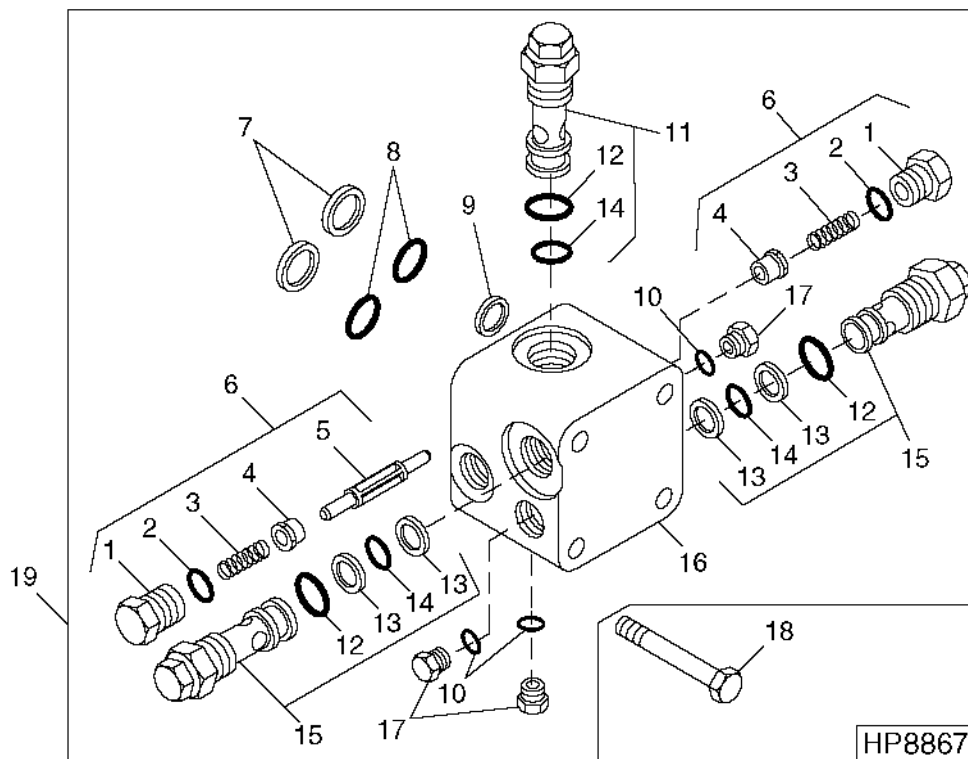


HP8039

# 4D16

**HYDROSTATIC MOTOR VALVE  
(PLANETARY)**

HP8867 -UN-27JUL99

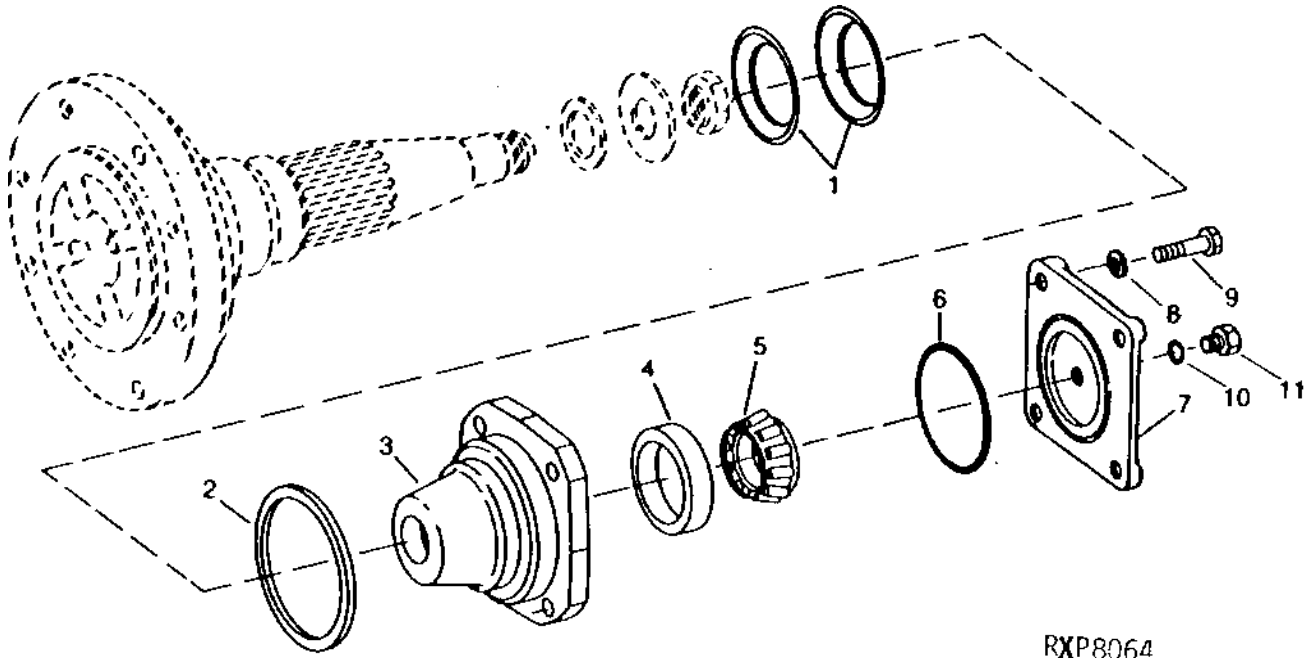


KEY	PART NO.	PART NAME	QTY	SERIAL NO.	REMARKS
1	R27175	DRAIN PLUG	2		
2	R26906	O-RING	2		19.177 X 2.464 MM
3	.....	SPRING	2		
4	N126654	VALVE	2		SHUTTLE
5	N128541	SPOOL	1		SHUTTLE
6	AH131308	KIT	1		
7	U40729	BACK-UP RING	2		
8	N130510	O-RING	2		21.895 X 2.616 MM
9	AN272356	SEAL KIT	1		(SUB FOR N126588)
10	R28782	O-RING	3		8.915 X 1.829 MM
11	AN122497	RELIEF VALVE	1		LOW PRESSURE
12	U17409	O-RING	3		26.619 X 2.946 MM
13	H63288	RING	4		
14	H63289	O-RING	3		20.295 X 2.616 MM
15	AH129280	RELIEF VALVE	2	-29SE97	HIGH PRESSURE
	AH131174	RELIEF VALVE	2	30SE97-	
16	.....	CASE	1		
17	R51031	FITTING	3		
18	19H2228	CAP SCREW	4		3/8" X 4"
19	AH141811	VALVE	1		(SUB FOR AH131173)

# 4E5

POWER TRAIN

**QUILL, BEARING AND COVER**  
RXP8064 -UN-01JAN94



KEY	PART NO.	PART NAME	QTY	SERIAL NO.	REMARKS
1	R85588	WASHER	2		78.700 X 112 X 1.780 MM (3.098" X 4.409" X 0.070")
2	R39876	PACKING	1		
3	R92104	BEARING HOUSING W/O BEARING	1		
4	JD9109	BEARING CUP	1		
5	JD9043	BEARING CONE	1		
6	E55758	O-RING	1		113.970 X 2.616 MM (4.487" X 0.103") (SUB FOR R92387)
7	R100727	COVER	1		
8	R69536	WASHER	6		10.500 X 18.500 X 3 MM (0.413" X 0.728" X 0.118")
9	19H3065	CAP SCREW	6		3/8" X 2", (SUB FOR 19H3267)
10	R28782	O-RING	1		8.915 X 1.829 MM (0.351" X 0.072")
11	R51031	FITTING	1		

# 4E17

POWER TRAIN

**FINAL DRIVE AXLE SHAFT, OUTER HOUSING, PLANETARY PINION, AND BEARINGS - CONTINUED  
(PLANETARY)**

KEY	PART NO.	PART NAME	QTY	SERIAL NO.	REMARKS
1	JD10135	BEARING CUP	1		
2	JD10134	BEARING CONE	1		
3	R90080	OIL CUP	1		
4	AH112401	SEAL	1		
5	H133344	SPINDLE	1		
6	19M7845	SCREW	12	M16 X 90	
7	AH119092	HOUSING	1		
8	AR98650	SEAL	1		
9	JD9120	BEARING CUP	1		
10	JD8956	BEARING CONE	1		
11	R33029	SNAP RING	1		
12	R59933	PLANET PINION CARRIER	1		
13	R97998	SHAFT	3		
14	R33022	THRUST WASHER	6		53.848 X 79.248 X 0.914 MM (2.120" X 3.120" X 0.036")
15	R61033	NEEDLE ROLLER	72		
16	R108996	PLANET PINION	3		(SUB FOR R59929)
17	R65499	DOWEL PIN	3		11.506 X 31.750 MM (29/64" X 1-1/4")
18	JD7769	LUBRICATION FITTING	1		
19	F2380R	WASHER	2		26.200 X 52.400 X 1.524 MM (1.031" X 2.063" X 0.060")
20	R59440	SHIM	AR		
21	R59439	SHIM	AR		
22	R61461	SHIM	AR		
23	R72169	SPACER	1		
24	R26012	LOCK PLATE	1		
25	H125759	SCREW	1		25.400 X 50.800 MM (1" X 2")

NOTE: QUANTITIES SHOWN ARE FOR ONE UNIT. TWO UNITS USED PER MACHINE.



# 4F18

POWER TRAIN

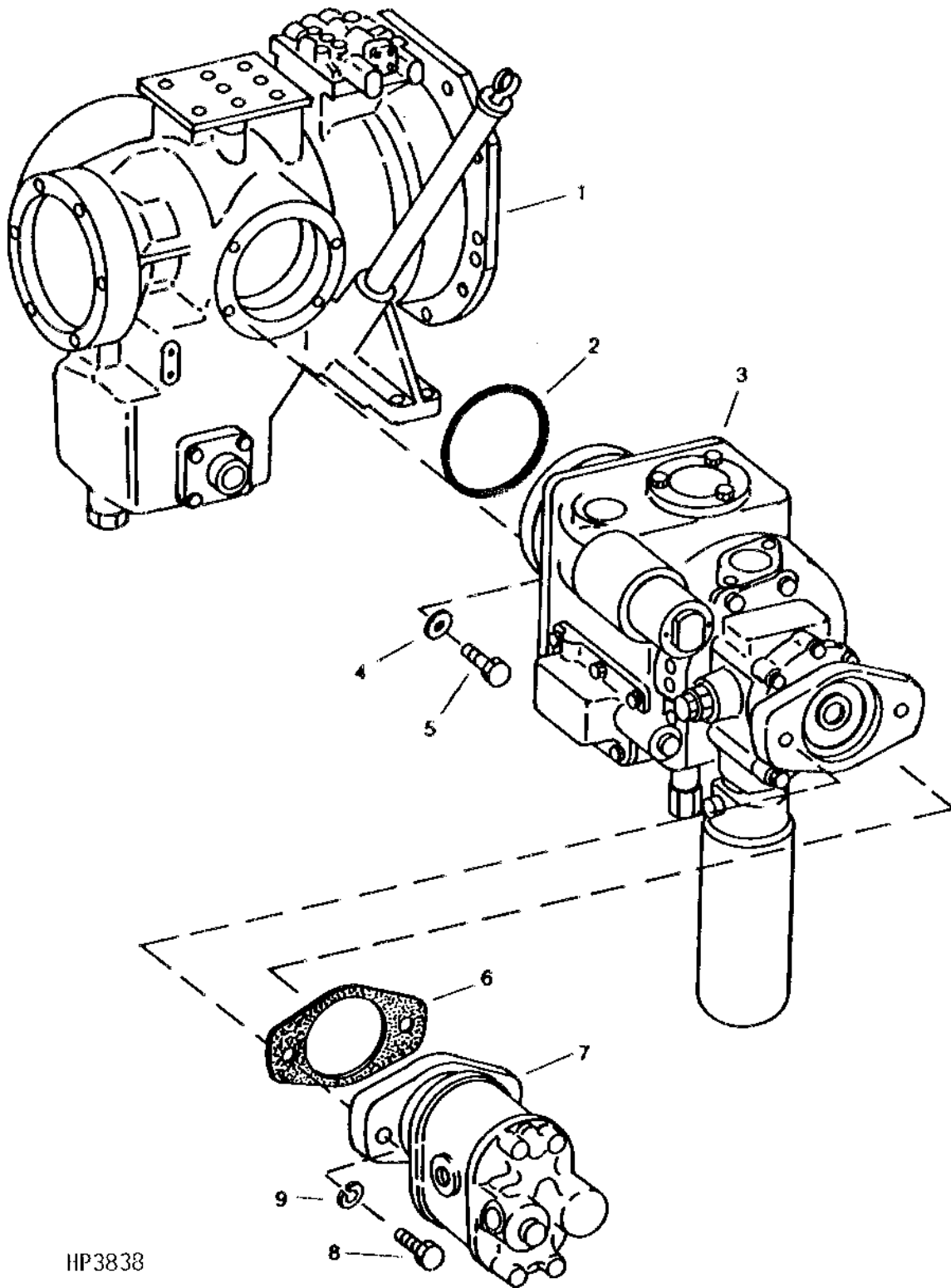
**HYDROSTATIC OIL COOLER LINES AND HOSES - CONTINUED**  
(665301- )

KEY	PART NO.	PART NAME	QTY	SERIAL NO.	REMARKS
1	T77858	O-RING	4		18.771 X 1.778 MM (0.739" X 0.070")
2	H114901	PLATE	3		
3	H150982	CLAMP	5		
4	AH145236	HYDRAULIC HOSE	1		
5	AH145238	HYDRAULIC HOSE	1		
6	H150980	BRACKET	3		
7	19M8039	SCREW	3	M8 X 80	
	14M7298	FLANGE NUT	3	M8	
8	19M7866	SCREW	3	M8 X 20	
	14M7298	FLANGE NUT	3	M8	
9	H145247	HALF CLAMP	4		
10	19M7801	SCREW	2	M8 X 60	
	14M7298	FLANGE NUT	2	M8	
11	U12547	O-RING	1		23.470 X 2.946 MM
12	38H1163	ADAPTER	1		
13	38H1194	ADAPTER	1		
14	R29936	O-RING	1		29.743 X 2.946 MM (1.171" X 0.116")
15	AH90990	CLIP	1		
16	H151585	CLAMP	2		
17	19M8318	SCREW	6	M8 X 45	
	14M7298	FLANGE NUT	6	M8	

# 4G6

POWER TRAIN

ENGINE GEARCASE - HYDROSTATIC DRIVE PUMP - MAIN HYDRAULIC PUMP CONNECTING HARDWARE  
HP3838 -UN-01JAN94



HP3838

# 4G20

## STEERING AND BRAKES

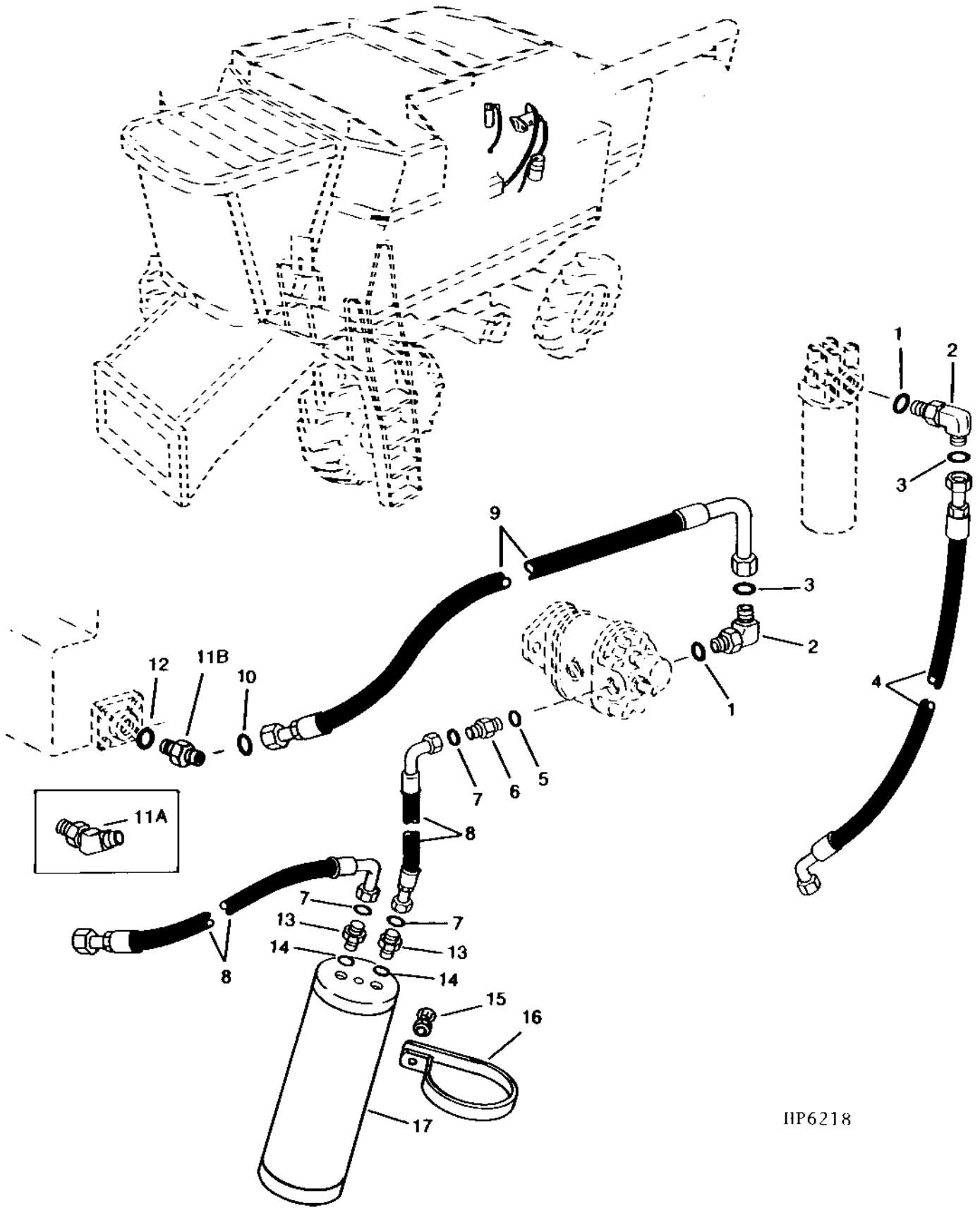
### PARKING BRAKE PEDAL AND SEAL - CONTINUED (640301- )

KEY	PART NO.	PART NAME	QTY	SERIAL NO.	REMARKS
1	H145847	ISOLATOR	1		
2	AH146492	ARM	1	(SUB FOR AH135695)	
3	34M7124	SPRING PIN	1	8 X 30 MM	
4	34M7116	SPRING PIN	1	3 X 24 MM	
5	H140595	FRAME	1		
6	28H1633	BUSHING	2	9.246 X 13.716 X 39.675 MM (0.364" X 0.540" X 1-9/16")	
7	H140620	PEDAL	1		
8	H140746	RATCHET	1		
9	H140747	PAWL	1		
10	AH140605	SWITCH	1	(SUB FOR AH123025)	
11	H140692	SCREW	1	M8 X 30	
12	H140708	PIN	1	20 X 92 MM (0.787" X 3.622")	
13	H146327	PLATE	1	(SUB FOR H141246)	
14	H110232	WASHER	1	10.310 X 22.600 X 1.500 MM (0.406" X 0.890" X 0.059")	
15	R60730	SPRING	1		
16	H141069	HOOK	1		
17	19M7801	SCREW	2	M8 X 60	
18	H124258	SPRING	1		
19	H140715	BOLT	1	M8 X 40	
20	H140712	BOLT	1	M10 X 67	
21	H140691	PLATE	1		
22	19M7867	SCREW	1	M8 X 25	
23	M43649	PIN	1	9.525 X 48.260 MM (3/8" X 1.900")	
24	11M7081	COTTER PIN	4	2.500 X 20 MM	
25	RV702A	PIN	5	9.525 X 28.575 MM (3/8" X 1-1/8")	
26	H109716	PIN	3	8 X 69.850 MM (0.315" X 2-3/4")	
27	H140694	BALANCER	2		
28	H140695	LINK	2		
29	H140696	LINK	2		
30	H140713	CLEVIS	1		
31	H104075	SPRING	1		
32	H105005	BUSHING	2		
33	24H1375	WASHER	2	17.475 X 28.575 X 1.524 MM (11/16" X 1-1/8" X 0.060")	
34	H141422	SEAL	1		
35	24M7207	WASHER	2	8.400 X 24 X 2 MM	
36	E64256	LOCK NUT	2	M8	

# 4H9

## HYDRAULIC STEERING HOSES, UPPER AND ATTENUATOR

HP6218 -UN-04JAN96



HP6218

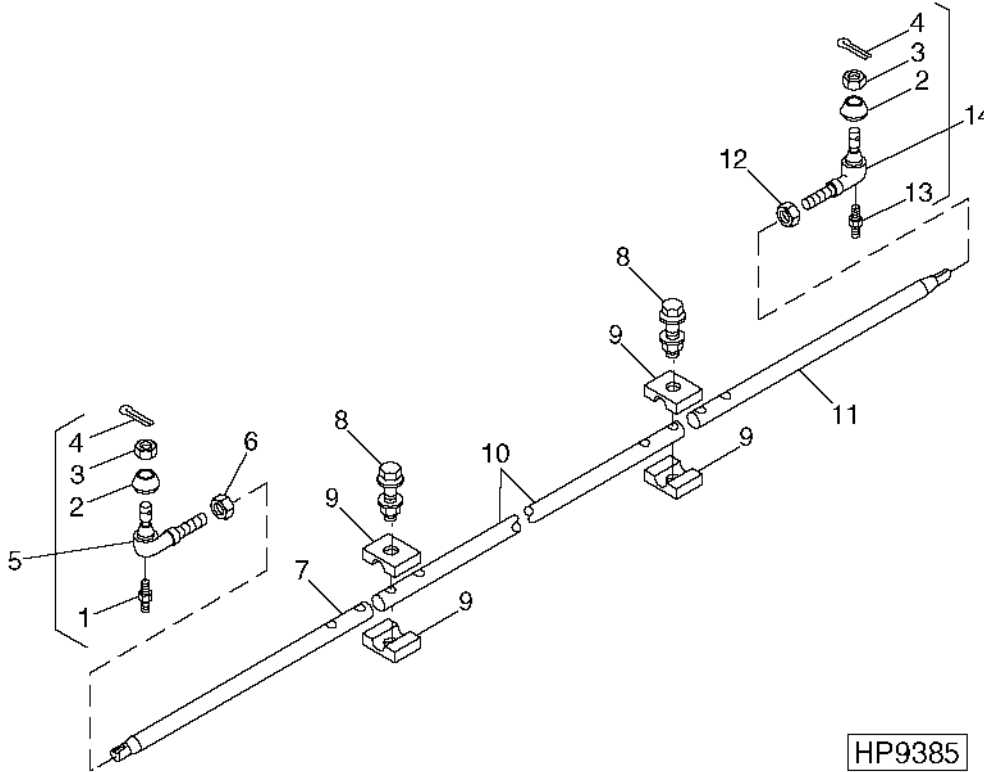
# 4H22

## STEERING AND BRAKES

### STEERING LINES AND HOSES, REAR - CONTINUED (DUAL CYLINDER)

KEY	PART NO.	PART NAME	QTY	SERIAL NO.	REMARKS
1	R26448	O-RING	4		11.887 X 1.981 MM (0.468" X 5/64")
2	38H1004	ELBOW FITTING	2		
3	T77613	O-RING	7		9.246 X 1.778 MM (0.364" X 0.070")
4	38H1160	ADAPTER	2		
5	H121168	PLATE	2		
6	H135156	CLAMP	4		
7	03M7280	BOLT	2	M6 X 45	
	14M7303	FLANGE NUT	2	M6	
8	AH130890	HYDRAULIC HOSE	2		9/16" X 2 452 MM (96-1/2") X 11/16"
9	AH130119	HYDRAULIC HOSE	2		
10	37M7092	SCREW	2	M8 X 16	
11	AH97280	CLIP	2		
12	T77814	O-RING	2		7.645 X 1.778 MM (0.301" X 0.070")
13	19M8317	SCREW	2	M8 X 40	
	14M7298	FLANGE NUT	2	M8	
14	H121163	COVER	2		
15	H128515	CLAMP	4		
16	AH120871	OIL LINE	1	(RIGHT)	
17	AH120875	OIL LINE	1	(LEFT)	
18	24M7114	WASHER	1	19 X 30 X 4 MM	
19	T81029	NUT	1	17.475 MM (11/16")	

**STEERING TIE RODS  
(FIXED REAR AXLE)  
(4-WHEEL DRIVE)**  
HP9385 -UN-03DEC99



KEY	PART NO.	PART NAME	QTY	SERIAL NO.	REMARKS
1	JD7797	LUBRICATION FITTING	1		
2	R78027	COVER	2		(TRW ONLY)
3	14H902	NUT	2		3/4"
4	11M7092	COTTER PIN	2		3.200 X 40 MM
5	RE12326	TIE ROD END	1		(L.H.THREAD)
6	R78026	NUT	1		28.575 MM (1-1/8") (L.H.)
7	H136335	TUBE	1		(L.H.)
8	19M7820	SCREW	4		M12 X 100
	14M7401	LOCK NUT	4		M12
9	H139807	CLAMP	8		(SUB FOR H134550)
10	H140382	TUBE	1		(SUB FOR H130225)
11	H136334	TUBE	1		(R.H.)
12	R78025	LOCK NUT	1		28.575 MM (1-1/8") (R.H.)
13	JD7806	LUBRICATION FITTING	1	-641842	90° X 19.050 MM LONG (3/4" LONG)
	JD7788	LUBRICATION FITTING	1	641843-	45° X 20.574 MM LONG (0.810" LONG)
14	RE12325	TIE ROD END	1		(R.H.THREAD)

# 5C4

HYDRAULICS

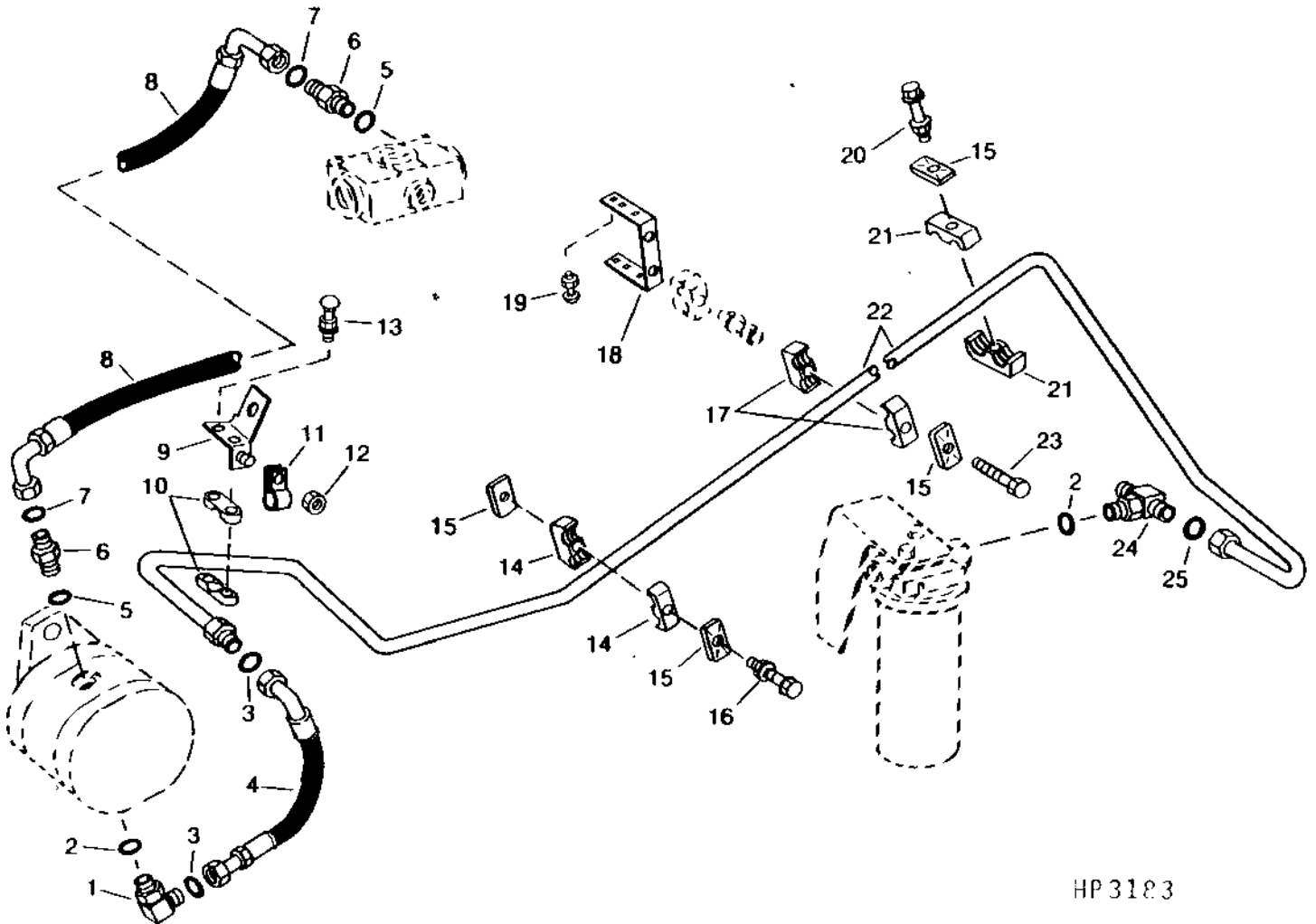
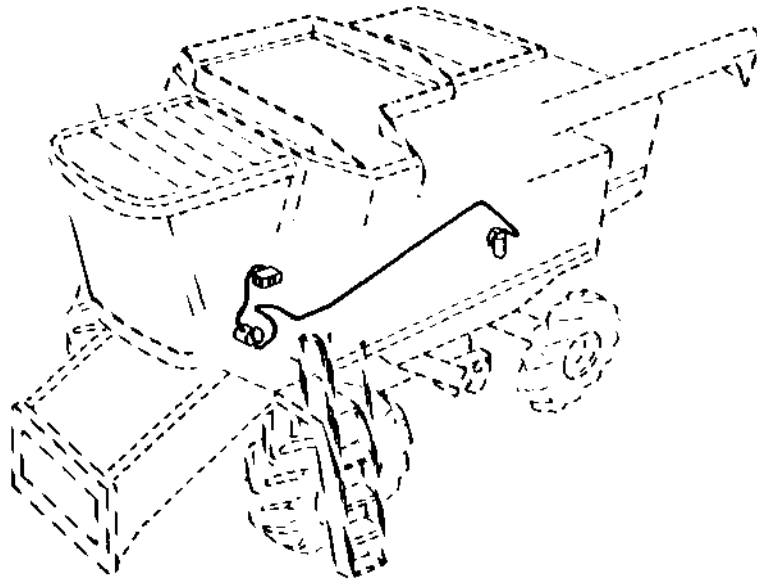
**CHAFF SPREADER MOTOR (TRW ROSS) - CONTINUED**  
( -656146)

KEY	PART NO.	PART NAME	QTY	SERIAL NO.	REMARKS
1	AH127887	MOTOR	1		
2	AH131089	SEAL KIT	1		
3	26H22	SHAFT KEY	1		6.350 X 25.400 MM (1/4" X 1") WOODRUFF

# 5C17

HYDRAULICS

REEL PUMP HYDRAULIC LINES AND HOSES  
HP3183 -UN-01JAN94



HP3183

# 5D6

HYDRAULICS

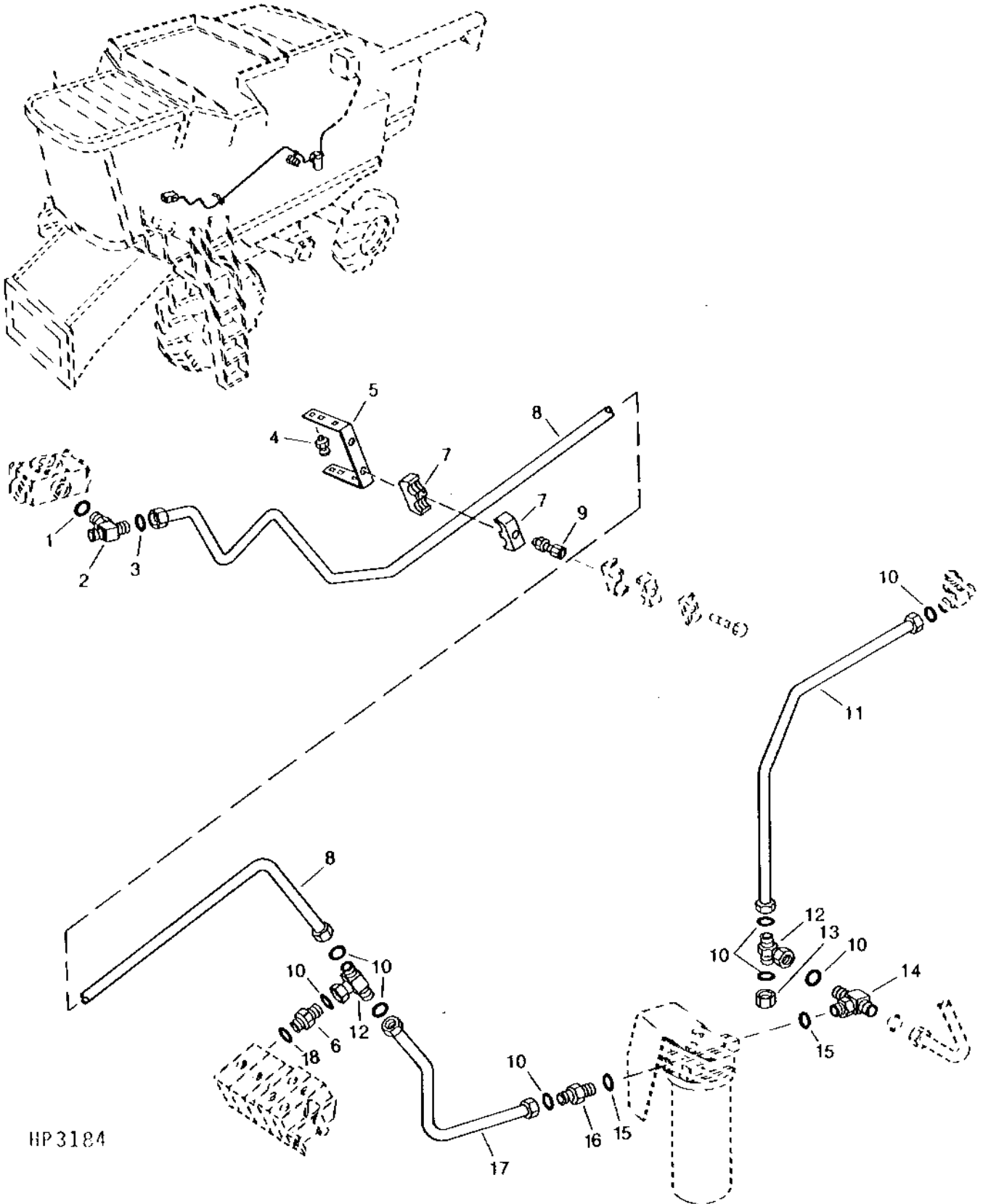
**CONTOUR MASTER HYDRAULIC HOSES, L.H. SIDE (OPTIONAL) - CONTINUED**  
**(660301- )**

KEY	PART NO.	PART NAME	QTY	SERIAL NO.	REMARKS
1	AH143682	HYDRAULIC HOSE	2		
2	AH97280	CLIP	AR		
3	14M7298	FLANGE NUT	AR		M8
4	H127589	CLAMP	2	-660857	
5	19M8318	SCREW	1	-660857	M8 X 45
6A	03M7184	BOLT	1	-660857	M8 X 20
6B	03M7185	BOLT	1	660858-	M8 X 25
7	T77613	O-RING	2		9.246 X 1.778 MM (0.364" X 0.070") CONNECT HOSE TO PISTON END OF CYLINDER
8	T77814	O-RING	2		7.645 X 1.778 MM (0.301" X 0.070") CONNECT HOSE TO ROD END OF CYLINDER
9	38H1445	ADAPTER	1		TO BOTTOM PORT OF VALVE
10	38H1171	ADAPTER	1		TO TOP PORT OF VALVE
11	R26375	O-RING	2		16.358 X 2.210 MM (0.644" X 0.087")
12	R44302	TIE BAND	1	660858-	171 MM (6-3/4")
13	37M7084	SCREW	1	660858-	M8 X 25
14	AH77869	CLIP	1		

# 5D18

HYDRAULICS

HYDRAULIC RETURN LINES  
HP3184 -UN-01JAN94



HP3184

CLICK HERE TO **DOWNLOAD** THE COMPLETE MANUAL

- Thank you very much for reading the preview of the manual.
- You can download the complete manual from: [www.heydownloads.com](http://www.heydownloads.com) by clicking the link below



- Please note: If there is no response to CLICKING the link, please download this PDF first and then click on it.

CLICK HERE TO **DOWNLOAD** THE COMPLETE MANUAL

MEMORANDA

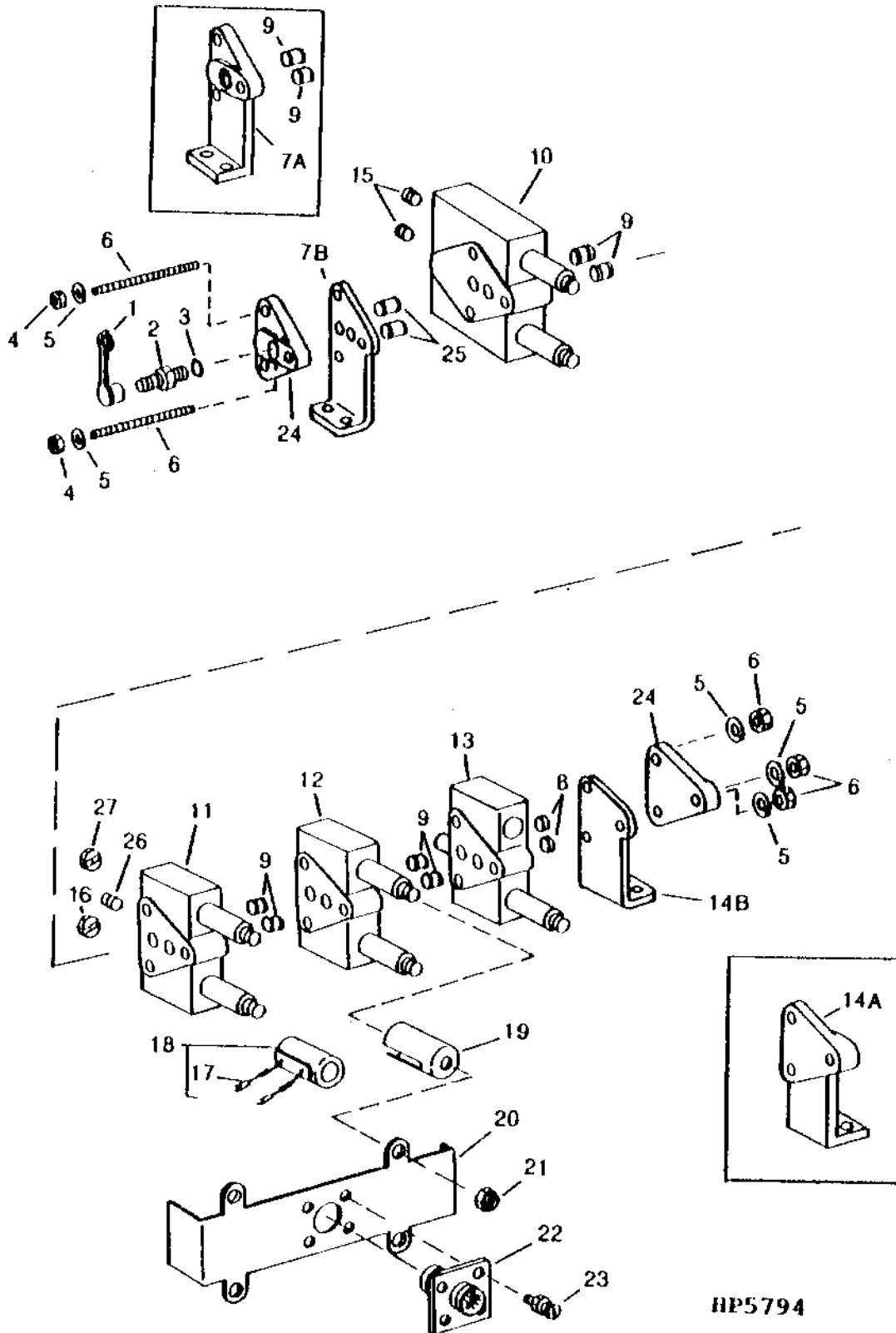
# 5E17

HYDRAULICS

## SOLENOID CONTROL VALVE MODULE ASSEMBLY AND MOUNTINGS

### FOUR STACK

HP5794 -UN-01JAN94



HP5794

# 5F4

HYDRAULICS

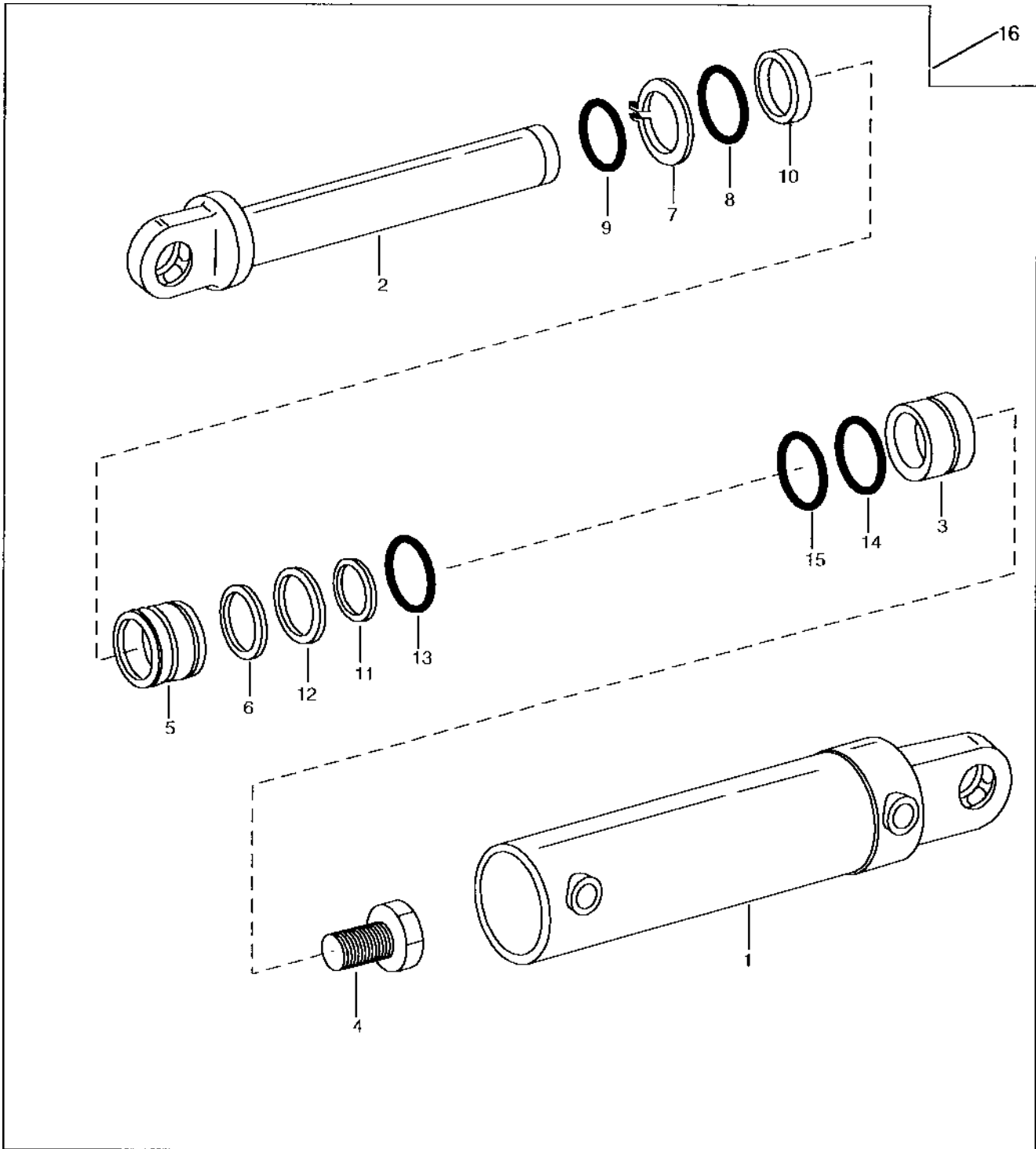
## REEL HYDRAULIC PUMP SEAL KIT - CONTINUED

KEY	PART NO.	PART NAME	QTY	SERIAL NO.	REMARKS
1	M41029	SNAP RING	1		
2	AH131842	SEAL	1		
3	M48869	WASHER	1		19.215 X 25.337 X 0.813 MM (0.757" X 0.998" X 0.032")
4	.....	SEAL	1		
5	.....	GASKET	1		
6	.....	GASKET	1		
7	.....	WEAR PLATE	1		
8	H80821	O-RING	2		75.921 X 1.778 MM (2.989" X 0.070")
9	AH131176	SEAL KIT	1		

# 5F17

## TILT CYLINDER - CONTOUR MASTER

(660301- )  
HP5972 -UN-26JUN95



HP5972

# 5G6

HYDRAULICS

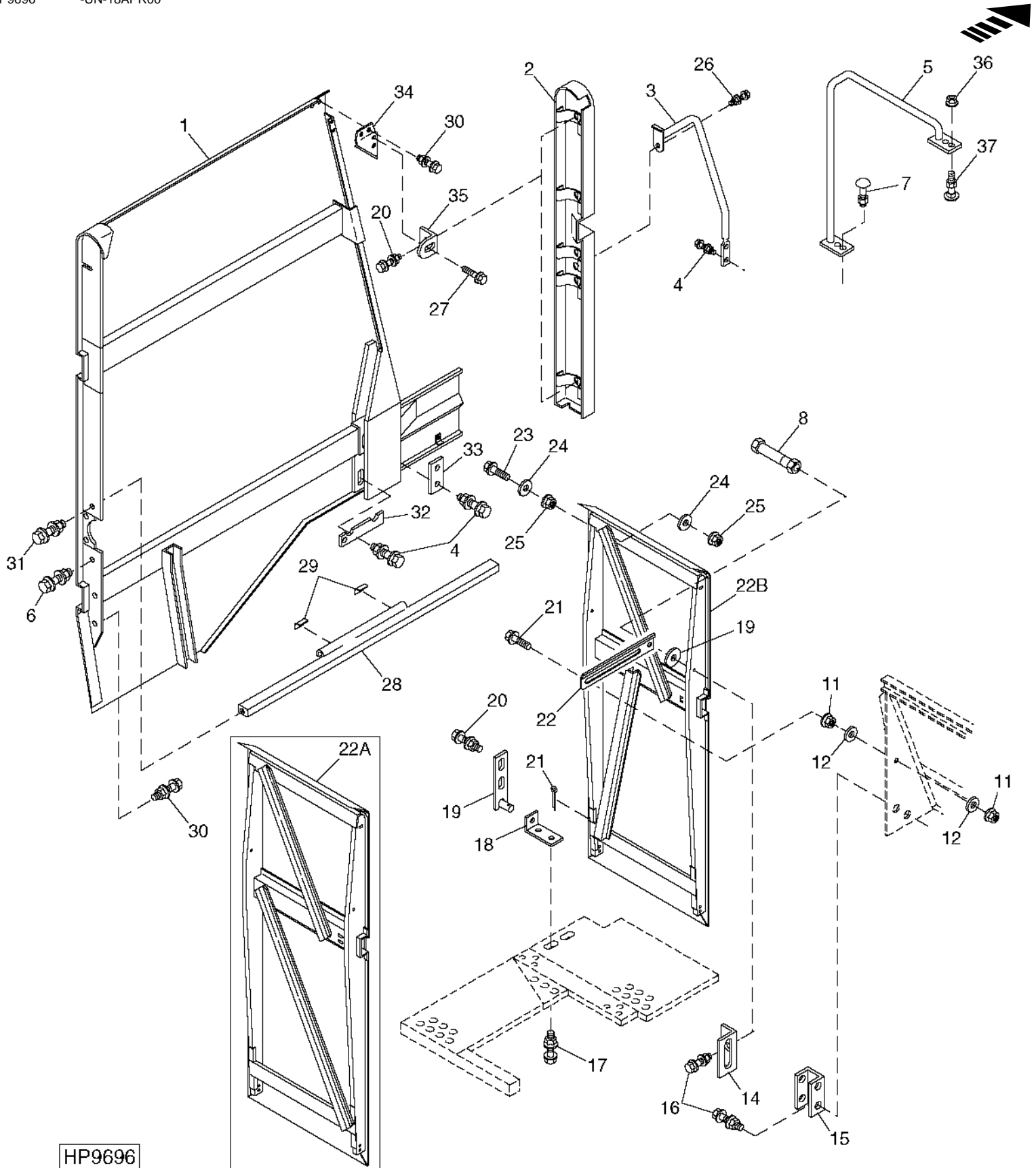
## ENGINE GEARCASE OIL FILTER ASSEMBLY - CONTINUED

KEY	PART NO.	PART NAME	QTY	SERIAL NO.	REMARKS
1	.....	PLUG	1		
2	R26906	O-RING	1		19.177 X 2.464 MM (0.755" X 0.097")
3	.....	SPRING	1		
4	.....	PISTON	1		
5	AH128451	VALVE	1		
6	14H631	NUT	1		0.190"
7	12H295	LOCK WASHER	1		0.190"
8	.....	SENDER	1		
9	R26448	O-RING	1		11.887 X 1.981 MM (0.468" X 5/64")
10	AH128450	TOUCH SWITCH	1		
11	AH128449	HYDRAULIC FILTER	1		
12	AH139434	HYDRAULIC FILTER	1		
13	AH128448	HYDRAULIC FILTER	1	-651924	WET CLUTCH, (SUB AH139434 AND AH128449)
	AH139434	HYDRAULIC FILTER	1		
	AH128449	HYDRAULIC FILTER	1		
14	H133675	BRACKET	1		
15	19M7784	SCREW	4		M10 X 20

# 5G20

SEPARATOR SHELL

ENGINE ACCESS DOOR, HANDRAILS, AND RADIATOR DOOR  
HP9696 -UN-18APR00



HP9696

# 5H8

SEPARATOR SHELL

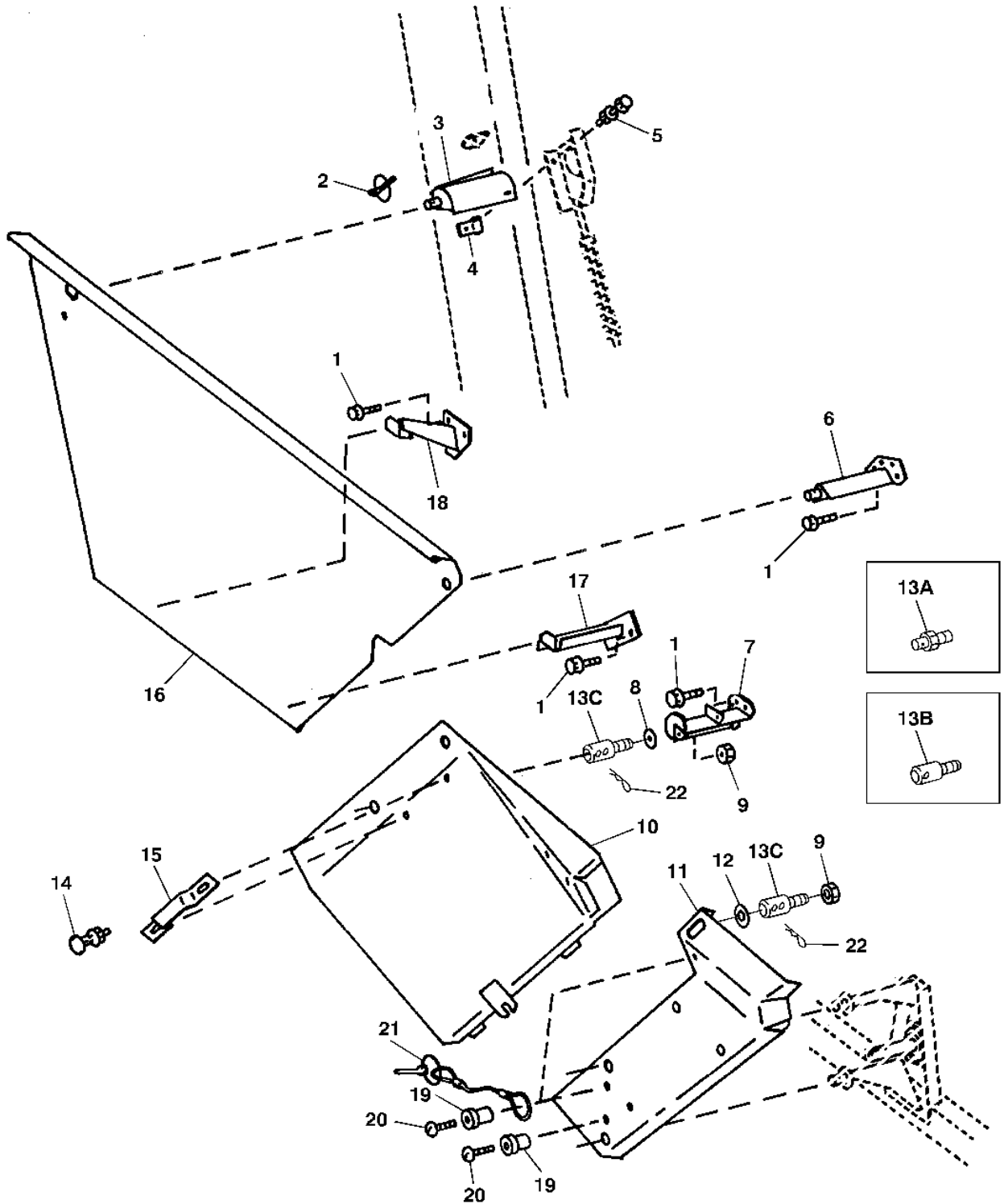
ENGINE COMPARTMENT (640301- ) - CONTINUED

KEY	PART NO.	PART NAME	QTY	SERIAL NO.	REMARKS
1	H131526	ANGLE	2		
2	19M7865	SCREW	7	M8 X 16	
	14M7298	FLANGE NUT	7	M8	
	14M7298	FLANGE NUT	2	M8	
3	H134103	CHANNEL	1		
4	H134108	GUSSET	1		
5	21M7243	WING SCREW	1	-22AP96	M8 X 16
	19M7865	SCREW	1		M8 X 16
6	H135148	HALF CLAMP	1		
7	AH164363	FRAME	1		(SUB FOR AH130462, AH147478, AH149858 AND AH154641)
	H161354	COVER	1		
8	37M7058	SCREW	16	M8 X 20	
9	H150318	SHEET	1	(SUB FOR H127090)	
10	AH122244	ISOLATOR	1		
11	H130057	PIN	1		12 X 1 660 MM (0.472" X 65.354") (SUB FOR H134464) CUT TO FIT
12	AH130506	DOOR	1		
13	H131743	MAT	2		
14	H134506	HINGE	1		
15	H165585	SUPPORT	1		(SUB FOR H137261)
16	H135393	STRAP	1		
17	19M7805	SCREW	4	M10 X 45	
	14M7296	FLANGE NUT	4	M10	
18	03M7183	BOLT	2	M8 X 16	
19	AH130178	PANEL	1	LOWER REAR	
20	H135392	STRAP	1		
21	H165587	SUPPORT	1		(SUB FOR H140225)
22	19M7866	SCREW	2	M8 X 20	
	14M7298	FLANGE NUT	2	M8	
23	H134107	GUSSET	1		
24	H135245	HOOK	1		
25	H134105	GUSSET	1		
26	19M7867	SCREW	2	M8 X 25	
	14M7298	FLANGE NUT	2	M8	
27	H136015	MAT	1	28APR7-	
28	H136014	MAT	1	28APR7-	

# 5H21

SEPARATOR SHELL

MUD AND FAN DRIVE SHIELDS (L.H. SIDE)  
HP6527 -UN-23AUG96



HP6527

# 5110

SEPARATOR SHELL

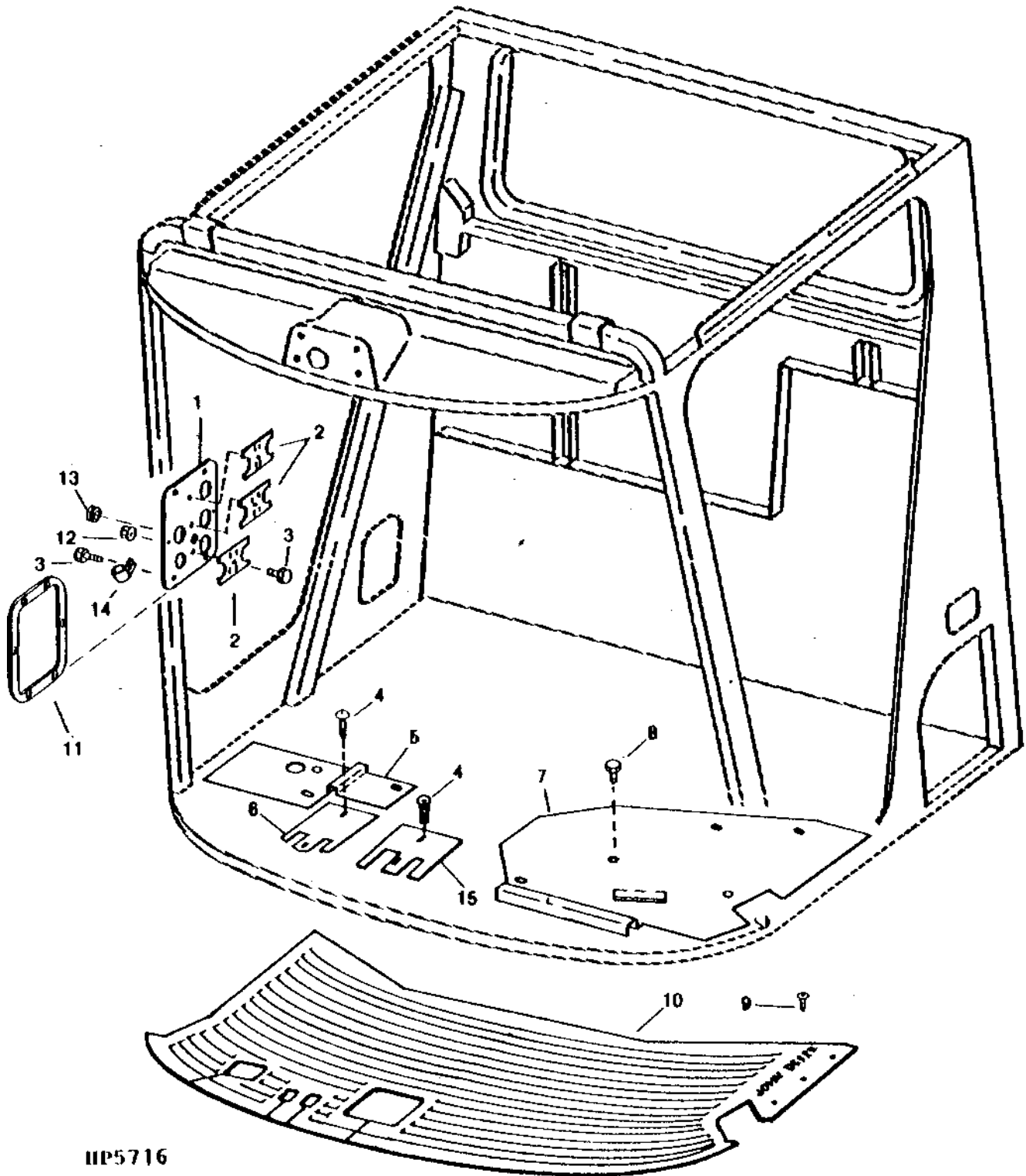
L.H. FRONT CORNER SHEET AND DOOR - CONTINUED

KEY	PART NO.	PART NAME	QTY	SERIAL NO.	REMARKS
1	AH125641	DOOR	1		
2	AH125640	PANEL	1	-645306	
	AH141743	PANEL	1	645307-	
3	AH125642	ANGLE	1	-667002	
	H130364	ANGLE	1	667003-	
4	19M7865	SCREW	9		M8 X 16
5	14M7298	FLANGE NUT	10		M8
6	H130363	BRACKET	1		
7	AH130393	SWAY CHAIN	2	-650300	(SUB AN152995)
	AN152995	LINK CHAIN	2	-661672	
	AH146041	SAFETY CHAIN	2	661673-	34 LINKS
8	H131628	BRACKET	1		
9	19M7775	SCREW	1		M6 X 16
10	14M7303	FLANGE NUT	1		M6
11	H134306	TUBE	2	-657801	(SUB AH145703)
	AH145703	SAFETY CHAIN	2	-660300	(SUB AH146041)
	AH146041	SAFETY CHAIN	2		
12	B32630	SPRING LOCKING PIN	2		
13	03M7183	BOLT	4		M8 X 16
14	H120499	NUT	2		6 MM (0.236")
15	H121391	KNOB	1		
16	H64584	RIVET	1		3.175 MM (1/8")
17	AH125644	LATCH	1		
18	H130362	ANGLE	1		

# 6B20

OPERATOR'S STATION

CAB PANELS AND FLOOR MAT  
HP5716 -UN-01JAN94



HP5716

## CAB FRAME AND SUPPORT - CONTINUED

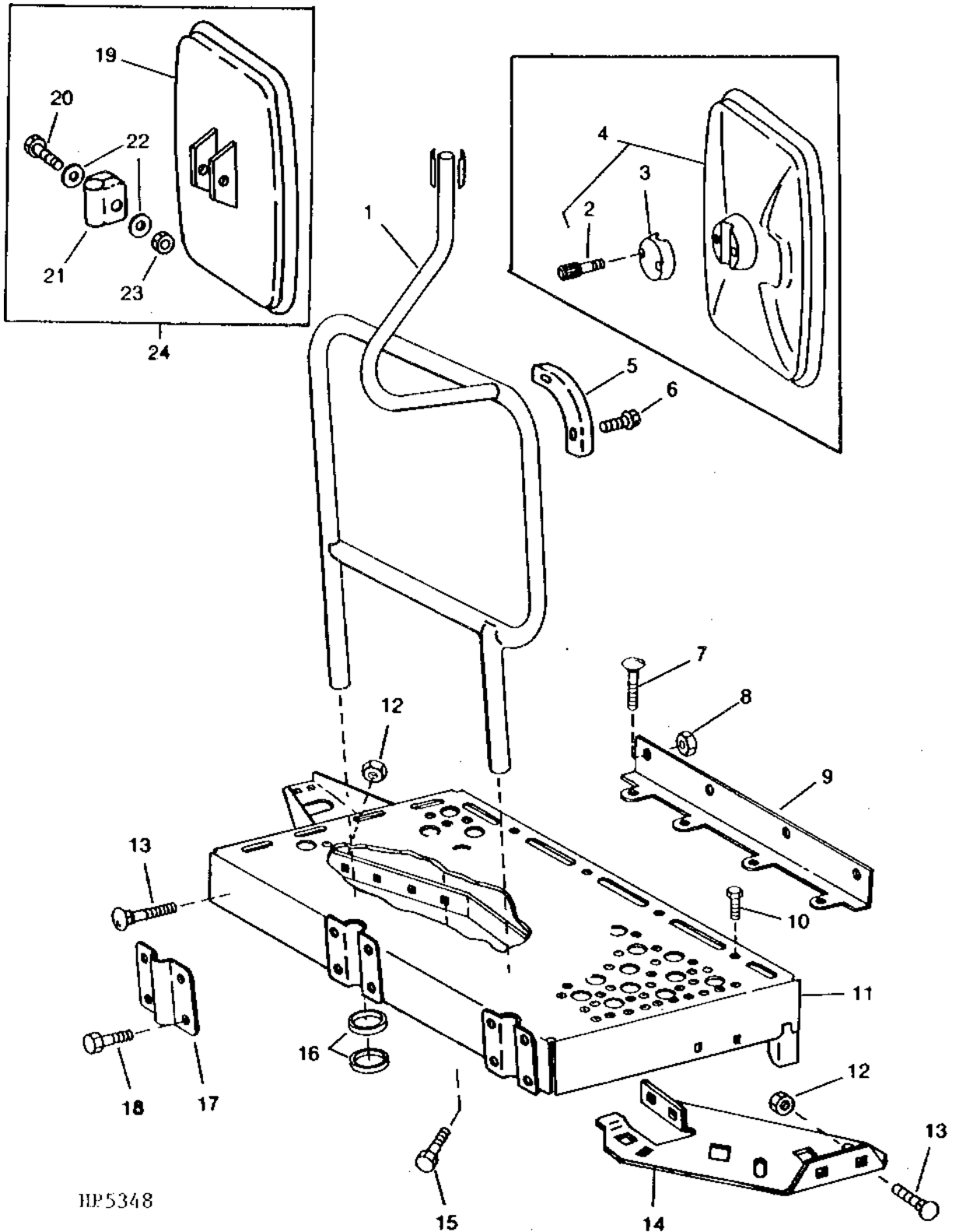
KEY	PART NO.	PART NAME	QTY	SERIAL NO.	REMARKS
1	.....	CAB	1		
2	19M7268	CAP SCREW	2	-650401	M12 X 25 (GOES THRU ISOLATION (CAB) MOUNT)
3	24M7103	WASHER	6		17.500 X 56 X 5 MM
4	AH108299	RUBBER MOUNT	4		
5	19M7788	SCREW	8		M12 X 25
6	14M7299	FLANGE NUT	8		M12
7	AH130915	SUPPORT	1		
8	19M7789	SCREW	4		M12 X 30
9	14M7299	FLANGE NUT	4		M12
10	19M7785	SCREW	3	645642-	M10 X 25, TOP R.H. AND BOTTOM HOLES
11	14M7296	FLANGE NUT	3		M10
12	19M7784	SCREW	1		M10 X 20, TOP L.H. HOLE
13	AH130594	STEP	1		L.H.
14	19M7546	CAP SCREW	2	650401-	M16 X 150
15	H96690	SPACER	2		16.662 X 31.750 X 28.956 MM
16	37M7058	SCREW	3		M8 X 20
17	24M7207	WASHER	3		8.400 X 24 X 2 MM
18	H98111	NUT	8		4.826 MM, (USE WITH H149480)
19	H136158	LABEL	1	-657900	(SUB H149480) (USE WITH H98111)
	H149480	LABEL	1		(USE WITH H98111)
20	H127679	SHIELD	1	-635301	(SUB AH132148)
	AH132148	SHIELD	1		
21A	AH150441	HANDLE	1		(SUB AH162746)
21B	AH162746	HANDLE	1		
22	H162748	SCREW	1		

# 6C21

OPERATOR'S STATION

## CAB LANDING AND MIRROR (L.H.)

(650301- )  
HP5348 -UN-01JAN94



HP5348

## SEAT SHROUDS AND PASSENGER SEAT - CONTINUED

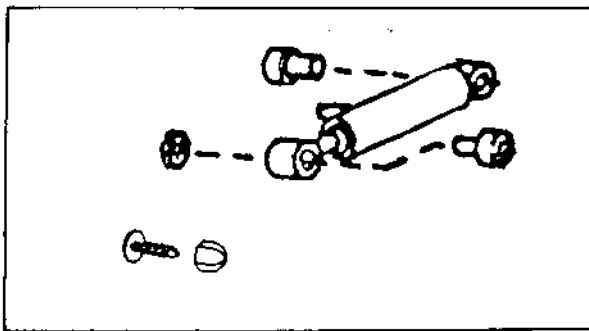
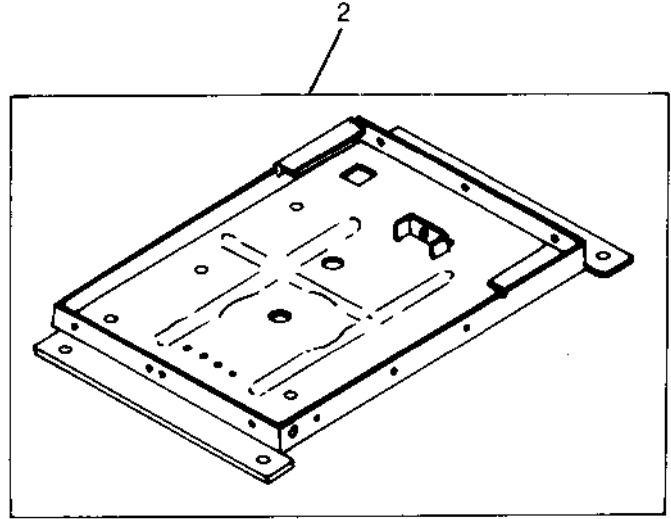
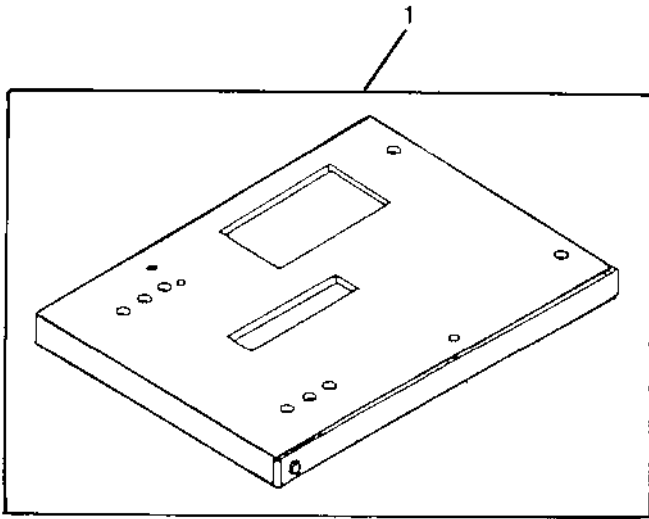
KEY	PART NO.	PART NAME	QTY	SERIAL NO.	REMARKS
1	AH134724	BOX	1		
2	AH131403	CONSOLE	1	-660300	(SUB AH145673)
	AH145673	CONSOLE	1	660301-667091	
	AH147537	CONSOLE	1	667092-4AUG97	(SUB AH148959)
	AH148959	ASSEMBLY LINE PARTS	1	-4AUG97	(SERVICE ONLY)
	AH161929	CONSOLE	1	28SEP8-	
3	H165691	SCREW	10		M6 X 20, (SUB FOR H131591 OR H168780)
4	H116359	PAN	1	-29SEP7	
	H162048	CONTAINER	1	29SEP7-28SEP8	
	H168436	PAN	1	28SEP8-	
5	H125459	COVER	1	-667958	(SERVICE ONLY)
6	19M8331	CAP SCREW	12	-640300	
	19M8331	CAP SCREW	8	640301-	
7	AH108389	SEAT	1	-667091	
	AH147066	SEAT	1	667092-	
8	AH108388	SEAT	1	-638004	
	AH138111	SEAT	1	638005-	
9	AH125541	BRACKET	1	-646121	(NO LONGER AVAILABLE)
10	H123740	STUD	6	-17JUN	
	H150455	STUD	6		
11	14M7296	FLANGE NUT	4		M10
12	H132451	CAP SCREW	3		M6 X 50
13	H137823	PANEL	1		FEEDER HOUSE REVERSER DECAL - FORWARD, REVERSE
14	H161091	BEZEL	1	4AUG97-	
..	AH138666	CUSHION	1		INCLUDES AH138111 AND INSTRUCTIONS FOR INSTALLATION ON PRE- 1991 MACHINES NO LONGER AVAILABLE
..	<b>BH78343</b>	<b>COMPLETE GOODS/SHIP. BUNDLE</b>	<b>1</b>		<b>PASSENGER SEAT</b>

# 6D21

OPERATOR'S STATION

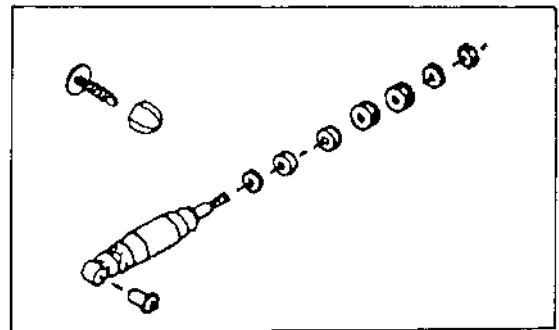
## AIR SEAT SUSPENSION KITS

(665301- )  
HP6191 -UN-08OCT97



HP6191

3



4

# 6E10

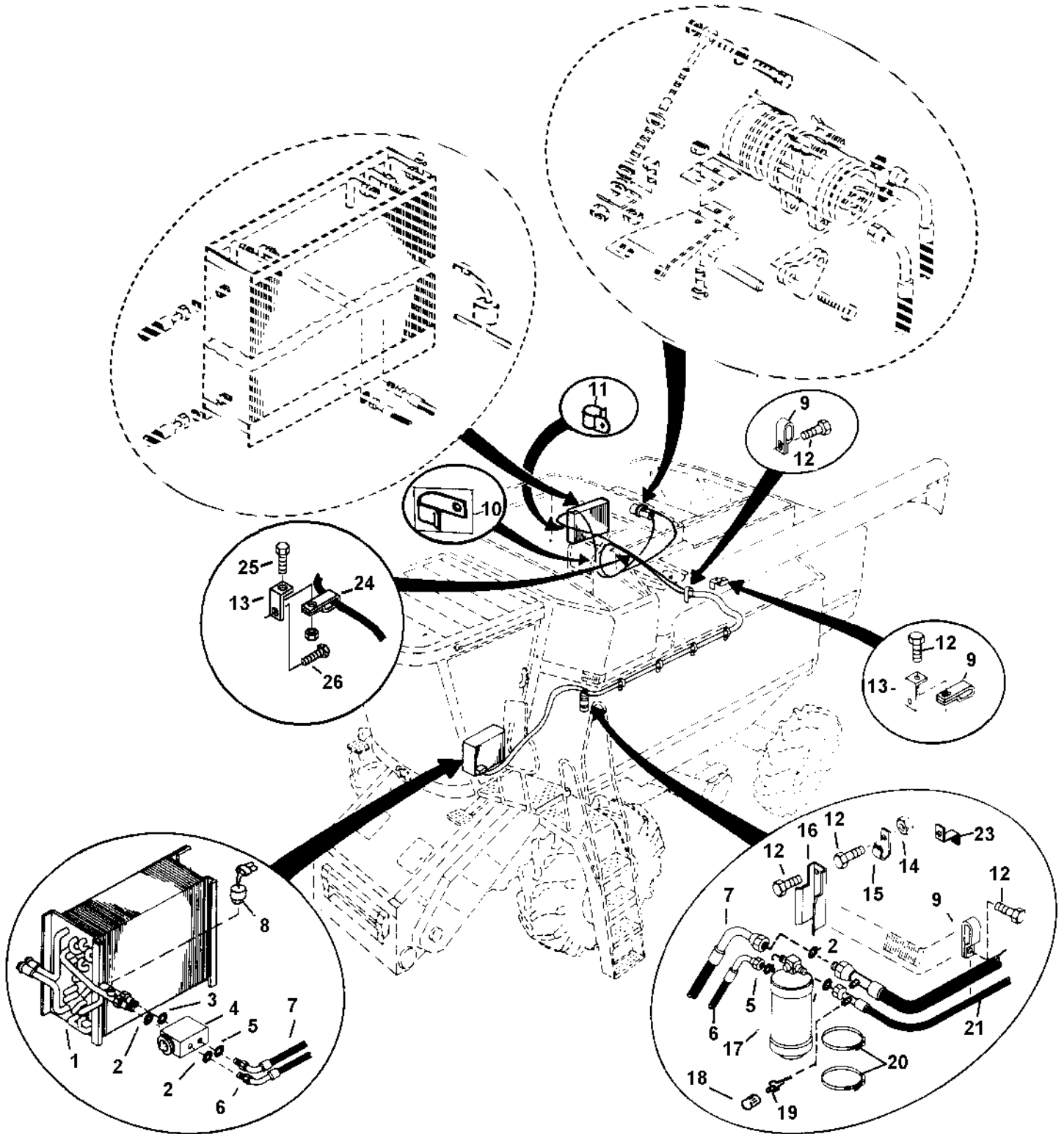
OPERATOR'S STATION

ARMREST ADJUSTING MECHANISM (R.H.) -CONTINUED  
(640301 - )

KEY	PART NO.	PART NAME	QTY	SERIAL NO.	REMARKS
1	H137854	SUPPORT	1		
2	H96455	BUSHING	2		
3	H137858	WASHER	4		11 X 34 X 3 MM (0.433" X 1.339" X 0.118")
4	H137856	SPACER	2		12.522 X 17.145 X 129 MM (0.493" X 0.675" X 5.118")
5	H137857	BOLT	2		M10 X 170
	H137859	FLANGE NUT	2		M10
6	H137855	SUPPORT	1		
7	37M7165	SCREW	3		(SUB FOR 37M7155)
8	H143439	COVER	1		
9	19M8331	CAP SCREW	2		M8 X 20
10	19M8330	SCREW	1		M8 X 35
11	24M7207	WASHER	3		8.400 X 24 X 2 MM (0.331" X 0.945" X 0.079")

# 6E22

AIR CONDITIONING SYSTEM  
HP7317 -UN-22DEC97

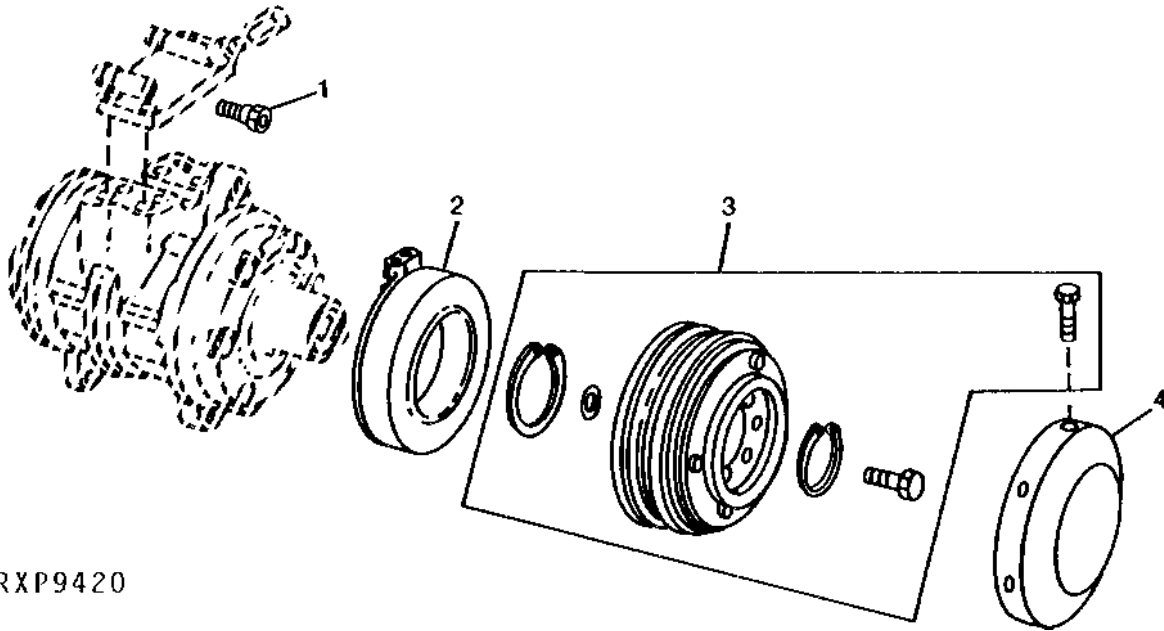


HP7317

# 6F9

## COMPRESSOR CLUTCH AND SERVICE VALVES (FOR R134A REFRIGERANT)

(650301- )  
RXP9420 -UN-01JAN94



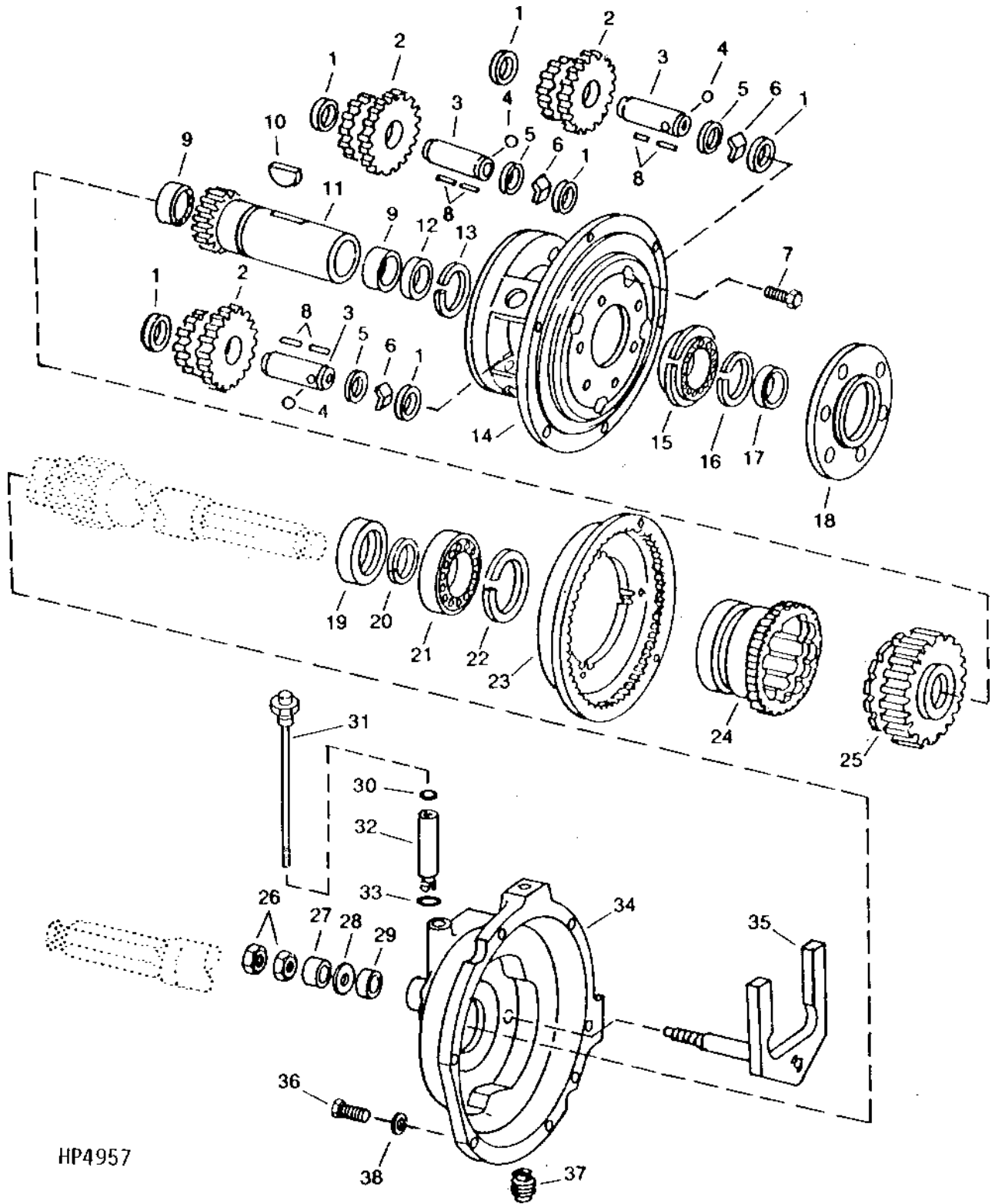
RXP9420

KEY	PART NO.	PART NAME	QTY	SERIAL NO.	REMARKS
1	RE52506	VALVE	1	(WITH O-RING)	
2	RE52510	STATOR	1		
3	RE53408	KIT	4	CLUTCH	
4	R115743	COVER	1		

# 6F22

FEEDER HOUSE

REVERSER GEAR BOX  
HP4957 -UN-01JAN94



HP4957

**FEEDER HOUSE DRIVE SHIELDS AND SAFETY STOP - CONTOUR MASTER - CONTINUED**  
**(660301-661261)**

KEY	PART NO.	PART NAME	QTY	SERIAL NO.	REMARKS
1	AH156375	SHIELD	1		(SUB FOR AH145631, AH146197 AND AH151598) R.H.
2	AH156374	SHIELD	1		(SUB FOR AH145580, AH146198 AND AH149088) L.H.
3	AH134826	SHIELD	1		
4	AH144030	STOP	1		
5	14M7298	FLANGE NUT	8		M8
6	H150055	SUPPORT	1		
7	03M7183	BOLT	2		M8 X 16
8	H150454	SNAP RING	1	-660435	(SUB 40M7058)
	40M7058	SNAP RING	1		
9	H150054	BUSHING	2		
10	H140122	CLIP	2		
11	03M7184	BOLT	6	-670300	M8 X 20
	03M7183	BOLT	6		M8 X 16
12	19M7785	SCREW	1	-670300	M10 X 25
	19M7784	SCREW	1		M10 X 20
13	H134085	BRACKET	1		
14	14M7296	FLANGE NUT	4		M10
15	03M7191	BOLT	1		
16	H127781	SPRING	1		
17	AH136358	RETAINER	1	-29SEP7	
18	03M7190	BOLT	2		M10 X 20
19	M72598	QUICK LOCK PIN	4	-660300	
20	H146766	POWERSHAFT SHIELD	1		R.H.
21	21M7125	SCREW	3		M8 X 25
22	14M7298	FLANGE NUT	4		M8
23	AH135290	QUICK LOCK PIN	3		
24	H137939	LABEL	1		(HARNESS AND HOSE STORAGE)
25	H126397	LABEL	1		(VARIABLE SPEED DRIVE)
26	03M7186	BOLT	2		M8 X 30
27	AH134121	CABLE	1		(INCLUDES R73290)
28	21M7125	SCREW	2		M8 X 25
29	M93425	SPACER	2		
30	H150335	SHIELD	2	-661261	(SUB H151757)
	H151757	SHIELD	2		
31	14M7020	WING NUT	2		M8
32	19M7396	CAP SCREW	4		M16 X 45
33	H149063	LABEL	2		"DANGER"
34	H150434	LABEL	2		(LUBE)

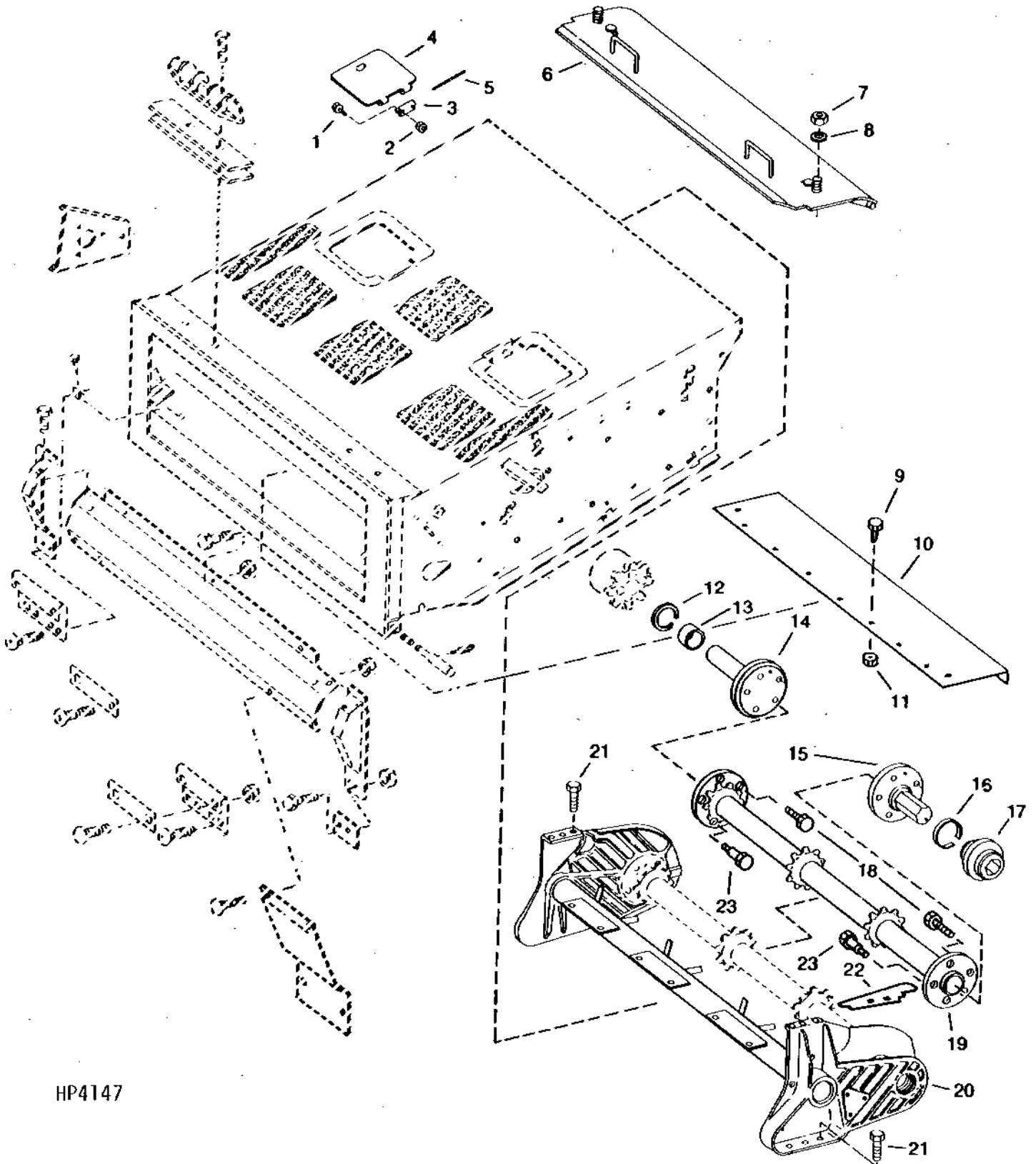
# 6G21

FEEDER HOUSE

## FEEDER HOUSE UPPER SHAFT

(-645300)

HP4147 -UN-01JAN94



HP4147

# 6H10

FEEDER HOUSE

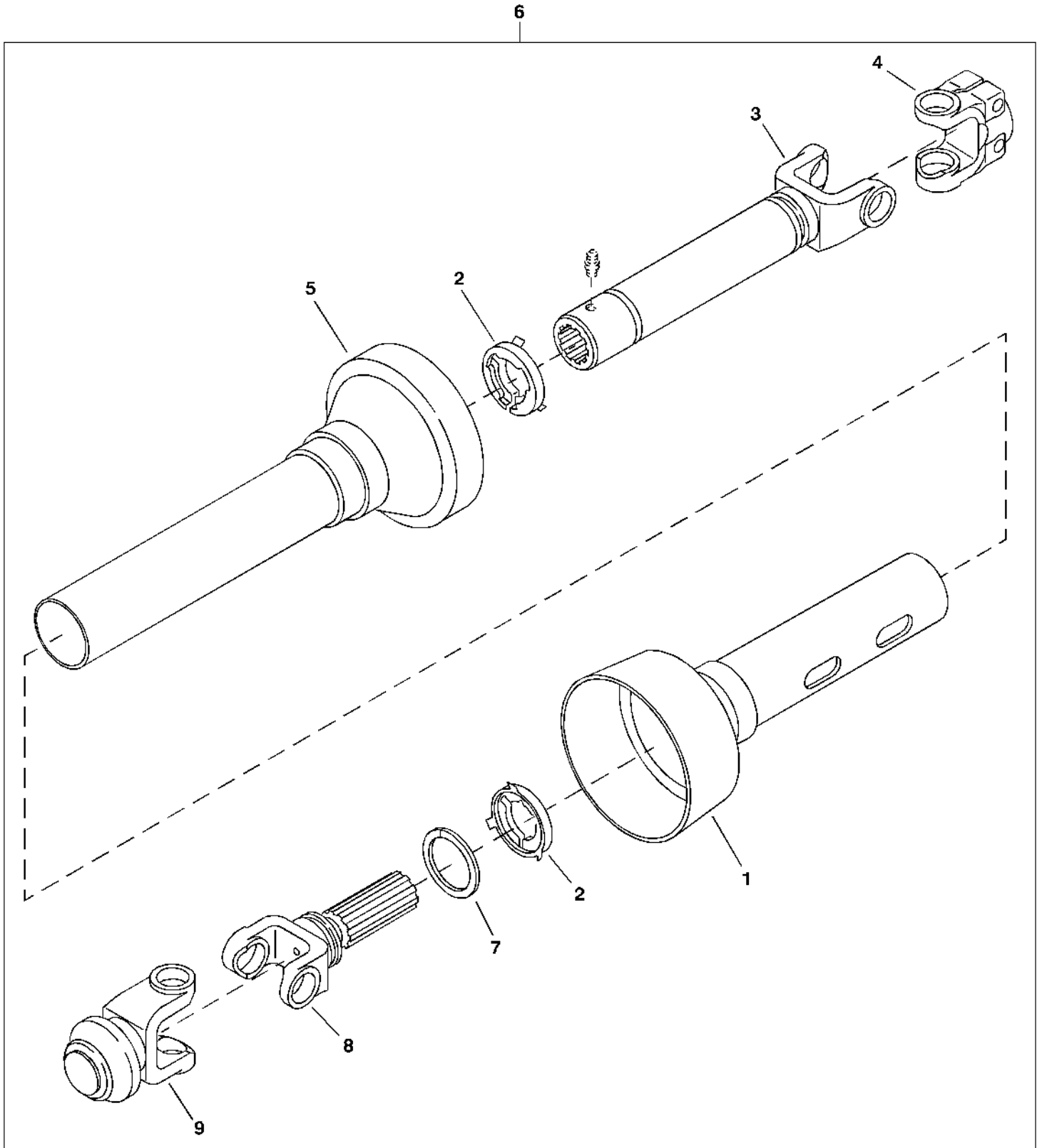
FEEDER HOUSE SLIP CLUTCH - CONTINUED

KEY	PART NO.	PART NAME	QTY	SERIAL NO.	REMARKS
1	14M7299	FLANGE NUT	4		M12
2	H119710	PLANET PINION CARRIER	1		
3	A31870	LOCK NUT	1	-642300	M20
	A31871	LOCK NUT	1	642301-	
4	14M7300	FLANGE NUT	1	-642300	M20
	14M7278	NUT	1	642301-	M24
5	24M7242	WASHER	1	-642300	21.400 X 42 X 5 MM
	R90521	WASHER	1	642301-	24.500 X 37 X 6.200 MM (0.965" X 1.457" X 0.244")
6	H129659	SPACER	1		30.140 X 38.100 X 48 MM (1.187" X 1-1/2" X 1.890")
7	H102497	SPRING	1	-636454	
	H109855	SPRING	1	636455-	
8	H101677	JAW	1		
9	H105590	HUB	1		
10	H99303	WASHER	1		46.736 X 90.424 X 3.404 MM (1.840" X 3.560" X 0.134")
11	H119709	CHAIN SPROCKET	1		
12	H105584	BUSHING	1		
13	03M7200	BOLT	4		M12 X 40
14	H130571	SPACER	1	-642112	
15	40M7090	SNAP RING	1	-642300	
16	AH109788	ROLLER BEARING	1	-642300	
17	H129681	SHAFT	1	-642300	
18	26H103	SHAFT KEY	1		6.350 X 53.975 MM (1/4" X 2-1/8")
19	19M7938	CAP SCREW	3	-642300	M10 X 20
20	24H1341	WASHER	4	636455-	17/32" X 15/16" X 0.060"
21	AH116232	CHAIN SPROCKET	1		

# 6H23

FEEDER HOUSE

CONTOUR MASTER DRIVESHAFT (2JUN97- )  
HP6728 -UN-02JUN97



HP6728

# 7B21

## THRESHING AND SEPARATION

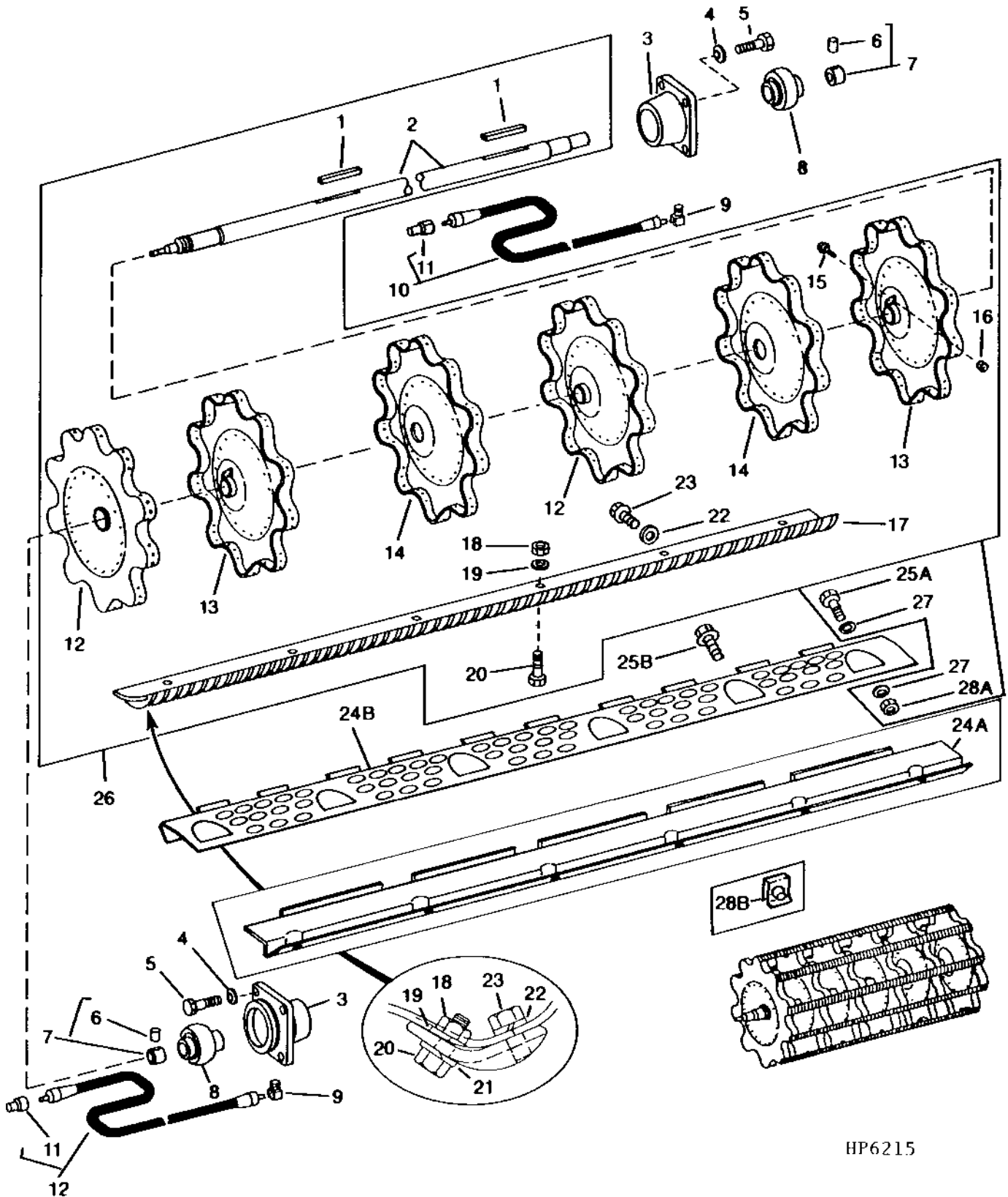
### SEPARATOR / FEEDER HOUSE SEAL, STONE TRAP AND DOOR - CONTINUED

KEY	PART NO.	PART NAME	QTY	SERIAL NO.	REMARKS
1	AH120501	PLATE	1		
2	AH130939	HINGE	1	-640655	(SUB AH139314)
	AH139314	HINGE	1	-650300	(SUB (2) H148018 AND (2) H148019 AND H148020)
3	H148020	HINGE	1	650301-	
4	H148019	REINFORCEMENT	2	650401-	
5	H148018	SUPPORT	2	650401-	
6	H130057	PIN	1		12 X 1 660 MM (0.472" X 65.354") CUT TO 1385 MM LENGTH
7	19M7812	SCREW	6		M10 X 100
8A	H139338	STOP	2	-640300	(SUB H144801)
8B	H144801	STOP	1	-642112	SHEET METAL
8C	H146730	STOP	1	642113-	CASTING
9	14M7296	FLANGE NUT	6		M10
10A	H134852	DEFLECTOR	1	-657224	(SUB H151066)
10B	H151066	DEFLECTOR	1		
11	H134334	DOOR	1		
12	H118068	PIN	2	-655300	19.050 X 260 MM, (SUB H148925)
	H148925	PIN	2		
13	11M7030	COTTER PIN	4		5 X 40 MM
14	24M7051	WASHER	2		21 X 37 X 3 MM
15	H134339	BRACKET	2		
16	37M7080	SCREW	4		M10 X 30
17	H134337	ROD	1		
18	03M7191	BOLT	4	650301-	M10 X 25
	14M7296	FLANGE NUT	4	650301-	M10
19	19M7866	SCREW	4		M8 X 20
	14M7298	FLANGE NUT	4		M8
20	H151068	SHIELD	2	657225-	
21	H148022	ANGLE	1	650301-	(FIELD CONVERSION ONLY)
22	24M7178	WASHER	2	29SEP7-	10.500 X 30 X 2.500 MM
..	<b>BH142781</b>	<b>COMPLETE GOODS/SHIP. BUNDLE</b>	<b>1</b>		<b>RAISED FEEDPLATE KIT</b>

# 7C9

THRESHING AND SEPARATION

RASP BAR THRESHING CYLINDER  
HP6215 -UN-04JAN96



HP6215

## SPIKE TOOTH THRESHING CYLINDER - CONTINUED

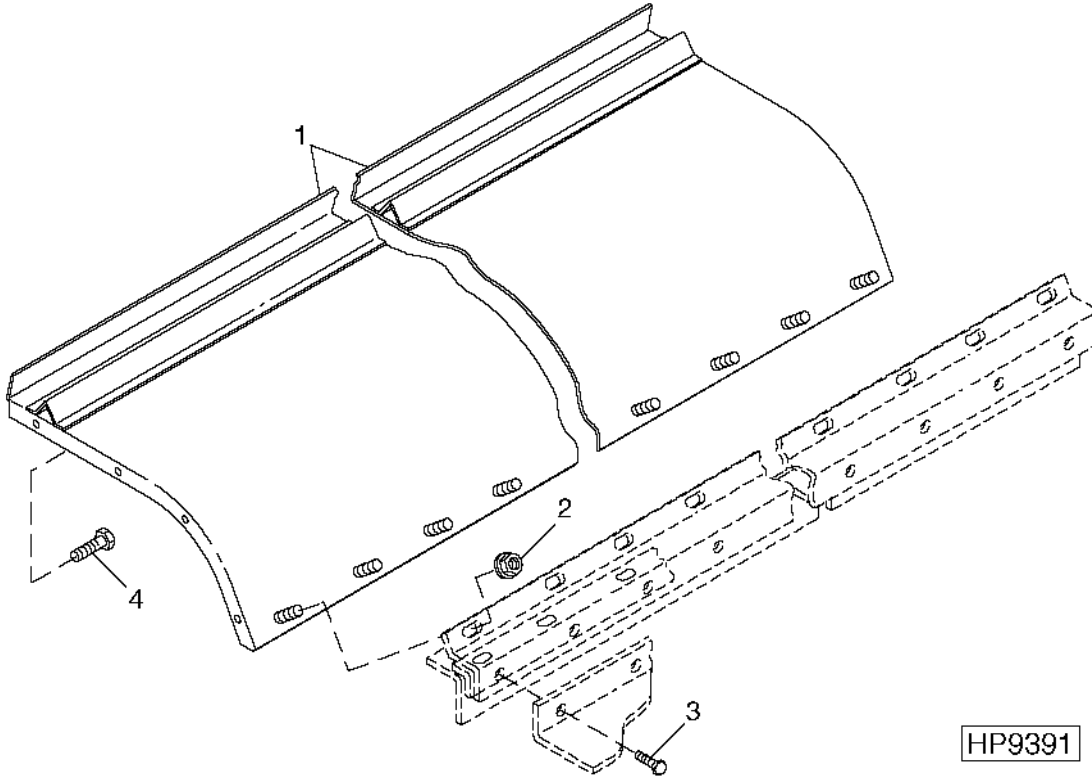
KEY	PART NO.	PART NAME	QTY	SERIAL NO.	REMARKS
1	.....	SHAFT KEY	2		(CUT FROM H64376) IN AH64587 KEY STOCK KIT
2	H140042	SHAFT	1		DUAL RANGE
3	P5403H	TOOL	1		
4	H99149	HOUSING	2		
5	12H304	LOCK WASHER	8	3/8"	
6	19H1732	CAP SCREW	8	3/8" X 1-1/4"	
7	JD10342	ECCENTRIC LOCKING COLLAR	2		
8	JD10343	BALL BEARING	2		
9	JD7845	ELBOW FITTING	1		
10	AH121009	HOSE	2		1/8" X 910 MM (35-3/4") X 1/8"
11	JD7759	LUBRICATION FITTING	2		
12	H132057	TOOTH	378		
13	12H301	LOCK WASHER	2		1/2", (INTO HEADER WITH KEYED HUB)
	12H301	LOCK WASHER	378		1/2"
14	14H809	NUT	2		1/2", (INTO HEADER WITH KEYED HUB)
	14H809	NUT	378	-651354	1/2", (SUB 14H1040)
	14H1040	NUT	380		1/2"
15	19H1820	CAP SCREW	2		1/2" X 3"
16	12H301	LOCK WASHER	2		1/2"
17	AH134661	SPIKE-TOOTH CYLINDER	1		
..	<b>BH71876</b>	<b>COMPLETE GOODS/SHIP. BUNDLE</b>	<b>1</b>		<b>RASPBAR TO SPIKE TOOTH CONVERSION</b>

# 7D11

THRESHING AND SEPARATION

## BEATER COVER

HP9391 -UN-06DEC99



KEY	PART NO.	PART NAME	QTY	SERIAL NO.	REMARKS
1	AH121996	COVER	1		
2	14M7298	FLANGE NUT	7	M8	
3	37M7080	SCREW	11	M10 X 30	
4	37M7058	SCREW	AR	M8 X 20	

# 7D24

THRESHING AND SEPARATION

**CLEANING FAN INTAKE SHIELDS (OPTIONAL) - CONTINUED**

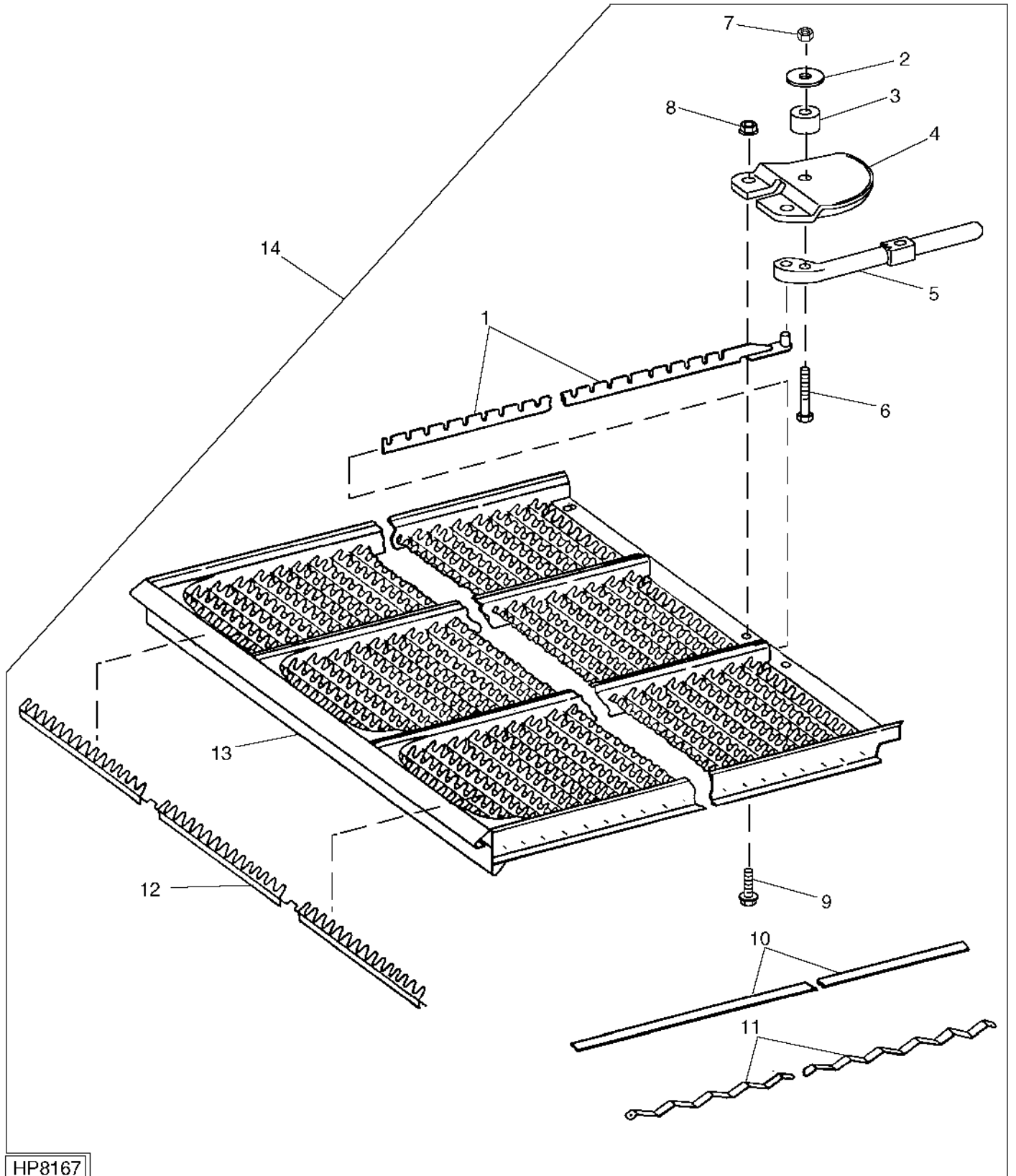
( -645306)

KEY	PART NO.	PART NAME	QTY	SERIAL NO.	REMARKS
1	AH132860	SHIELD	1	-641944	(SUB AH138374) RIGHT-HAND (FOR RICE ONLY)
	AH138374	SHIELD	1		RIGHT-HAND (FOR RICE ONLY)
2	14M7298	FLANGE NUT	4		M8
3	24M7207	WASHER	4		8.400 X 24 X 2 MM
4	19M7801	SCREW	2		M8 X 60
5	H137348	SHIELD	1	-641944	(SUB H145950) RIGHT-HAND (FOR RICE ONLY)
	H145950	SHIELD	1		RIGHT-HAND (FOR RICE ONLY)
6	H137347	SHIELD	1	-641944	(SUB H145949) LEFT-HAND (FOR RICE ONLY)
	H145949	SHIELD	1		LEFT-HAND (FOR RICE ONLY)
7	AH132859	SHIELD	1		LEFT-HAND (FOR RICE ONLY)
8	M72598	QUICK LOCK PIN	4		
9	AH132356	CLIP	2		(FOR RICE ONLY)
10	AH132159	SHIELD	1	-641944	(SUB H134683 AND H145897) LEFT-HAND
	H134683	SHIELD	1		
	H145897	SHIELD	1		
11	24M7055	WASHER	4		8.400 X 16 X 1.600 MM
12	AH132160	SHIELD	1	-641944	(SUB H134683 AND H145898) RIGHT-HAND
	H134683	SHIELD	1		
	H145898	SHIELD	1		
13	19M7866	SCREW	1		M8 X 20, (INTO WELDNUT)
..	<b>BH79685</b>	<b>COMPLETE GOODS/SHIP. BUNDLE</b>	<b>1</b>		<b>CLEANING FAN SHIELDS</b>

# 7E13

THRESHING AND SEPARATION

CHAFFER ELEMENT-DEEP TOOTH WIDE  
HP8167 -UN-17FEB99



HP8167

# 7F2

## THRESHING AND SEPARATION

### STRAW WALKERS - CONTINUED

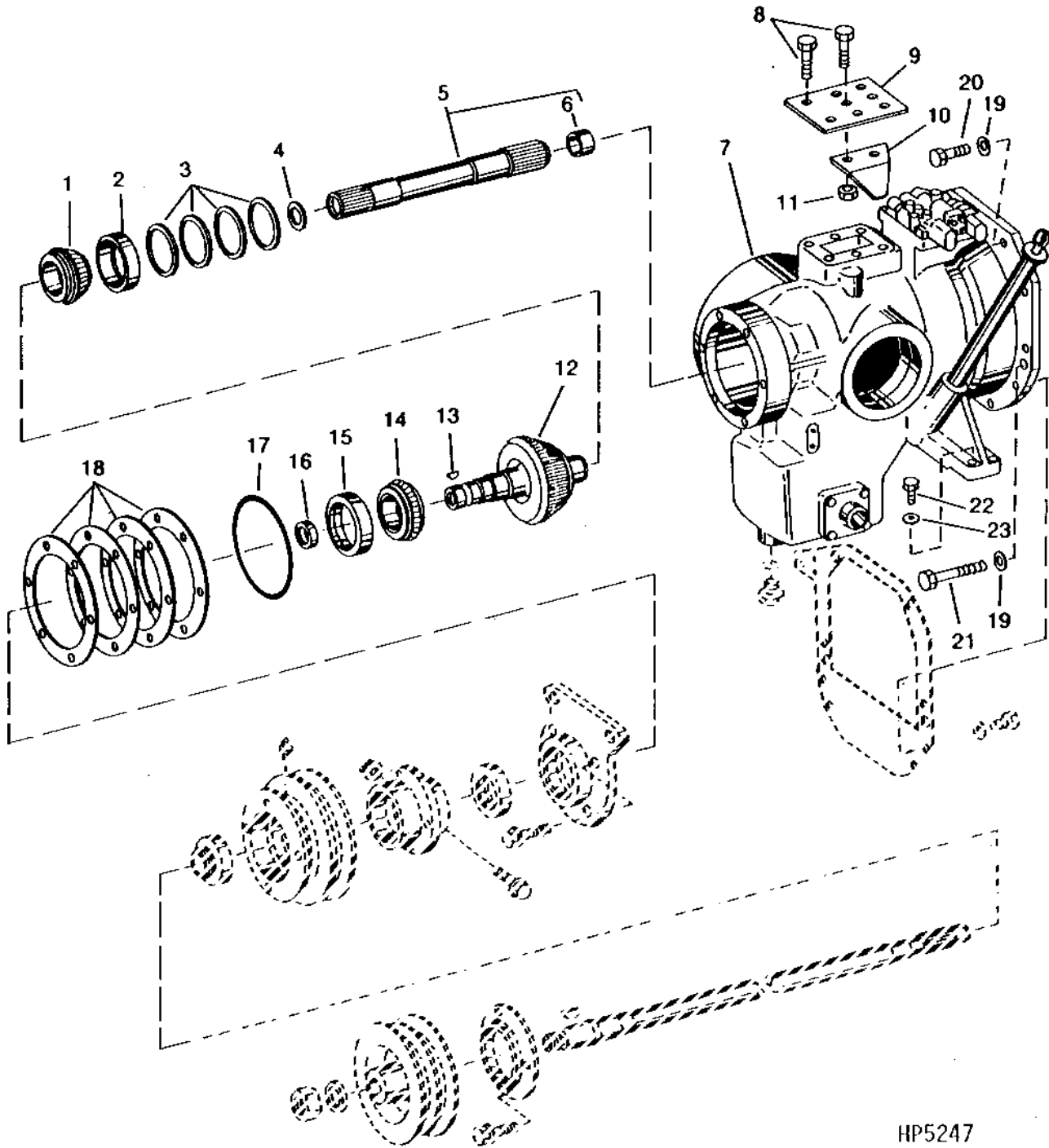
KEY	PART NO.	PART NAME	QTY	SERIAL NO.	REMARKS
1	H85233	RIVET	2		
2	H135225	STRIP	AR	-640769	(SUB H135923) BETWEEN WALKERS ONLY
	H135923	STRIP	AR		BETWEEN WALKERS ONLY
3	H131516	RISER	1		ONE PER WALKER EXCEPT R.H. OUTSIDE WALKER
4	14M7303	FLANGE NUT	3		M6
5	24H1292	WASHER	AR		8.738 X 19.050 X 3.048 MM
6	AH128530	STRAW WALKER	5	-636083	(SUB AH135380) LIP TYPE
	AH135380	STRAW WALKER	5	636084-	(ILLUSTRATED) LIP TYPE
	AH140434	STRAW WALKER	5	642301-	RECTANGULAR GRID
7	H141883	RISER	1		CENTER (RICE) (DOMESTIC) (ILLUSTRATED) LIP TYPE
	H141883	RISER	1	636452-	CENTER, EXPORT (FRANCE) LIP TYPE
	H146639	RISER	AR		CENTER, RECTANGULAR GRID
8	19M7865	SCREW	1		M8 X 16, TO ATTACH RISER
9	03M7251	BOLT	3		M6 X 12
10	03M7184	BOLT	2		M8 X 20
11	AH126589	SEAL	1		(SUB AH162250) OUTSIDE WALKERS ONLY
	AH162250	SEAL	1		
12	H87268	BRACKET	2		LOSS MONITOR
13	14M7298	FLANGE NUT	AR		M8
14	H140414	DEFLECTOR	1	631223-	USE WITH CORN CHOPPER TO DEFLECT COBS
15	14M7396	LOCK NUT	2		M8
16	H131531	NUT	2	-652206	8 MM, RETAINS M8 BOLTS BEFORE INSTALLING EXTENSION PAN
	M84309	NUT	2		TO RETAIN M8 BOLTS
17	H128082	WASHER	2	-638004	
	H143615	REINFORCEMENT	1	638005-	
18	H140218	FLAP	5		FOR SUNFLOWERS
19	24M7055	WASHER	AR		8.400 X 16 X 1.600 MM
20	03M7184	BOLT	AR		M8 X 20, WITH EXTENSION PAN
21	03M7221	BOLT	AR		M6 X 16
22	H131661	PAN	1		

# 8B20

DRIVES

## ENGINE GEARCASE (STRAW CHOPPER, UNLOADING AND SEPARATOR DRIVE GEAR)

HP5247 -UN-01JAN94



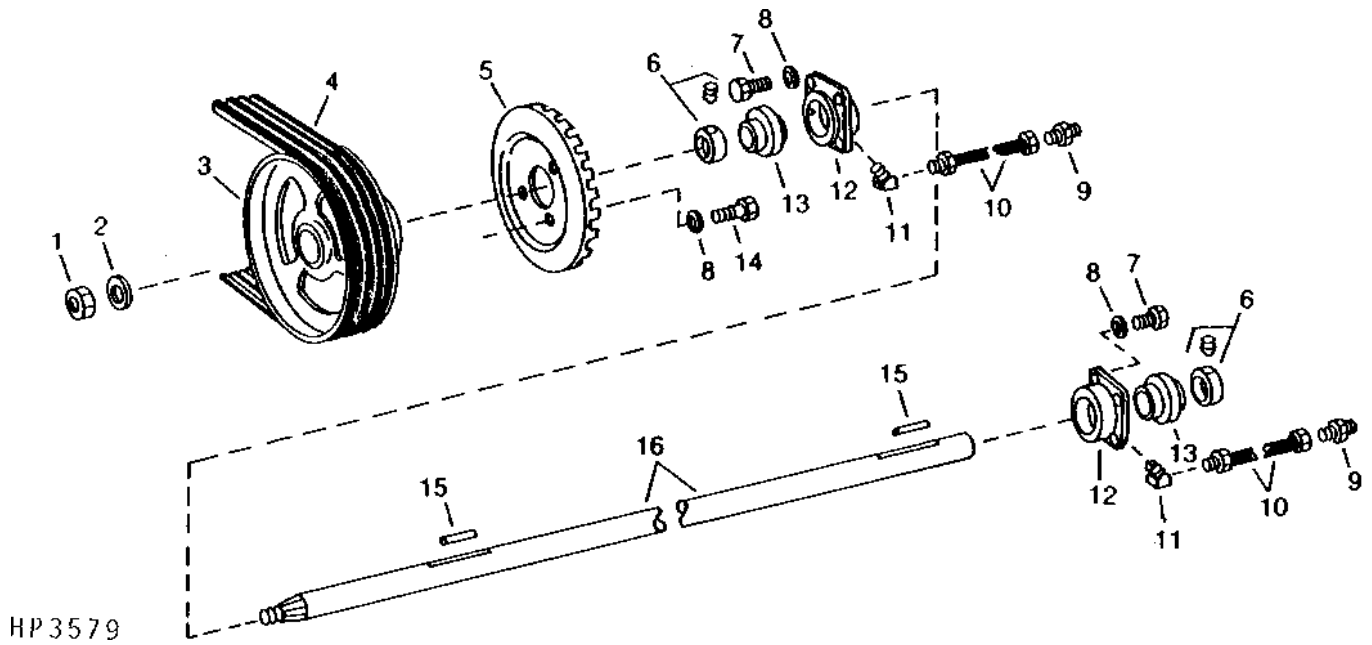
HP5247

## DRIVE SHAFT, GEARCASE MOUNTING AND PRIMARY COUNTERSHAFT - CONTINUED

KEY	PART NO.	PART NAME	QTY	SERIAL NO.	REMARKS
1	AH122240	JACKSHAFT	1		
2	H131228	ANGLE	1		
3	H130904	SHEET	1	-640300	
	H143384	SHEET	1	640301-650308	(SUB H147910)
	H147910	SHEET	1		
4	19M7866	SCREW	4		M8 X 20
5	14M7298	FLANGE NUT	4		M8
6	14M7296	FLANGE NUT	5		M10
7	AH125690	DRIVE SHAFT	1		
8	JD7797	LUBRICATION FITTING	2		
9	AH128226	UNIVERSAL JOINT	2		
10	R85168	CLAMP	4		
11	R85169	SELF-LOCKING SCREW	8		9.525 X 19.050 MM (3/8" X 3/4")
12	H130409	YOKE	1		
13	19M7827	SCREW	2		M16 X 80
14	P50456	WASHER	4		16.301 X 76.200 X 4.500 MM (0.642" X 3" X 0.177")
15	H80197	BUSHING	4	-652284	(SUB H148132)
	H148132	BUSHING	4		
16	H78856	RETAINER	4	-651851	(SUB H148133)
	H148133	RETAINER	4		
17	19M7785	SCREW	5		M10 X 25
18	AH126276	SHEET	1	-631800	(SUB AH135565)
	AH135565	SHEET	1		
19	H85482	BUSHING	2	-651851	16.129 X 19.939 X 41.910 MM (0.635" X 0.785" X 1.650") (SUB H148134)
	H148134	SPACER	2		16.130 X 19.930 X 41.900 MM (0.635" X 0.785" X 1.650")
20	AH163803	KIT	1	640300-	(INCLUDES (2) TY22494) (SUB FOR AH141390)
21	AR60499	CLAMP	2	-662367	
	TY22494	HOSE CLAMP	2		

# 8C21

**SINGLE RANGE CYLINDER DRIVE**  
HP3579 -UN-01JAN94



# 8D10

DRIVES

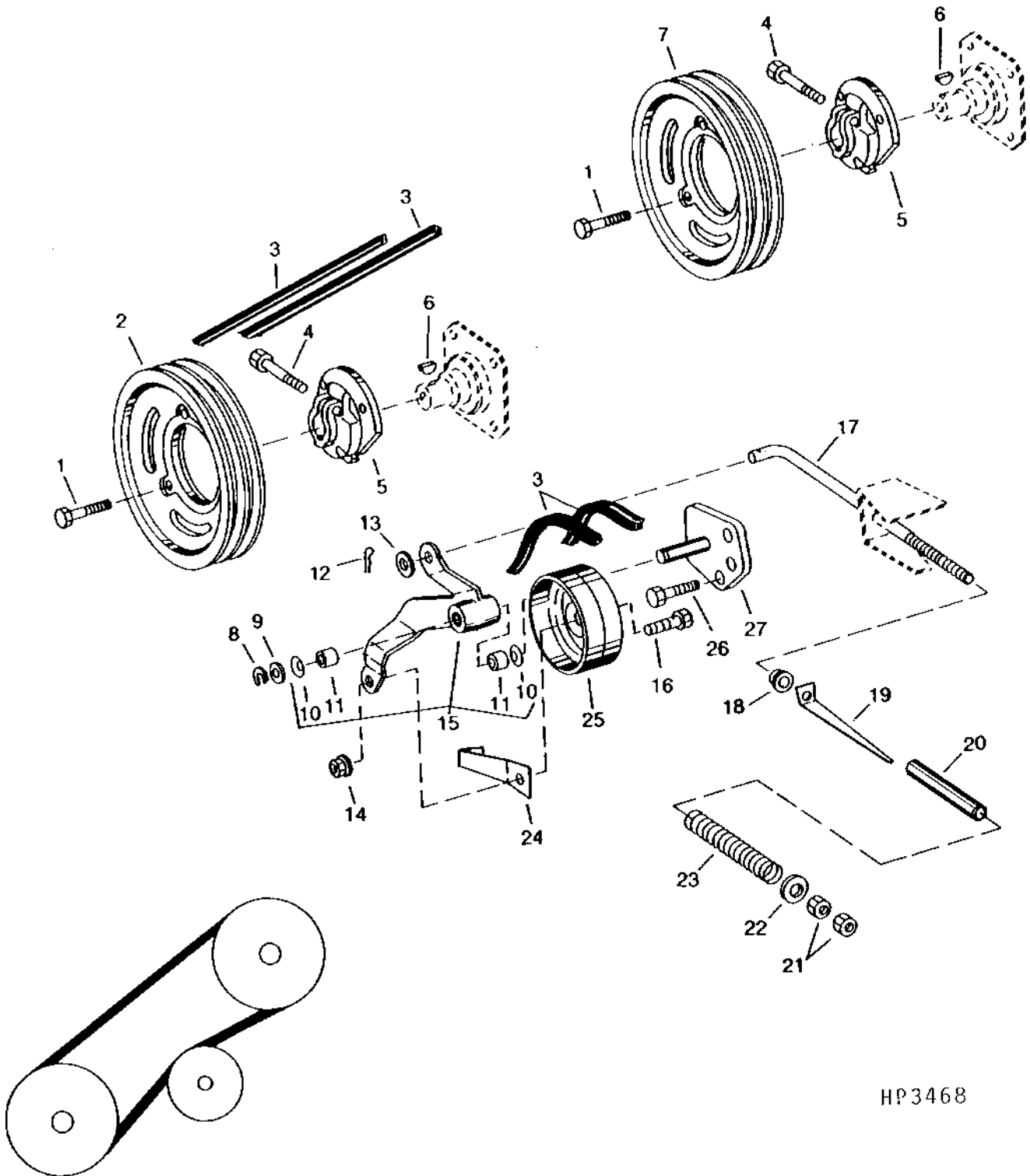
## DUAL-RANGE CYLINDER DRIVE INTERMEDIATE SHEAVE - CONTINUED

KEY	PART NO.	PART NAME	QTY	SERIAL NO.	REMARKS
1	H115599	SHEAVE	1	-641842	(SUB H145955)
	H145955	SHEAVE	1		
2	19M7789	SCREW	3		M12 X 30
3	H115759	BELT	1		(SUB H162629)
	H162629	BELT	1		
4	JD7759	LUBRICATION FITTING	1		1/8" STRAIGHT
5	H125530	SHEAVE	1	-636857	(SUB H144038 AND AH106296)
	H144038	SHEAVE	1	636858-646459	(SUB AH141973)
	AH141973	HALF SHEAVE	1		(INCLUDES H144038, AH106296, JD7759 AND JD7788)
6	JD7806	LUBRICATION FITTING	1	-641842	90° X 19.050 MM LONG (3/4" LONG) 90 DEGREE
	JD7788	LUBRICATION FITTING	1	641843-	45° X 20.574 MM LONG (0.810" LONG) 45 DEGREE
7	AH106110	SEAL	2		
8	B3118R	SNAP RING	2		
9	H125528	BUSHING	2		50.778 X 55.570 X 37.800 MM (1.999" X 2.188" X 1.488")
10	AH120907	HUB	1		
11	H125533	CAM	2	-635300	(SUB H141735)
	H141735	CAM	2	635301-642112	(SUB H145243)
	H145243	CAM	2		
12	H96227	WASHER	1		88.900 X 112.776 X 1.600 MM (3-1/2" X 4.440" X 0.063")
13	H96232	WASHER	1		
14	AH108693	SPRING ASSEMBLY	1	-3JUN96	(INCLUDES H96226) (SUB AH148893)
	AH148893	SPRING ASSEMBLY	1		(INCLUDES H96226)
15	AH94854	SEAL	1	-637797	(SUB AH136497)
	AH136497	SEAL	1		
16	H107389	RING	1		
17	H125531	HUB	1	-641716	(SUB H146394)
	H146394	HUB	1		
18	H125391	SHEAVE	1		
19	19M7818	SCREW	3		M12 X 80
20	H115881	BELT	1		
21	AH106296	BREATHER	1	636858-	

# 8D23

DRIVES

BEATER DRIVE, SHEAVES AND TIGHTENER  
HP3468 -UN-01JAN94



HP3468

# 8E12

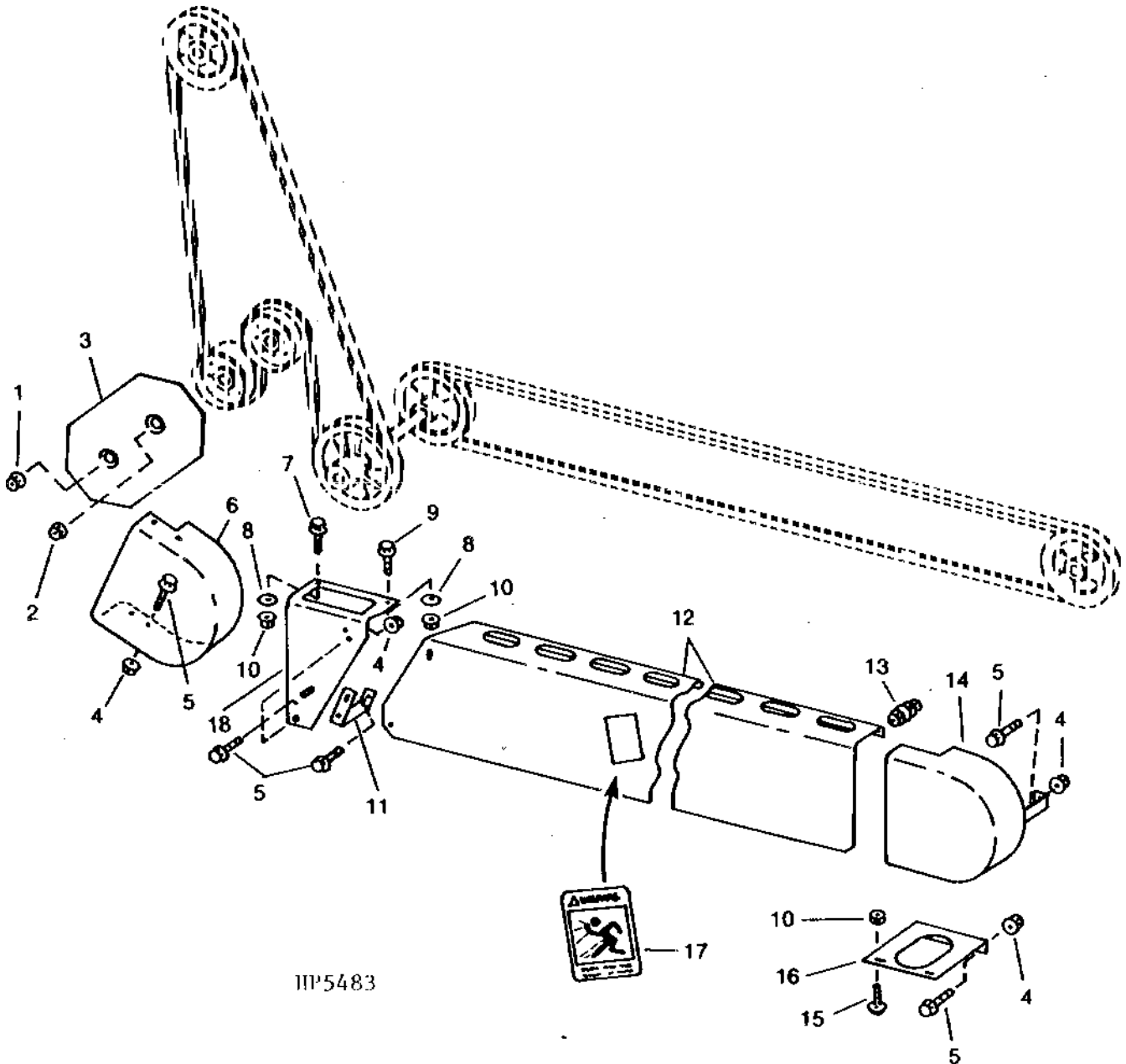
DRIVES

**FEEDER HOUSE DRIVE TIGHTENER - CONTINUED**

KEY	PART NO.	PART NAME	QTY	SERIAL NO.	REMARKS
1	P46402	SNAP RING	1		
2	24M7091	WASHER	1		26 X 44 X 4 MM
3	AA5607R	SEAL	2		
4	H99147	BUSHING	2		(SUB H171061)
	H171061	BEARING	2		
5	AH128903	ARM	1		
6	19M7784	SCREW	3		M10 X 20
7	AH109197	PIN	1		
	AH156051	SPRING PIN	1	27MAY7-	
8	H126169	BOLT	1		
9	11M7028	COTTER PIN	1		5 X 32 MM
10	AH94450	IDLER	1		
11	19M8046	CAP SCREW	1		M16 X 70
12	H125565	BELT	1	-637954	
	H140160	BELT	1	637955-	
13	N61654	SPRING	1		
14	24H1373	WASHER	1		21/32" X 1-9/16" X 0.180"
15	14M7276	NUT	2		M16
16	H116862	GAUGE	1		
17	H129208	PIVOT	1		
18	14M7291	FLANGE NUT	1		M16
19	24M7053	WASHER	1		17 X 30 X 3 MM

# 8F1

STRAW CHOPPER DRIVE SHIELDS (640301- )  
HP5483 -UN-01JAN94



# 8F14

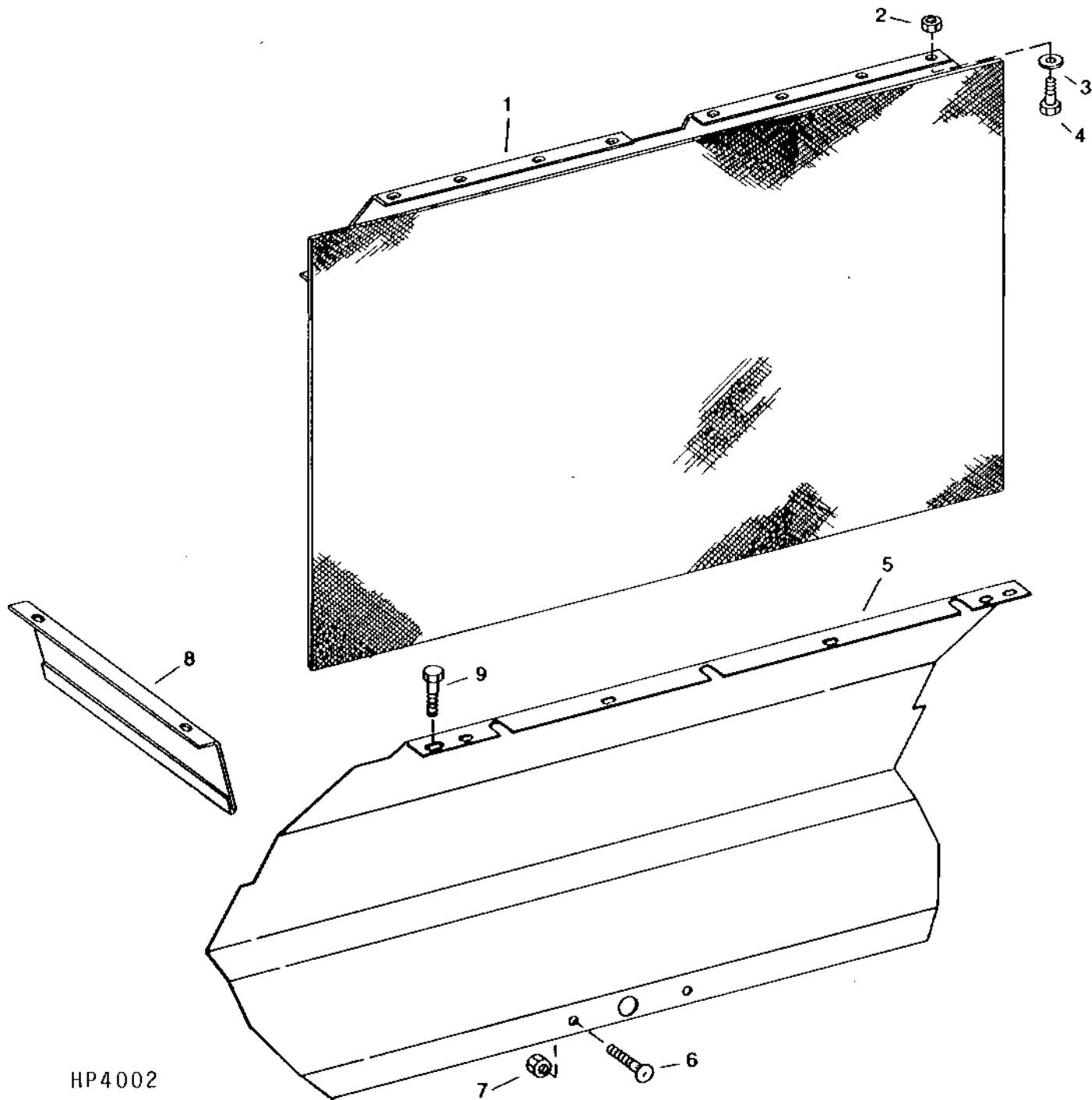
DRIVES

**STRAW CHOPPER, ROTOR AND SHEAVE - CONTINUED**

KEY	PART NO.	PART NAME	QTY	SERIAL NO.	REMARKS
1	H141582	DRIVE SHAFT	1	-640300	
	H145276	SHAFT	1	640301-	
2	H2383H	KEY	1		6 X 304 MM (1/4 X 12 IN.)
3	21H1419	SCREW	1		0.190" X 1"
4	H104794	ACTUATOR	1		
5	H104793	ACTUATOR	1		
6	H125381	BELT	1		
	P47885	BELT	1		(SUB H23950)
	H23950	BELT	1		
7	14M7152	NUT	1	M10	
8	H138435	SET SCREW	2	M10 X 25	
9	AH119770	SHEAVE	2		
10	14M7298	FLANGE NUT	1	M8	
11	19M7865	SCREW	1	M8 X 16	
12	H64375	SHAFT KEY	1	7 X 304 MM	

**CORN CURTAIN AND DEFLECTORS (OPTIONAL)**

HP4002 -UN-01JAN94



HP4002

# 8G16

RESIDUE DISPOSAL

**CHAFF SPREADER FRAME, SHIELDS AND HANDLES (DUAL MOTOR) - CONTINUED**

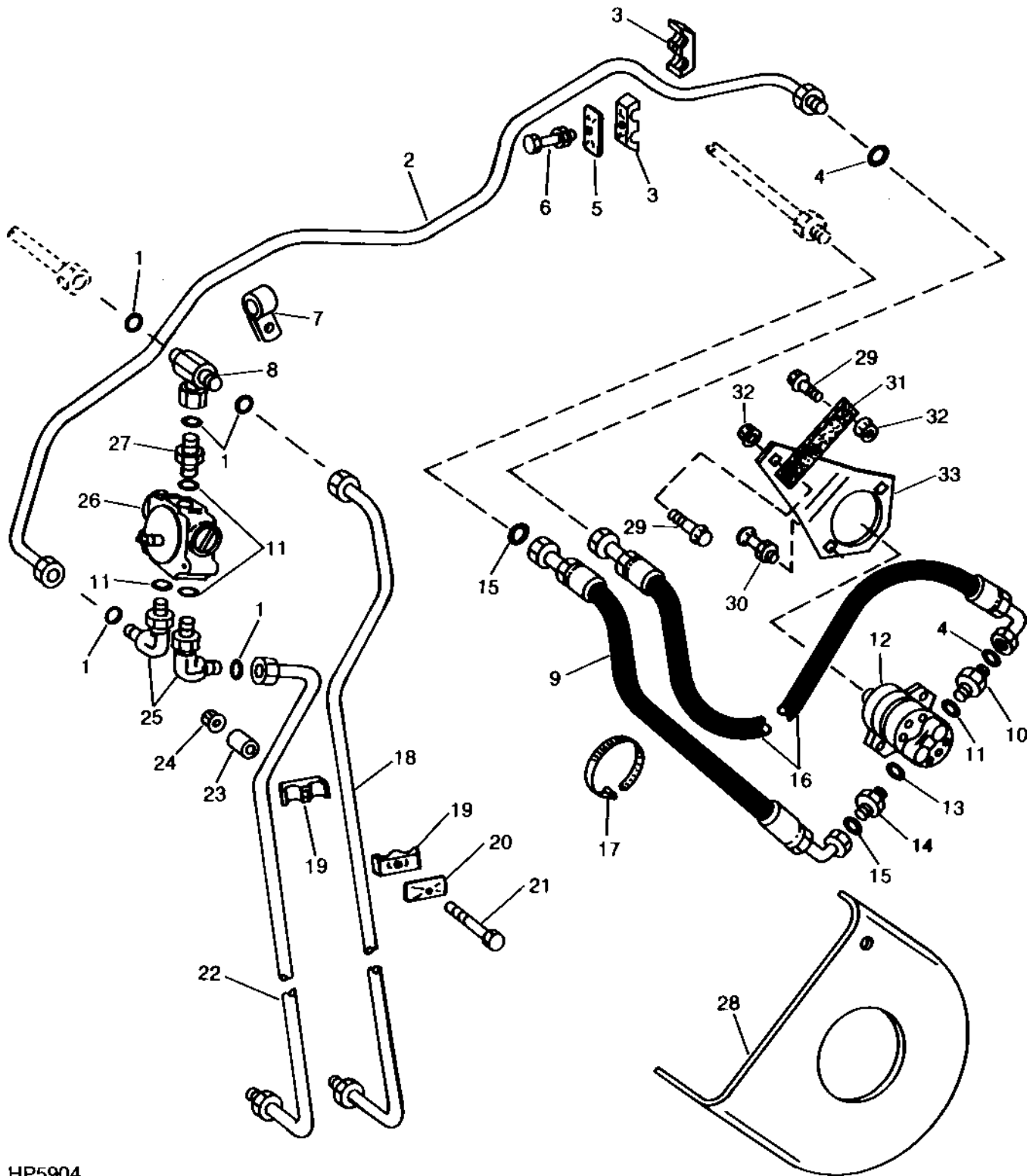
( -650300)

KEY	PART NO.	PART NAME	QTY	SERIAL NO.	REMARKS
1	H136280	SHIELD	2		
2	03M7184	BOLT	21		M8 X 20
	14M7298	FLANGE NUT	21		M8
3	AH132852	PARTITION	1	-637654	
	AH135498	PARTITION	1	637655-	
4	H139938	SHIELD	1	-637654	
	H141107	SHIELD	1	637655-	
5	H139937	SHIELD	1	-637654	
	H141106	SHIELD	1	637655-	
6	AH134558	SUPPORT	1		
7	03M7223	BOLT	4		M8 X 60
8	H139988	LABEL	1		CHAFF SPREADER DRIVE
9	AH134580	SHIELD	1		
10	AH134579	SHIELD	1		
11	H139007	TUBE	1	-637654	
	H143743	TUBE	1	637655-	
12	28H1633	BUSHING	4		9.246 X 13.716 X 39.675 MM (0.364" X 0.540" X 1-9/16")
13	19M7866	SCREW	4		M8 X 20
	14M7298	FLANGE NUT	4		M8
14	14M7298	FLANGE NUT	4		M8
15	H139008	TUBE	1	-637654	
	H143744	TUBE	1	637655-	
16	H141108	SHIELD	1	637655-	
17	03M7183	BOLT	3		M8 X 16
18	14M7298	FLANGE NUT	3		M8
19	H143762	SHIELD	1	637655-650235	
..	<b>BH80261</b>	<b>COMPLETE GOODS/SHIP. BUNDLE</b>	1		<b>CHAFF SPREADER LESS 4-WHEEL DRIVE</b>
..	<b>BH80262</b>	<b>COMPLETE GOODS/SHIP. BUNDLE</b>	1		<b>CHAFF SPREADER FOR 4-WHEEL DRIVE</b>

# 8H5

RESIDUE DISPOSAL

CHAFF SPREADER LINES, HOSES, VALVE AND PUMP  
HP5904 -UN-17DEC94



HP5904

# 8H18

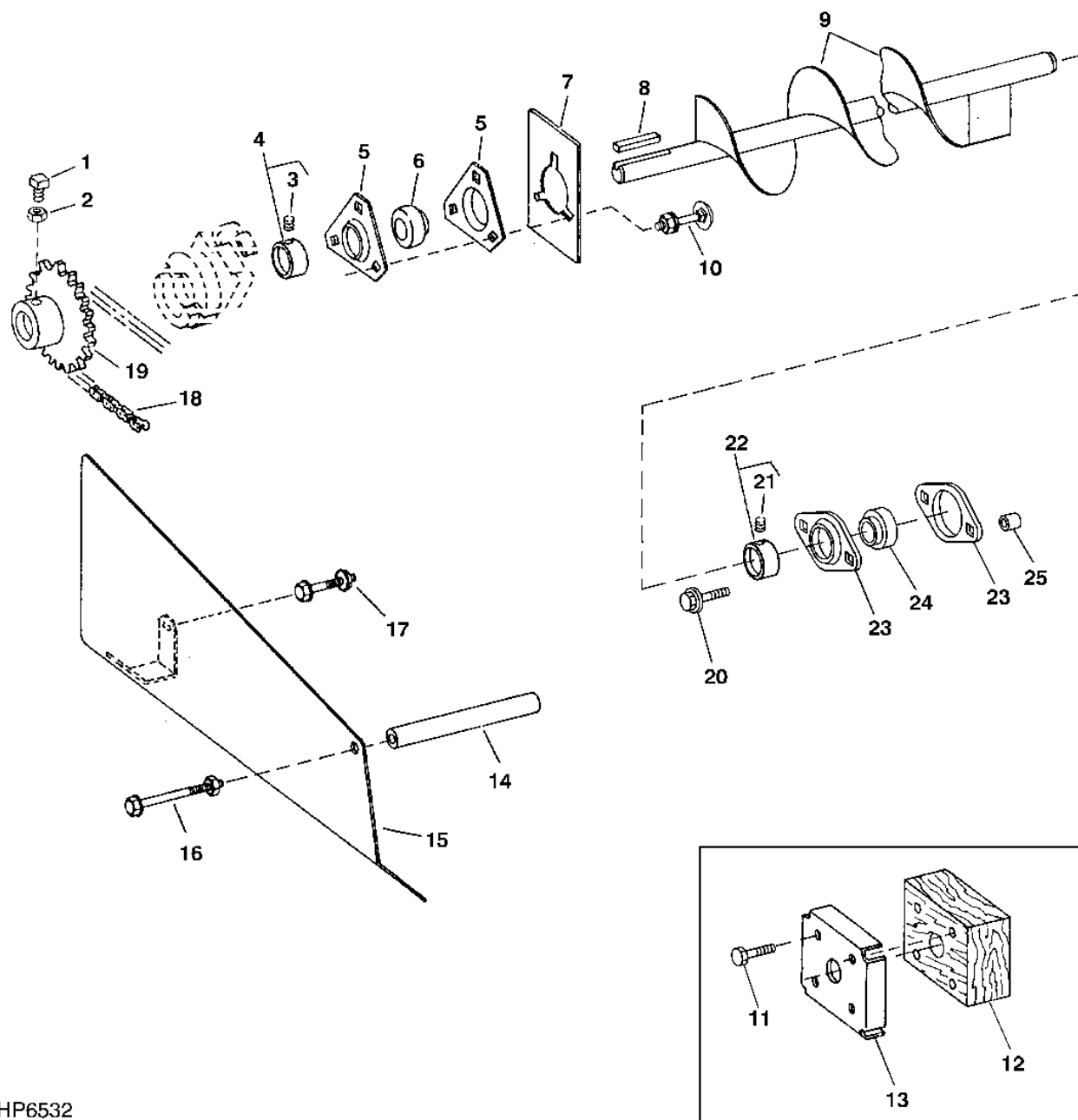
RESIDUE DISPOSAL

LOWER TAILINGS AUGER, SHAFT AND TIGHTENER - CONTINUED

KEY	PART NO.	PART NAME	QTY	SERIAL NO.	REMARKS
1	H138435	SET SCREW	AR		
	14M7274	NUT	AR	M10	
2	22M7080	SET SCREW	2	M8 X 8	
3	AZ10045	ECCENTRIC LOCKING COLLAR	2		
4	E10018	PRESSED FLANGED HOUSING	AR		
5	JD39103	BALL BEARING	2		
6	H132906	PLATE	1		
7	49M4111	SHAFT KEY	1		
8	AH126207	AUGER	1	-641020	(SUB AH140214) LOWER
	AH140214	AUGER	1	-662201	(SUB AH146313) LOWER
	AH146313	AUGER	1		(LOWER)
9	26H19	SHAFT KEY	1	-656807	1/4" X 7/8", (SUB 26H82)
	26H82	SHAFT KEY	1		6.350 X 22.225 MM (1/4" X 7/8")
10	03M7191	BOLT	AR		M10 X 25
	14M7296	FLANGE NUT	AR		M10
11	JD9313	BALL BEARING	2		
12	14M7300	FLANGE NUT	1		M20
13	AH126677	CAP	1		
14	24M7051	WASHER	2		21 X 37 X 3 MM
15	J21022	SPRING	1		
16	24M7176	WASHER	1		56 X 72 X 3 MM
17	19M7867	SCREW	AR		M8 X 25
	14M7298	FLANGE NUT	AR		M8
18	AH126388	SHEAVE	1		270 MM (10-1/2") DIA.
19	H97574	HUB	1		
20	JD7797	LUBRICATION FITTING	1		1/4" STRAIGHT
21	H128265	SLIP CLUTCH	2		
22	H85015	HUB	1		
23	14M7428	LOCK NUT	1	-641944	M20, (SUB A31870)
	A31870	LOCK NUT	1		(SUB 14M7340)
	14M7340	LOCK NUT	1		M20, (SUB A31870)
	A31870	LOCK NUT	1		M20
24	AH130572	CHAIN SPROCKET	1		18-TOOTH
25	H134605	SPACER	1		
26	03M7190	BOLT	AR		M10 X 20
	14M7296	FLANGE NUT	AR		M10
27	H134603	CHAIN SPROCKET	1		8-TOOTH
28	AH130570	SHAFT	1		LOWER CONVEYOR
29	N110085	BELT	1		
30	H136582	TIGHTENER	1		
31	AH121047	CHAIN SPROCKET	1		18-TOOTH
32	AH126239	ROLLER CHAIN	1		ROLLER, TYPE 50
33	03M7245	BOLT	1		M8 X 55
	14M7298	FLANGE NUT	1		M8
34	24M7207	WASHER	1	656808-	8.400 X 24 X 2 MM
35	H75716	LOCK WASHER	1	656808-	13.220 MM
36	14M7298	FLANGE NUT	1		M8

## UPPER TAILINGS AUGER, DRIVE AND SHIELD

HP6532 -UN-23AUG96



HP6532

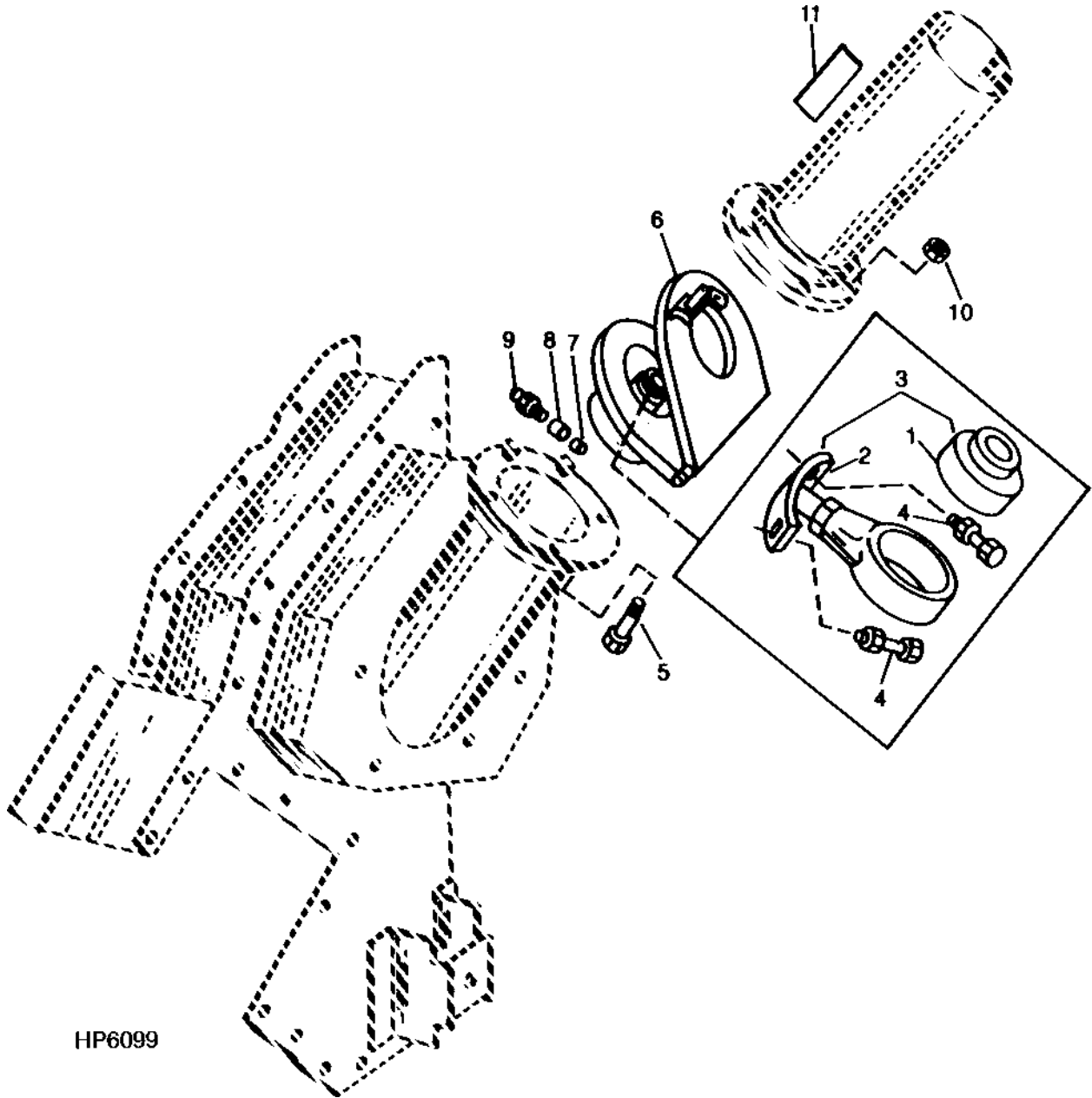
MEMORANDA

# 9C7

CLEAN GRAIN ELEVATOR, GRAIN TANK AND UNLOADING AUGER

## FOLDING UPPER CLEAN GRAIN LOADING AUGER HOUSING

(660301- )  
HP6099 -UN-05JUL95



HP6099

# 9C19

## CLEAN GRAIN ELEVATOR, GRAIN TANK AND UNLOADING AUGER

### UPPER CLEAN GRAIN ELEVATOR SHIELDS - CONTINUED

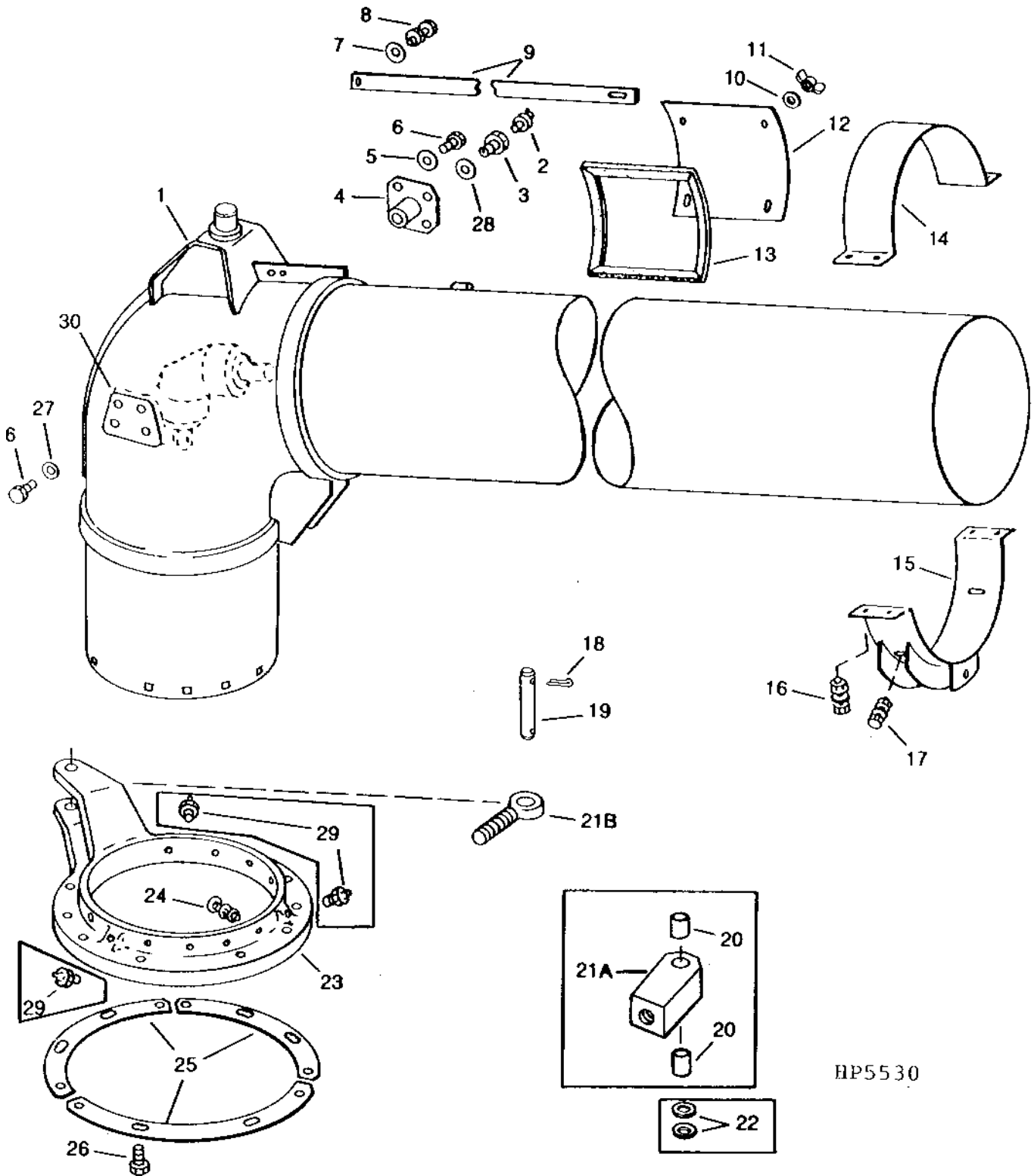
(640604- )

KEY	PART NO.	PART NAME	QTY	SERIAL NO.	REMARKS
1	19M7865	SCREW	5		M8 X 16
	14M7298	FLANGE NUT	5		M8
2	AH137258	SHIELD	1		
3	AH137256	SHIELD	1		
4	03M7183	BOLT	9		M8 X 16
	14M7298	FLANGE NUT	9		M8
5	14M7020	WING NUT	5		M8
6	M84972	NUT	1		
7	19M7774	SCREW	1		M6 X 12
8	H89569	DOOR	1		
9	H133638	LABEL	1	-660300	(SUB H149062)
	H149062	DECAL	1		"DANGER" ON GRAIN TANK EXTENSION
10	H141154	ANGLE	1		
11	03M7183	BOLT	5		M8 X 16
	14M7298	FLANGE NUT	5		M8
12	H135590	ANGLE	1		
13	19M7866	SCREW	2		M8 X 20
	14M7298	FLANGE NUT	2		M8
	24M7207	WASHER	2	670301-	8.400 X 24 X 2 MM
14	24H1297	WASHER	3		11/32" X 2" X 0.065"
15	H82060	CLIP	1		
16	PF10025	PLATE	1	670301-	
17	03M7190	BOLT	2	670301-	M10 X 20
18	24M7228	WASHER	2	670301-	15 X 21 X 1.300 MM
19	14M7296	FLANGE NUT	2	670301-	M10

# 9D7

CLEAN GRAIN ELEVATOR, GRAIN TANK AND UNLOADING AUGER

HORIZONTAL UNLOADING AUGER SWIVEL  
HP5530 -UN-01JAN94



HP5530

# 9D19

## CLEAN GRAIN ELEVATOR, GRAIN TANK AND UNLOADING AUGER

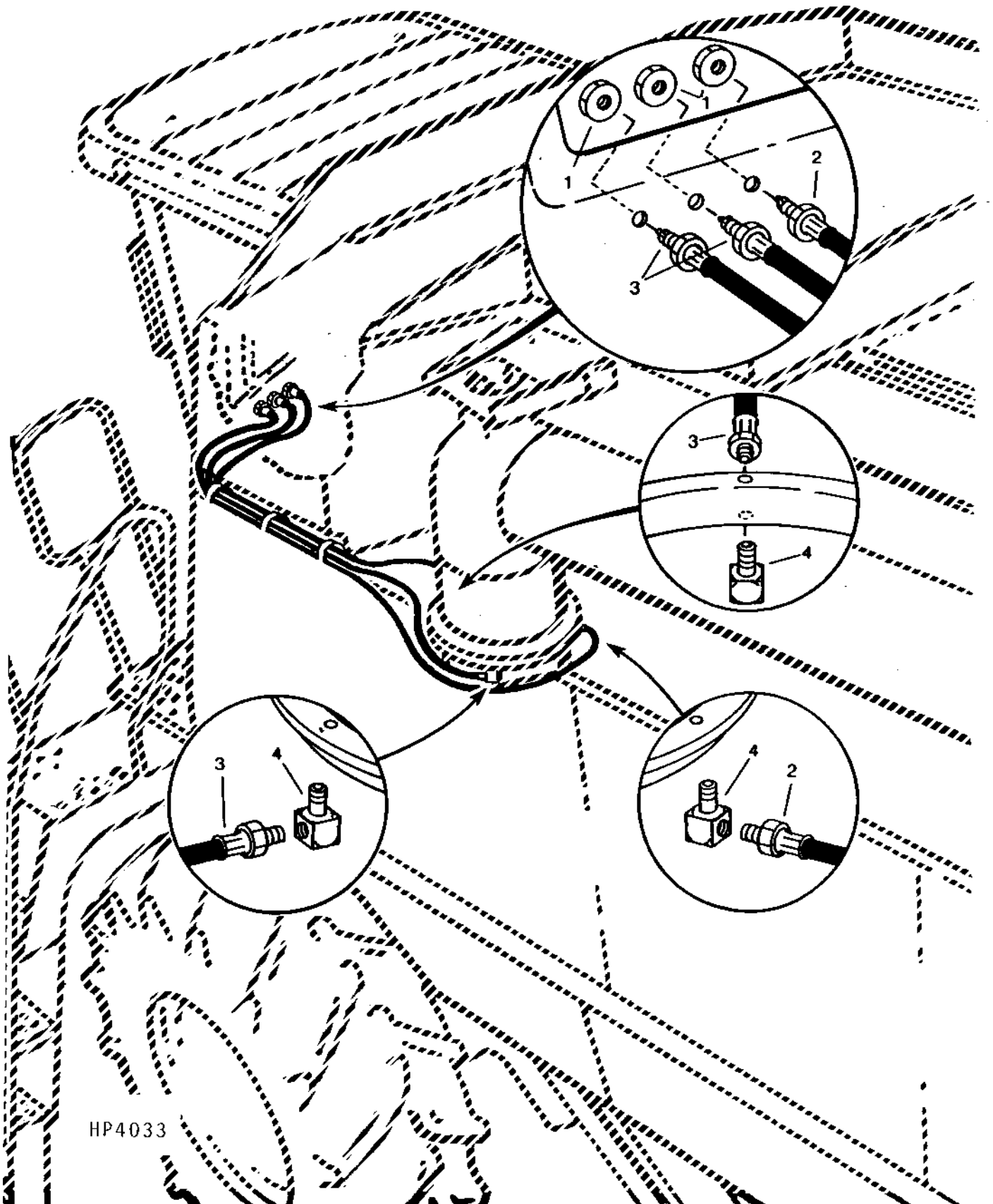
### HORIZONTAL UNLOADING AUGER - CONTINUED (17- AND 20- FT.)

KEY	PART NO.	PART NAME	QTY	SERIAL NO.	REMARKS
1	N72989	BUSHING	1		
2A	H116292	SPLINED COUPLING	1		
2B	AH122717	GUDGEON	1	671333-	USED ON 5.2M AND 6.1 AUGER
3	AH112435	AUGER	1	-671332	(5-1/2 FT.) PLUS 14 FT. EQUALS 20 FT. OR 11-1/2 FT TO EQUAL 17 FT.
	AH151413	AUGER	1	671333-	5.2M, OUTER
	AH151414	AUGER	1	671333-	6.1M OUTER
4	JD9373	BALL BEARING	1		
5	H114873	HOUSING	1		
6	03M7192	BOLT	2	-671332	M10 X 30
	14M7296	FLANGE NUT	2		M10
	03M7193	BOLT	2	671333-	M10 X 35, USED ON 5.2M AND 6.1M
7	AH122717	GUDGEON	1		
8	24H1300	WASHER	AR		25/64" X 2" X 0.220"
	24H1311	WASHER	AR		13/32" X 1-1/4" X 0.220"
9	H119566	STRIP	AR		100 MM (4") LONG
	H119567	STRIP	AR		125 MM (5") LONG
	H119568	STRIP	AR		150 MM (6") LONG
10	03H1495	BOLT	AR		3/8" X 1-1/2"
	03H1557	BOLT	AR		3/8" X 1-1/4"
	K40003	LOCK NUT	AR		
11	AH123436	AUGER	1	-645566	(SUB AH132032) (14 FT.) PLUS 5 1/2 FT. EQUALS 20 FT.
	AH132032	AUGER	1	-651466	(SUB AH143731) (14 FT.) PLUS 5 1/2 FT. EQUALS 20 FT.
	AH143731	AUGER	1		(14 FT.) PLUS 5 1/2 FT. EQUALS 20 FT.
	AH123437	AUGER	1	-640300	(SUB AH132033) (17 FT.)
	AH132033	AUGER	1	-641443	(SUB AH143729) (17 FT.)
	AH143729	AUGER	1	651540-	(17 FT.) FOR (1) PIECE AUGER
	AH140332	AUGER	1	641444-651539	(SUB AH143727) (11 FT.) PLUS 5 1/2 FT. TO EQUAL 17 FT.
	AH143727	AUGER	1		(11-1/2 FT.) PLUS 5-1/2 FT. TO EQUAL 17 FT. FOR (2) PIECE AUGER
	AH151403	AUGER	1	671333-	5.2M AND 6.1M
12	22H897	SET SCREW	1		1/4" X 1/4"
13	JD8554	ECCENTRIC LOCKING COLLAR	1		
14	03M7184	BOLT	3		M8 X 20
	14M7298	FLANGE NUT	3		M8
15	H103264	PRESSED FLANGED HOUSING	2		
16	JD8665	BALL BEARING	1		
17	H96645	CAP	1		
18	19M7866	SCREW	5		M8 X 20
	14M7298	FLANGE NUT	5		M8
19	21H1029	SCREW	3	-640300	5/16" X 3/4"
	12H303	LOCK WASHER	3	-640300	5/16"
	14H785	NUT	3	-640300	5/16"
20	H114709	CLIP	6	-640300	
21	H113717	CLIP	3	-640300	
22	AH111354	SEAL	1	-640300	
23	J18468	SPRING	2	640301-	
24	AH132230	DOOR	1	640301-	(INCLUDES Z24604)
	Z24604	HINGE	1		(USE WITH AH132230)
25	19M7868	SCREW	1	660301-	M8 X 30
26	14M7298	FLANGE NUT	2	660301-	M8
27	H158817	PLATE	1	671333-	
28	03M7183	BOLT	2	671333-	M8 X 16
	14M7298	FLANGE NUT	2	671333-	M8
29	N189220	TIE BAND	1	671333-	

# 9E6

CLEAN GRAIN ELEVATOR, GRAIN TANK AND UNLOADING AUGER

UNLOADING AUGER UPPER LUBE BANK  
HP4033 -UN-01JAN94



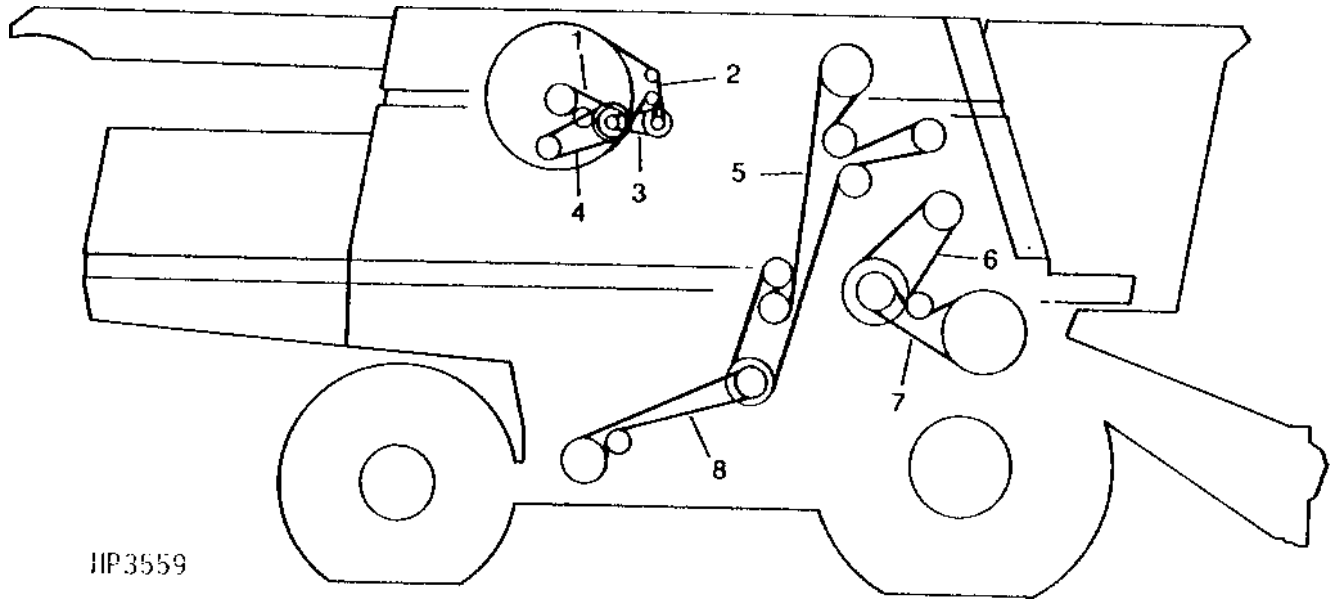
HP4033

# 9E18

DECALS, BELTS AND CHAINS

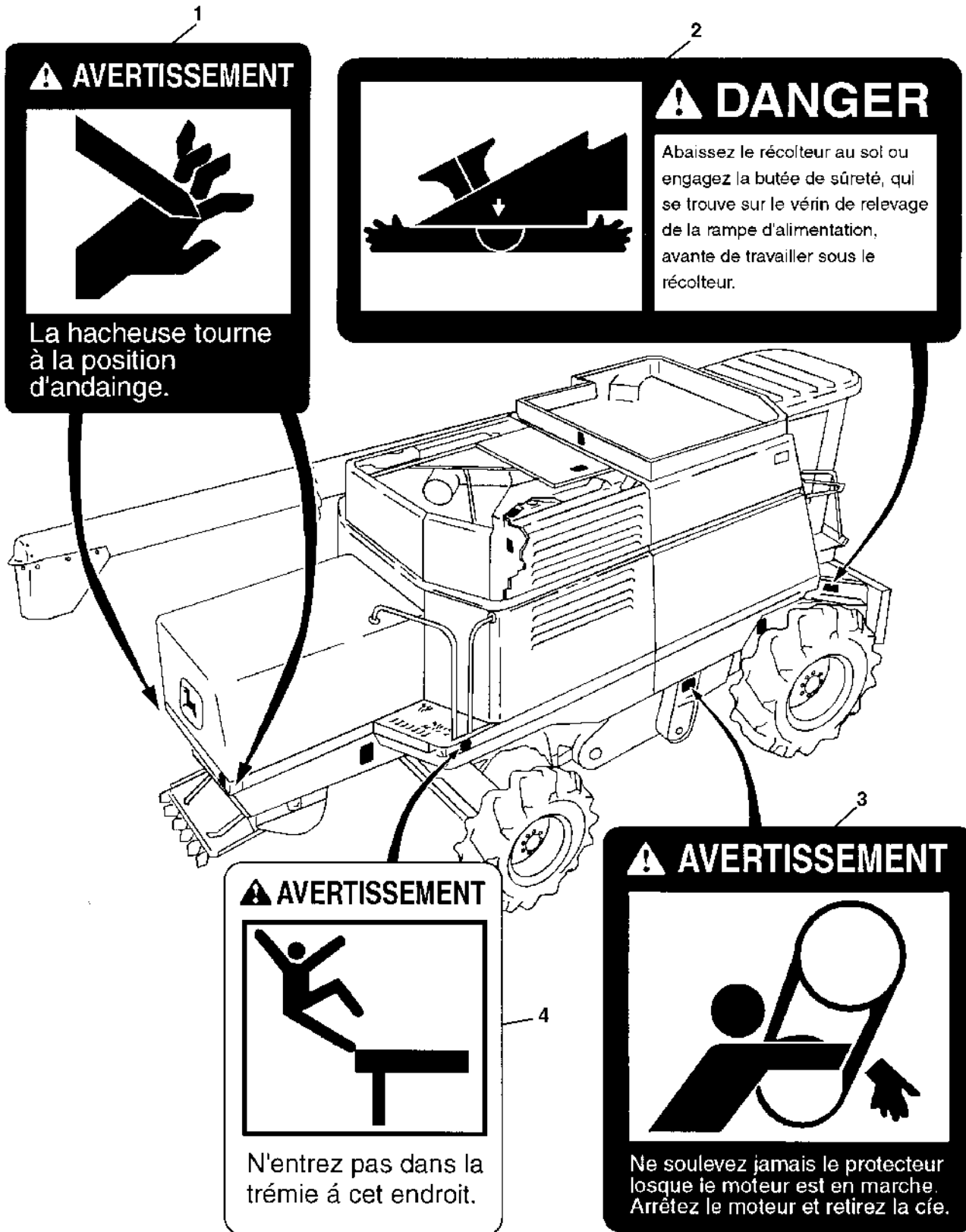
COOLING FAN, ROTARY SCREEN, AIR CONDITIONING, CLEAN GRAIN ELEVATOR, CYLINDER INTERMEDIATE DRIVE,  
CYLINDER DRIVE AND LOWER TAILINGS AUGER AND ELEVATOR

HP3559 -UN-01JAN94



HP3559

KEY	PART NO.	PART NAME	QTY	SERIAL NO.	REMARKS
1	H132808	BELT	1	-641716	COOLING FAN
	AH140623	BELT	1	641717-662523	(SUB H153297)
	H153297	BELT	1		COOLING FAN
2	H133576	BELT	1	-636583	(SUB H143869)
	H143869	BELT	1	636635-641716	
	H145158	BELT	1	641717-	
3	H133577	BELT	1	-641921	ROTARY SCREEN DRIVE
	H146636	BELT	1	641922-	
4	H134437	BELT	1	630201-631300	12.700 X 1 470 MM (1/2" X 57.874") AIR
	H81742	BELT	1	635301-647500	CONDITIONING COMPRESSOR
	H80896	BELT	1	647501-	12.700 X 1 346.200 MM (1/2" X 53")
5	H135458	BELT	1		12.700 X 1 422.500 MM (1/2" X 56.004")
	H141166	BELT	1	640301-	CLEAN GRAIN ELEVATOR
6	H115759	BELT	1		CLEAN GRAIN ELEVATOR
	H162629	BELT	1		(SUB H162629) CYLINDER INTERMEDIATE DRIVE
7	H115881	BELT	1		CYLINDER DRIVE REGULAR DUAL-RANGE AND SINGLE RANGE
8	H118618	BELT	1		CYLINDER DRIVE SLOW SPEED
	N110085	BELT	1		LOWER TAILINGS AUGER AND ELEVATOR



HP6583

CLICK HERE TO **DOWNLOAD** THE COMPLETE MANUAL

- Thank you very much for reading the preview of the manual.
- You can download the complete manual from: [www.heydownloads.com](http://www.heydownloads.com) by clicking the link below



- Please note: If there is no response to CLICKING the link, please download this PDF first and then click on it.

CLICK HERE TO **DOWNLOAD** THE COMPLETE MANUAL