

# AgroCompact F60

## ACCESSORIES

### GENERAL

AUXILIARY FRONT HYDRAULIC DISTRIBUTOR WITH 4 OIL WAYS - FOR MODELS WITHOUT CAB.....	0E.00.1
AUXILIARY FRONT HYDRAULIC DISTRIBUTOR WITH 4 OIL WAYS - FOR MODELS WITH CAB.....	0E.00.2
AUXILIARY FRONT HYDRAULIC DISTRIBUTOR WITH 4 OIL WAYS - FOR MODELS WITH CAB.....	0E.00.3
BRACKET.....	0E.00.6
AUXILIARY FRONT HYDRAULIC DISTRIBUTOR WITH 4 OIL WAYS - FOR MODELS WITHOUT CAB.....	0E.00.7
PIPES FOR 6-WAY FRONT CONTROL VALVE - FOR MODELS WITH CAB.....	0E.00.8
AUXILIARY FRONT HYDRAULIC DISTRIBUTOR WITH 4 OIL WAYS - FOR MODELS WITHOUT CAB.....	0E.00.10
AUXILIARY FRONT HYDRAULIC DISTRIBUTOR WITH 4 OIL WAYS.....	0E.00.11
CONTROLS FOR 4-WAY FRONT AUXILIARY SERVICES CONTROL VALVE.....	0E.00.12
KNOBS FOR 4-WAY AUXILIARY SERVICES CONTROL VALVE.....	0E.00.13
AUXILIARY FRONT HYDRAULIC DISTRIBUTOR WITH 6 OIL WAYS.....	0E.00.14
AUXILIARY FRONT HYDRAULIC DISTRIBUTOR WITH 6 OIL WAYS.....	0E.00.15
AUXILIARY FRONT HYDRAULIC DISTRIBUTOR WITH 6 OIL WAYS.....	0E.00.16
BRACKETS FOR 6-WAY AUXILIARY SERVICES CONTROL VALVE.....	0E.00.17
4-WAY AUXILIARY DISTRIBUTOR.....	0E.00.19
6-WAY AUXILIARY DISTRIBUTOR.....	0E.00.20
6-WAY AUXILIARY DISTRIBUTOR.....	0E.00.21
6-WAY AUXILIARY DISTRIBUTOR.....	0E.00.22
6-WAY AUXILIARY DISTRIBUTOR - FOR 28" NARROW PLATFORM.....	0E.00.23
OIL REGULATOR CONTROL - FOR 28" NARROW PLATFORM.....	0E.00.24
4 - 6 - WAY DISTRIBUTOR EQUIPMENT.....	0E.00.25
4 - 6 - WAY DISTRIBUTOR EQUIPMENT.....	0E.00.26
4-WAY AUXILIARY DISTRIBUTOR - FOR 20" PLATFORM.....	0E.00.27
4-WAY AUXILIARY DISTRIBUTOR - FOR 24" - 28" PLATFORM.....	0E.00.28
4-WAY AUXILIARY DISTRIBUTOR - FOR 24" - 28" PLATFORM.....	0E.00.29
4-WAY AUXILIARY DISTRIBUTOR - FOR TYPES WITH FENDERS.....	0E.00.30
4-WAY AUXILIARY DISTRIBUTOR - FOR 24" PLATFORM.....	0E.00.31
4-WAY AUXILIARY DISTRIBUTOR - FOR 24" PLATFORM.....	0E.00.32
4-WAY AUXILIARY DISTRIBUTOR - FOR 28" PLATFORM.....	0E.00.33
4-WAY AUXILIARY DISTRIBUTOR - FOR 28" PLATFORM.....	0E.00.34
4-WAY AUXILIARY DISTRIBUTOR - FOR 28" NARROW PLATFORM.....	0E.00.35
6-WAY AUXILIARY DISTRIBUTOR - FOR 20" PLATFORM.....	0E.00.36
6-WAY AUXILIARY DISTRIBUTOR - FOR 24" - 28" PLATFORM.....	0E.00.37
6-WAY AUXILIARY DISTRIBUTOR - FOR 24" - 28" PLATFORM.....	0E.00.38
6-WAY AUXILIARY DISTRIBUTOR WITH ELECTRONIC LIFT.....	0E.00.39
6-WAY AUXILIARY DISTRIBUTOR WITH ELECTRONIC LIFT.....	0E.00.40
6-WAY AUXILIARY DISTRIBUTOR - FOR TYPES WITH FENDERS.....	0E.00.41
6-WAY AUXILIARY DISTRIBUTOR - FOR 24" PLATFORM.....	0E.00.42
6-WAY AUXILIARY DISTRIBUTOR - FOR 24" PLATFORM.....	0E.00.43
6-WAY AUXILIARY DISTRIBUTOR - FOR 28" PLATFORM.....	0E.00.44

CLICK HERE TO **DOWNLOAD** THE COMPLETE MANUAL

- Thank you very much for reading the preview of the manual.
- You can download the complete manual from: [www.heydownloads.com](http://www.heydownloads.com) by clicking the link below



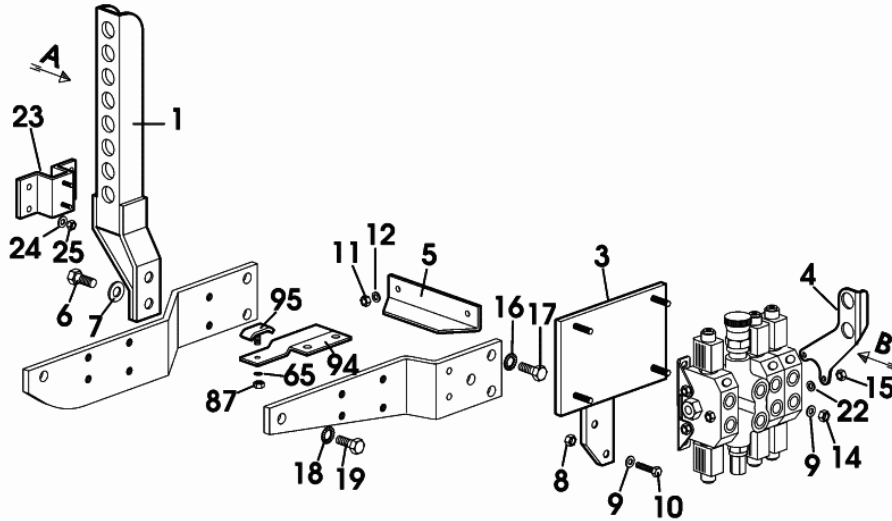
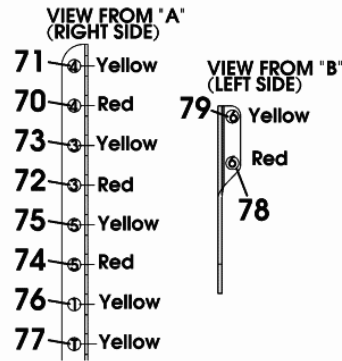
- Please note: If there is no response to CLICKING the link, please download this PDF first and then click on it.

CLICK HERE TO **DOWNLOAD** THE COMPLETE MANUAL



**AUXILIARY FRONT HYDRAULIC DISTRIBUTOR WITH 6 OIL WAYS**

Fig.	Code	QTY	Name
			-> 1086 X AgroCompact 70F4 -> 1098 X AgroCompact F80 -> 1037 X AgroCompact F90
87	2.1011.103.2	13	nut m 6 p.1
94	0.010.9537.0	1	bracket X AgroCompact F60 X AgroCompact 70F3 -> 1086 X AgroCompact 70F4 -> 1098 X AgroCompact F80 -> 1037 X AgroCompact F90
95	0.154.6377.3	1	terminal -> 1100 X AgroCompact F60 -> 1022 X AgroCompact 70F3 -> 1146 X AgroCompact 70F4 -> 1157 X AgroCompact F80 -> 1067 X AgroCompact F90
95	0.154.6377.3	7	terminal 1099 <- X AgroCompact F60 1021 <- X AgroCompact 70F3 -> 1106 - 1145 <- X AgroCompact 70F4 -> 1116 - 1156 <- X AgroCompact F80 -> 1041 - 1066 <- X AgroCompact F90



9\_78688\_25\_0\_A

**AUXILIARY FRONT HYDRAULIC DISTRIBUTOR WITH 6 OIL WAYS**

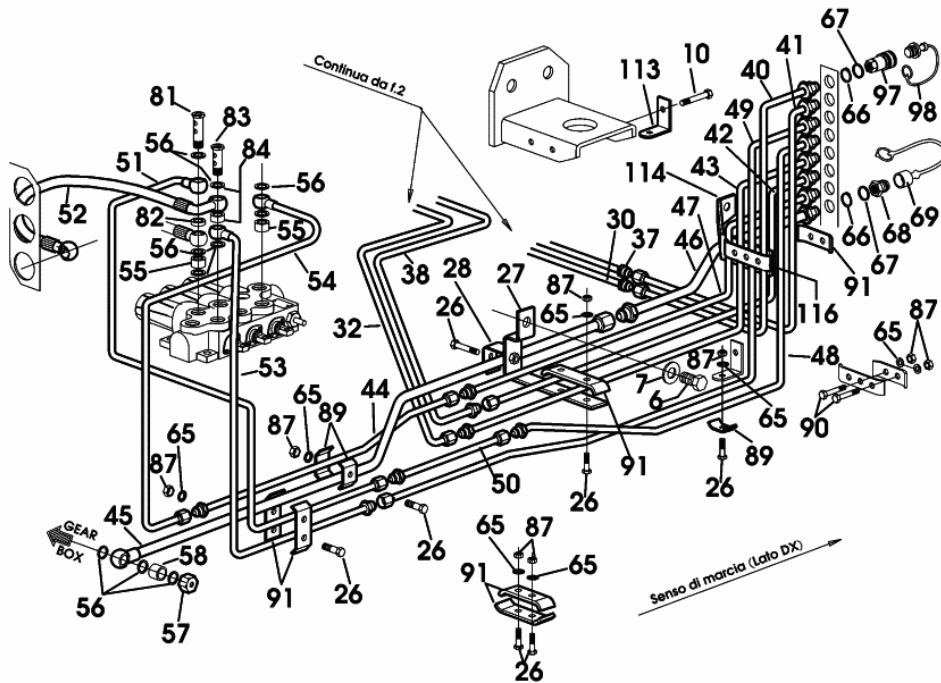


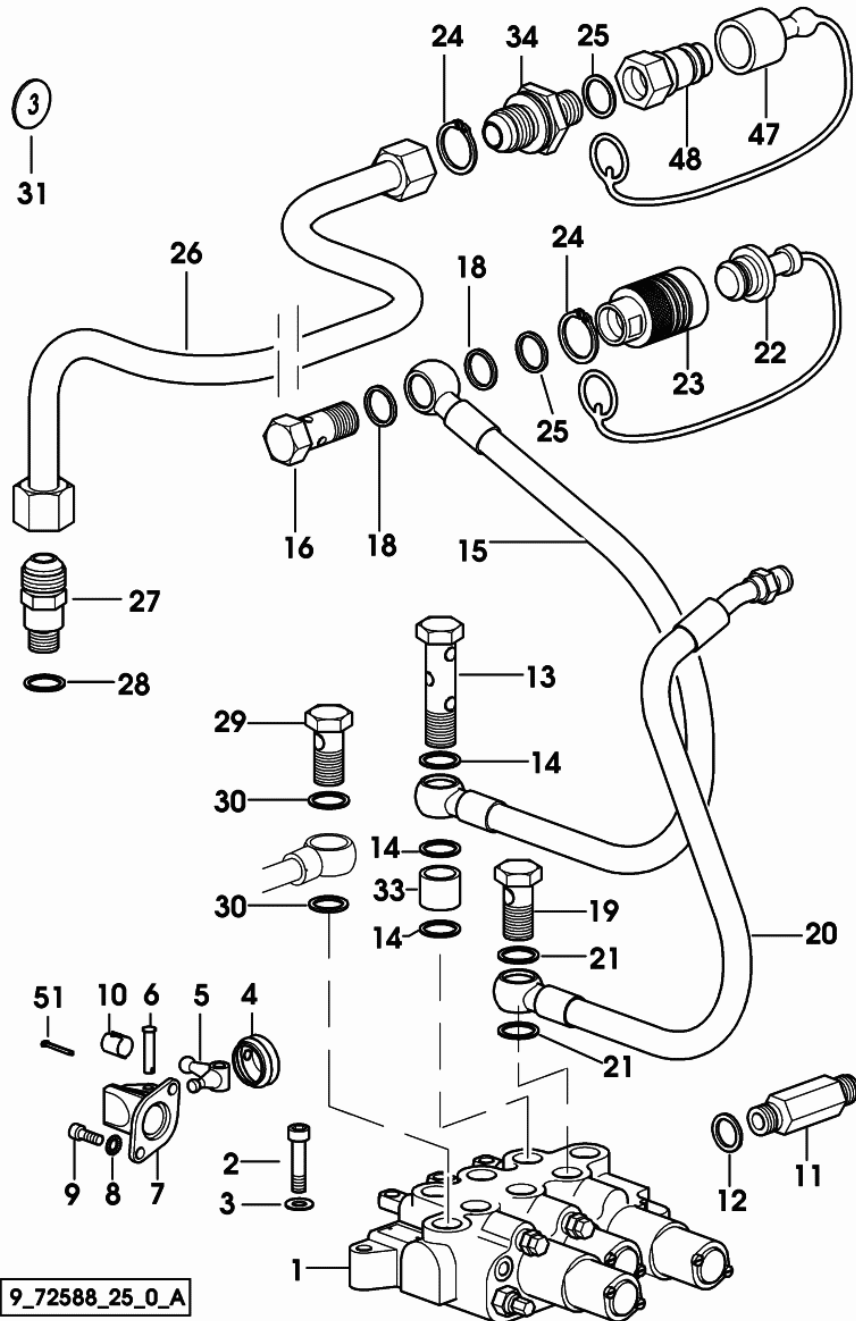
Fig.	Code	QTY	Name
90	2.0112.009.2	4	-> 1116 X AgroCompact F80 -> 1041 X AgroCompact F90 screw m 6 p.1 x 25 -> 1086 - 1105 <- X AgroCompact 70F4 -> 1098 - 1115 <- X AgroCompact F80 -> 1037 - 1040 <- X AgroCompact F90
90	2.0112.017.2	2	screw m 6 p.1x45
91	0.212.6370.0	6	clamp
97	0.98308.50.3/10	9	coupling X AgroCompact F60 X AgroCompact 70F3 -> 1106 X AgroCompact 70F4 -> 1116 X AgroCompact F80 -> 104 ☞ 0.98308.50.3/10 ☞ 0E.00.113
98	0.013.7997.0	9	plug
113	0.012.6682.0	1	bracket -> 1100 X AgroCompact F60 -> 1022 X AgroCompact 70F3 -> 1146 X AgroCompact 70F4 -> 1157 X AgroCompact F80 -> 1067 X AgroCompact F90
114	0.012.6684.0	1	bracket -> 1100 X AgroCompact F60 -> 1022 X AgroCompact 70F3 -> 1146 X AgroCompact 70F4 -> 1157 X AgroCompact F80 -> 1067 X AgroCompact F90
116	0.012.6735.0	1	bracket -> 1100 X AgroCompact F60 -> 1022 X AgroCompact 70F3 -> 1146 X AgroCompact 70F4 -> 1157 X AgroCompact F80 -> 1067 X AgroCompact F90

9\_78688\_25\_0\_C

**6-WAY AUXILIARY DISTRIBUTOR - FOR 28" NARROW PLATFORM**

Fig.	Code	QTY	Name
------	------	-----	------

- > 1042 X AgroCompact 70F3
- > 1234 X AgroCompact 70F4
- > 1331 X AgroCompact F80
- > 1175 X AgroCompact F90



9\_72588\_25\_0\_A

Section: ACCESSORIES

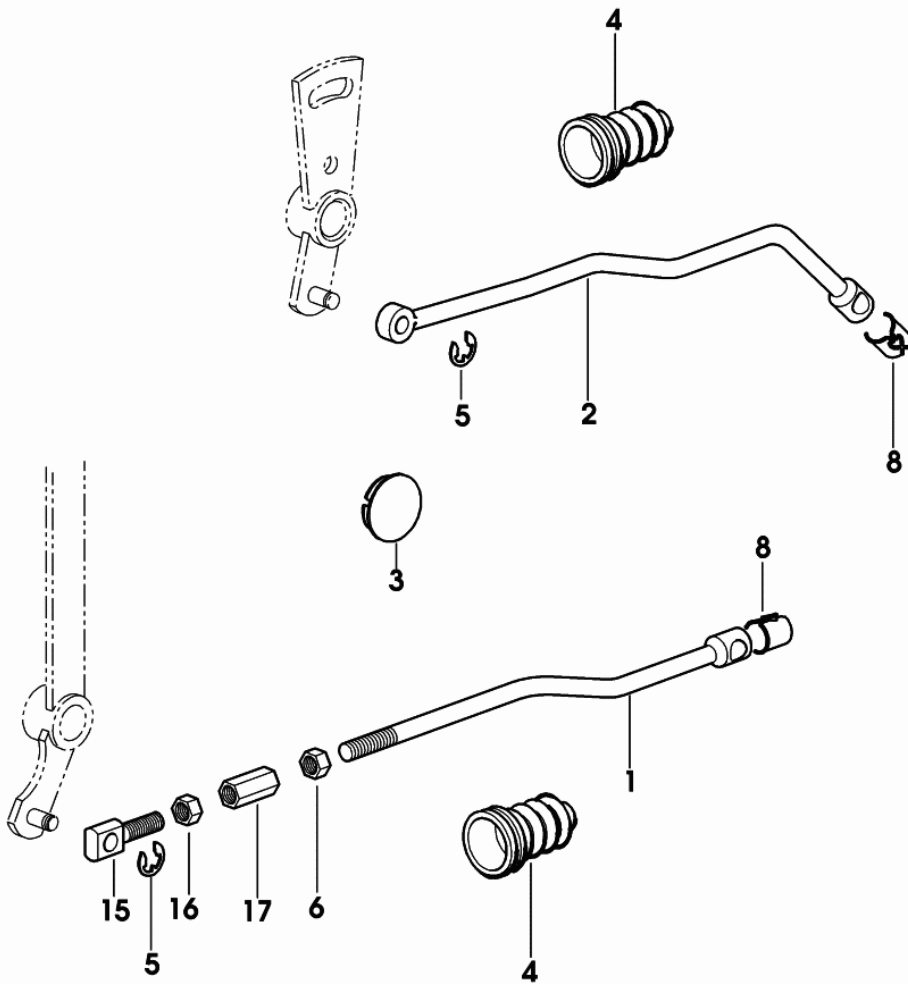
**4-WAY AUXILIARY DISTRIBUTOR - FOR 24" PLATFORM**

Fig.	Code	QTY	Name
------	------	-----	------

**Notes:**

-> 1111 X AgroCompact F60 -> 1023 X AgroCompact 70F3 -> 1164 X AgroCompact 70F4 -> 1186 X AgroCompact F80 -> 1068 X AgroCompact F90

1	0.010.6812.0/30	1	rod
2	0.010.6813.0/30	1	rod
3	2.6070.051.0	1	plug Ø 25 -> 1018 X AgroCompact F60 -> 1005 X AgroCompact 70F3 -> 1019 X AgroCompact 70F4 -> 1025 X AgroCompact F80 -> 1008 X AgroCompact F90
4	0.009.8175.0/10	2	bellows
5	2.1430.007.2	2	circlip 6, d128
6	2.1011.105.2	1	nut m 8 p.1.25
8	0.257.6757.0	2	spring
15	0.012.6541.0	1	terminal m 8
16	2.1019.127.2	1	nut m 8 p.1.25 x 6.8, sx/lh/li
17	2.1099.156.2	1	special nut m 8



9\_70288\_37\_0\_0

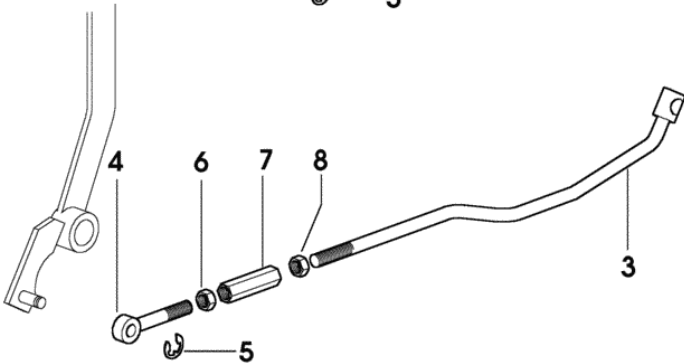
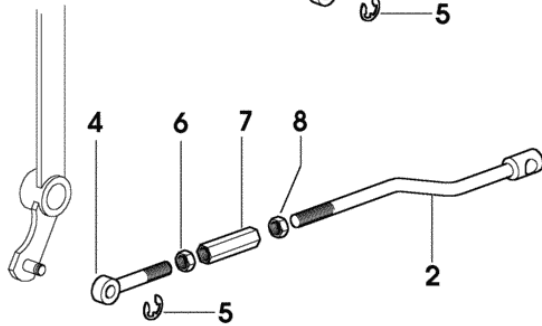
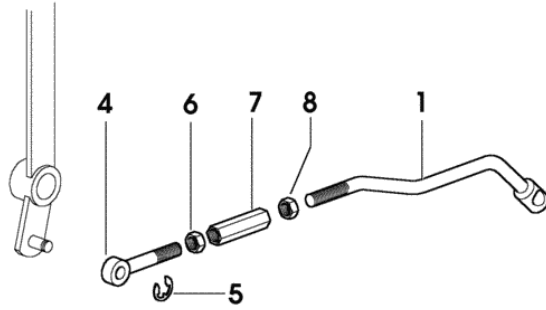
**6-WAY AUXILIARY DISTRIBUTOR - FOR TYPES WITH FENDERS**

Fig.	Code	QTY	Name
------	------	-----	------

**Notes:**

(...) <- X AgroCompact F60    (...) <- X AgroCompact 70F3    (...) <- X AgroCompact 70F4    (...) <- X AgroCompact F80    (...) <- X AgroCompact F90

1	0.010.8407.0	1	rod
2	0.010.8405.0	1	rod
3	0.010.8406.0	1	rod
4	0.010.4186.0	3	tip m 8
5	2.1430.007.2	3	circlip 6, d128
6	2.1019.127.2	3	nut m 8 p.1.25 x 6.8, sx/lh/li
7	2.1099.139.2/10	3	nut m 8
8	2.1011.105.2	3	nut m 8 p.1.25



9\_79088\_32\_0\_0

Section: ACCESSORIES

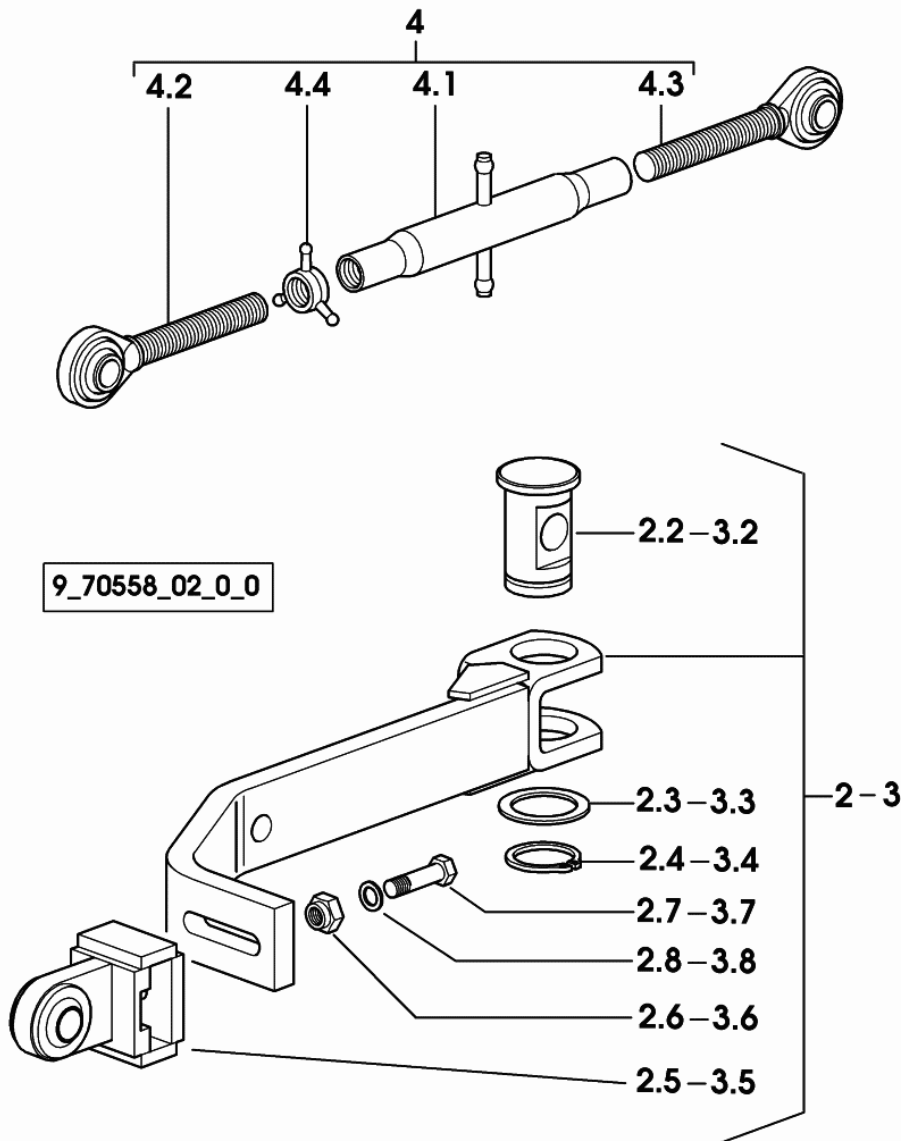
**THREE-POINT COUPLING - TOP/LOWER LINK**

Fig.	Code	QTY	Name
------	------	-----	------

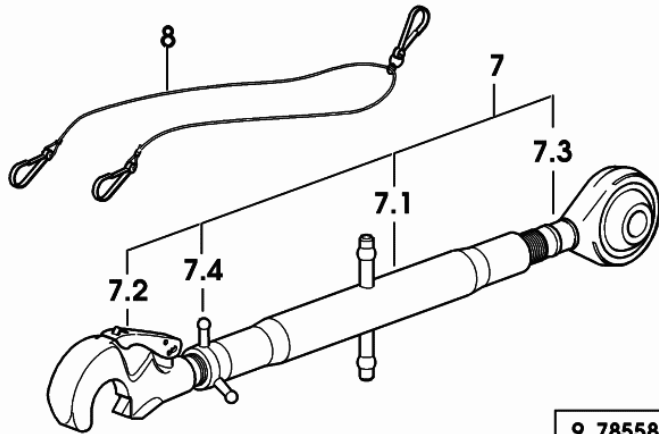
**Notes:**

-> 1050 X AgroCompact F60 -> 1007 X AgroCompact 70F3 -> 1055 X AgroCompact 70F4 -> 1045 X AgroCompact F80 -> 1011 X AgroCompact F90

2	0.011.5781.4	1	right hand arm dx/rh/re
2.2	0.010.7747.0	1	pin
2.3	2.1599.521.0/10	1	snoulder 60.5 x 82 x 3.5
2.4	2.1410.024.1	1	circlip Ø 60 mm
2.5	0.011.5780.3	1	terminal
2.6	2.1019.142.2	1	nut
2.7	2.0112.621.2	1	screw m 16 p.2 x 60
2.8	2.1475.006.2	1	washer 16
3	0.011.5782.4	1	left hand arm sx/lh/li
3.2	0.010.7747.0	1	pin
3.3	2.1599.521.0/10	1	snoulder 60.5 x 82 x 3.5
3.4	2.1410.024.1	1	circlip Ø 60 mm
3.5	0.011.5780.3	1	terminal
3.6	2.1019.142.2	1	nut
3.7	2.0112.621.2	1	screw m 16 p.2 x 60
3.8	2.1475.006.2	1	washer 16
4	0.96079.13.4/10	1	3 point hitch
4.1	0.96018.13.3	1	sleeve
4.2	0.96044.14.3	1	rod dx/rh/re
4.3	0.760.3515.3	1	rod sx/lh/li
4.4	0.96014.57.0	1	wing nut m 27 p.3



**THREE-POINT COUPLING - TOP/LOWER LINK - AUTOM. - FOR NARROW CRAMER TOW HOOK**



9\_78558\_03\_0\_A

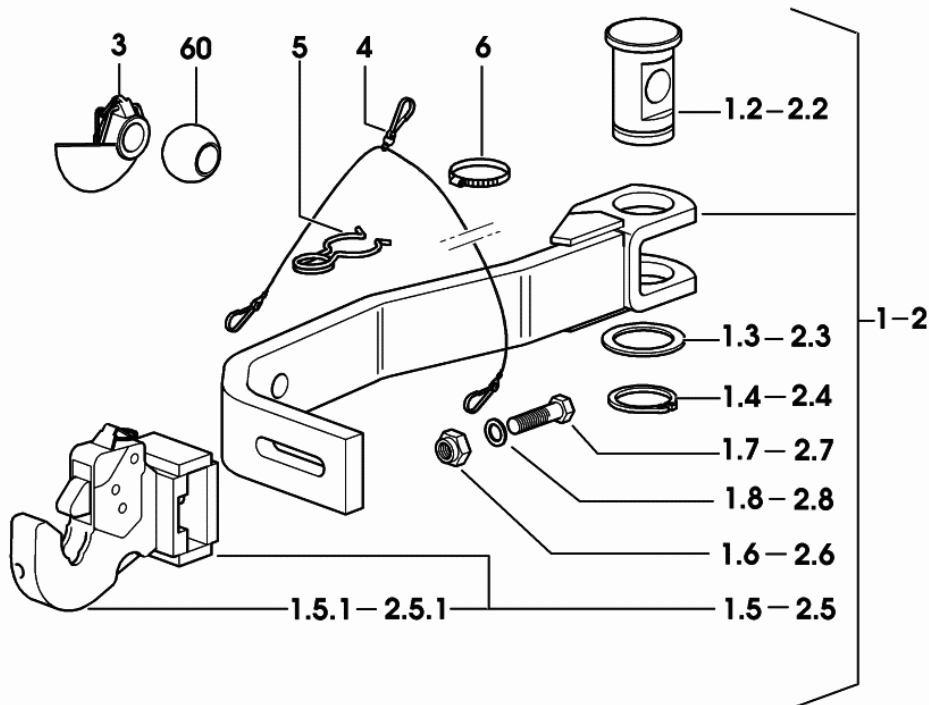


Fig.	Code	QTY	Name
			-> (...) X AgroCompact 70F3
			-> (...) X AgroCompact 70F4
			-> (...) X AgroCompact F80
			-> (...) X AgroCompact F90
7.1	0.011.3994.3	1	sleeve
7.2	0.011.3988.3	1	rod 2 cat.- WALTERSCHEID - WALTERSCHEID COMPONENT PARTS SEE COMPONENTS LIST ☞ 0.011.3988.3 ☞ 0E.00.118
7.2	0.014.1412.3	1	rod 2 cat.-CBM- - CBM COMPONENT PARTS SEE COMPONENTS LIST ☞ 0.014.1412.3 ☞ 0E.00.119
7.3	0.760.3515.3	1	rod sx/lh/li
7.4	0.96014.57.0	1	wing nut m 27 p.3
8	0.009.3534.0	1	cable
60	0.760.5952.0	2	cap Ø 56

Section: ACCESSORIES

**3-POINT HITCH WITH ELECTRO-HYDRAULIC ADJUSTMENT**

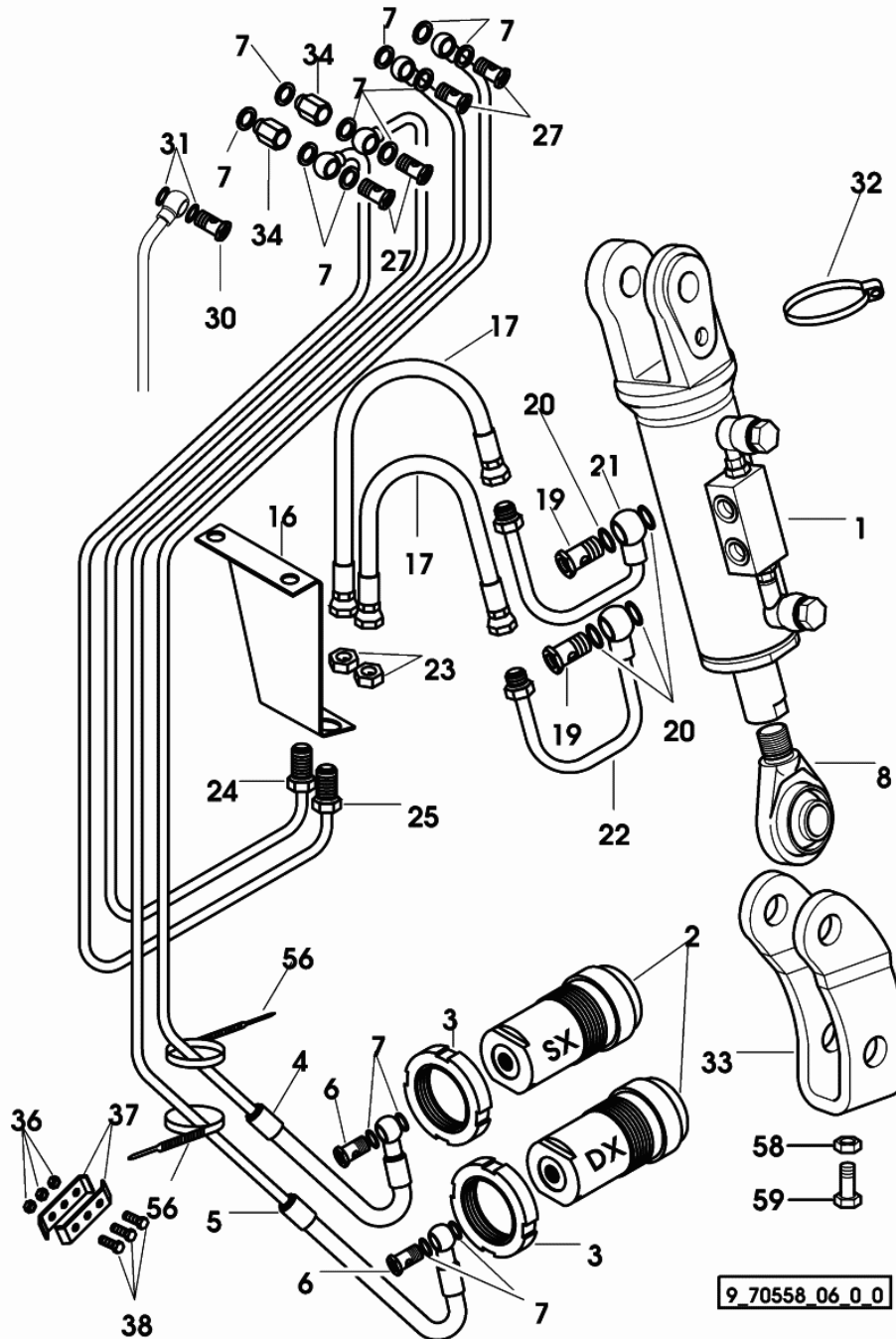


Fig.	Code	QTY	Name
------	------	-----	------

Notes:

-> 1084 - 1126 <- X AgroCompact F60 -> 1019 - 1025 <- X AgroCompact 70F3 -> 1106 - 1172 <- X AgroCompact 70F4 -> 1114 - 1226 <- X AgroCompact F80 -> 1042 - 1109 <- X AgroCompact F90

1	0.011.3468.4/10	1	roller 65x40x165 COMPONENT PARTS SEE COMPONENTS LIST ☞ 0.011.3468.4/10 ☞ 0E.00.120
2	0.011.4904.4	2	cylinder A = mm 108.5 COMPONENT PARTS SEE COMPONENTS LIST ☞ 0.011.4904.4 ☞ 0E.00.123
3	2.1211.011.7	2	ring nut m 50 p.1.5
4	0.011.7768.3/10	1	tube sx/lh/li
5	0.011.7767.3	1	tube dx/rh/re
6	2.3335.005.2	3	pipe union m 12 p.1.5 x 24
7	2.1560.008.0	16	gasket 12.2 x 18
8	0.011.0261.3	1	head
16	0.011.3264.0	1	bracket
17	0.011.3362.3	2	tube
19	2.3335.007.2	2	pipe union m 16 p.1.5
20	2.1560.011.0	4	gasket 16.2x20
21	0.011.3364.3	1	tube
22	0.011.3365.3	1	tube
23	2.1019.093.2	2	nut 1/2 - 20 UNF-2B
24	0.011.7766.3	1	tube
25	0.011.7765.3	1	tube
27	2.3332.003.2	4	pipe union m 12 p.1.25 x 23
30	2.3332.004.2	1	pipe union m 14 p.1.5 x 27
31	2.1560.010.0	2	gasket 14.2 x 20 x 1.5
32	2.6850.013.0	1	clamp 60-100
33	0.011.3271.0/20	2	bracket
34	2.3339.788.2	2	pipe fitting m 12 p.1.25
36	2.1011.103.2	3	nut m 6 p.1
37	0.465.6362.0	2	terminal
38	2.0112.007.2	3	screw m 6 p.1 x 20
56	2.6859.030.0	2	clamp
58	2.1011.108.2	4	nut m 14 p.2
59	2.0112.511.2	4	screw m 14 p.2 x 30

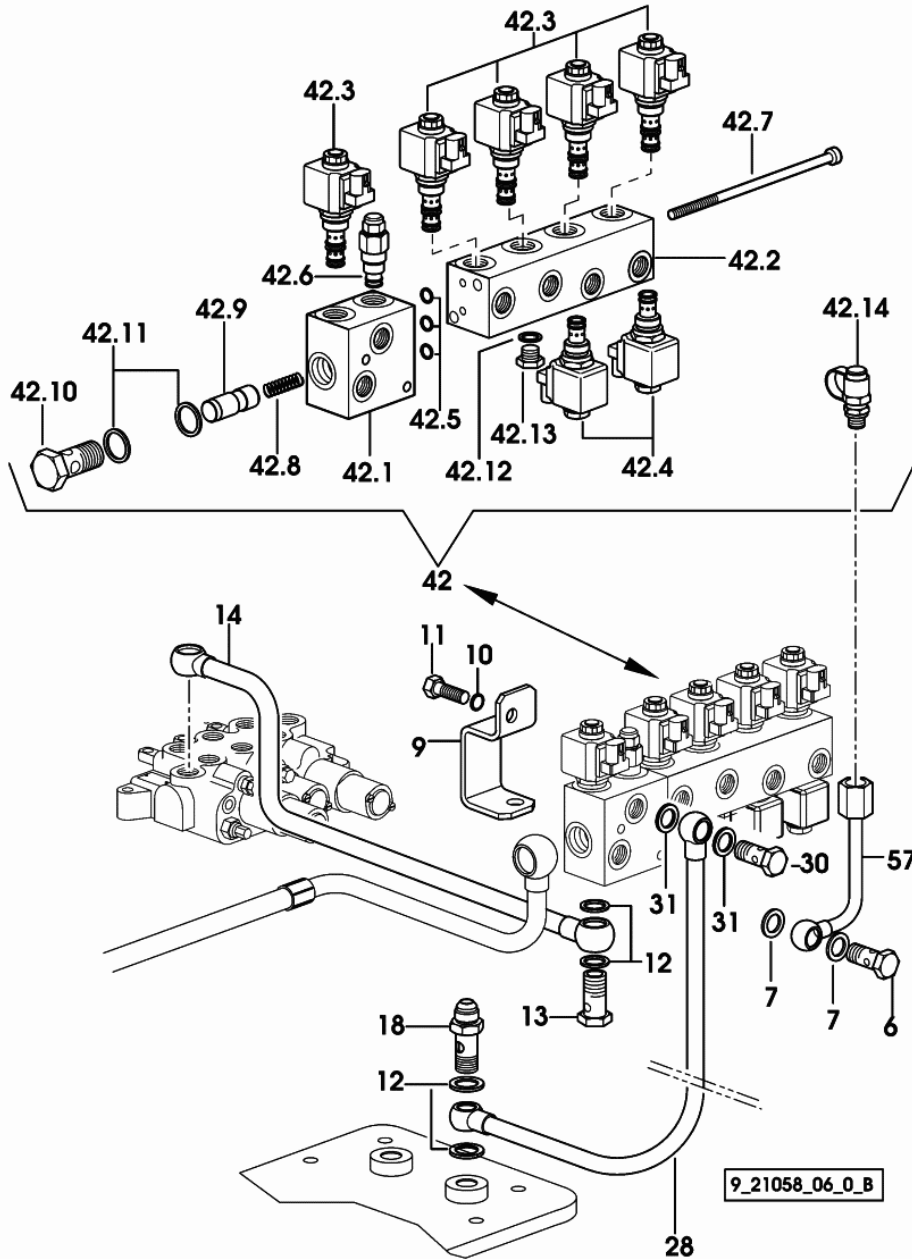
**3-POINT HITCH WITH ELECTRO-HYDRAULIC ADJUSTMENT**

Fig.	Code	QTY	Name
------	------	-----	------

**Notes:**

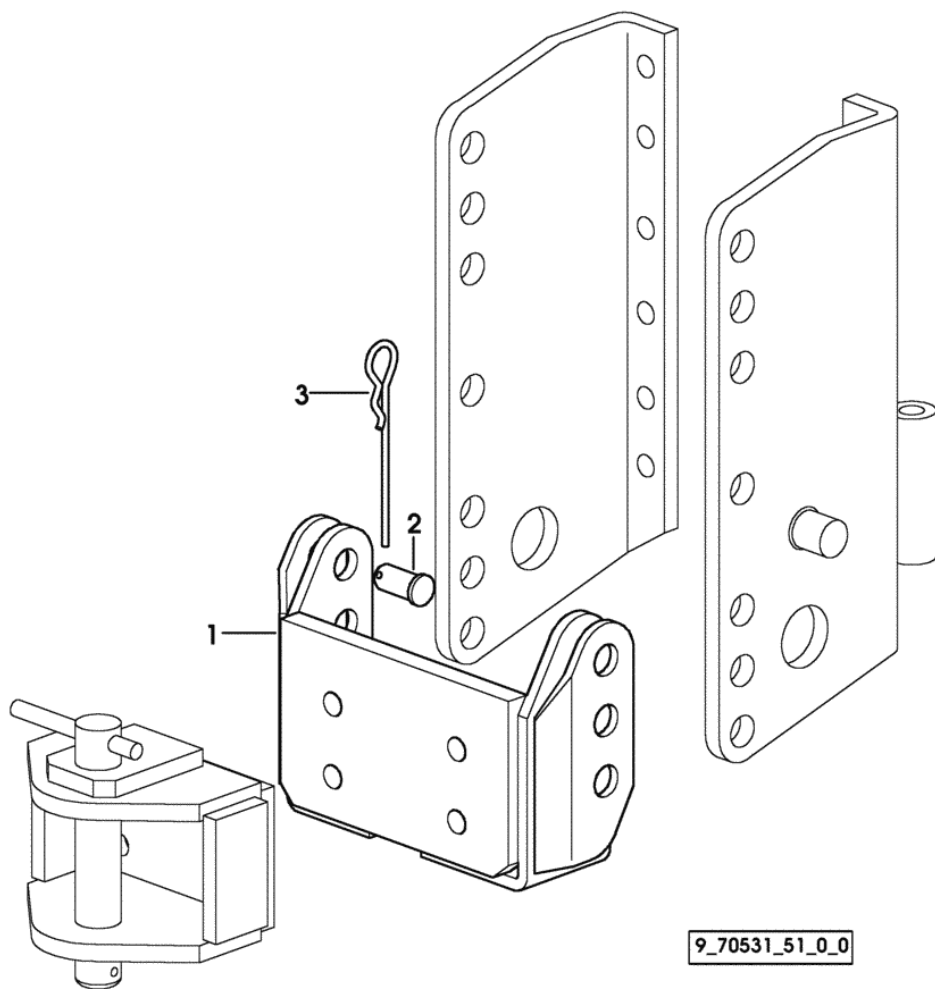
-> 1127 X AgroCompact F60 -> 1026 X AgroCompact 70F3 -> 1173 X AgroCompact 70F4 -> 1227 X AgroCompact F80 -> 1110 X AgroCompact F90

6	2.3335.005.2	3	pipe union m 12 p.1.5 x 24
7	2.1560.008.0	16	gasket 12.2 x 18 1132 <- X AgroCompact F60 1028 <- X AgroCompact 70F3 1193 <- X AgroCompact 70F4 1250 <- X AgroCompact F80 1119 <- X AgroCompact F90
7	2.1560.008.0	14	gasket 12.2 x 18 -> 1133 X AgroCompact F60 -> 1029 X AgroCompact 70F3 -> 1194 X AgroCompact 70F4 -> 1251 X AgroCompact F80 -> 1120 X AgroCompact F90
9	0.011.7769.0	1	bracket
10	2.1470.002.2	1	washer 6, d128
11	2.0112.004.2	1	screw m 6 p.1 x 14
12	2.1560.014.0	4	gasket 18.2 x 24 x 1.5
13	2.3335.008.2	1	pipe union m 18 p.1.5 x 32
14	0.011.7763.3	1	tube
18	2.3339.812.2/10	1	pipe fitting m 18 p.1.5
28	0.011.7764.3/20	1	tube
30	2.3332.004.2	1	pipe union m 14 p.1.5 x 27
31	2.1560.010.0	2	gasket 14.2 x 20 x 1.5
42	0.000.0000.1	0	not serviceable
42.1	0.011.2246.3	1	valve body
42.2	0.012.8808.3	1	body
42.3	2.3729.340.0/30	5	electro valve COMPONENT PARTS SEE COMPONENTS LIST ☞ 2.3729.340.0/30 ☞ 0E.00.31
42.4	2.3729.330.0/30	2	electro valve COMPONENT PARTS SEE COMPONENTS LIST ☞ 2.3729.330.0/30 ☞ 0E.00.124
42.5	2.1532.014.0	3	'o' ring 7.65 x 1.78
42.6	2.3719.630.0/10	1	valve
42.7	2.0399.273.2	2	screw m 8 x 150
42.8	2.4019.256.1	1	spring 7.8 x 54 x 1.4



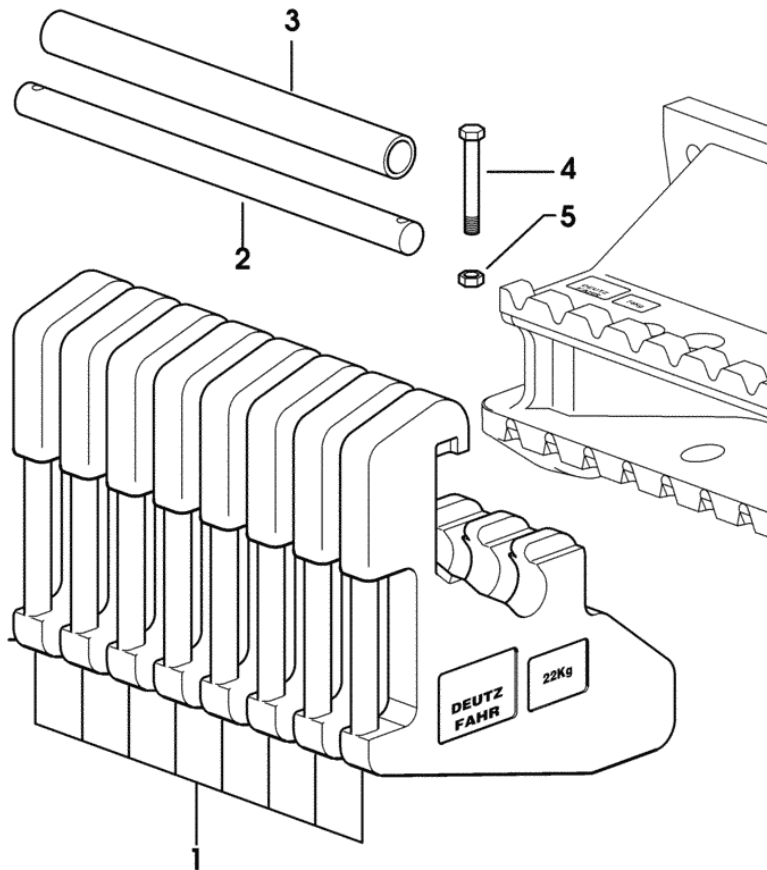
**FRAME HOOK HOLDER GRASSI**

Fig.	Code	QTY	Name
1	0.011.3621.2/10	1	support
2	0.467.3119.0/10	4	pin
3	2.1699.236.2	2	pin Ø 5



Section: ACCESSORIES  
**FRONT BALLAST n. 8**

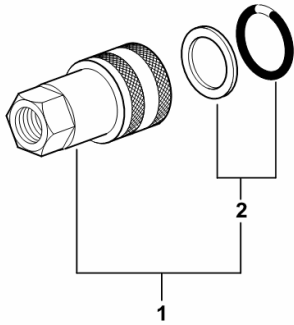
Fig.	Code	QTY	Name
1	0.010.5447.0/10	8	ballast 22 Kg
2	0.011.5549.0	1	pin 32x384
3	0.011.5554.0	1	tube
4	2.0112.331.2	2	screw m 10 p.1.5x110
5	2.1019.136.2	2	nut m 10



9\_78552\_40\_0\_0

Section: ACCESSORIES  
**ENGAGEMENT**

Fig.	Code	QTY	Name
1	0.98308.50.3/10	1	coupling
2	04438079	1	seal ring kit



0\_98308\_50\_3\_10

Section: BODY WORK  
**DEFLECTORS AND SUPPORTS**

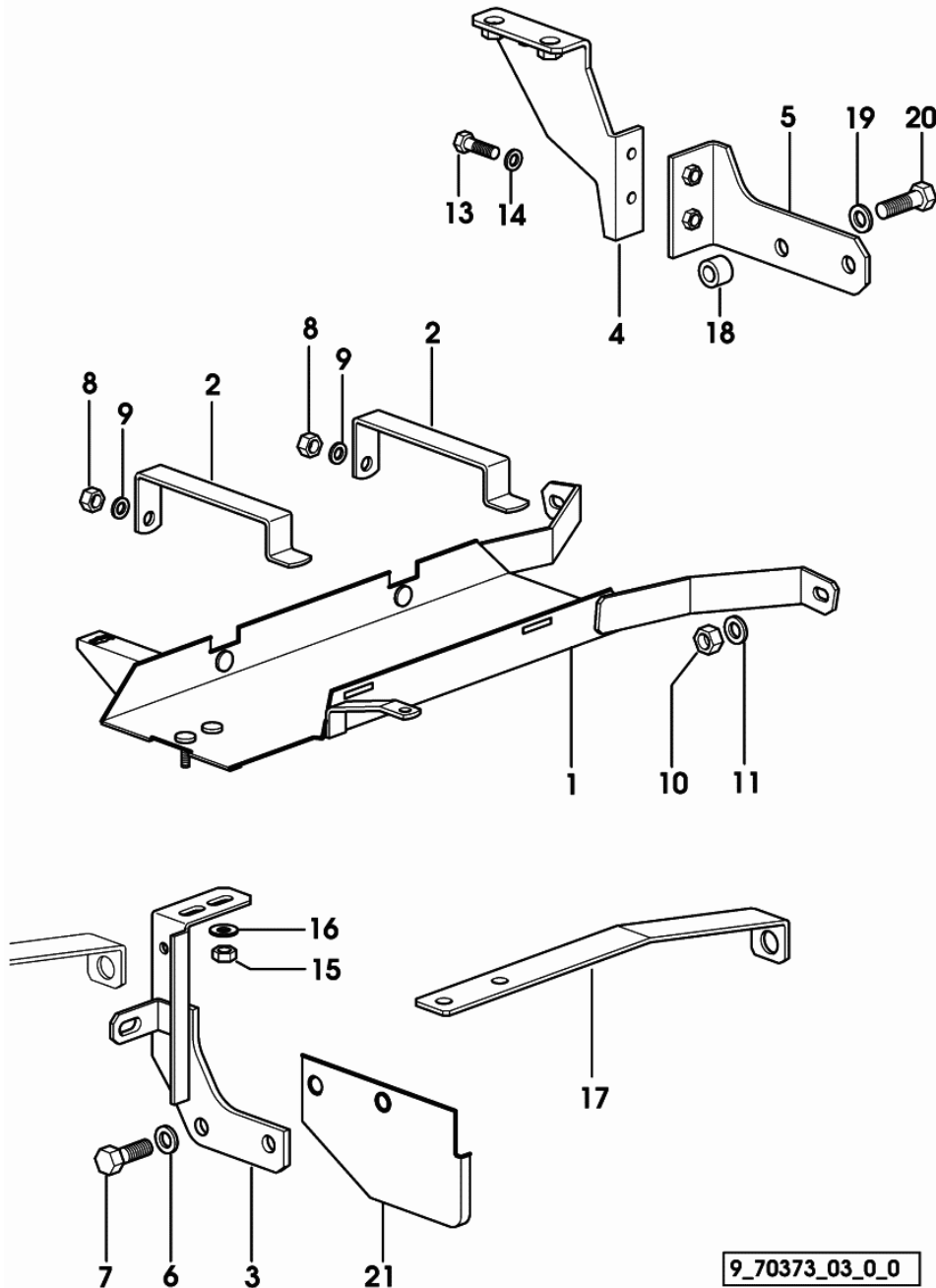
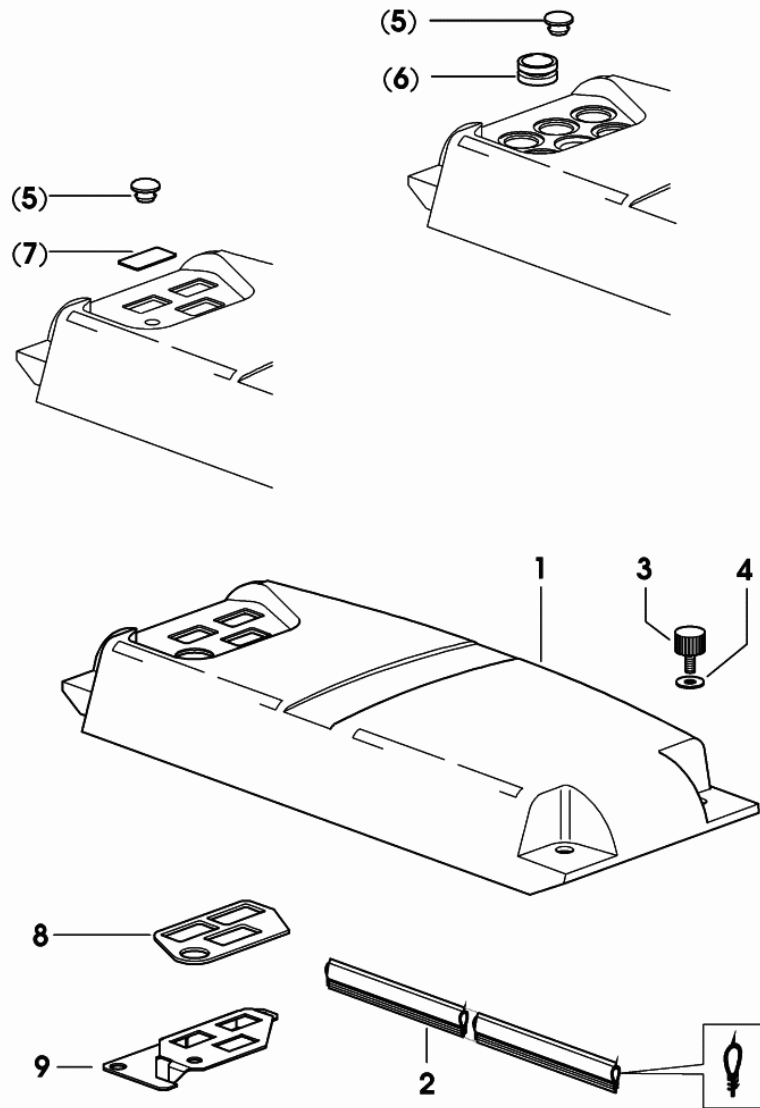


Fig.	Code	QTY	Name
1	0.010.8264.3/10	1	channel
2	0.010.8268.0/20	2	bracket
3	0.010.8266.2/10	1	bracket
4	0.010.8222.3	1	support
5	0.010.8223.3	1	bracket
6	2.1310.006.2	2	flat washer 10.5
7	2.0112.305.2	2	screw m 10 p.1.5 x 16
8	2.1011.103.2	4	nut m 6 p.1
9	2.1310.002.2	4	washer 6.6, d125
10	2.1011.103.2	2	nut m 6 p.1
11	2.1310.002.2	2	washer 6.6, d125
13	2.0112.005.2	1	screw m 6 p.1 x 16
14	2.1310.002.2	2	washer 6.6, d125
15	2.1011.103.2	2	nut m 6 p.1
16	2.1310.002.2	2	washer 6.6, d125
17	0.010.8269.0	1	square
18	2.1579.104.2	2	spacer 11x20x10.5
19	2.1470.006.2	2	lock washer 10
20	2.0112.309.2	2	screw m 10 p.1.5 x 25
21	0.010.9700.0	1	plate

9\_70373\_03\_0\_0

Section: BODY WORK  
**BATTERY COVER**

Fig.	Code	QTY	Name
9	0.013.0016.2/10	1	-> 1096 X AgroCompact F90 support



9\_70573\_04\_0\_0

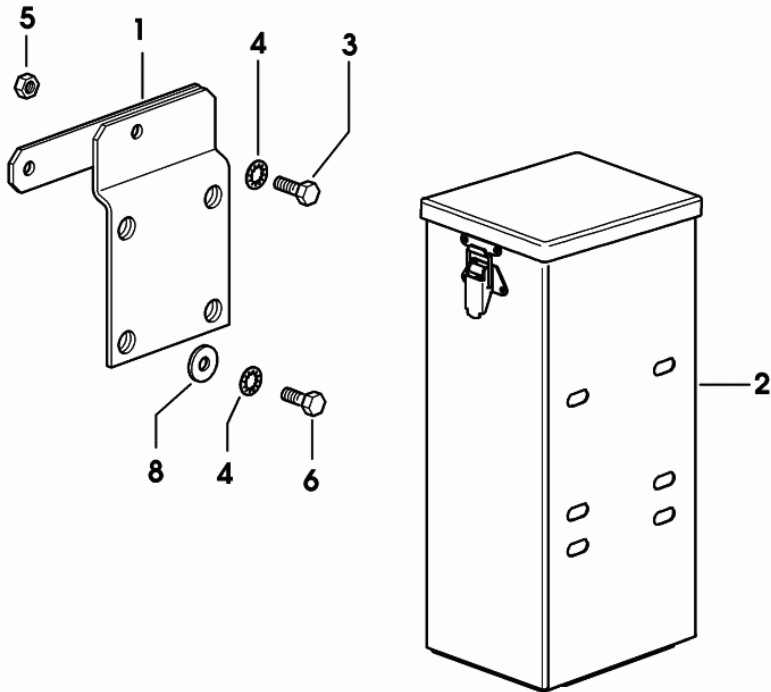
Section: BODY WORK  
**METAL TOOLBOX**

Fig.	Code	QTY	Name
------	------	-----	------

**Notes:**

-> 1023 X AgroCompact F60 -> 1006 X AgroCompact 70F3 -> 1027 X AgroCompact 70F4 -> 1027 X AgroCompact F80 -> 1010 X AgroCompact F90

1	0.011.0928.3	1	spacer
2	0.467.7317.3/70	1	metal toolbox
3	2.0112.208.2	2	screw m 8 p.1.25 x 22
4	2.1470.004.2	4	washer 8
5	2.1011.105.2	2	nut m 8 p.1.25
6	2.0132.006.2	4	screw m 8 p.1.25 x 20
8	2.1312.004.2	2	washer 8.4



9\_70273\_06\_0\_0

100

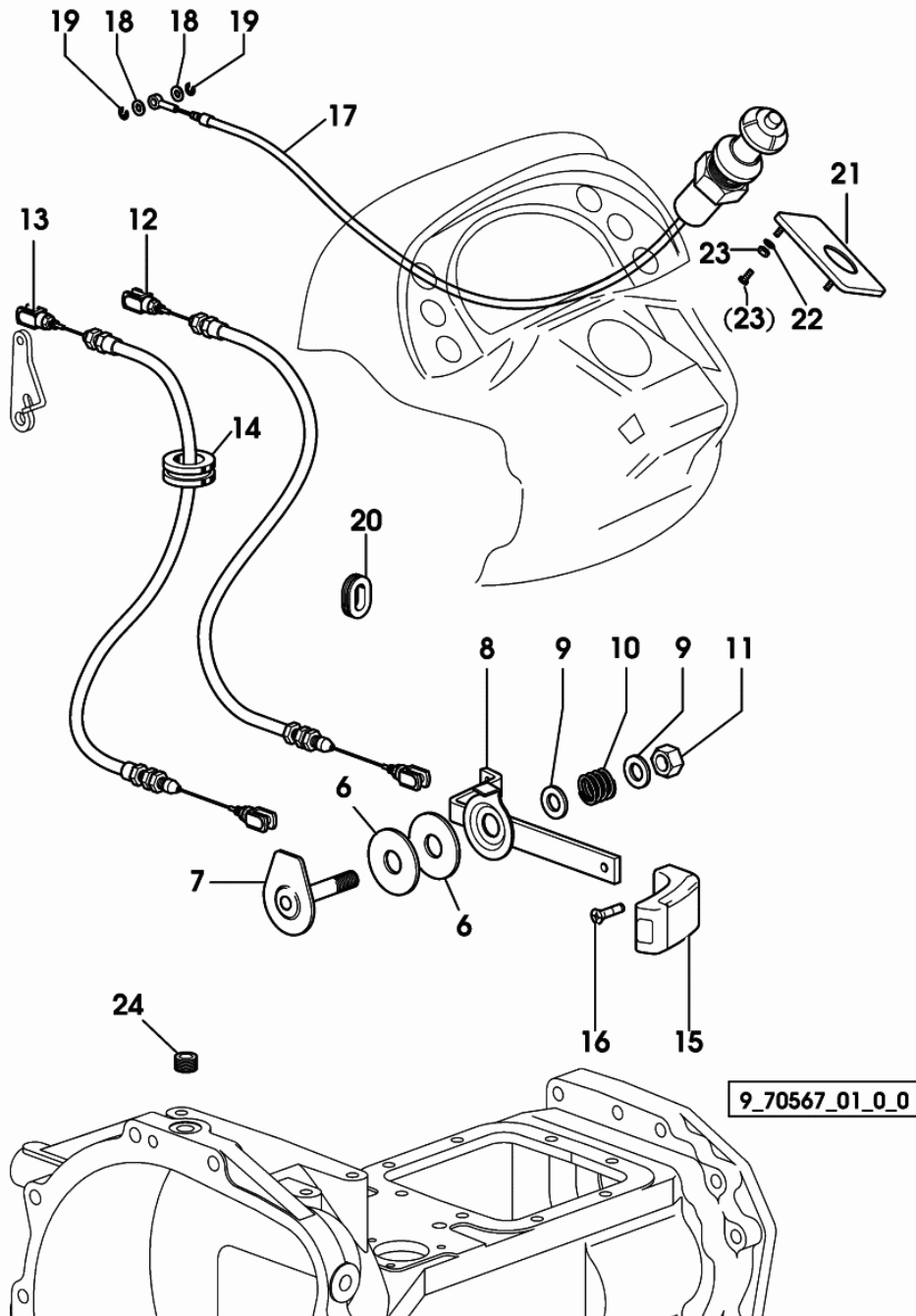
Section: BODY WORK  
SPEED LABEL MPH

Fig.	Code	QTY	Name
------	------	-----	------

**100.12**

ENGINE	1400	1800	1967	2200	rpm
1L	544	655	651	636	151
2L	533	636	631	616	151
3L	522	619	614	599	151
4L	511	602	597	582	151
5L	500	585	580	565	151
6L	489	568	563	548	151
7L	478	551	546	531	151
8L	467	534	529	514	151
9L	456	517	512	497	151
10L	445	500	495	480	151
11L	434	483	478	463	151
12L	423	466	461	446	151
13L	412	449	444	429	151
14L	401	432	427	412	151
15L	390	415	410	395	151
16L	379	398	393	378	151
17L	368	381	376	361	151
18L	357	364	359	344	151
19L	346	347	342	327	151
20L	335	330	325	310	151
21L	324	313	308	293	151
22L	313	296	291	276	151
23L	302	279	274	259	151
24L	291	262	257	242	151
25L	280	245	240	225	151
26L	269	228	223	208	151
27L	258	211	206	191	151
28L	247	194	189	174	151
29L	236	177	172	157	151
30L	225	160	155	140	151
31L	214	143	138	123	151
32L	203	126	121	106	151
33L	192	109	104	89	151
34L	181	92	87	72	151
35L	170	75	70	55	151
36L	159	58	53	38	151
37L	148	41	36	21	151
38L	137	24	19	4	151
39L	126	7	2	-11	151
40L	115	-10	-15	-28	151
41L	104	-27	-32	-45	151
42L	93	-44	-49	-62	151
43L	82	-61	-66	-79	151
44L	71	-78	-83	-96	151
45L	60	-95	-100	-113	151
46L	49	-112	-117	-130	151
47L	38	-129	-134	-147	151
48L	27	-146	-151	-164	151
49L	16	-163	-168	-181	151
50L	5	-180	-185	-198	151
51L	-6	-197	-202	-215	151
52L	-15	-214	-219	-232	151
53L	-24	-231	-236	-249	151
54L	-33	-248	-253	-266	151
55L	-42	-265	-270	-283	151
56L	-51	-282	-287	-300	151
57L	-60	-299	-304	-317	151
58L	-69	-316	-321	-334	151
59L	-78	-333	-338	-351	151
60L	-87	-350	-355	-368	151
61L	-96	-367	-372	-385	151
62L	-105	-384	-389	-402	151
63L	-114	-401	-406	-419	151
64L	-123	-418	-423	-436	151
65L	-132	-435	-440	-453	151
66L	-141	-452	-457	-470	151
67L	-150	-469	-474	-487	151
68L	-159	-486	-491	-504	151
69L	-168	-503	-508	-521	151
70L	-177	-520	-525	-538	151
71L	-186	-537	-542	-555	151
72L	-195	-554	-559	-571	151
73L	-204	-571	-576	-589	151
74L	-213	-588	-593	-606	151
75L	-222	-605	-610	-623	151
76L	-231	-622	-627	-640	151
77L	-240	-639	-644	-657	151
78L	-249	-656	-661	-674	151
79L	-258	-673	-678	-691	151
80L	-267	-690	-695	-708	151
81L	-276	-707	-712	-725	151
82L	-285	-724	-729	-742	151
83L	-294	-741	-746	-759	151
84L	-303	-758	-763	-776	151
85L	-312	-775	-780	-793	151
86L	-321	-792	-797	-810	151
87L	-330	-809	-814	-827	151
88L	-339	-826	-831	-844	151
89L	-348	-843	-848	-861	151
90L	-357	-860	-865	-878	151
91L	-366	-877	-882	-895	151
92L	-375	-894	-899	-912	151
93L	-384	-911	-916	-929	151
94L	-393	-928	-933	-946	151
95L	-402	-945	-950	-963	151
96L	-411	-962	-967	-980	151
97L	-420	-979	-984	-997	151
98L	-429	-996	-1001	-1014	151
99L	-438	-1013	-1018	-1031	151
100L	-447	-1030	-1035	-1048	151
101L	-456	-1047	-1052	-1065	151
102L	-465	-1064	-1069	-1082	151
103L	-474	-1081	-1086	-1100	151
104L	-483	-1098	-1103	-1117	151
105L	-492	-1115	-1120	-1134	151
106L	-501	-1132	-1137	-1151	151
107L	-510	-1149	-1154	-1168	151
108L	-519	-1166	-1171	-1185	151
109L	-528	-1183	-1188	-1202	151
110L	-537	-1200	-1205	-1219	151
111L	-546	-1217	-1222	-1236	151
112L	-555	-1234	-1239	-1253	151
113L	-564	-1251	-1256	-1270	151
114L	-573	-1268	-1273	-1287	151
115L	-582	-1285	-1290	-1304	151
116L	-591	-1302	-1307	-1321	151
117L	-600	-1319	-1324	-1339	151
118L	-609	-1336	-1341	-1356	151
119L	-618	-1353	-1358	-1374	151
120L	-627	-1370	-1375	-1390	151
121L	-636	-1387	-1392	-1407	151
122L	-645	-1404	-1409	-1424	151
123L	-654	-1421	-1426	-1440	151
124L	-663	-1438	-1443	-1458	151
125L	-672	-1455	-1460	-1476	151
126L	-681	-1472	-1477	-1494	151
127L	-690	-1489	-1494	-1511	151
128L	-699	-1506	-1511	-1528	151
129L	-708	-1523	-1528	-1546	151
130L	-717	-1540	-1545	-1564	151
131L	-726	-1557	-1562	-1583	151
132L	-735	-1574	-1579	-1602	151
133L	-744	-1591	-1596	-1621	151
134L	-753	-1608	-1613	-1640	151
135L	-762	-1625	-1630	-1659	151
136L	-771	-1642	-1647	-1678	151
137L	-780	-1659	-1664	-1697	151
138L	-789	-1676	-1681	-1716	151
139L	-798	-1693	-1698	-1735	151
140L	-807	-1710	-1715	-1754	151
141L	-816	-1727	-1732	-1773	151
142L	-825	-1744	-1749	-1792	151
143L	-834	-1761	-1766	-1811	151
144L	-843	-1778	-1783	-1830	151
145L	-852	-1795	-1800	-1849	151
146L	-861	-1812	-1817	-1868	151
147L	-870	-1829	-1834	-1887	151
148L	-879	-1846	-1851	-1906	151
149L	-888	-1863	-1868	-1925	151
150L	-897	-1880	-1885	-1944	151
151L	-906	-1897	-1902	-1963	151
152L	-915	-1914	-1919	-1982	151
153L	-924	-1931	-1936	-2001	151
154L	-933	-1948	-1953	-2020	151
155L	-942	-1965	-1970	-2039	151
156L	-951	-1982	-1987	-2058	151
157L	-960	-1999	-2004	-2077	151
158L	-969	-2016	-2021	-2096	151
159L	-978	-2033	-2038	-2115	151
160L	-987	-2050	-2055	-2134	151
161L	-996	-2067	-2072	-2153	151
162L	-1005	-2084	-2089	-2172	151
163L	-1014	-2101	-2106	-2191	151
164L	-1023	-2118	-2123	-2210	151
165L	-1032	-2135	-2140	-2229	151
166L	-1041	-2152	-2157	-2248	151
167L	-1050	-2169	-2174	-2267	151
168L	-1059	-2186	-2191	-2286	151
169L	-1068	-2203	-2208	-2305	151
170L	-1077	-2220	-2225	-2324	151
171L	-1086	-2237	-2242	-2343	151
172L	-1095	-2254	-2259	-2362	151
173L	-1104	-2271	-2276	-2381	151
174L	-1113	-2288	-2293	-2400	151
175L	-1122	-2305	-2310	-2419	151
176L	-1131	-2322	-2327	-2438	151
177L	-1140	-2339	-2344	-2457	151
178L	-1149	-2356	-2361	-2476	151
179L	-1158	-2373	-2378	-2495	151
180L	-1167	-2390	-2395	-2514	151
181L	-1176	-2407	-2412	-2533	151
182L	-1185	-2424	-2429	-2552	151
183L	-1194	-2441	-2446	-2571	151
184L	-1203	-2458	-2463	-2590	151
185L	-1212	-2475	-2480	-2609	151
186L	-1221	-2492	-2497	-2628	151
187L	-1230	-2509	-2514	-2647	151
188L	-1239	-2526	-2531	-2666	151
189L	-1248	-2543	-2548	-2685	151
190L	-1257	-2560	-2565	-2704	151
191L	-1266	-2577	-2582	-2723	151
192L	-1275	-2594	-2599	-2742	151
193L	-1284	-2611	-2616	-2761	151
194L	-1293	-2628	-2633	-2780	151
195L	-1302	-2645	-2650	-2800	151
196L	-1311	-2662	-2667	-2819	151
197L	-1320	-2679	-2684	-2838	151
198L	-1329	-2696	-2701	-2857	151
199L	-1338	-2713	-2718	-2876	151
200L	-1347	-2730	-2735	-2895	151
201L	-1356	-2747	-2752	-2914	151
202L	-1365	-2764	-2769	-2933	151
203L	-1374	-2781	-2786	-2952	151
204L	-1383	-2798	-2803	-2971	151
205L	-1392	-2815	-2820	-2990	151
206L	-1401	-2832	-2837	-3009	151
207L	-1410	-2849	-2854	-3028	151
208L	-1419	-2866	-2871	-3047	151
209L	-1428	-2883	-2888	-3066	151
210L	-1437	-2900	-2905	-3085	151
211L	-1446	-2917	-2922	-3104	151
212L	-1455	-2934	-2939	-3123	151
213L	-1464	-2951	-2956	-3142	151
214L	-1473	-2968	-2973	-3161	151
215L	-1482	-2985	-2990	-3180	151
216L	-1491	-3002	-3007	-3200	151
217L	-1500	-3019	-3024	-3219	151
218L	-1509	-3036	-3041		

Section: BODY WORK  
**THROTTLE - MECHANICAL -**



9\_70567\_01\_0\_0

Fig.	Code	QTY	Name
23	2.1011.101.2	4	1061 <- X AgroCompact F90 nut m 4 p.0.7 -> 1105 X AgroCompact F60 -> 1022 X AgroCompact 70F3 -> 1155 X AgroCompact 70F4 -> 1165 X AgroCompact F80 -> 1062 X AgroCompact F90
24	2.3131.003.2	1	plug m 16 p.1.5

Section: BODY WORK

**FRONT MUDGUARDS mm 240**

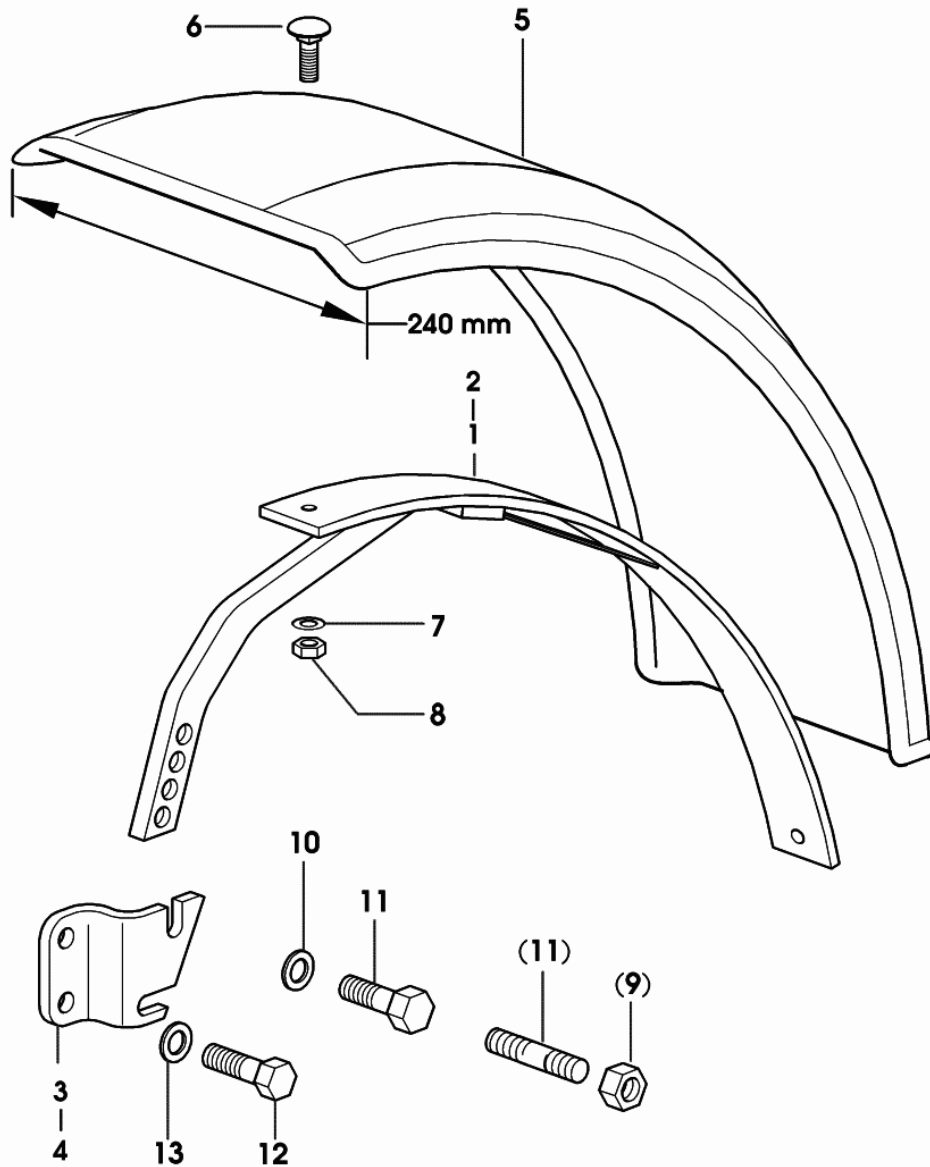


Fig.	Code	QTY	Name
------	------	-----	------

**Notes:**

-> 1125 X AgroCompact F60 -> 1026 X AgroCompact 70F3 -> 1173 X AgroCompact 70F4 -> 1227 X AgroCompact F80 -> 1110 X AgroCompact F90

1	0.011.4181.2	1	support dx/rh/re
2	0.011.4180.2	1	support sx/lh/li
3	0.011.3518.0	1	bracket dx/rh/re
4	0.011.3520.0	1	bracket sx/lh/li
5	0.163.7630.5/10	2	fender mm 240
6	2.0029.503.6	6	screw m 8 x 25
7	2.1470.004.2	6	washer 8
8	2.1011.105.2	6	nut m 8 p.1.25
9	2.1012.408.7	4	nut m 14 p.1.5
			1016 <- X AgroCompact F60
			1005 <- X AgroCompact 70F3
			1018 <- X AgroCompact 70F4
			1024 <- X AgroCompact F80
			1007 <- X AgroCompact F90
10	2.1475.005.2	4	washer 14
11	2.0432.307.7	4	stud bolt m 14 p.2-1.5x30
			1016 <- X AgroCompact F60
			1005 <- X AgroCompact 70F3
			1018 <- X AgroCompact 70F4
			1024 <- X AgroCompact F80
			1007 <- X AgroCompact F90
11	2.0112.511.2	4	screw m 14 p.2 x 30
			-> 1017 X AgroCompact F60
			-> 1006 X AgroCompact 70F3
			-> 1019 X AgroCompact 70F4
			-> 1025 X AgroCompact F80
			-> 1008 X AgroCompact F90
12	2.0112.513.2	4	screw m 14 p.2 x 35
13	2.1470.008.2	4	lock washer 14

9\_78576\_15\_0\_0

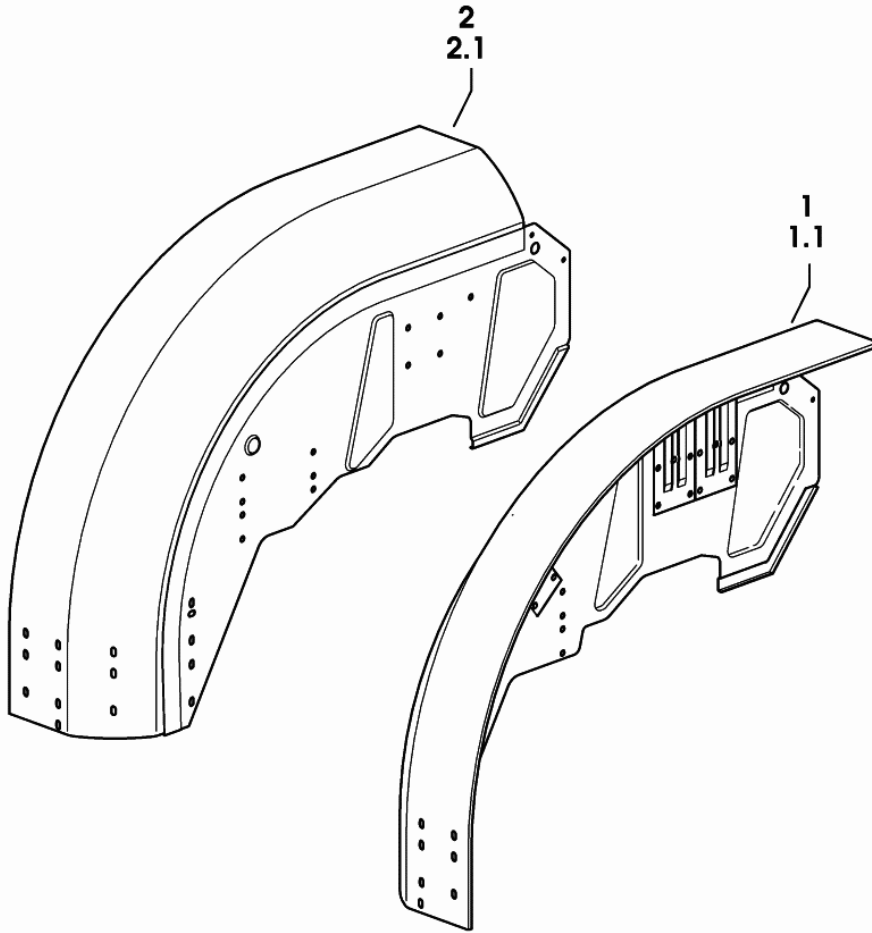
Section: BODY WORK  
**REAR MUDGUARDS**

Fig.	Code	QTY	Name
------	------	-----	------

**Notes:**

(...) <- X AgroCompact F60    (...) <- X AgroCompact 70F3    (...) <- X AgroCompact 70F4    (...) <- X AgroCompact F80    (...) <- X AgroCompact F90

1	0.000.0000.1	0	not serviceable
1.1	0.012.1912.3/10	1	fender sx/lh/li
2	0.000.0000.1	0	not serviceable
2.1	0.010.1641.3/40	1	fender dx/rh/re

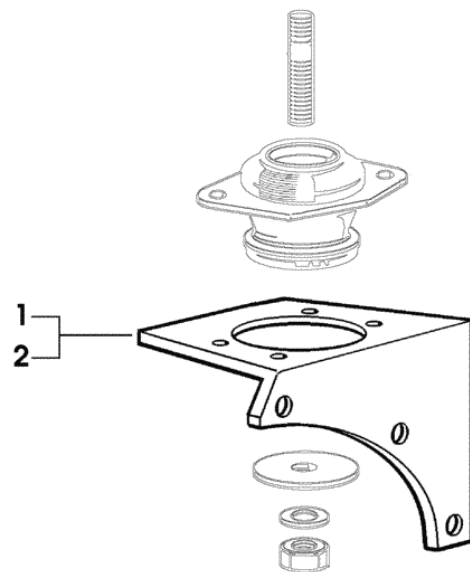


9\_78776\_01\_0\_0

Section: BODY WORK

**PLATTFORM: SUPPORTS**

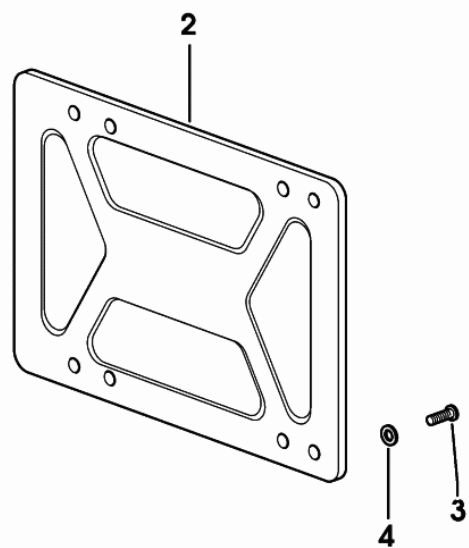
Fig.	Code	QTY	Name
1	0.010.4904.0/10	1	bracket dx/rh/re
2	0.010.4905.0/10	1	bracket sx/lh/li



9\_70576\_01\_0\_0

Section: BODY WORK  
**LICENCE PLATE HOLDER**

Fig.	Code	QTY	Name
2	0.467.7696.3	1	plate holder
3	2.0332.304.2	4	screw m 5 p.0.8 x 12
4	2.1310.001.2	4	flat washer 5.3



9\_49076\_60\_0\_0

Section: BODY WORK

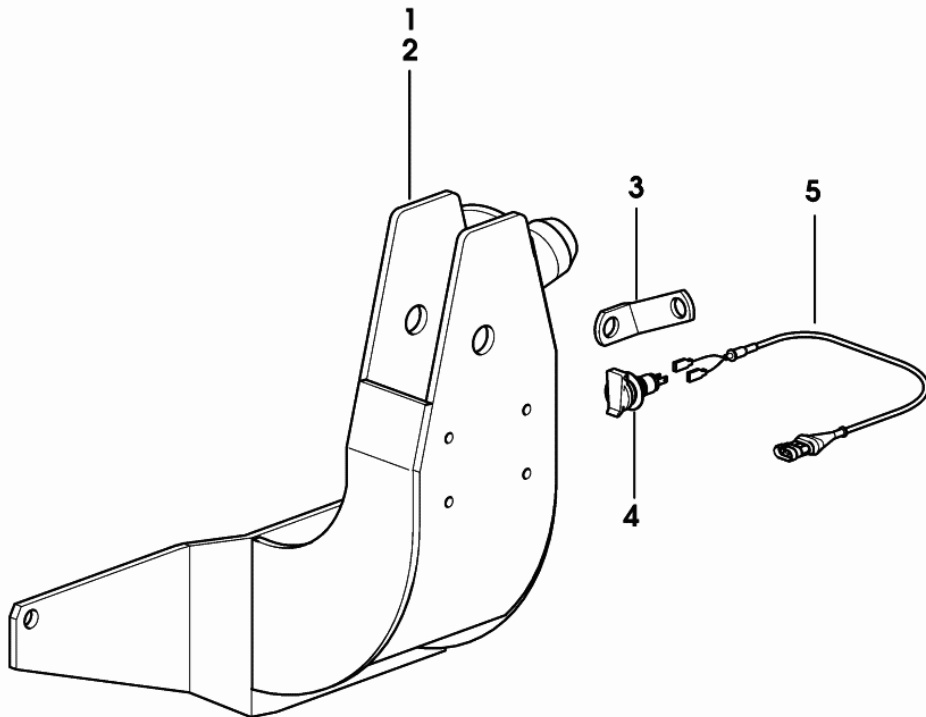
**SAFETY ROLL BAR SUPPORTS**

Fig.	Code	QTY	Name
------	------	-----	------

**Notes:**

1124 <- X AgroCompact F60 1025 <- X AgroCompact 70F3

1	0.010.4123.2/20	1	support dx/rh/re
2	0.010.4124.2/30	1	support dx/rh/re
3	0.012.6221.0	1	bracket -> 1113 X AgroCompact F60 -> 1023 X AgroCompact 70F3
4	0.008.1550.0	1	socket -> 1113 X AgroCompact F60 -> 1023 X AgroCompact 70F3
5	0.012.2401.3	1	wire -> 1113 X AgroCompact F60 -> 1023 X AgroCompact 70F3



9\_70278\_01\_0\_0

Section: BODY WORK

**AUXILIARY TANK - FOR MODELS WITH CAB**

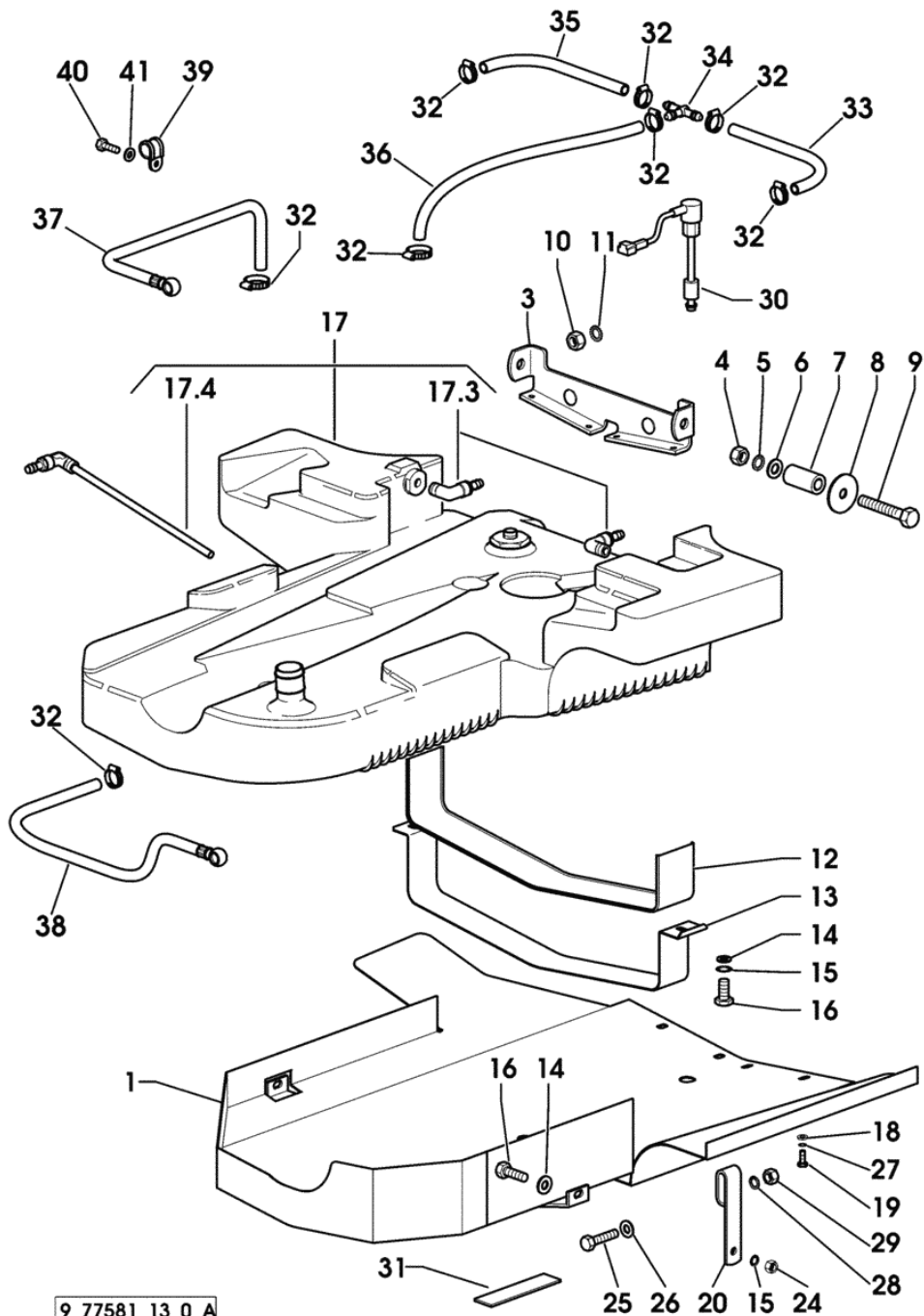
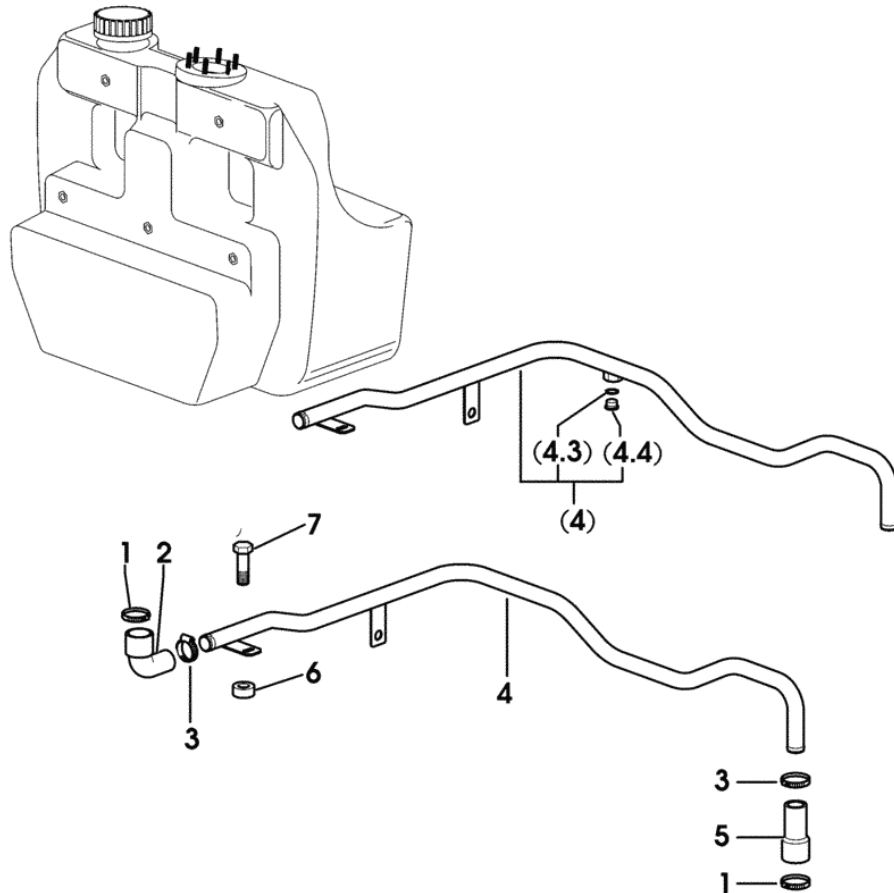


Fig.	Code	QTY	Name
1	0.011.4324.2	1	guard
3	0.010.9866.0	1	bracket
4	2.1011.107.2	2	nut m 12 p.1.75
5	2.1470.007.2	2	lock washer 12
6	2.1310.007.2	2	flat washer 13.5
7	2.1549.256.2	2	spacer
8	2.1599.354.2	2	washer 12.5x50x3
9	2.0112.425.2	2	screw m 12 p.1,75 x 80
10	2.1011.422.2	2	nut m 12 p.1.25
11	2.1470.007.2	2	lock washer 12
12	0.008.9210.0	1	gasket
13	0.010.9916.0	1	right h.side panel
14	2.1310.004.2	4	flat washer 8.5
15	2.1470.004.2	4	washer 8
16	2.0112.209.2	4	screw m 8 p 1.25 x 25
17	0.011.4128.3	1	tank
17.3	0.010.0749.0	2	breather
17.4	0.010.9842.3/10	1	tube
18	2.1310.002.2	4	washer 6.6, d125
19	2.0112.005.2	4	screw m 6 p.1 x 16
20	0.011.0044.0	2	bracket
24	2.1011.105.2	2	nut m 8 p.1.25
25	2.0112.319.2	2	screw m 10 p.1.5 x 50
26	2.1310.006.2	2	flat washer 10.5
27	2.1470.002.2	4	washer 6, d128
28	2.1470.006.2	2	lock washer 10
29	2.1011.106.2	2	nut m 10 p.1.5
30	0.007.8890.3	1	probe
	(...)		X AgroCompact F60
	(...)		X AgroCompact 70F3
	(...)		X AgroCompact 70F4
	(...)		X AgroCompact F80
	(...)		X AgroCompact F90
30	2.7059.860.0	1	float level
	(...)		X AgroCompact F60
	(...)		X AgroCompact 70F3
	(...)		X AgroCompact 70F4
	(...)		X AgroCompact F80
	(...)		X AgroCompact F90
31	0.010.9933.0	2	shim
32	2.6850.002.0	8	clamp 12-22
33	0.011.0372.0	1	tube
34	0.009.8380.0	1	pipe fitting T
35	0.011.0373.0/10	1	tube

9\_77581\_13\_0\_A

**FUEL SYSTEM - TANK - FOR MODELS EQUIPPED WITH FRONT P.T.O. 4 WD**

Fig.	Code	QTY	Name
1	2.6850.008.0	2	clamp 25-47
2	0.011.8222.0/10	1	sleeve
3	2.6850.008.0	2	clamp 25-47
4	0.011.8433.3/10	1	tube 1098 <- X AgroCompact F60 1021 <- X AgroCompact 70F3
4	0.011.8433.3/20	1	tube -> 1099 X AgroCompact F60 -> 1022 X AgroCompact 70F3
4.3	2.1560.012.0	1	gasket 16.2 x 22 x 1.5
4.4	2.3120.010.4	1	plug m 16 p.1.5
5	0.011.8450.0	1	sleeve
6	2.1579.384.2	1	spacer 11x20x16 -> 1078 X AgroCompact F60 -> 1018 X AgroCompact 70F3
7	2.0112.311.2	1	screw m 10 p.1.5 x 30 -> 1078 X AgroCompact F60 -> 1018 X AgroCompact 70F3



9\_70381\_14\_0\_0

# AgroCompact F60

## CAB

### GENERAL

CAB - FOR 20" PLATFORM.....	0B.00.1
CAB - FOR 24" - 28" PLATFORM.....	0B.00.2
CAB - FOR 28" NARROW PLATFORM.....	0B.00.3
FLANGE - FOR VERSIONS WITHOUT OIL RADIATOR.....	0B.00.4
FLANGE - FOR VERSIONS WITH OIL RADIATOR.....	0B.00.5
DOOR HANDLE AND REARVIEW MIRROR SUPPORT BRACKET.....	0B.00.6
GLASSES AND SEALS.....	0B.00.7
GLASSES AND SEALS.....	0B.00.8
HANDLE REAR WINDOW.....	0B.00.9
GLASSES AND SEALS.....	0B.00.10
GLASSES AND SEALS.....	0B.00.11
HANDLE REAR WINDOW.....	0B.00.12
GLASSES AND SEALS.....	0B.00.13
GLASSES AND SEALS.....	0B.00.14
HANDLE REAR WINDOW.....	0B.00.15
GLASSES AND SEALS.....	0B.00.16
GLASSES AND SEALS.....	0B.00.17
HANDLE REAR WINDOW.....	0B.00.18
GLASSES AND SEALS - FOR 28" NARROW PLATFORM.....	0B.00.19
GLASSES AND SEALS - FOR 28" NARROW PLATFORM.....	0B.00.20
HANDLE REAR WINDOW - FOR 28" NARROW PLATFORM.....	0B.00.21
WINDSCREEN.....	0B.00.22
WINDSCREEN.....	0B.00.23
REARVIEW MIRROR.....	0B.00.24
INTERIOR TRIM - FOR 20" PLATFORM.....	0B.00.25
CAB INTERIOR TRIM - 20".....	0B.00.26
INTERIOR TRIM - FOR 24" - 28" PLATFORM.....	0B.00.27
CAB INTERIOR TRIM 24" - 28".....	0B.00.28
INTERIOR TRIM - FOR 28" NARROW PLATFORM.....	0B.00.29
INTERIOR TRIM.....	0B.00.30
INTERIOR TRIM.....	0B.00.31
INTERIOR TRIM.....	0B.00.32
INTERIOR TRIM - FOR 28" NARROW PLATFORM.....	0B.00.33
SUN BLIND.....	0B.00.34
INTERIOR TRIM.....	0B.00.35
INTERIOR TRIM.....	0B.00.36
CARBON FILTER.....	0B.00.37
ROOF.....	0B.00.38
ROOF - AIR CONDITIONING UNIT.....	0B.00.39
CAB INSTALLATION COMPLETION.....	0B.00.40

**GLASSES AND SEALS**

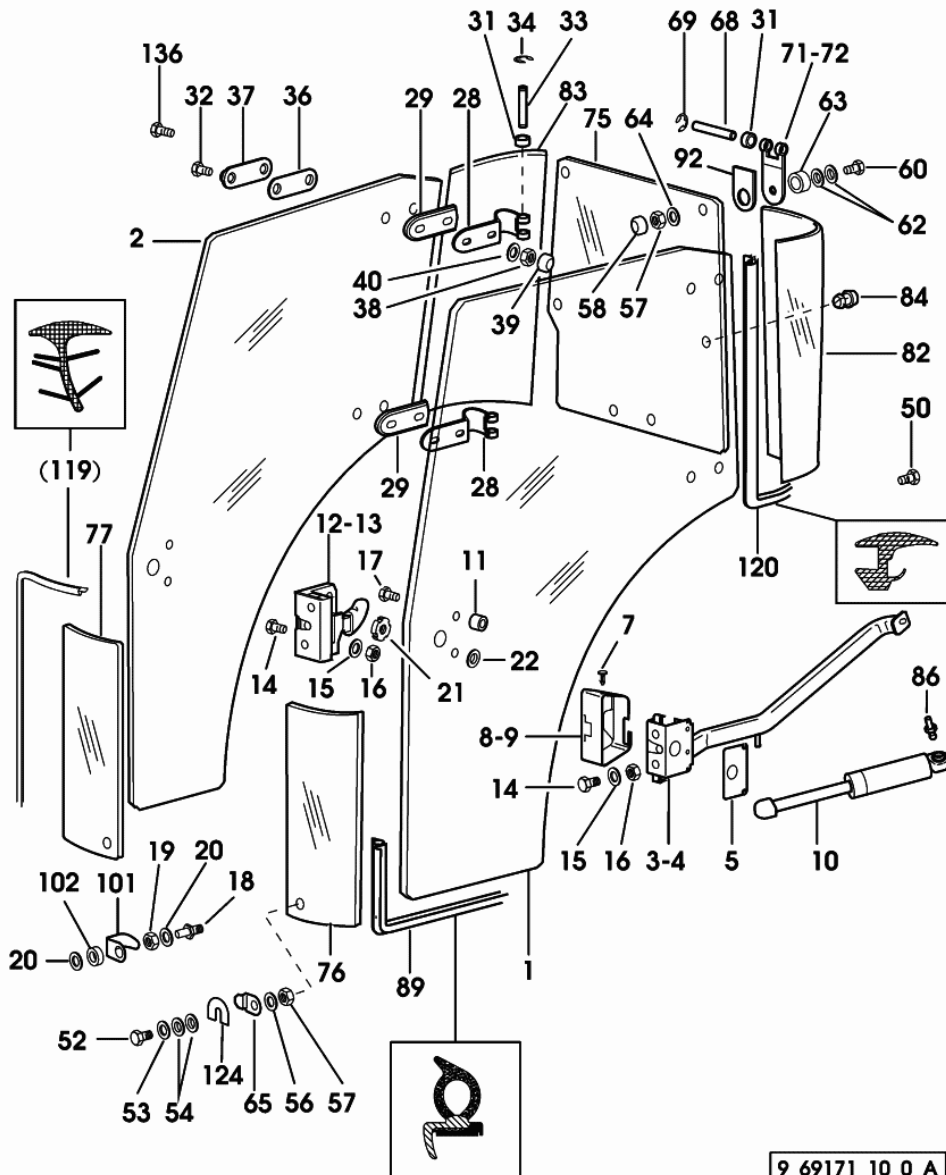


Fig.	Code	QTY	Name
64	2.1599.495.2	4	washer 8.5
65	0.010.7226.0/10	2	bracket
68	2.1699.327.2/10	4	pin
69	2.1410.001.1	8	circlip 10
71	0.010.7085.2/10	1	hinge sx/lh/li
72	0.010.7086.2/10	1	hinge dx/rh/re
75	0.010.7104.0/30	1	rear window
			1067 <- X AgroCompact F60
			1015 <- X AgroCompact 70F3
			1076 <- X AgroCompact 70F4
			1086 <- X AgroCompact F80
			1032 <- X AgroCompact F90
75	0.010.7104.0/50	1	rear window
			-> 1068 X AgroCompact F60
			-> 1016 X AgroCompact 70F3
			-> 1077 X AgroCompact 70F4
			-> 1087 X AgroCompact F80
			-> 1033 X AgroCompact F90
76	0.010.7090.0/10	1	glass sx/lh/li
			1067 <- X AgroCompact F60
			1015 <- X AgroCompact 70F3
			1076 <- X AgroCompact 70F4
			1086 <- X AgroCompact F80
			1032 <- X AgroCompact F90
76	0.010.7090.0/30	1	glass sx/lh/li
			-> 1068 X AgroCompact F60
			-> 1016 X AgroCompact 70F3
			-> 1077 X AgroCompact 70F4
			-> 1087 X AgroCompact F80
			-> 1033 X AgroCompact F90
77	0.010.7091.0/10	1	glass dx/rh/re
			1064 <- X AgroCompact F60
			1015 <- X AgroCompact 70F3
			1079 <- X AgroCompact 70F4
			1084 <- X AgroCompact F80
			1033 <- X AgroCompact F90
77	0.010.7091.0/30	1	glass dx/rh/re
			-> 1065 X AgroCompact F60
			-> 1016 X AgroCompact 70F3
			-> 1080 X AgroCompact 70F4
			-> 1085 X AgroCompact F80
			-> 1034 X AgroCompact F90
82	0.010.7105.0/10	1	window glass sx/lh/li
			1067 <- X AgroCompact F60

Section: CAB  
GLASSES AND SEALS

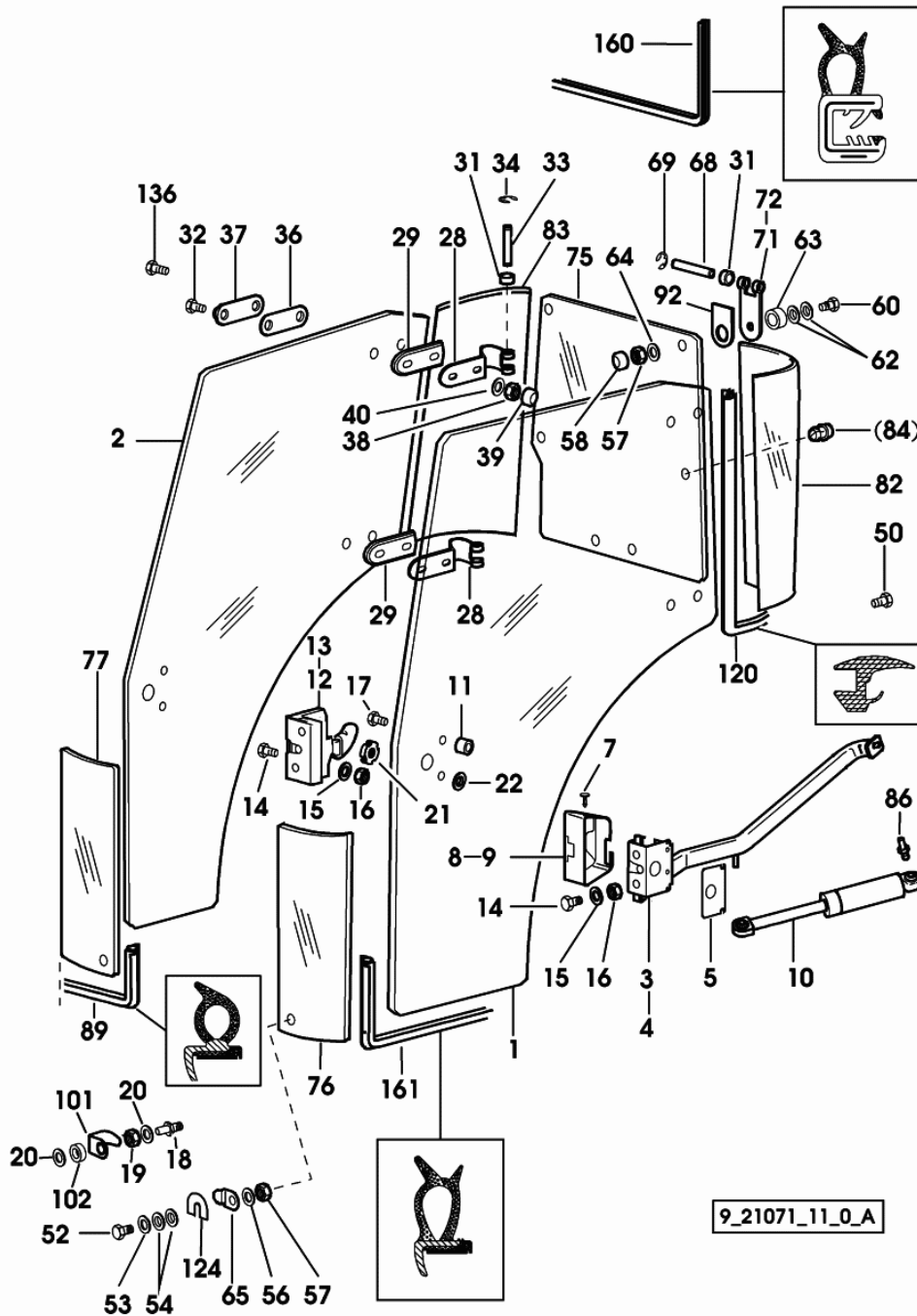


Fig.	Code	QTY	Name
29	0.010.7080.0	4	gasket
31	2.1559.147.0	16	bushing 10 x 28 x 18
32	2.0399.173.3/10	2	screw m 8 p.1.25 x 35
33	2.1699.327.2/10	4	pin
34	2.1410.001.1	8	circlip 10
36	0.010.7081.0	4	gasket
37	0.010.7082.0	4	plate
38	2.1011.105.2	6	nut m 8 p.1.25
39	0.163.7856.0	6	cap
40	2.1310.004.2	4	flat washer 8.5
50	2.0322.405.6	4	screw m 6 x 14
52	2.0342.308.3	6	screw m 8 p.1.25 x 30
53	2.1499.093.0/10	4	washer 8.5
54	0.009.0422.0	12	gasket
56	2.1310.004.2	6	flat washer 8.5
57	2.1011.105.2	10	nut m 8 p.1.25
58	0.163.7856.0	10	cap
60	2.0342.308.3	4	screw m 8 p.1.25 x 30
62	0.009.0422.0	8	gasket
63	2.1579.450.2	4	spacer 8.5 x 14 x 12
64	2.1599.495.2	4	washer 8.5
65	0.010.7226.0/10	2	bracket
68	2.1699.327.2/10	4	pin
69	2.1410.001.1	8	circlip 10
71	0.010.7085.2/10	1	hinge sx/lh/li
72	0.010.7086.2/10	1	hinge dx/rh/re
75	0.012.5730.0/10	1	rear window
76	0.010.7090.0/30	1	glass sx/lh/li
77	0.010.7091.0/30	1	glass dx/rh/re
82	0.010.7105.0/20	1	window glass sx/lh/li
83	0.010.7106.0/20	1	window glass dx/rh/re
86	04399070	6	ball joint
89	0.010.7094.0	0	gasket
92	0.012.5731.0/10	4	gasket
101	0.010.7267.0/10	2	guard
102	2.1599.789.2	2	spacer 11 x 22 x 6.0
120	0.011.7616.0	2	gasket
124	0.011.2800.0	2	shim
136	2.0342.308.3	6	screw m 8 p.1.25 x 30
160	04419141	0	gasket
161	0.012.5726.0	0	gasket

Section: CAB  
GLASSES AND SEALS

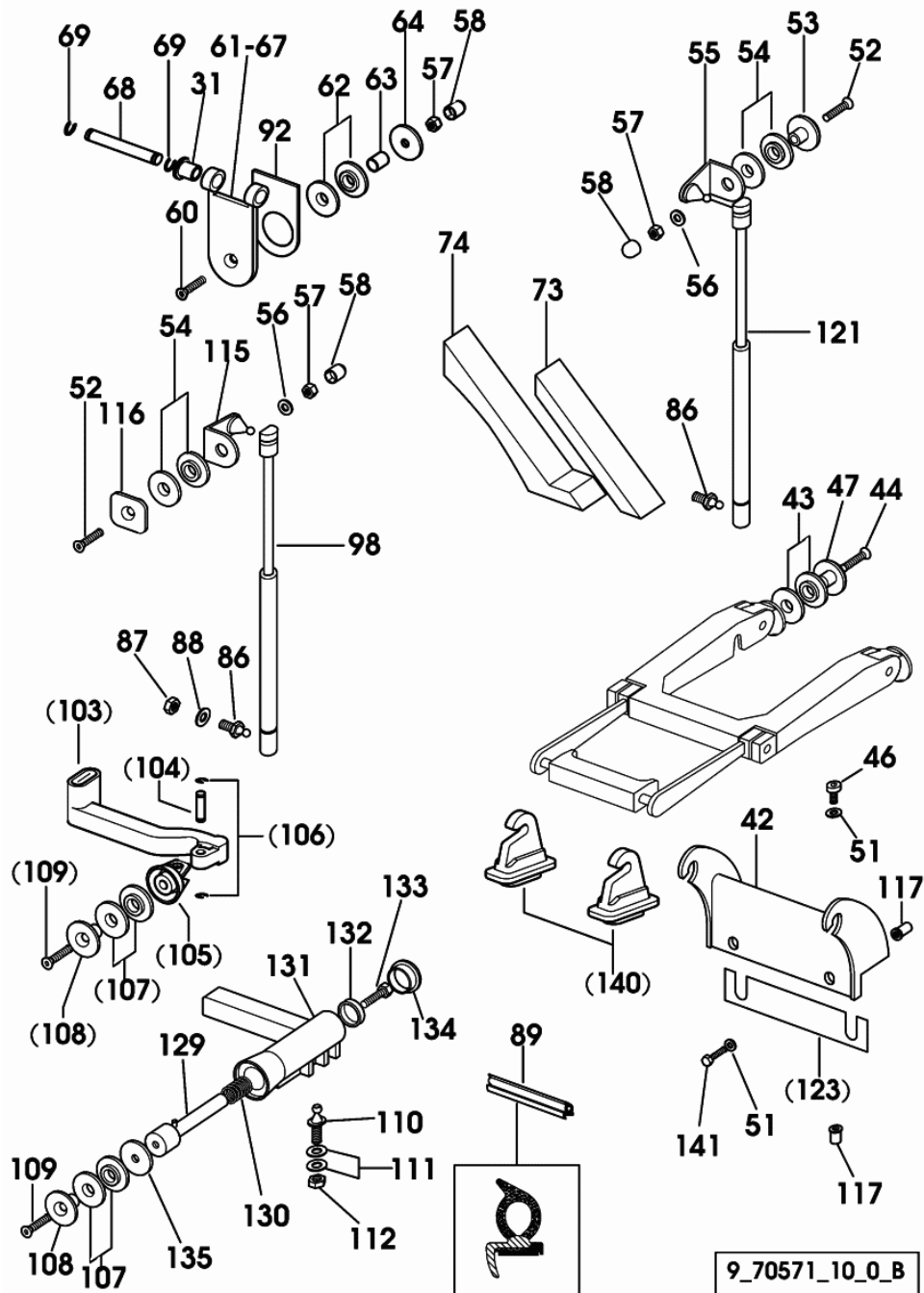


Fig.	Code	QTY	Name
			-> 1010 X AgroCompact 70F4
			-> 1007 X AgroCompact F80
			-> 1004 X AgroCompact F90
56	2.1310.004.2	5	flat washer 8.5
57	2.1011.105.2	9	nut m 8 p.1.25
58	0.163.7856.0	10	cap
60	2.0399.173.3	4	screw m 8x1.5x35
			1033 <- X AgroCompact F60
			1006 <- X AgroCompact 70F3
			1056 <- X AgroCompact 70F4
			1049 <- X AgroCompact F80
			1014 <- X AgroCompact F90
60	2.0342.308.3	4	screw m 8 p.1.25 x 30
			-> 1034 X AgroCompact F60
			-> 1007 X AgroCompact 70F3
			-> 1057 X AgroCompact 70F4
			-> 1050 X AgroCompact F80
			-> 1015 X AgroCompact F90
61	0.010.7083.2/10	1	hinge sx/lh/li
62	0.009.0422.0	8	gasket
63	2.1579.450.2	4	spacer 8.5 x 14 x 12
64	2.1599.495.2	4	washer 8.5
67	0.010.7084.2/10	1	hinge dx/rh/re
68	2.1699.327.2/10	4	pin
69	2.1410.001.1	8	circlip 10
73	0.010.7087.0	1	small plate
74	0.010.7088.0	1	small plate
86	0.009.8760.0	6	ball joint
			1064 <- X AgroCompact F60
			1015 <- X AgroCompact 70F3
			1079 <- X AgroCompact 70F4
			1084 <- X AgroCompact F80
			1029 <- X AgroCompact F90
86	04399070	5	ball joint
			-> 1065 X AgroCompact F60
			-> 1016 X AgroCompact 70F3
			-> 1080 X AgroCompact 70F4
			-> 1085 X AgroCompact F80
			-> 1030 X AgroCompact F90
87	2.1011.105.2	2	nut m 8 p.1.25
88	2.1310.004.2	2	flat washer 8.5
89	0.010.7094.0	0	gasket
92	0.010.7334.0	4	gasket
98	0.9206.198.4/10	2	shoch.absorber

Section: CAB

**GLASSES AND SEALS**

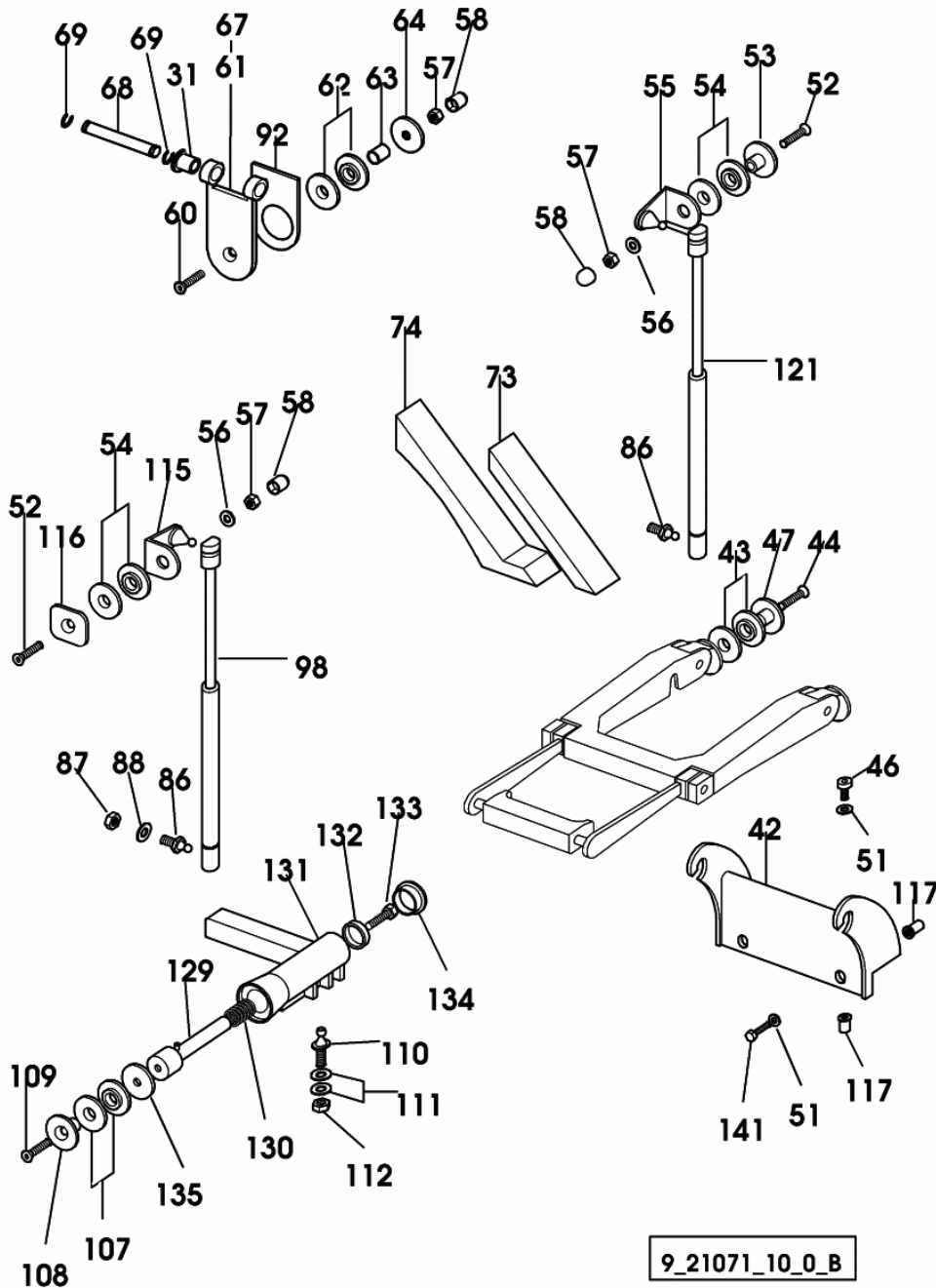


Fig.	Code	QTY	Name
			1307 <- X AgroCompact F80
			1162 <- X AgroCompact F90
116	2.1499.093.0/10	2	washer 8.5 -> 1144 X AgroCompact F60 -> 1042 X AgroCompact 70F3 -> 1223 X AgroCompact 70F4 -> 1308 X AgroCompact F80 -> 1163 X AgroCompact F90
117	2.1140.018.2	4	nut m 6 p.1, d934
121	0.009.8629.2	1	shoch.absorber mm 405.5
129	0.011.5986.4	1	pin
130	2.4019.517.1	1	spring
131	0.011.6170.2/20	1	handle
132	0.011.5989.0	1	block
133	2.0112.207.2	1	screw m 8 p 1.25 x 20
134	0.009.0210.0/10	1	plug 30 x 38 x 9.0
135	2.1599.495.2	1	washer 8.5
141	2.0112.005.2	2	screw m 6 p.1 x 16

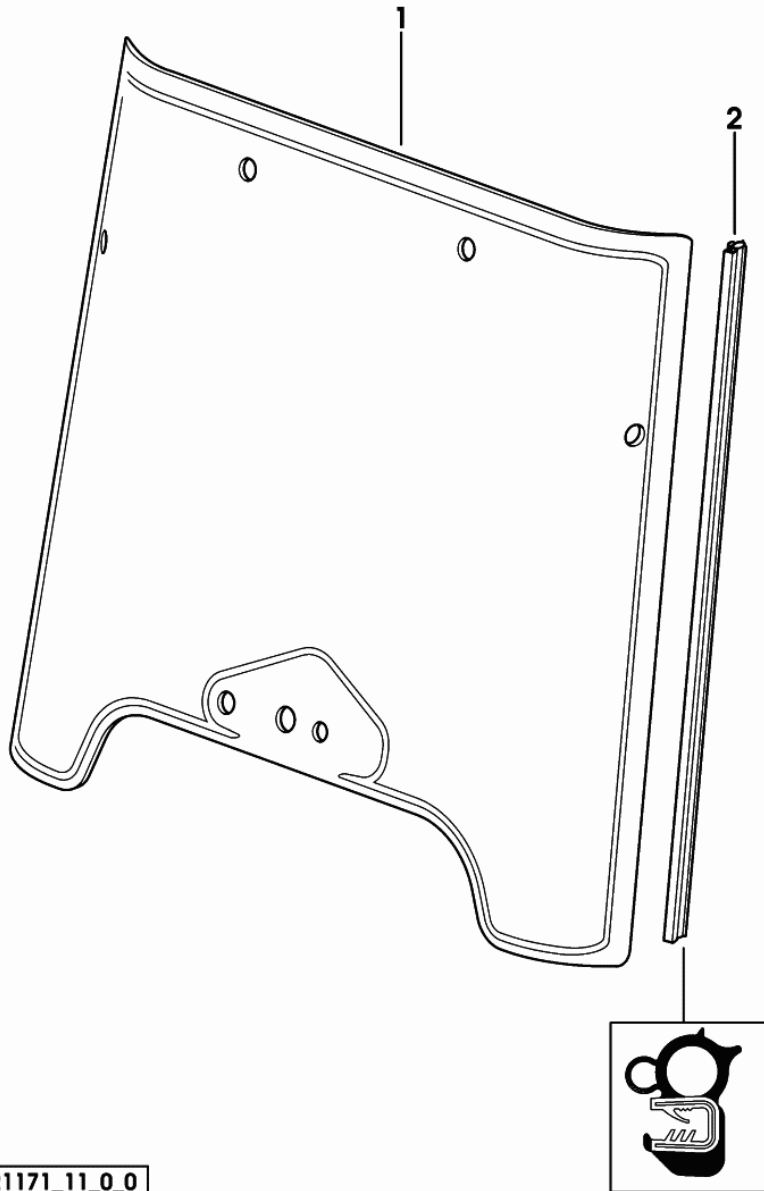
Section: CAB  
**WINDSCREEN**

Fig.	Code	QTY	Name
------	------	-----	------

**Notes:**

-> 1098 X AgroCompact F60 -> 1022 X AgroCompact 70F3 -> 1135 X AgroCompact 70F4 -> 1144 X AgroCompact F80 -> 1051 X AgroCompact F90

1	0.012.5734.0/10	1	window glass
2	0.012.5733.0	0	gasket



9\_21171\_11\_0\_0

Section: CAB

**INTERIOR TRIM - FOR 24" - 28" PLATFORM**

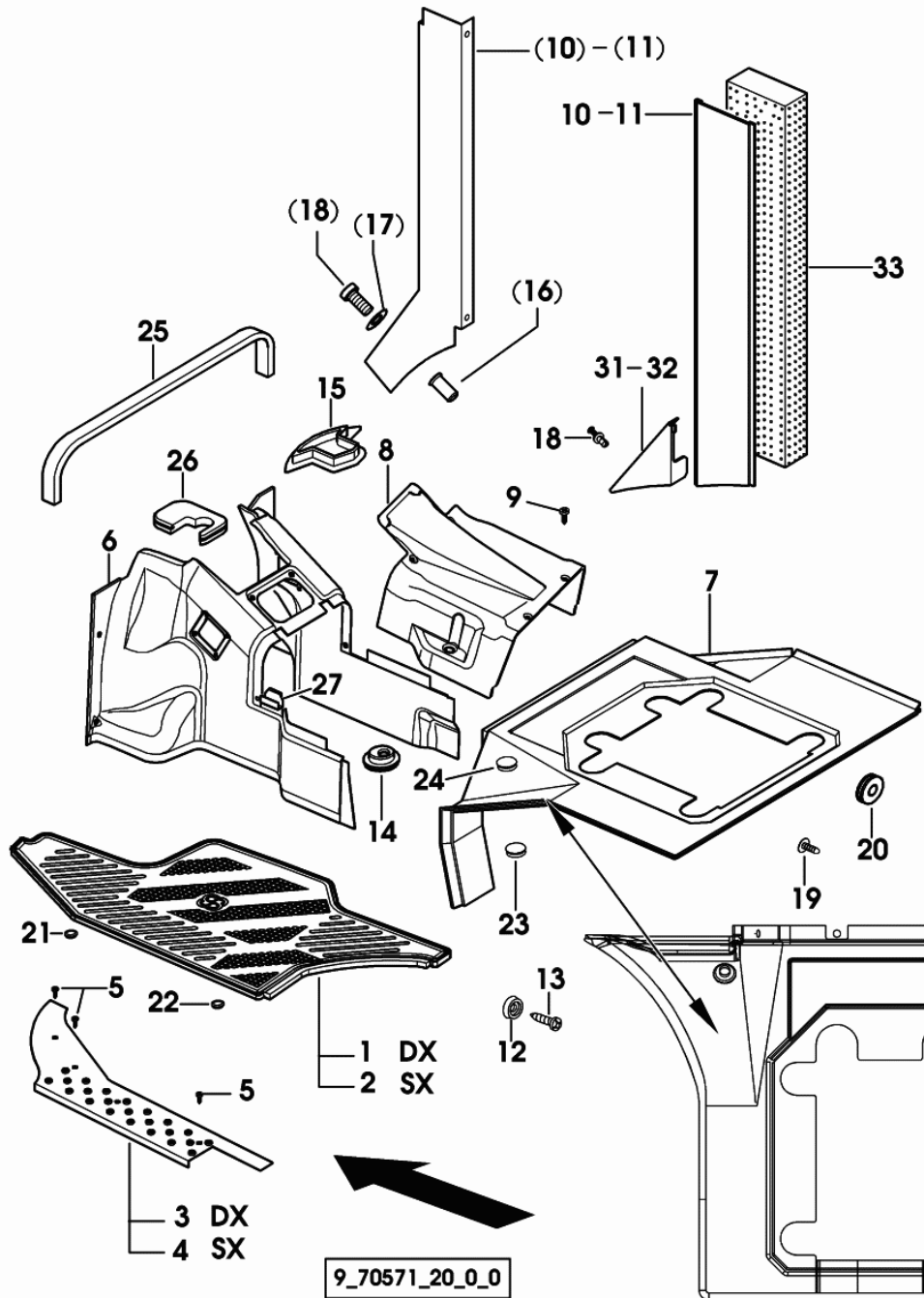
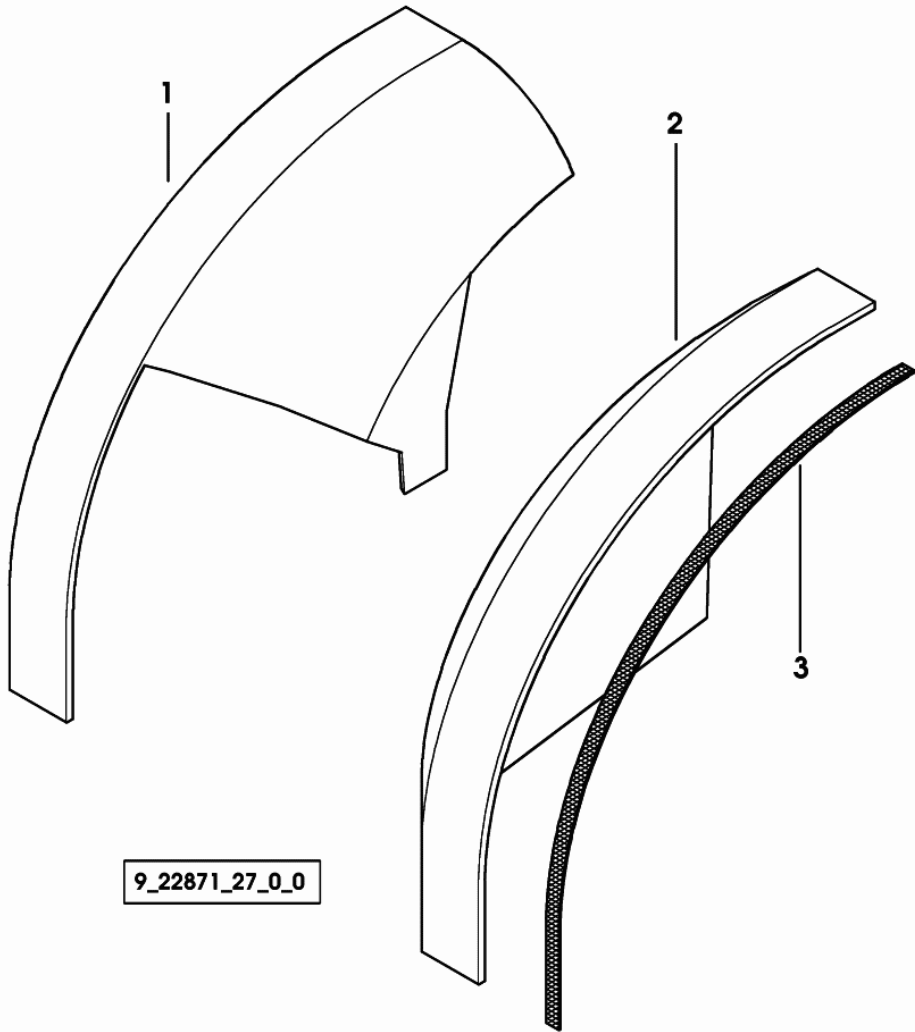


Fig.	Code	QTY	Name
11	0.012.6206.0	1	lining sx/lh/li -> 1100 X AgroCompact F60 -> 1022 X AgroCompact 70F3 -> 1149 X AgroCompact 70F4 -> 1153 X AgroCompact F80 -> 1057 X AgroCompact F90
12	0.9200.358.0	9	washer 5.4x10x15.8 1099 <- X AgroCompact F60 1021 <- X AgroCompact 70F3 1148 <- X AgroCompact 70F4 1152 <- X AgroCompact F80 1056 <- X AgroCompact F90
12	0.9200.358.0	1	washer 5.4x10x15.8 -> 1100 X AgroCompact F60 -> 1022 X AgroCompact 70F3 -> 1149 X AgroCompact 70F4 -> 1153 X AgroCompact F80 -> 1057 X AgroCompact F90
13	2.0350.504.3	9	screw m 4.8x13B 1099 <- X AgroCompact F60 1021 <- X AgroCompact 70F3 1148 <- X AgroCompact 70F4 1152 <- X AgroCompact F80 1056 <- X AgroCompact F90
13	2.0350.504.3	1	screw m 4.8x13B -> 1100 X AgroCompact F60 -> 1022 X AgroCompact 70F3 -> 1149 X AgroCompact 70F4 -> 1153 X AgroCompact F80 -> 1057 X AgroCompact F90
14	0.011.3396.0	1	boot
15	0.011.0597.0/10	2	plug Ø 34.4
16	2.1142.010.2	1	insert m 6 1099 <- X AgroCompact F60 1021 <- X AgroCompact 70F3 1148 <- X AgroCompact 70F4 1152 <- X AgroCompact F80 1056 <- X AgroCompact F90
17	2.1310.002.3	1	flat washer 6.4 x 12 x 1.6 1099 <- X AgroCompact F60 1021 <- X AgroCompact 70F3 1148 <- X AgroCompact 70F4 1152 <- X AgroCompact F80 1056 <- X AgroCompact F90

Section: CAB

**INTERIOR TRIM - FOR 28" NARROW PLATFORM**

Fig.	Code	QTY	Name
1	0.012.2736.0	1	guard dx/rh/re
2	0.012.2737.0	1	guard sx/lh/li
3	0.010.1198.0	2	adhesive mm 4500



Section: CAB

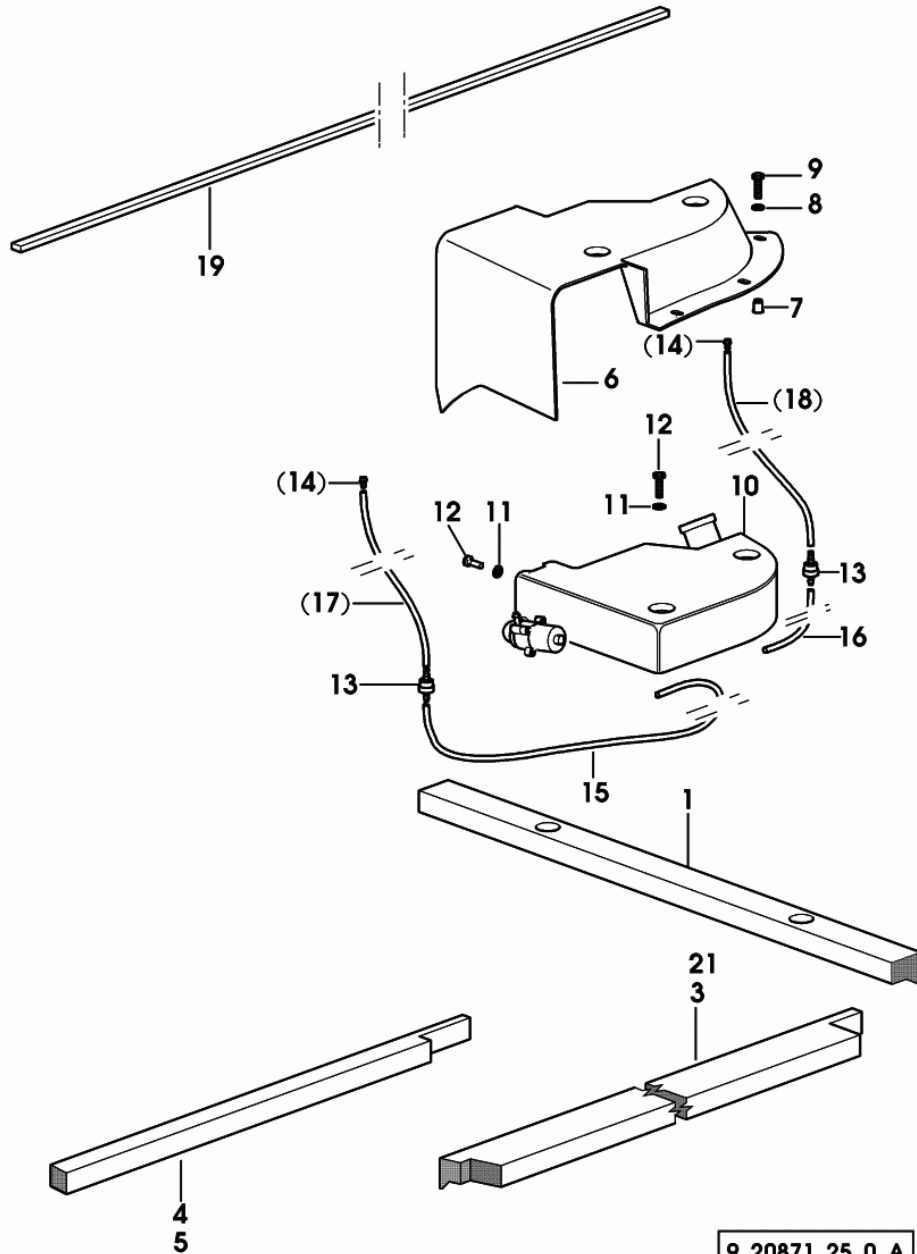
**CAB INSTALLATION COMPLETION**

Fig.	Code	QTY	Name
------	------	-----	------

**Notes:**

-> 1100 X AgroCompact F60 -> 1022 X AgroCompact 70F3 -> 1149 X AgroCompact 70F4 -> 1153 X AgroCompact F80 -> 1057 X AgroCompact F90

1	0.012.5735.0	1	gasket
3	0.012.5736.0	1	gasket sx/lh/li
4	0.010.8342.0	1	gasket dx/rh/re
5	0.010.8343.0	1	gasket sx/lh/li
6	0.012.6156.0	1	console
7	2.1142.010.2	4	insert m 6
8	2.1310.002.3	4	flat washer 6.4 x 12 x 1.6
9	2.0332.405.3	3	screw m 6 p.1 x 14
10	0.010.8467.2	1	cup COMPONENT PARTS SEE COMPONENTS LIST ☞ 0.010.8467.2 ☞ 0B.00.98
11	2.1310.002.3	3	flat washer 6.4 x 12 x 1.6
12	2.0332.405.3	3	screw m 6 p.1 x 14
13	0.9231.559.0	2	pipe fitting
14	0.010.6372.4	2	windscreen washer
15	0.010.0868.0	1	tube mm 4x6x2200
16	0.007.7772.0	1	tube Ø mm 4x6x120
17	0.007.7770.0	1	tube Ø mm 4x6x2000
18	0.007.7771.0	1	tube mm 4x6x2600
19	0.010.5174.0/10	1	gasket 2000x10x5 -> 1133 X AgroCompact F60 -> 1029 X AgroCompact 70F3 -> 1193 X AgroCompact 70F4 -> 1251 X AgroCompact F80 -> 1120 X AgroCompact F90
21	0.012.5738.0	1	gasket dx/rh/re



9\_20871\_25\_0\_A

9\_70586\_25\_0\_B

AgroCompact F60

Ref.: 0B.00.48

Section: CAB

VENTILATION-AIR CONDITIONING-HEATING

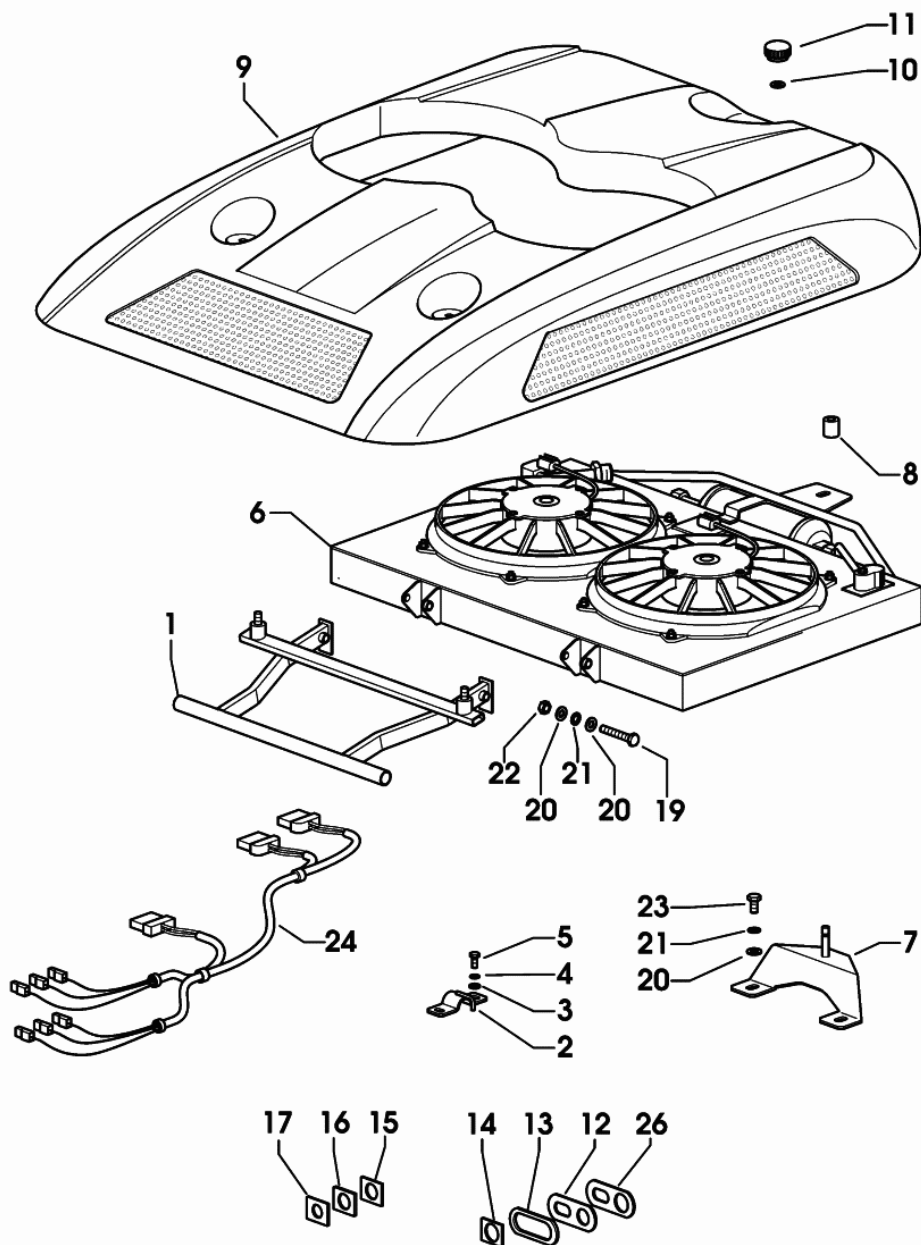
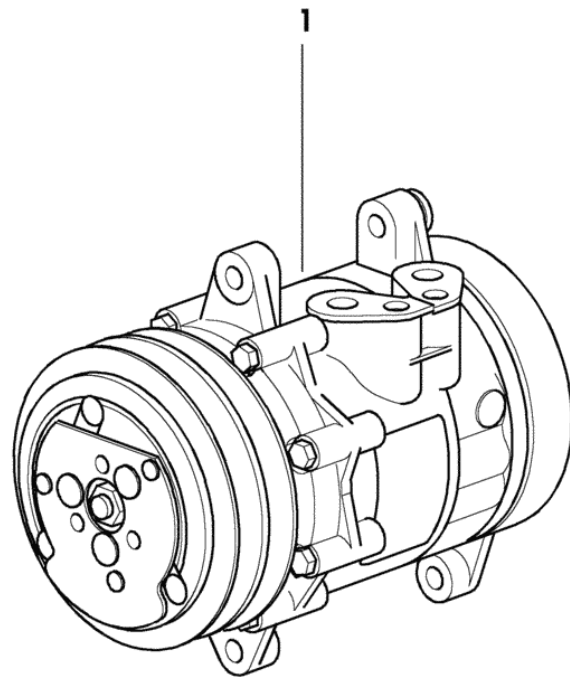


Fig.	Code	QTY	Name
20	2.1310.004.2	6	flat washer 8.5 1112 <- X AgroCompact F60 1171 <- X AgroCompact 70F4 1199 <- X AgroCompact F80 1083 <- X AgroCompact F90
21	2.1470.004.2	4	washer 8 1112 <- X AgroCompact F60 1171 <- X AgroCompact 70F4 1199 <- X AgroCompact F80 1083 <- X AgroCompact F90
22	2.1011.105.2	2	nut m 8 p.1.25 1112 <- X AgroCompact F60 1171 <- X AgroCompact 70F4 1199 <- X AgroCompact F80 1083 <- X AgroCompact F90
23	2.0112.206.2	2	screw m 8 p.1.25 x 18
24	0.011.0644.3/20	1	wire
26	0.011.3131.0	1	small plate

Section: CAB  
**COMPRESSOR**

Fig.	Code	QTY	Name
1	0.007.7197.4	1	gear compressor R 134a COMPONENT PARTS SEE COMPONENTS LIST ☞ 0.007.7197.4 ☞ 0B.00.102



9\_70586\_23\_0\_0

CAB ELECTRICAL SYSTEM.....	08.00.43
POWER-LIFT ELECTRONIC SYSTEM.....	08.00.44
ELECTRICAL SYSTEM FOR 6-WAY FRONT CONTROL VALVE.....	08.00.45
ELECTRICAL SYSTEM - 3 POINT HITCH.....	08.00.46
GUARD FOR ELECTRO VALVES.....	08.00.47

CLICK HERE TO **DOWNLOAD** THE COMPLETE MANUAL

- Thank you very much for reading the preview of the manual.
- You can download the complete manual from: [www.heydownloads.com](http://www.heydownloads.com) by clicking the link below



- Please note: If there is no response to CLICKING the link, please download this PDF first and then click on it.

CLICK HERE TO **DOWNLOAD** THE COMPLETE MANUAL

Section: ELECTRIC AL SYSTEM  
**WORKING SPOTLIGHT REAR**

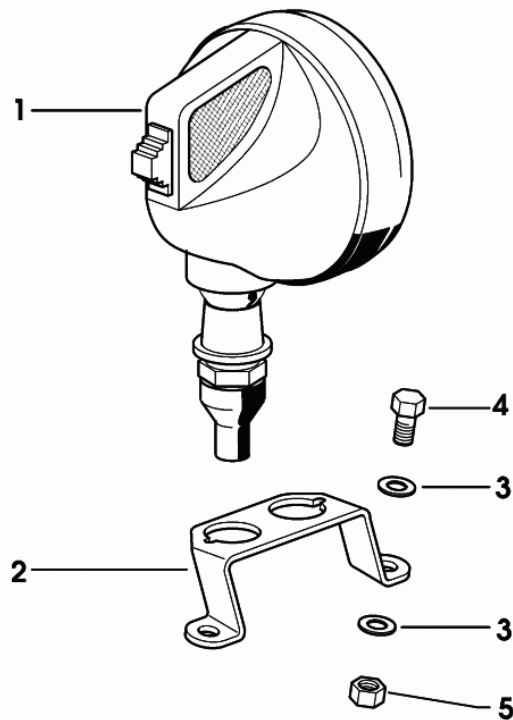
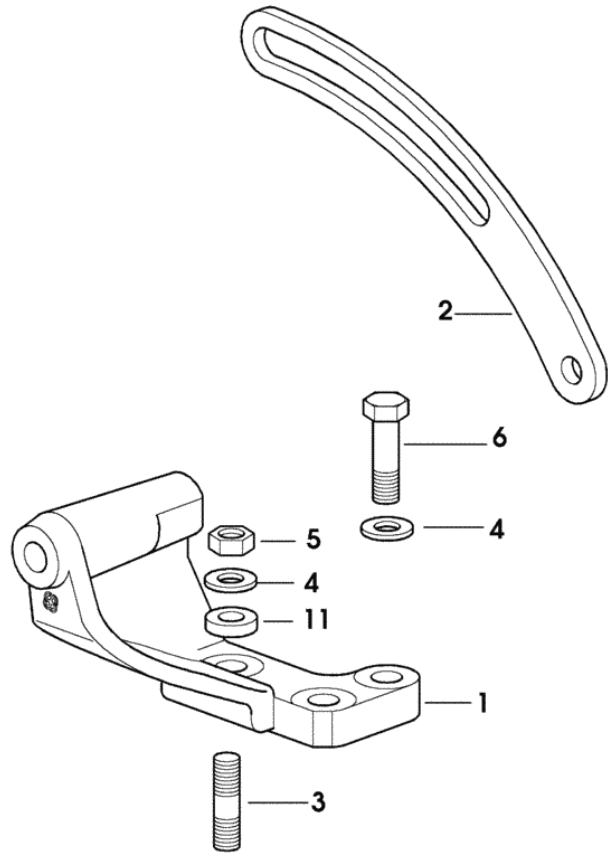


Fig.	Code	QTY	Name
1	2.8029.300.0	1	headlight COMPONENT PARTS SEE COMPONENTS LIST ☞ 2.8029.300.0 ☞ 08.00.70
2	0.011.3008.0	1	support
3	2.1310.004.2	4	flat washer 8.5
4	2.0112.205.2	2	screw m 8 p.1.25 x 16
5	2.1011.105.2	2	nut m 8 p.1.25

9\_70585\_30\_0\_0

Section: ELECTRIC AL SYSTEM  
**ALTERNATOR MOUNTINGS**

Fig.	Code	QTY	Name
1	0.261.8441.0/10	1	support
2	0.261.8442.0	1	bracket
3	2.0432.159.7	2	stud bolt m 10 p.1.5 / p.1.25 x 35
4	2.1470.006.2	3	lock washer 10
5	2.1011.421.2	2	nut m 10 p.1.25
6	2.0112.313.2	1	screw m 10 p.1.5 x 35
11	2.1579.901.2	2	spacer 12x20x5



Section: ELECTRIC AL SYSTEM

**ELECTRONIC CONTROL UNIT - ENGINE**

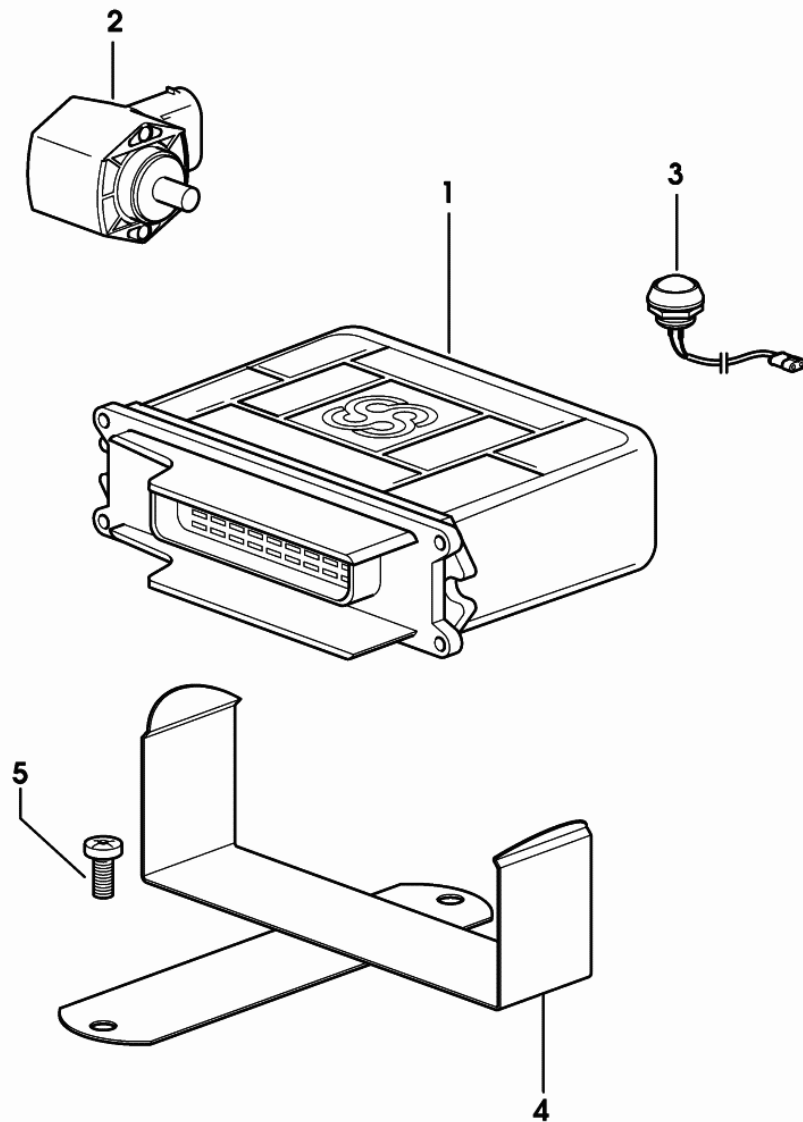


Fig.	Code	QTY	Name
------	------	-----	------

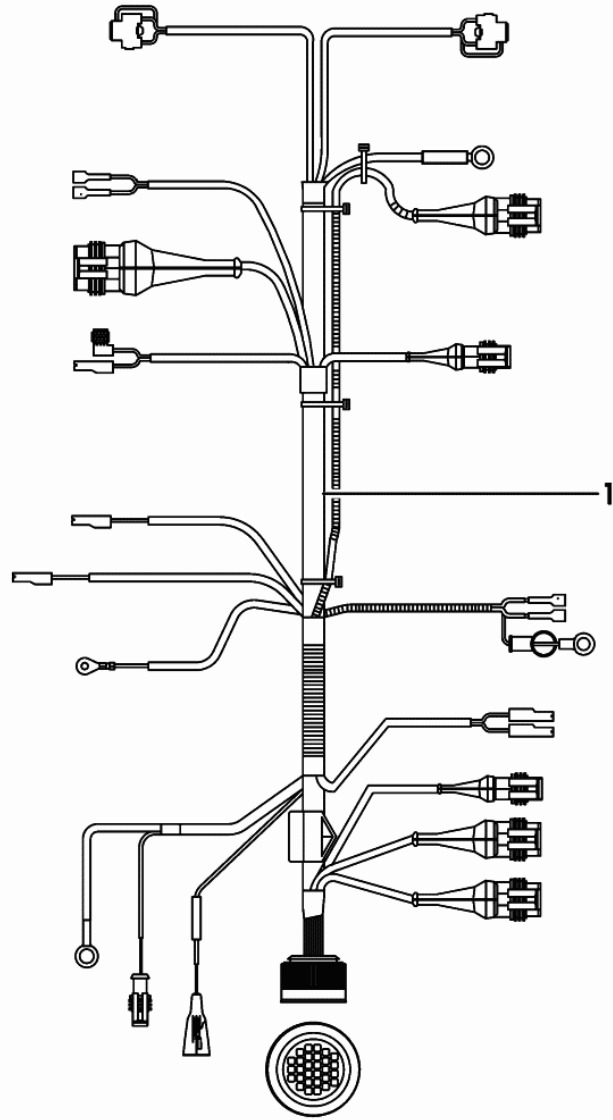
**Notes:**

-> 1028 X AgroCompact F60 -> 1007 X AgroCompact 70F3 -> 1038 X AgroCompact 70F4 -> 1031 X AgroCompact F80 -> 1010 X AgroCompact F90

1	0.012.3913.4/60	1	central device
2	2.7099.740.0/10	1	sensor
3	2.7659.203.0	1	push-button
4	0.011.6217.2	1	bracket
5	2.0332.403.2	2	screw m 6 p.1 x 10

9\_70567\_16\_0\_0

Section: ELECTRIC AL SYSTEM  
**ELECTRICAL EQUIPMENT FRONT**



9\_70584\_02\_0\_0

Fig.	Code	QTY	Name
1	0.010.6411.4/50	1	electrical system

**ELECTRICAL SYSTEM FOR 6-WAY FRONT CONTROL VALVE**

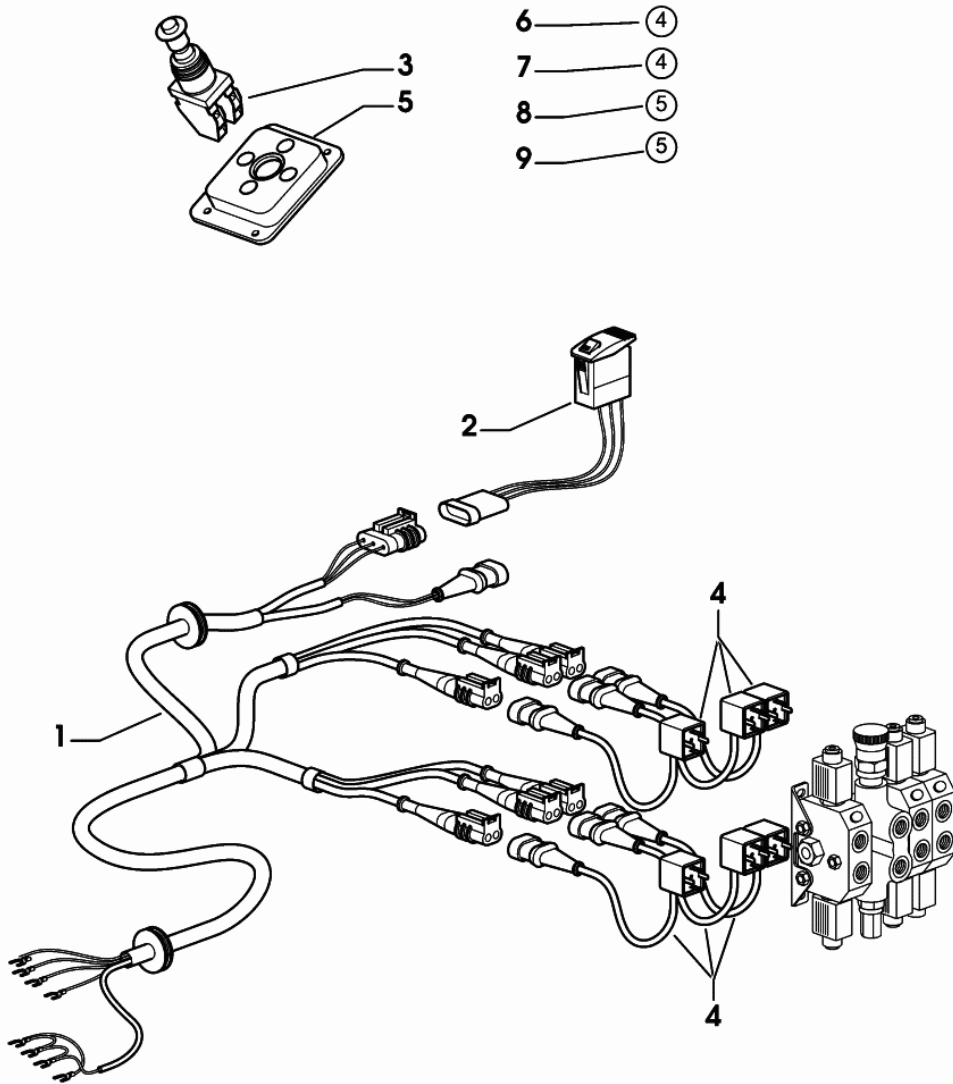


Fig.	Code	QTY	Name
1	0.012.0102.4	1	electrical system
2	2.7659.221.0	1	push-button
3	0.012.0104.4	1	lever
4	0.010.4795.3/10	6	wire mm 200
5	0.012.1381.0/10	1	support
6	2.9929.745.0	1	plate 4 X AgroCompact F60 X AgroCompact 70F3 -> 1086 X AgroCompact 70F4 -> 1098 X AgroCompact F80 -> 103
7	2.9929.742.0	1	plate 4 X AgroCompact F60 X AgroCompact 70F3 -> 1086 X AgroCompact 70F4 -> 1098 X AgroCompact F80 -> 103
8	2.9929.746.0	1	plate 5 X AgroCompact F60 X AgroCompact 70F3 -> 1086 X AgroCompact 70F4 -> 1098 X AgroCompact F80 -> 103
9	2.9929.743.0	1	plate 5 X AgroCompact F60 X AgroCompact 70F3 -> 1086 X AgroCompact 70F4 -> 1098 X AgroCompact F80 -> 103

9\_78684\_10\_0\_0

Section: ENGINE  
**CRANKSHAFT**

9\_34812\_00\_0\_0

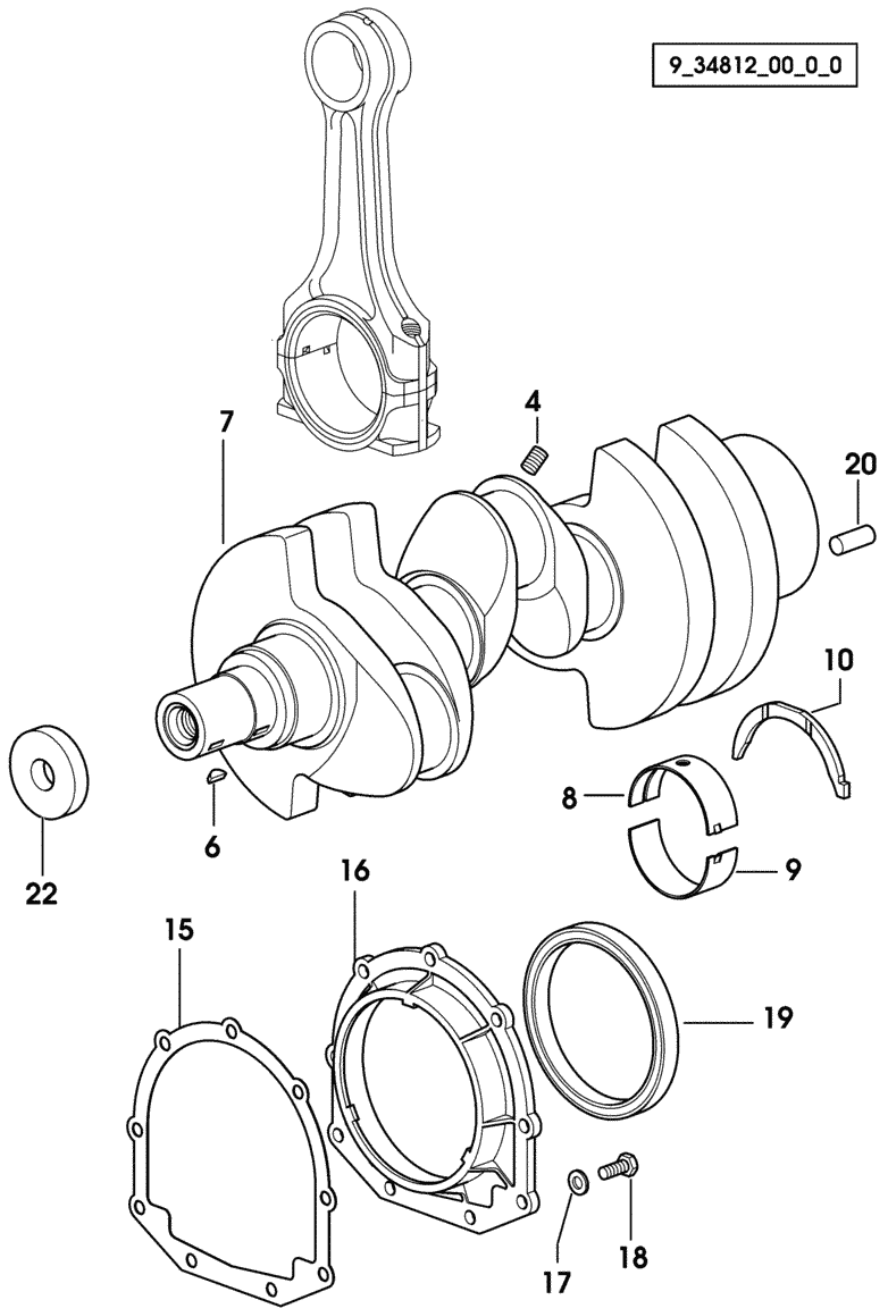
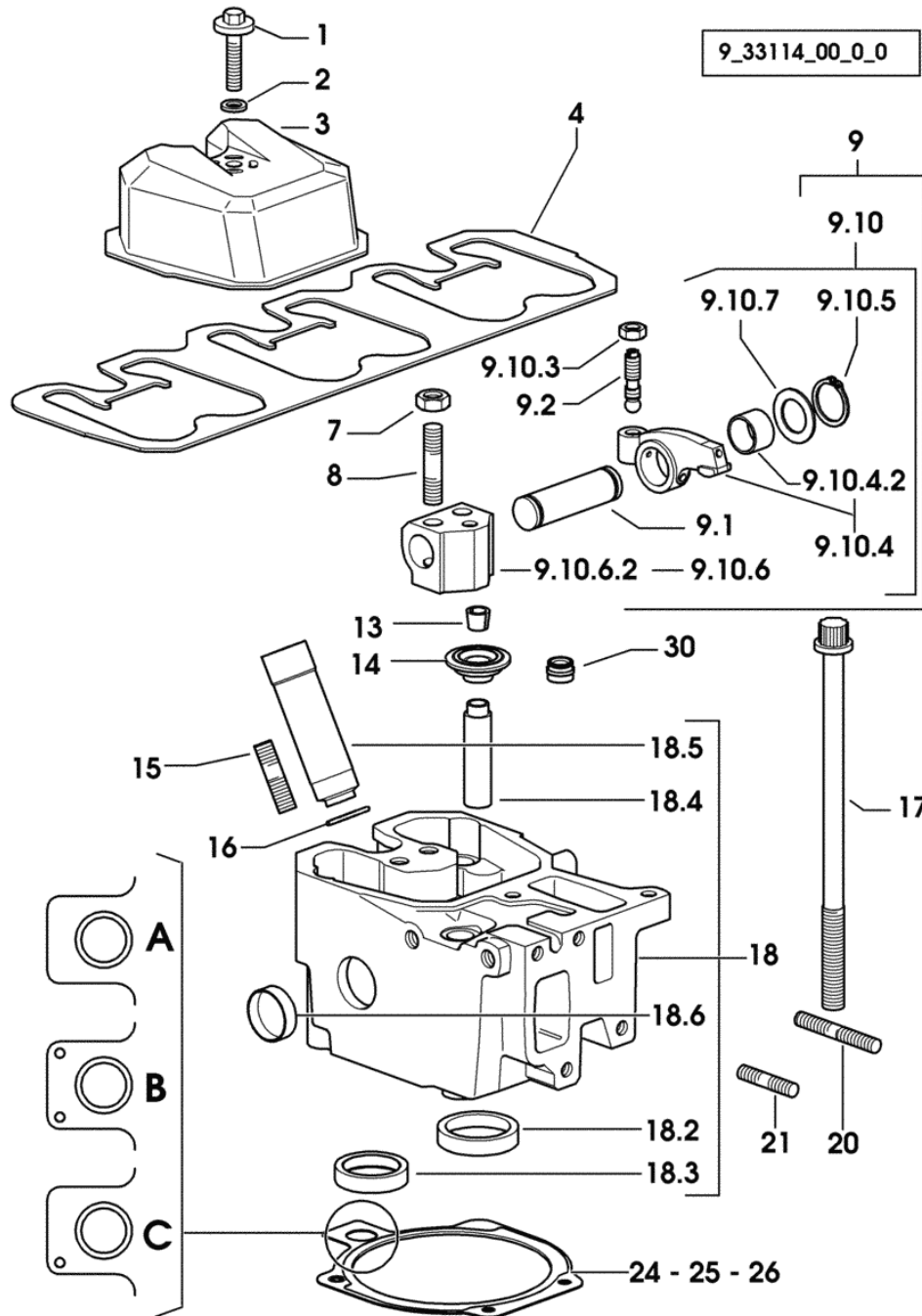


Fig.	Code	QTY	Name
4	2.3130.001.1	3	plug 1/8" gas
6	2.1720.006.0	2	key 4x6.5
7	0.007.1554.0/20	1	crank shaft
8	0.065.1215.0	4	main half bushing STANDARD
8	0.065.1215.7	0	main half bushing - mm 0.25
8	0.065.1215.8	0	main half bushing - mm 0.50
9	0.065.1216.0	4	main half bushing
9	0.065.1216.7	0	main half bushing - mm 0.25
9	0.065.1216.8	0	main half bushing - mm 0.50
10	0.065.1218.0	4	shim STANDARD
10	0.065.1218.7	0	shim + mm 0.10
10	0.065.1218.8	0	shim + mm 0.15
15	0.065.1254.0/20	1	gasket
16	0.007.1711.0/10	1	cover
17	2.1475.002.2	9	conical washer 8
18	2.0112.207.2	9	screw m 8 p 1.25 x 20
19	2.1529.073.0	1	'o' ring 110x130x13
20	2.1651.915.0	1	pin 12x35
22	2.1599.524.7	1	washer 21x60x12

Section: ENGINE  
CYLINDER HEAD



9\_33114\_00\_0\_0

Fig.	Code	QTY	Name
26	0.078.1453.0/40	0	gasket -C-
30	2.1519.117.0	6	'o' ring

**LUBRICATION - EXPORT U.S.A.**

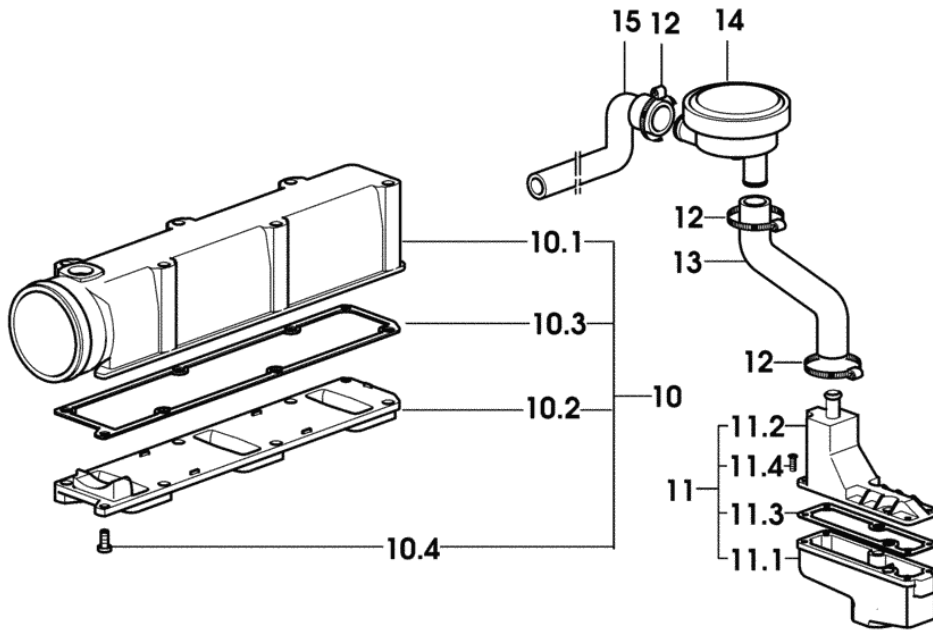


Fig.	Code	QTY	Name
10	0.011.1000.4/10	1	manifold
10.1	0.000.0000.1	0	not serviceable
10.2	0.000.0000.1	0	not serviceable
10.3	0.069.1850.0/20	1	gasket
10.4	2.0350.705.6	2	screw m 6.3 x 16 -B-
11	0.011.1030.4	1	sediment bowl
11.1	0.011.1030.0	1	sediment bowl
11.2	0.011.1028.3	1	cover
11.3	0.066.1554.0/10	1	gasket
11.4	2.0351.203.6	4	screw 3.5x9.5
12	2.6850.004.0	4	clamp 20-35
13	0.011.4210.0	1	tube
14	0.010.6507.0	1	valve
15	0.011.4209.0	1	tube

Section: ENGINE

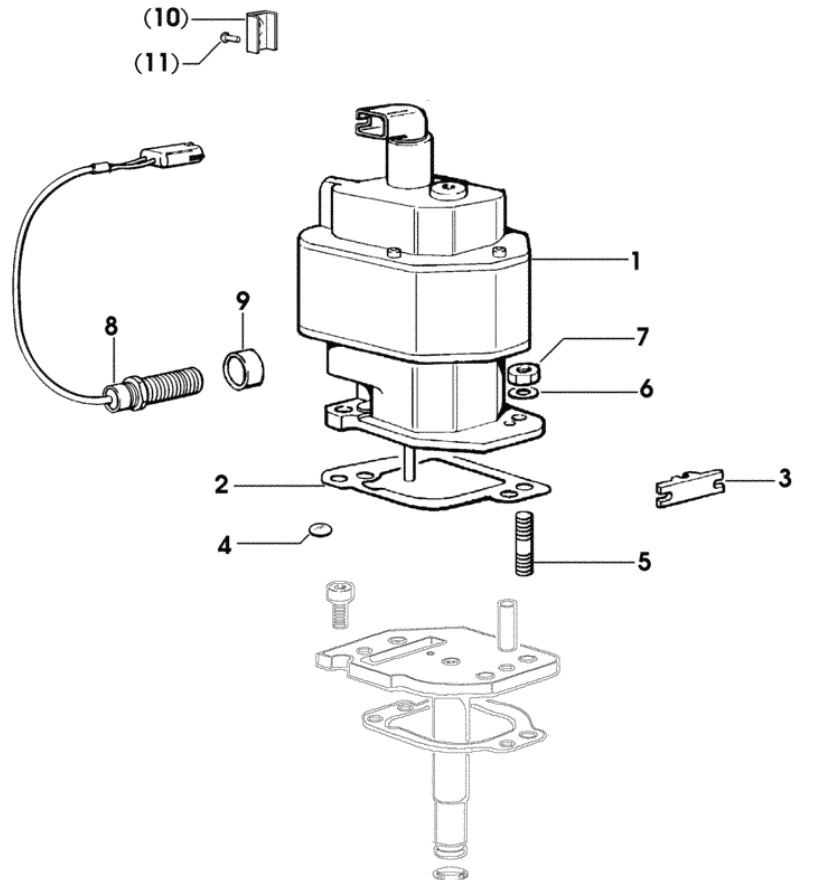
**ELECTRONIC MOTOR CONTROLLER**

Fig.	Code	QTY	Name
------	------	-----	------

**Notes:**

1027 <- X AgroCompact F60 1006 <- X AgroCompact 70F3 1037 <- X AgroCompact 70F4 1030 <- X AgroCompact F80 1009 <- X AgroCompact F90

1	0.007.0992.4/60	1	actuator 12V
2	0.009.3880.0/20	1	gasket
3	0.007.0870.0	1	small plate
4	2.3170.003.1	1	expansion plug 10
5	2.0432.007.7	2	stud bolt m 8 p.1.25 / p.1 x 30
6	2.1475.202.2	2	spring washer 8.4 x 16
7	2.1011.405.2	2	nut m 8 p.1
8	0.007.0740.0/40	1	pick-up
9	2.1579.205.2	1	spacer 17x22x14



9\_33816\_01\_0\_0



# AgroCompact F60

## FRONT AND REAR P.T.O.

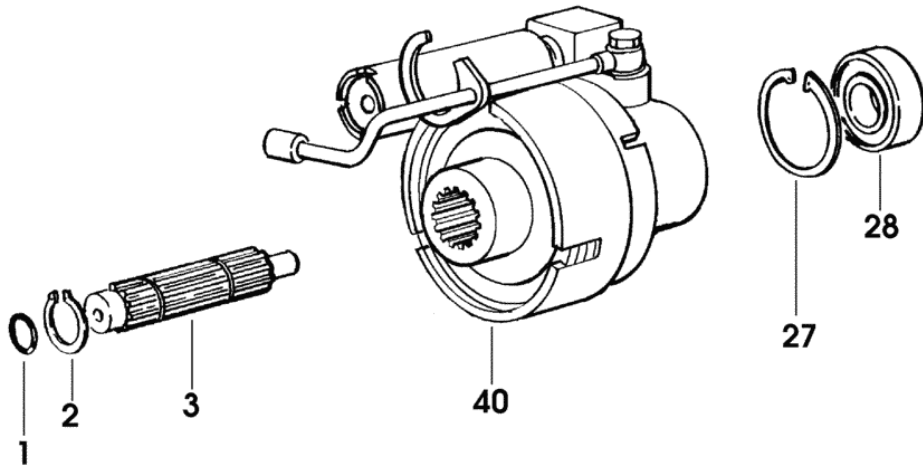
### GENERAL

P.T.O. FRONT.....	05.00.1
P.T.O. FRONT.....	05.00.2
P.T.O. FRONT.....	05.00.3
P.T.O. FRONT.....	05.00.4
P.T.O. FRONT.....	05.00.5
P.T.O. - CLUTCH TRANSMISSION SHAFT.....	05.00.6
P.T.O. - PUMP CONTROL.....	05.00.7
P.T.O. - ELECTROHYDRAULICALLY CONTROLLED HYDRAULIC CLUTCH.....	05.00.8
P.T.O. - 2 SPEED TYPE 540 - 750.....	05.00.9
P.T.O. - 2 SPEED TYPE 540 - 750.....	05.00.10
P.T.O. - 2 SPEED TYPE 540 - 750 + SINCRO.....	05.00.11
P.T.O. - 2 SPEED TYPE 540 - 750 + SINCRO.....	05.00.12
P.T.O. - 2 SPEED TYPE 540 - 750 + SINCRO.....	05.00.13
P.T.O. - 2 SPEED TYPE 540 - 750 + SINCRO.....	05.00.14
P.T.O. - 2 SPEED TYPE 540 - 750 + SINCRO.....	05.00.15
P.T.O. - 2 SPEED TYPE 540 - 750 + SINCRO.....	05.00.16
P.T.O. - 2 SPEED TYPE 540 - 1000.....	05.00.17
P.T.O. - 2 SPEED TYPE 540 - 1000.....	05.00.18
P.T.O. - 2 SPEED TYPE + SINCRO 540 - 1000.....	05.00.19
P.T.O. - 2 SPEED TYPE + SINCRO 540 - 1000.....	05.00.20
P.T.O. - 2 SPEED TYPE + SINCRO 540 - 1000.....	05.00.21
P.T.O. - 2 SPEED TYPE 540 - 1000 + SYNCRO.....	05.00.22
P.T.O. - 2 SPEED TYPE 540 - 1000 + SYNCRO.....	05.00.23
P.T.O. - 2 SPEED TYPE 540 - 1000 + SYNCRO.....	05.00.24
PTO - 2-SPEED WITH INSERTED END SHAFT 540 - 1000.....	05.00.25
PTO - 2-SPEED WITH INSERTED END SHAFT 540 - 1000.....	05.00.26
PTO - 2-SPEED WITH INSERTED END SHAFT 540 - 1000.....	05.00.27
P.T.O. - 3 SPEED TYPE 540 - 750 - 1000.....	05.00.28
P.T.O. - 3 SPEED TYPE 540 - 750 - 1000.....	05.00.29
P.T.O. SHAFT DRIVE 540 - 750 - 1000.....	05.00.35
P.T.O. SHAFT DRIVE.....	05.00.36
P.T.O. - EXTERNAL CONTROLS 540 - 750.....	05.00.37
P.T.O. - EXTERNAL CONTROLS 540-1000.....	05.00.38
P.T.O. - EXTERNAL CONTROLS 540 - 750 + SINCRO.....	05.00.39
P.T.O. - EXTERNAL CONTROLS 540 - 1000 + SYNCRO.....	05.00.40
P.T.O. - 3 SPEED TYPE 540 - 750 - 1000.....	05.00.41
P.T.O. - SYNCHRONIZED.....	05.00.43
TUNNEL COVER P.T.O.....	05.00.44
REAR SYNCHRO PTO COVER - STANDARD SEAL.....	05.00.45
REAR SYNCHRO PTO COVER - WATERPROOF SEAL.....	05.00.46

**P.T.O. - ELECTROHYDRAULICALLY CONTROLLED HYDRAULIC CLUTCH**

Fig.	Code	QTY	Name
1	2.1530.048.0	1	'o' ring 18.72x2.62
2	2.1410.009.1	2	circlip 24
3	0.009.7017.0/10	1	shaft
27	2.1411.021.1	1	circlip 52
28	2.2040.007.0	1	ball bearing 25x52x15
40	0.007.6858.4/60	1	hydraulic pto clutch

COMPONENT PARTS SEE  
COMPONENTS LIST  
☞ 0.007.6858.4/60  
☞ 05.00.32



Section: FRONT AND REAR P.T.O.  
**P.T.O. - 2 SPEED TYPE 540 - 1000**

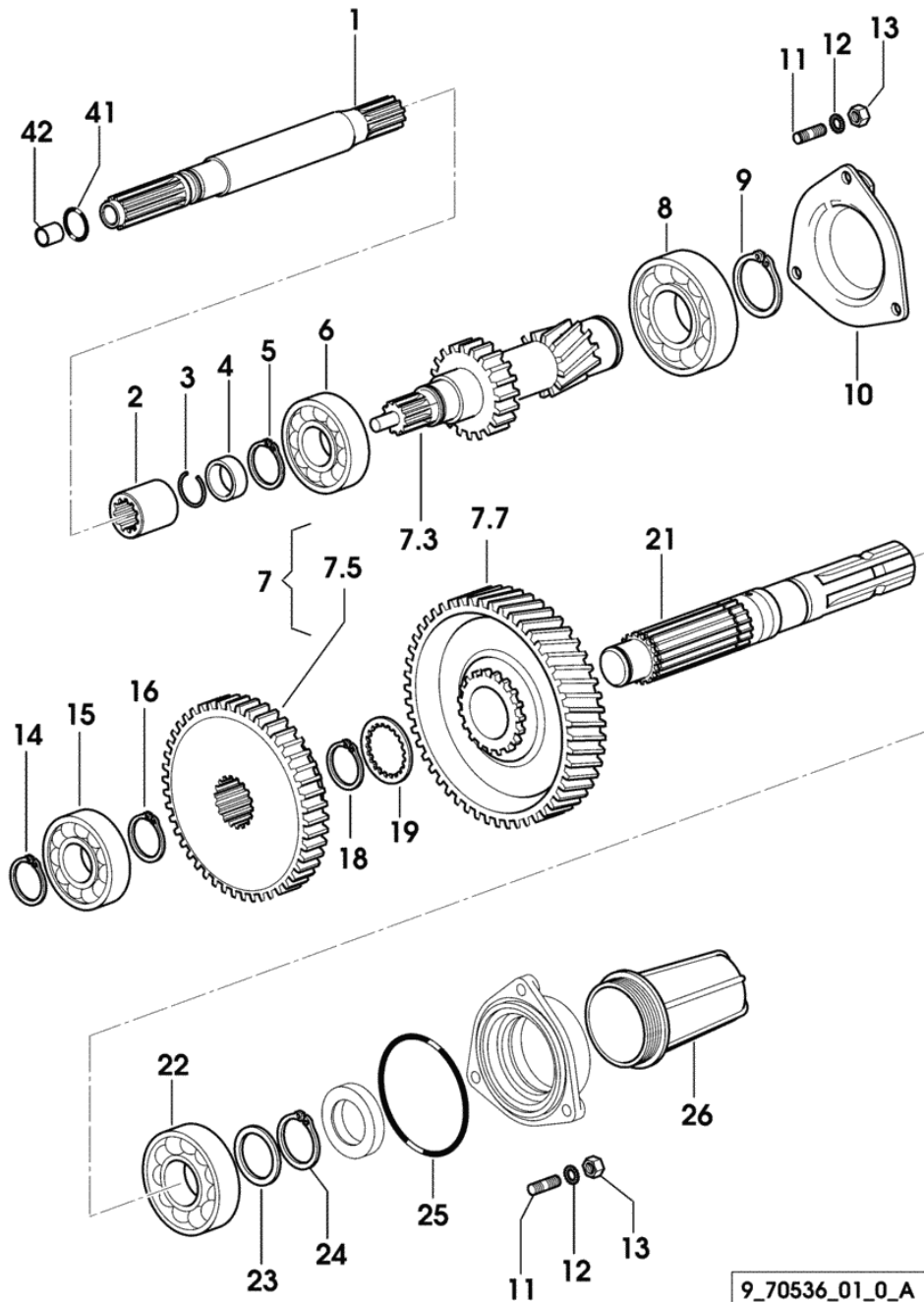
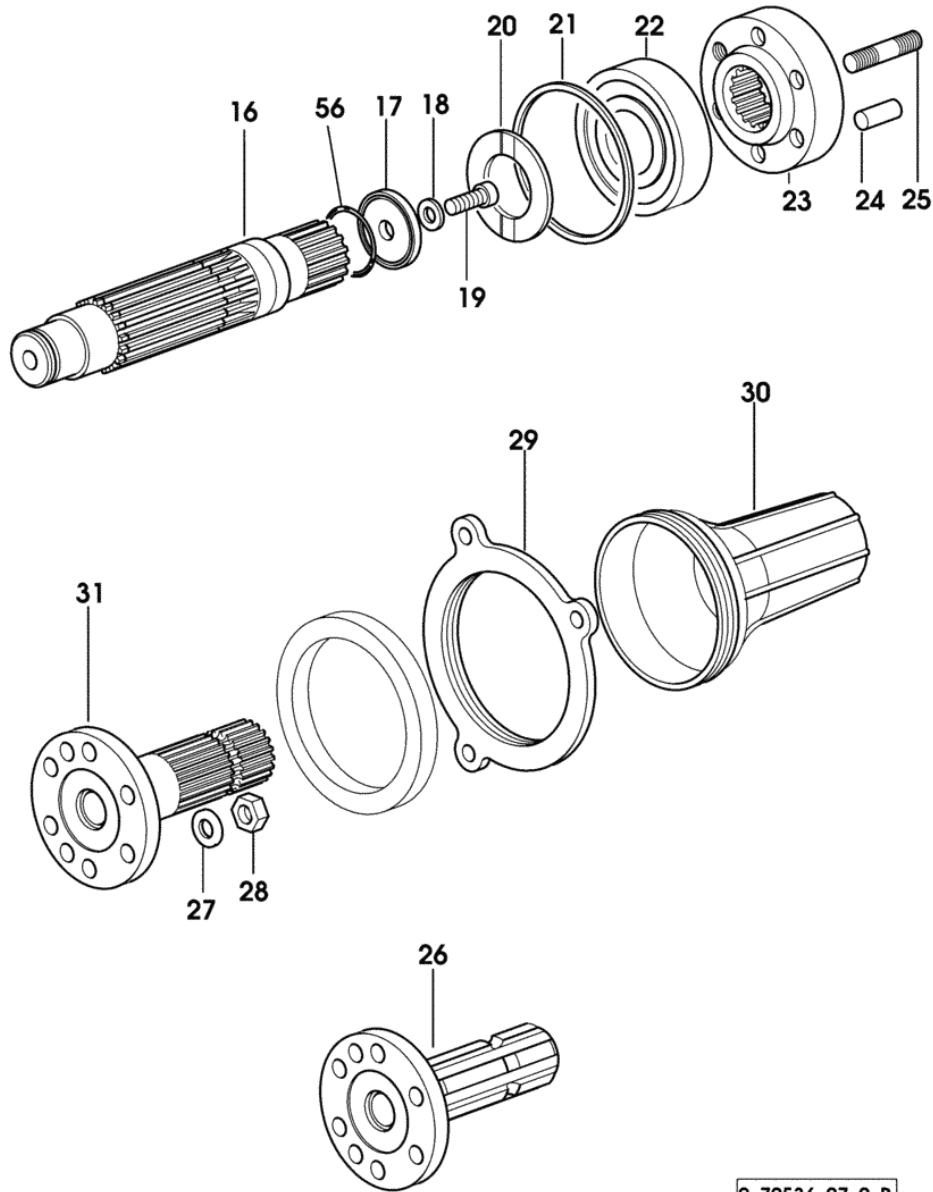


Fig.	Code	QTY	Name
1	0.008.9951.0/30	1	p.t.o.shaft
2	0.008.5176.0	1	sleeve
3	2.1420.010.1	1	circlip a 25
4	2.1549.172.0	1	spacer 24.7 x 31 x 12
5	2.1410.012.1	1	circlip 30
6	2.2060.009.0	1	ball bearing 30 x 72 x 19
7	0.000.0000.1	0	not serviceable
7.3	0.008.5357.0/10	1	p.t.o.shaft
7.5	0.008.5367.0/20	1	gear Z = 46
7.7	0.008.5366.0/10	1	gear Z = 50
8	2.2062.012.0	1	ball bearing 40 x 90 x 23
9	2.1410.016.1	1	circlip 40
10	0.008.5181.3/10	1	complete cover
11	2.0422.203.7	9	stud bolt m 8 p.1.25 x 20
12	2.1470.004.2	9	washer 8
13	2.1011.105.2	9	nut m 8 p.1.25
14	2.1410.012.1	1	circlip 30
15	2.2060.009.0	1	ball bearing 30 x 72 x 19
16	2.1410.016.1	1	circlip 40
18	2.1410.016.1	1	circlip 40
19	2.1599.641.0	1	thrust plate
21	0.008.5365.0/20	1	p.t.o.shaft
22	2.2062.011.0	1	ball bearing 35 x 80 x 21
23	2.1599.421.0	1	snoulder 35 x 45 x 3.0
24	2.1419.002.1	1	circlip 35
25	2.1539.025.0/10	1	'o' ring 88.57 x 2.62
26	0.154.3655.0/10	1	guard
41	2.1530.054.0	1	'o' ring 20.63x2.62
42	2.1555.206.0	1	bushing 12 x 14 x 15

9\_70536\_01\_0\_A

**PTO - 2-SPEED WITH INSERTED END SHAFT 540 - 1000**

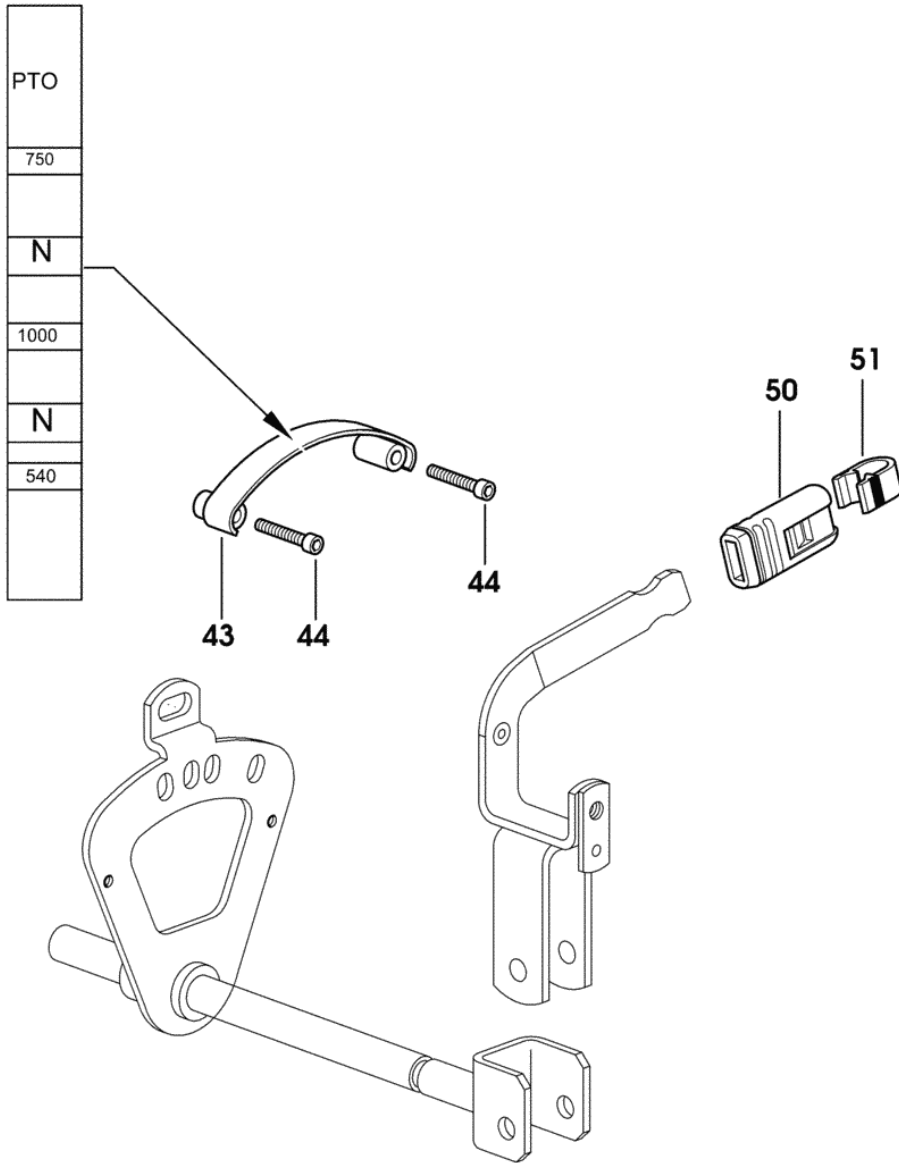
Fig.	Code	QTY	Name
16	0.011.3228.0/20	1	p.t.o.shaft
17	0.011.6415.0	1	thrust plate
18	2.1475.203.7	1	washer 10.5
19	2.0313.308.2	1	screw m 10 x 25
20	2.1599.807.0	1	shoulder
21	2.1549.430.0	1	spacer 80x87x3
22	2.2062.011.0	1	ball bearing 35 x 80 x 21
23	0.011.3229.0	1	flange
24	2.1651.811.0	2	cylindrical plug 10x24
25	2.0432.155.7	6	stud bolt m 10 p.1.5 / p. 1.25 x 25
26	0.011.3221.0	1	p.t.o.shaft Z = 6
27	2.1470.006.2	6	lock washer 10
28	2.1011.421.2	6	nut m 10 p.1.25
29	0.011.3274.0	1	cover
30	0.008.0757.0	1	guard
31	0.011.3227.0	1	p.t.o.shaft Z = 21
56	2.1531.091.0	1	'o' ring 34.60 x 2.62



9\_70536\_07\_0\_B

**P.T.O. - 3 SPEED TYPE 540 - 750 - 1000**

Fig.	Code	QTY	Name
43	0.010.5077.3/10	1	toothed sector
44	2.0332.309.6	2	screw m 5 x 30
50	0.008.8388.0	1	knob
51	0.008.8383.0	1	coupling



9\_70236\_01\_0\_0

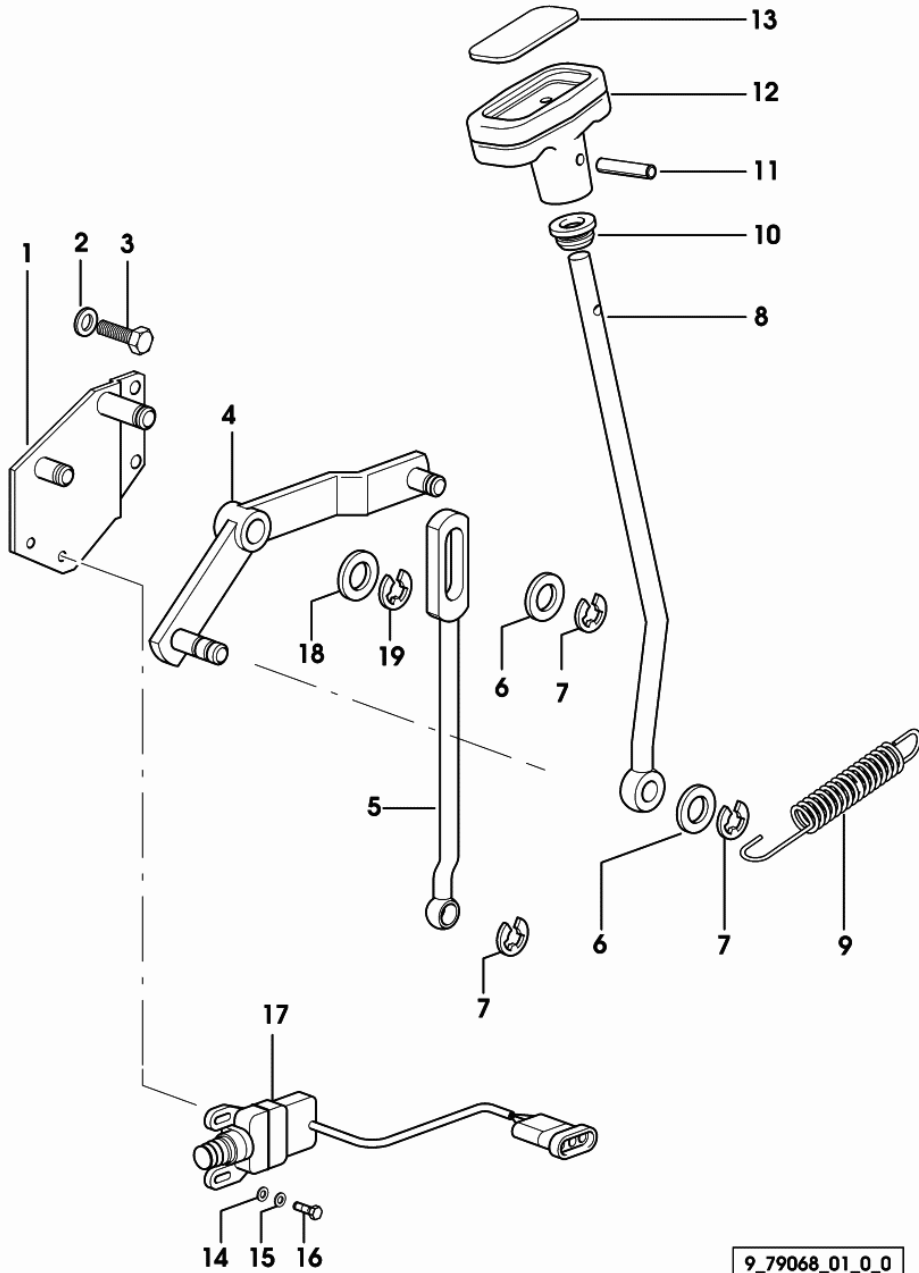
**P.T.O.-SYNCHRONIZED CONTROL - FOR TYPES WITH FENDERS**

Fig.	Code	QTY	Name
------	------	-----	------

**Notes:**

(...) <- X AgroCompact F60    (...) <- X AgroCompact 70F3    (...) <- X AgroCompact 70F4    (...) <- X AgroCompact F80    (...) <- X AgroCompact F90

1	0.010.4372.3/20	1	plate
2	2.1310.004.2	2	flat washer 8.5
3	2.0112.207.2	2	screw m 8 p 1.25 x 20
4	0.010.4419.3/10	1	lever
5	0.010.4428.2/20	1	rod
6	2.1310.006.2	2	flat washer 10.5
7	2.1430.008.7	3	circlip 7
8	0.010.4427.0/20	1	rod
			1017 <- X AgroCompact F60
			1005 <- X AgroCompact 70F3
			1018 <- X AgroCompact 70F4
			1024 <- X AgroCompact F80
			1007 <- X AgroCompact F90
8	0.010.4427.0/30	1	rod
			-> 1018 X AgroCompact F60
			-> 1006 X AgroCompact 70F3
			-> 1019 X AgroCompact 70F4
			-> 1025 X AgroCompact F80
			-> 1008 X AgroCompact F90
9	2.4049.139.1/10	1	spring
10	0.255.6858.0/10	1	rubber plug 18x5
11	2.1630.511.0	1	roll pin 5x24
12	0.009.9885.0/10	1	knob
13	0.009.9887.0	1	cap
14	2.1310.028.2	2	flat washer 4
15	2.1470.052.2	2	lock washer 4
16	2.0332.205.2	2	screw m 4x0.7x14
17	2.7659.096.0/10	1	switch
18	2.1310.007.2	2	flat washer 13.5
19	2.1430.010.7	1	circlip 9



9\_79068\_01\_0\_0

**2WD - EXTENDIBLE FRONT AXLE WITHOUT FRONT BRAKES**

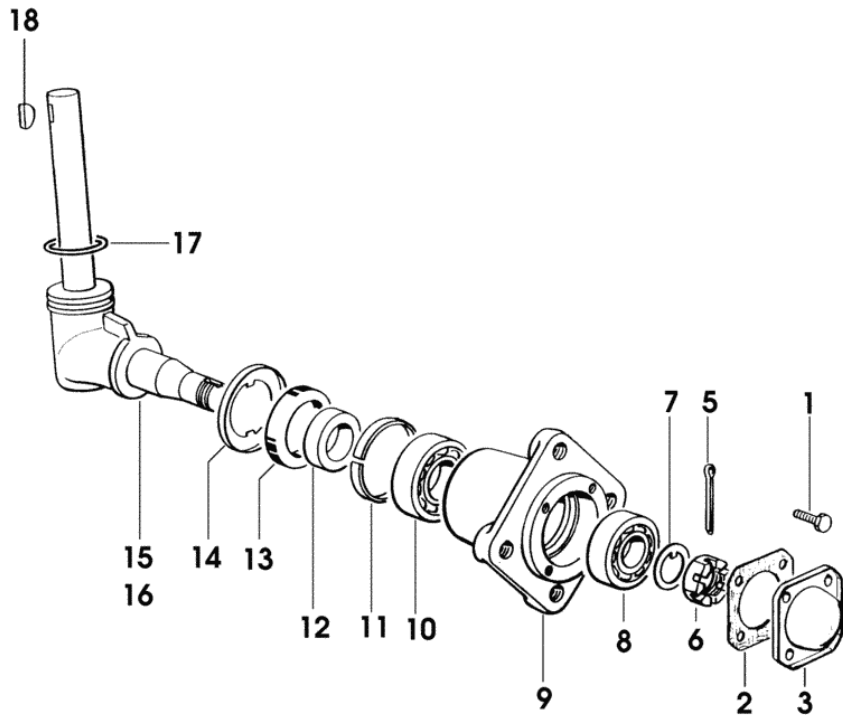
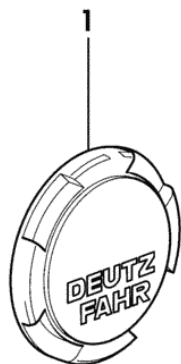


Fig.	Code	QTY	Name
1	2.0112.204.2	8	screw m 8 p.1.25x14
2	0.001.2921.0	2	gasket
3	0.001.2920.0	2	small cover
5	2.1690.516.2	2	split pin 5x50
6	2.1029.001.1	2	nut m 30 p.1.5
7	2.1249.002.0	2	lock-nut 30x50x3
8	2.2560.003.0	2	roller bearing 30x72x20.75
9	0.146.4224.0/30	2	wheel hub
10	2.2530.009.0	2	roller bearing 35 x 80 x 22.75
11	2.1579.117.0	2	spacer 76x80x6
12	0.146.4257.0	2	spacer
13	2.1529.007.0/10	2	'o' ring 58 x 80 x 13
14	0.146.4256.0	2	small sump
15	0.467.4220.3/10	1	axle shaft dx/rh/re
16	0.467.4221.3/10	1	axle shaft sx/lh/li
17	2.1530.134.0	2	'o' ring 53.98x3.53
18	2.1719.519.0	4	key

9\_56642\_01\_0\_0

Section: FRONT AXEL  
**FRONT WHEEL HUB COVER**

Fig.	Code	QTY	Name
1	2.3199.285.0	2	cover Deutz



9\_78546\_06\_0\_0

Section: FRONT AXEL  
**4WD - PLANETARY GEAR**

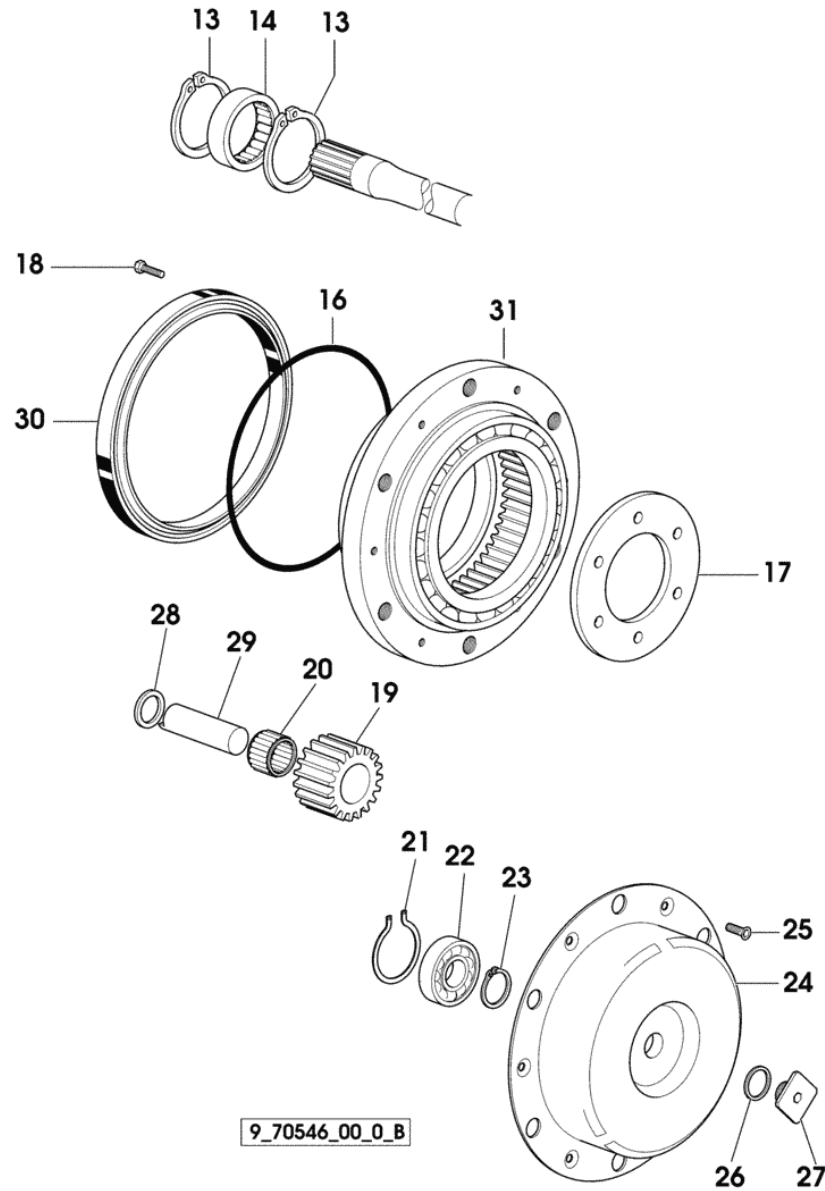
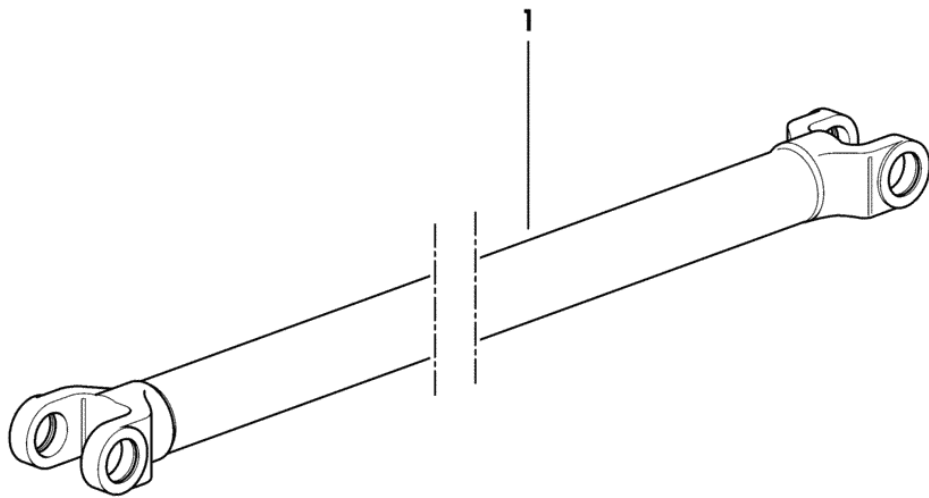


Fig.	Code	QTY	Name
13	2.1411.025.1	4	circlip 62
14	2.2999.415.0	2	bearing 43.8 x 62 x 17
16	2.1539.214.0/10	2	'o' ring
17	0.007.7919.0	2	flange
18	2.0132.006.2	12	screw m 8 p.1.25 x 20
19	0.007.7791.0	6	planet gear Z = 19
20	2.2999.030.0	6	roller cage 22 x 32 x 30
21	2.1499.150.7	2	circlip 43 x 4 x 1.25
22	2.2042.006.0	2	ball bearing 25 x 47 x 12
23	2.1419.029.7	2	circlip 25
24	0.007.7921.0/20	2	cover
25	2.0342.203.6	12	screw m 6 p.1.0 x 16
26	2.1560.017.0	2	gasket 22.2 x 27
27	2.3199.264.2/10	2	plug m 18 p.1.5 x 16
28	2.1549.276.0	12	spacer 22,1 x 30 x 0,05
29	0.007.7789.0	6	pin
30	2.1529.124.0/30	2	'o' ring 173 x 200 x 17
31	0.011.0682.3	2	crown wheel Z = 50

Section: FRONT AXEL  
**4WD - TRANSMISSION SHAFT**

Fig.	Code	QTY	Name
1	0.010.0974.3	1	shaft



9\_70526\_01\_0\_0

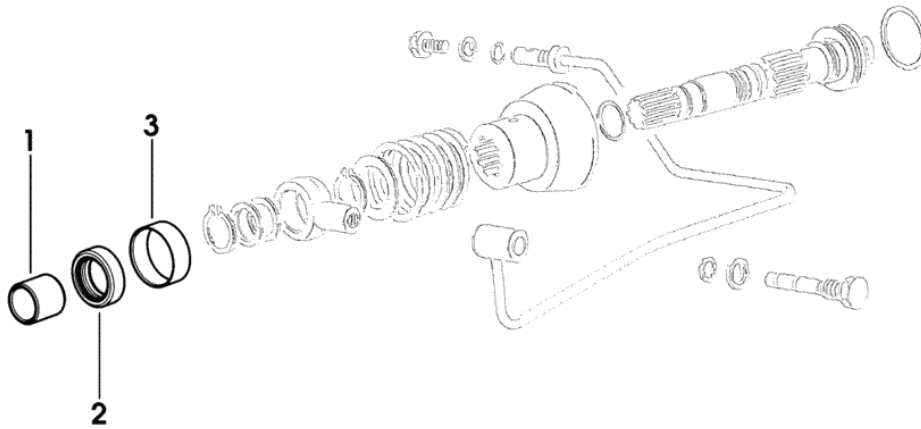
**4WD - ENGAGEMENT CONTROL - WATERPROOF SEALS**

Fig.	Code	QTY	Name
------	------	-----	------

**Notes:**

-> 1127 X AgroCompact F60 -> 1026 X AgroCompact 70F3 -> 1174 X AgroCompact 70F4 -> 1227 X AgroCompact F80 -> 1110 X AgroCompact F90

1	2.1549.570.0	1	spacer 30x37x35
2	2.1529.117.0	1	'o' ring 37x52x16
3	2.1559.340.0	1	bushing 52x55x20



9\_70538\_04\_0\_0

# AgroCompact F60

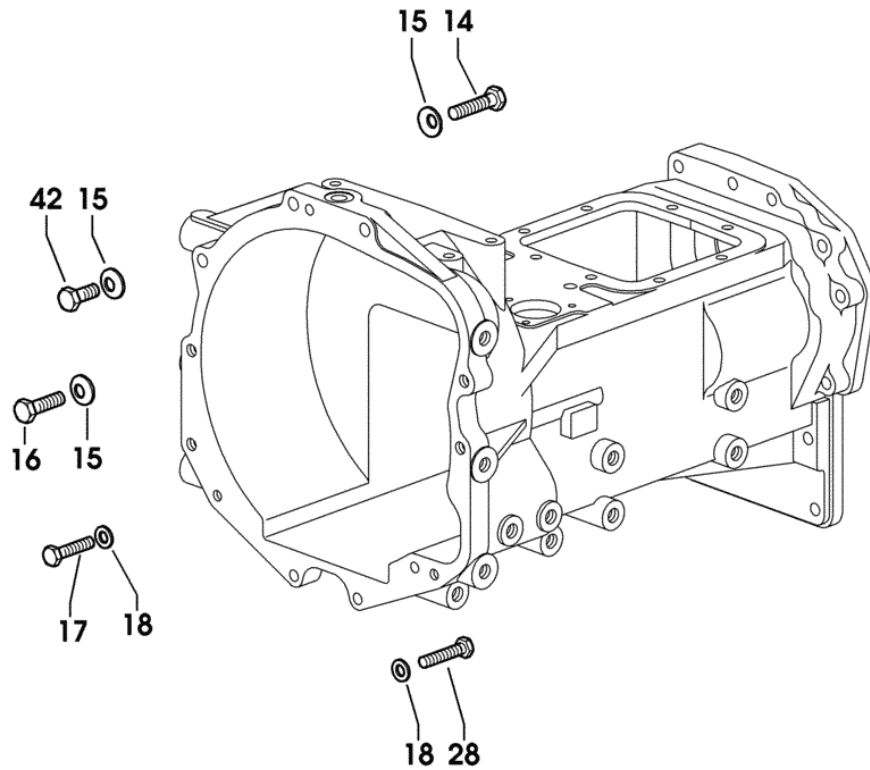
## GEAR

### GENERAL

CLUTCH 11".....	02.00.1
CLUTCH 12".....	02.00.3
CLUTCH CONTROL - FOR TYPES WITH FENDERS.....	02.00.4
CLUTCH CONTROL - FOR MODELS WITH PLATFORM.....	02.00.5
CLUTCH CONTROL - FOR 28" NARROW PLATFORM.....	02.00.6
CLUTCH CONTROL.....	02.00.7
CLUTCH CONTROL.....	02.00.8
GEARBOX.....	02.00.9
GEARBOXFIXINGS.....	02.00.10
GEARBOX REAR.....	02.00.11
REAR GEARBOX CASE P.T.O. + SINCRO.....	02.00.12
REAR GEARBOX CASE.....	02.00.13
COMPLETION WITHOUT H-M-L.....	02.00.14
STANDARD GEARBOX.....	02.00.15
STANDARD GEARBOX.....	02.00.16
4 SPEED GEARBOX WITH MINI REDUCTION GEAR.....	02.00.17
5 SPEED GEARBOX - WITHOUT MINI REDUCTION GEAR.....	02.00.19
5 SPEED GEARBOX WITH MINI REDUCTION GEAR.....	02.00.20
GEAR CHANGE BOX H-M-L.....	02.00.23
GEAR CHANGE BOX H-M-L.....	02.00.24
GEAR CHANGE BOX H-M-L.....	02.00.25
TRANSMISSION SHAFT - FOR TYPES WITHOUT H-M-L.....	02.00.26
SPEED RANGE REDUCTION GEAR UNIT.....	02.00.27
SPEED RANGE REDUCTION GEAR SHAFT - FOR MECHANICAL CONTROLS.....	02.00.28
SPEED RANGE REDUCTION GEAR SHAFT - FOR ELECTROHYDRAULIC CONTROLS.....	02.00.29
2-RANGE BOX.....	02.00.30
2-RANGE BOX 30 Km/h.....	02.00.31
2-RANGE BOX 40 Km/h.....	02.00.32
3-RANGE BOX 30 Km/h.....	02.00.33
3-RANGE BOX 40 Km/h.....	02.00.34
GEARSHIFT LEVER.....	02.00.35
REVERSING GEAR UNIT CONTROLS.....	02.00.36
REDUCTION GEAR CONTROL.....	02.00.37
GEAR SHIFTING.....	02.00.38
GEAR SHIFTING H - M - L.....	02.00.39
CONTROLS-MINI REDUCTION REVERSING GEAR UNITS.....	02.00.40
CONTROL FOR 3-RANGE GEARBOX.....	02.00.41
DIFFERENTIAL.....	02.00.42
DIFFERENTIAL LOCK CONTROL.....	02.00.43
DIFFERENTIAL LOCK CONTROL - MECHANICAL.....	02.00.44

Section: GEAR  
**GEARBOXFIXINGS**

Fig.	Code	QTY	Name
14	2.0112.521.2	3	screw m 14 p.2 x 60
15	2.1475.005.7	7	washer 14
16	2.0112.519.2	2	screw m 14 p.2x50
17	2.0112.420.2	2	screw m 12 p.1.75x55
18	2.1475.004.7	4	washer 13 x 24
28	2.0112.421.2	2	screw m 12 p.1.75 x 60
42	2.0112.513.2	2	screw m 14 p.2 x 35



9\_D6031\_02\_0\_0

Section: GEAR

**5 SPEED GEARBOX WITH MINI REDUCTION GEAR**

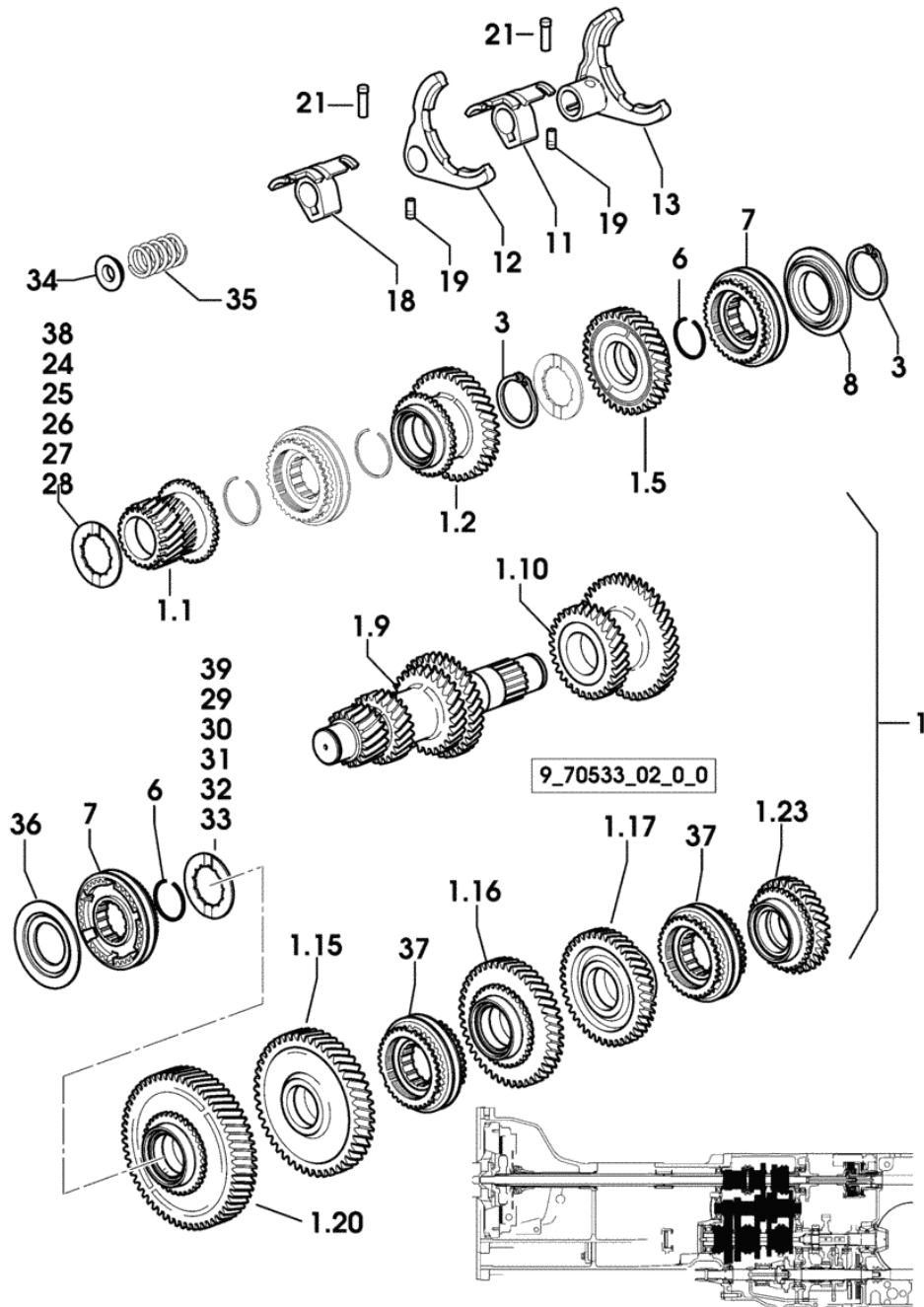



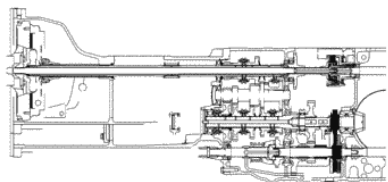
Fig.	Code	QTY	Name
1	0.000.0000.1	0	not serviceable
1.1	0.008.5128.0/40	1	gear Z = 23
1.2	0.008.5129.0/40	1	gear z=36 z=37
1.5	0.008.5145.0/30	1	gear z=34
1.9	0.008.5105.0/20	1	main shaft Z = 19 / 23 / 29 / 35
1.10	0.010.7268.0	1	gear z=32 z=42
1.15	0.008.5117.0/30	1	gear Z = 50
1.16	0.008.5098.0/30	1	gear z=44
1.17	0.008.5099.0/30	1	gear z=38
1.20	0.008.5107.0/40	1	gear Z = 59
1.23	0.010.7269.0	1	gear z=36 z=30
3	2.1410.017.1	2	circlip 42
6	2.1422.029.7	2	circlip 40 x 1.5
7	0.009.6826.4	2	lock synchronizer 62 COMPONENT PARTS SEE COMPONENTS LIST ☞ 0.009.6826.4 ☞ 02.00.15
8	0.008.5501.0/30	1	ring
11	0.008.5151.0/30	1	hub
12	0.009.6749.2/20	1	fork
13	0.009.6748.2/20	1	fork
18	0.008.5198.0/40	1	hub
19	2.0599.086.0/40	2	grain m 8 p.1.25 x 28
21	0.008.5994.0/10	2	pin
24	0.008.0251.0	0	shim 39 x 64 x 2.65
25	0.010.0629.0	0	shim 39 x 64 x 2.85
26	0.010.0630.0	0	shim 39 x 64 x 3.05
27	0.010.0631.0	0	shim 39 x 64 x 3.25
28	0.010.0632.0	0	shim 39 x 64 x 3.45
29	0.008.0251.0	0	shim 39 x 64 x 2.65
30	0.010.0629.0	0	shim 39 x 64 x 2.85
31	0.010.0630.0	0	shim 39 x 64 x 3.05
32	0.010.0631.0	0	shim 39 x 64 x 3.25
33	0.010.0632.0	0	shim 39 x 64 x 3.45
34	2.1549.544.2	1	spacer 16 x 27 x 34 x 7.3
35	2.4019.634.1/10	1	spring
36	0.010.1523.0	1	ring
37	0.009.6825.4	2	lock synchronizer 62 COMPONENT PARTS SEE COMPONENTS LIST ☞ 0.009.6825.4 ☞ 02.00.16
38	0.011.8668.0	0	shim 39x64x2.45

Section: GEAR  
**2-RANGE BOX 30 Km/h**

Fig.	Code	QTY	Name
1	0.010.1022.0	1	gear Z = 22
2	0.010.1020.0/10	1	gear Z = 41



2

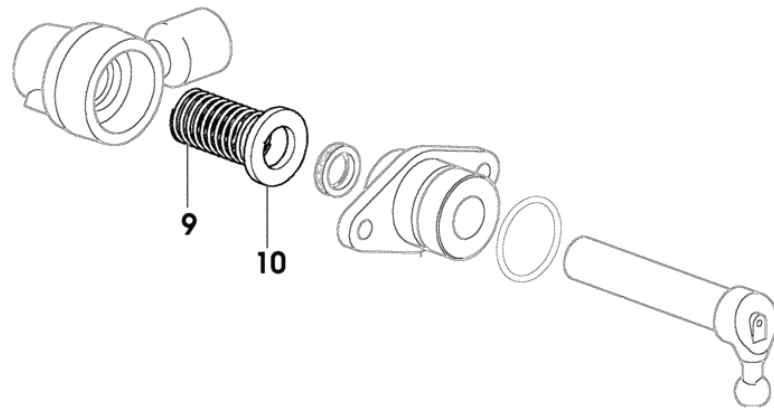
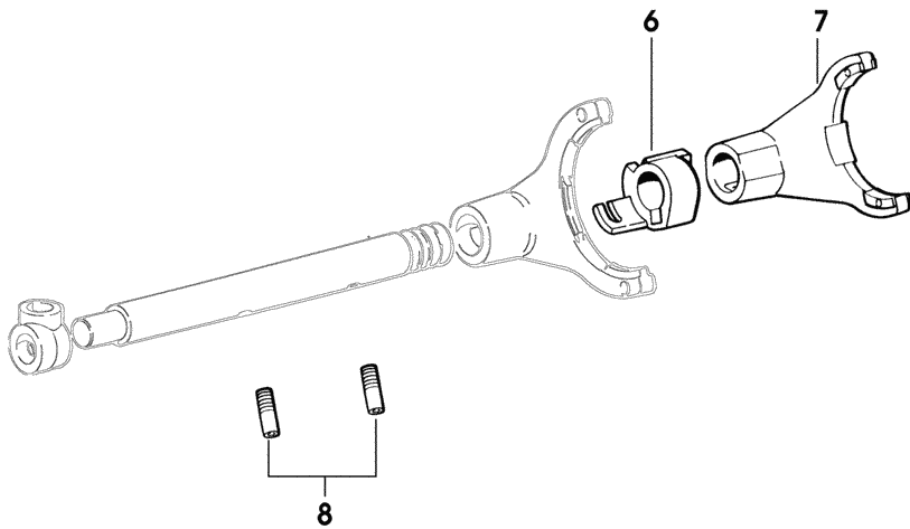


9\_70534\_05\_0\_0

Section: GEAR

**CONTROL FOR 3-RANGE GEARBOX**

Fig.	Code	QTY	Name
6	0.008.5381.0/30	1	sleeve
7	0.008.0243.0	1	fork
8	2.0599.086.0/40	2	grain m 8 p.1.25 x 28
9	2.4019.641.1	1	spring
10	2.1549.117.0	1	spacer 20.1 x 36 x 4.6



9\_70534\_03\_0\_0

Section: GEAR  
**4-RANGE GEARBOX COVER**

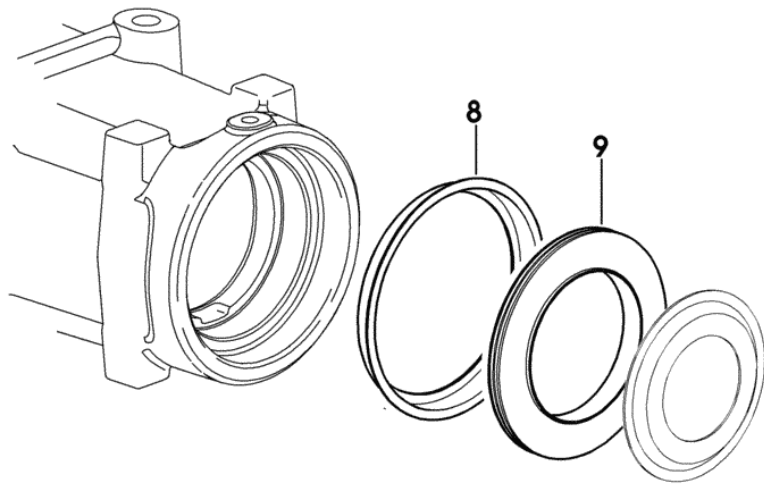
Fig.	Code	QTY	Name
1	0.009.9162.0/10	1	cap



9\_58964\_02\_0\_0

**PARTS SET FOR REAR AXLE - STANDARD SEAL**

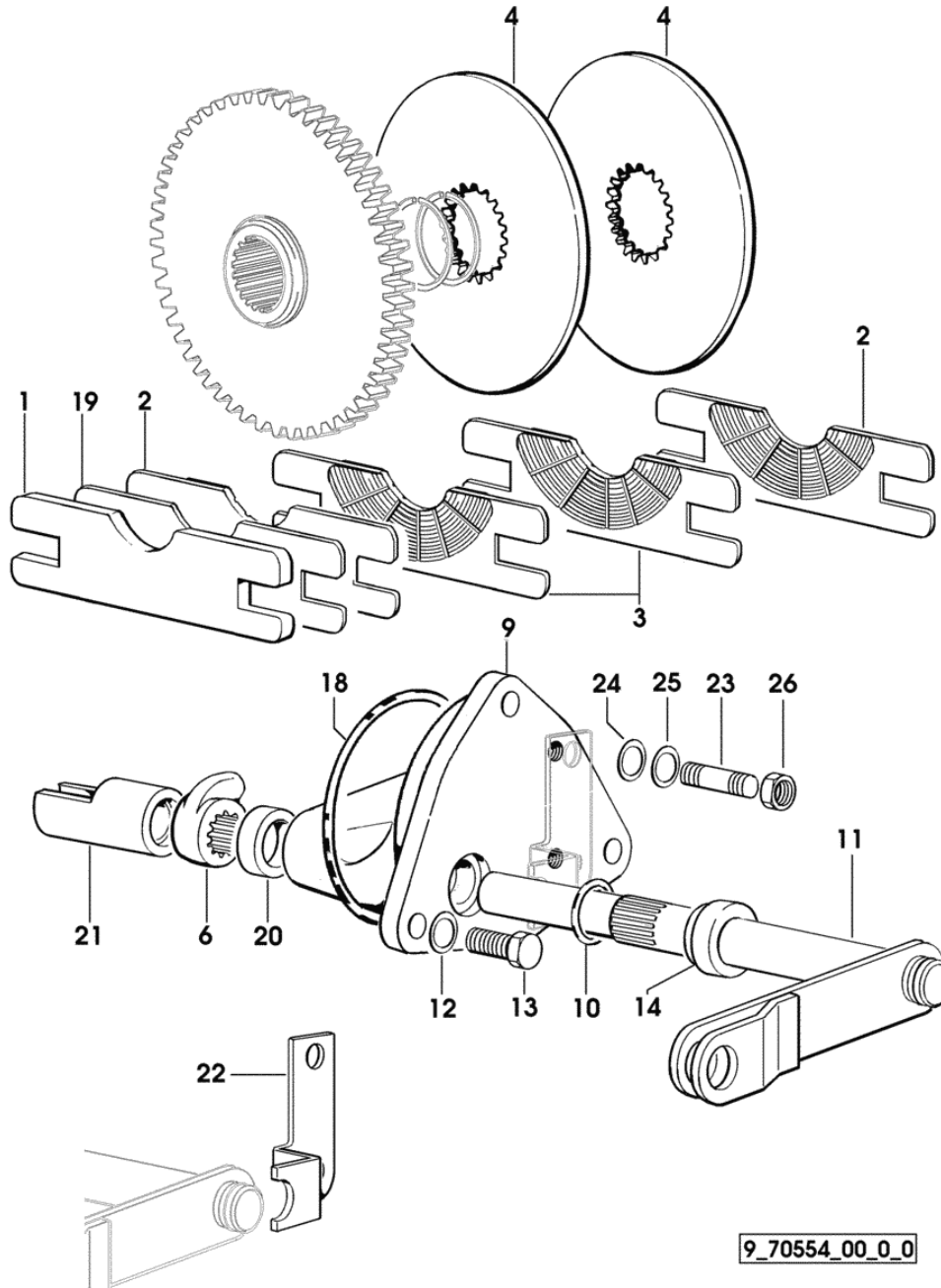
Fig.	Code	QTY	Name
8	0.255.4450.0	2	cup
9	2.1569.104.0	2	'o' ring 80 x 118.2 x 12



9\_64844\_11\_0\_0

Section: REAR AXLE  
HAND BRAKE

Fig.	Code	QTY	Name
1	0.008.5196.0/10	1	plate
2	0.008.5190.2/10	1	sector 1073 <- X AgroCompact F60 1016 <- X AgroCompact 70F3 1083 <- X AgroCompact 70F4 (...) <- X AgroCompact F80 (...) <- X AgroCompact F90
2	0.008.5190.2/10	2	sector -> 1074 X AgroCompact F60 -> 1017 X AgroCompact 70F3 -> 1084 X AgroCompact 70F4 -> (...) X AgroCompact F80 -> (...) X AgroCompact F90
3	0.008.5189.2/10	3	sector 1073 <- X AgroCompact F60 1016 <- X AgroCompact 70F3 1083 <- X AgroCompact 70F4 (...) <- X AgroCompact F80 (...) <- X AgroCompact F90
3	0.008.5189.2/10	2	sector -> 1074 X AgroCompact F60 -> 1017 X AgroCompact 70F3 -> 1084 X AgroCompact 70F4 -> (...) X AgroCompact F80 -> (...) X AgroCompact F90
4	0.008.5191.0	2	brake disc
6	0.171.5453.0	1	lever
9	0.008.4978.0/50	1	cover
10	2.1530.056.0	1	'o' ring 21.82 x 3.53
11	0.010.6717.2/10	1	lever
12	2.1475.203.7	3	washer 10.5
13	2.0113.311.7	3	screw m 10 p.1.5 x 30
14	2.1549.203.2	1	spacer 22.5x27x37x18.2
18	2.1530.501.0	1	'o' ring 101.27x2.62
19	0.009.9648.0	1	sector
20	2.1549.301.0	1	spacer 23x33x10
21	0.010.0266.0/10	1	spacer
22	0.010.0264.0	1	small plate
23	2.0422.203.7	2	stud bolt m 8 p.1.25 x 20
24	2.1470.004.2	2	washer 8
25	2.1310.004.3	2	washer 8.4x17
26	2.1011.105.2	2	nut m 8 p.1.25



Section: REAR AXLE

**HAND BRAKE - FOR MODELS WITH PLATFORM**

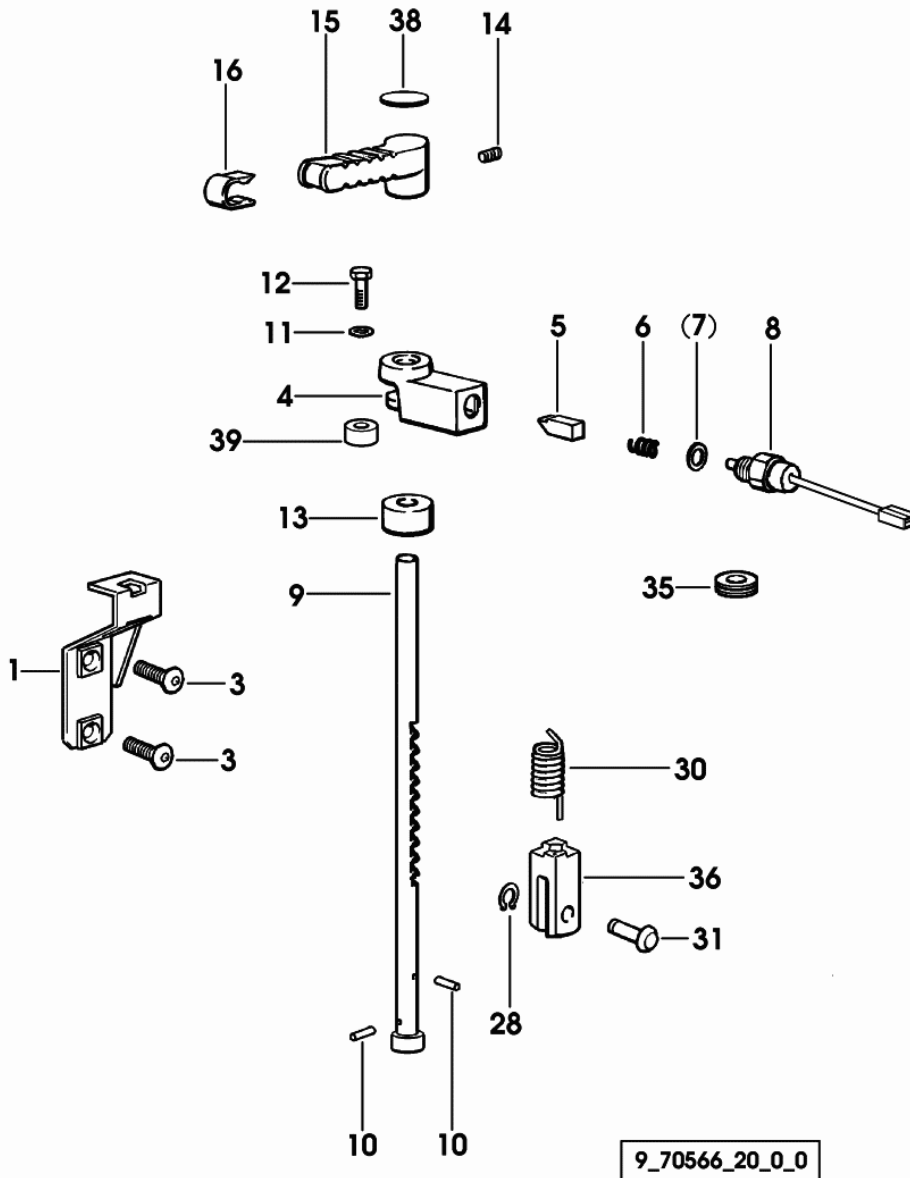


Fig.	Code	QTY	Name
1	0.010.5464.2/30	1	support
3	2.0342.507.6	2	screw m 12 p.1.75 x 25
4	0.007.3834.0/20	1	support
5	0.007.3835.0/10	1	ratchet
			1110 <- X AgroCompact F60
			1021 <- X AgroCompact 70F3
			1161 <- X AgroCompact 70F4
			1185 <- X AgroCompact F80
			1066 <- X AgroCompact F90
5	0.007.3835.0/20	1	ratchet
			-> 1111 X AgroCompact F60
			-> 1022 X AgroCompact 70F3
			-> 1162 X AgroCompact 70F4
			-> 1186 X AgroCompact F80
			-> 1067 X AgroCompact F90
6	2.4019.434.2	1	spring 6.4x9.6x13.9
7	2.1549.537.2	1	spacer 25x14x4
			1110 <- X AgroCompact F60
			1021 <- X AgroCompact 70F3
			1161 <- X AgroCompact 70F4
			1185 <- X AgroCompact F80
			1066 <- X AgroCompact F90
8	2.7659.501.0	1	switch
			1110 <- X AgroCompact F60
			1021 <- X AgroCompact 70F3
			1161 <- X AgroCompact 70F4
			1185 <- X AgroCompact F80
			1066 <- X AgroCompact F90
8	2.7659.237.0	1	switch
			-> 1111 X AgroCompact F60
			-> 1022 X AgroCompact 70F3
			-> 1162 X AgroCompact 70F4
			-> 1186 X AgroCompact F80
			-> 1067 X AgroCompact F90
9	0.010.4452.0/10	1	rod
10	2.1630.212.9	2	roll pin 3x28
11	2.1310.004.2	2	flat washer 8.5
12	2.0112.211.2	2	screw m 8 p.1.25 x 30
13	2.1549.068.0/20	1	rubber plug 12.5x30x15
14	2.0599.084.1/10	1	screw m 8 p.1x14.5
15	0.007.3833.0/10	1	knob
16	0.009.0140.0	1	coupling
28	2.1410.002.1	1	circlip 12
30	2.4099.116.2	1	spring

Section: S.A.C.  
**REGULATING DISTRIBUTOR**

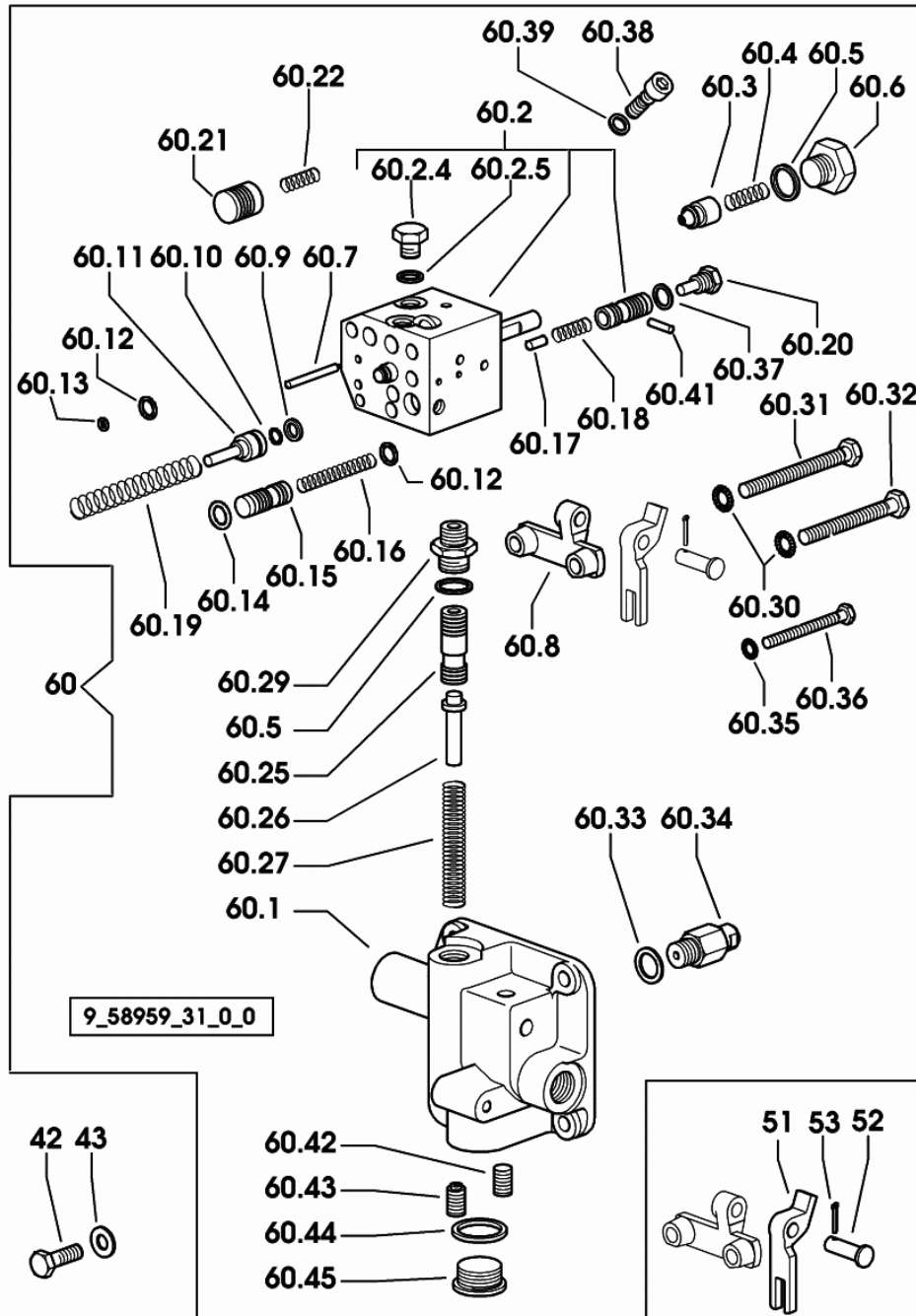


Fig.	Code	QTY	Name
42	2.0312.208.2	4	screw m 8 p.1.25 x 25
43	2.1480.014.1	4	washer 8
51	0.009.2388.0/10	1	lever
52	2.1671.307.2	1	pin 8x28
53	2.1690.206.2	1	split pin 2x16
60	0.009.2977.4/70	1	distributor
60.1	0.009.2977.3/40	1	manifold
60.2	0.009.2383.3/60	1	distributor
60.2.4	2.3110.401.1	3	plug m 10 p.1x8
60.2.5	2.1560.005.0	3	gasket 10.2 x 14
60.3	0.9087.452.3/10	1	valve
60.4	2.4019.257.1	1	spring 8.8x25x1.1
60.5	2.1560.011.0	2	gasket 16.2x20
60.6	2.3199.062.2	1	plug m 16 p.1.5
60.7	0.9087.450.0/20	1	stem
60.8	0.009.2387.0/30	1	support
60.9	0.9087.456.0	1	washer
60.10	2.1420.002.0	1	circlip a 8
60.11	0.009.3002.0/10	1	small piston
60.12	2.1531.025.0	3	'o' ring 10.82x1.78
60.13	2.1531.009.0	1	'o' ring 5.28x1.78
60.14	2.1531.033.0	1	'o' ring 13.11x2.62
60.15	0.9087.457.0/10	1	valve
60.16	2.4019.256.1	1	spring 7.8 x 54 x 1.4
60.17	2.1699.155.0	1	pin 5x11.5
60.18	2.4019.258.1	1	spring 7.8x25.5x0.9
60.19	2.4019.487.1	1	spring
60.20	2.3199.061.2	1	plug m 10 p.1
60.21	0.9087.451.0/20	1	small piston
60.22	2.4019.257.1	1	spring 8.8x25x1.1
60.25	0.009.3324.0/10	1	small piston
60.26	0.9087.468.0	1	pin
60.27	2.4019.006.1	1	spring 12.2x70x1.2
60.29	2.3261.007.2	1	pipe fitting m 16 p.1.5-9/16"
60.30	2.1470.004.2	3	washer 8
60.31	2.0112.225.2	2	screw m 8 p.1.25 x 80
60.32	2.0112.223.2	1	screw m 8 p.1.25x70
60.33	2.1560.010.0	1	gasket 14.2 x 20 x 1.5
60.34	0.9087.464.3	1	valve
60.35	2.1470.002.2	1	washer 6, d128
60.36	2.0112.021.2	1	screw m 6 p.1 x 60
60.37	2.1569.095.0	1	gasket 10.4x14x1.2
60.38	0.009.3363.3	1	screw
60.39	2.1560.003.0	1	gasket 8.2 x 12

Section: S.A.C.

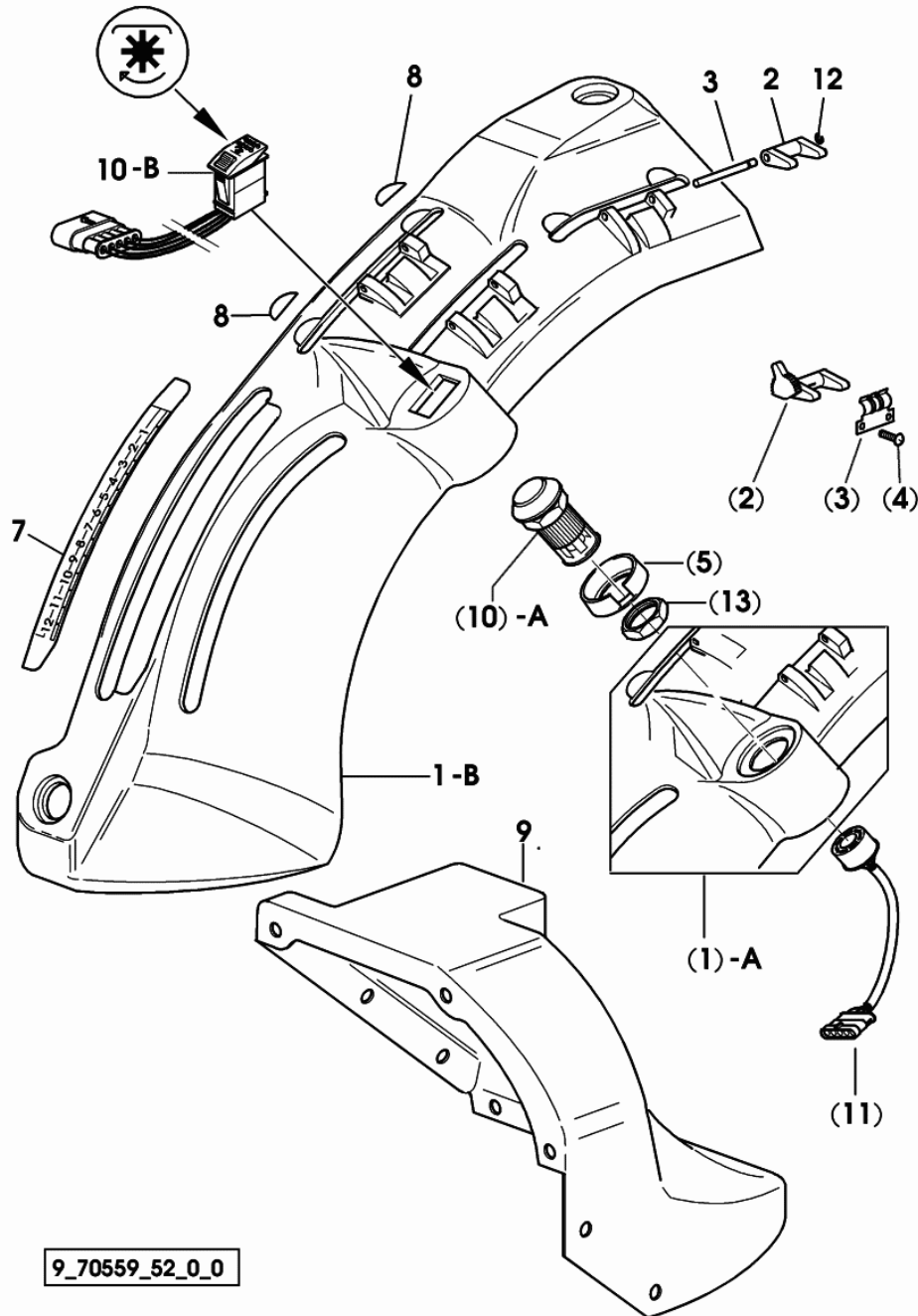
**CONTROL CONSOLE FOR POWER-LIFT**

Fig.	Code	QTY	Name
------	------	-----	------

**Notes:**

- (...) <- FOR TYPES WITH FENDERS

1	0.010.5350.0/10	1	console 1051 <- X AgroCompact F60 1009 <- X AgroCompact 70F3 1061 <- X AgroCompact 70F4 1056 <- X AgroCompact F80 1014 <- X AgroCompact F90 - A
1	0.010.5350.0/20	1	console -> 1052 - (...) <- X AgroCompact F60 -> 1010 - (...) <- X AgroCompact 70F3 -> 1062 - (...) <- X AgroCompact 70F4 -> 1057 - (...) <- X AgroCompact F80 -> 1015 - (...) <- X AgroCompact F90 - A
1	0.012.4081.0	1	console -> (...) - 1110 <- X AgroCompact F60 -> (...) - 1021 <- X AgroCompact 70F3 -> (...) - 1161 <- X AgroCompact 70F4 -> (...) - 1186 <- X AgroCompact F80 -> (...) - 1067 <- X AgroCompact F90 - B
1	0.012.6848.0	1	console dx/rh/re -> 1111 X AgroCompact F60 -> 1022 X AgroCompact 70F3 -> 1162 X AgroCompact 70F4 -> 1187 X AgroCompact F80 -> 1068 X AgroCompact F90 - B
2	0.010.7487.0/20	3	stop 1051 <- X AgroCompact F60 1009 <- X AgroCompact 70F3 1061 <- X AgroCompact 70F4 1056 <- X AgroCompact F80 1014 <- X AgroCompact F90 - B
2	0.011.6359.0	3	fork -> 1052 X AgroCompact F60 -> 1010 X AgroCompact 70F3 -> 1062 X AgroCompact 70F4 -> 1057 X AgroCompact F80 -> 1015 X AgroCompact F90 - B
3	0.010.7139.0/20	3	spring



9\_70559\_52\_0\_0

Section: S.A.C.

**CONTROL TIE RODS AND LEVERS - FOR TYPES WITH FENDERS**

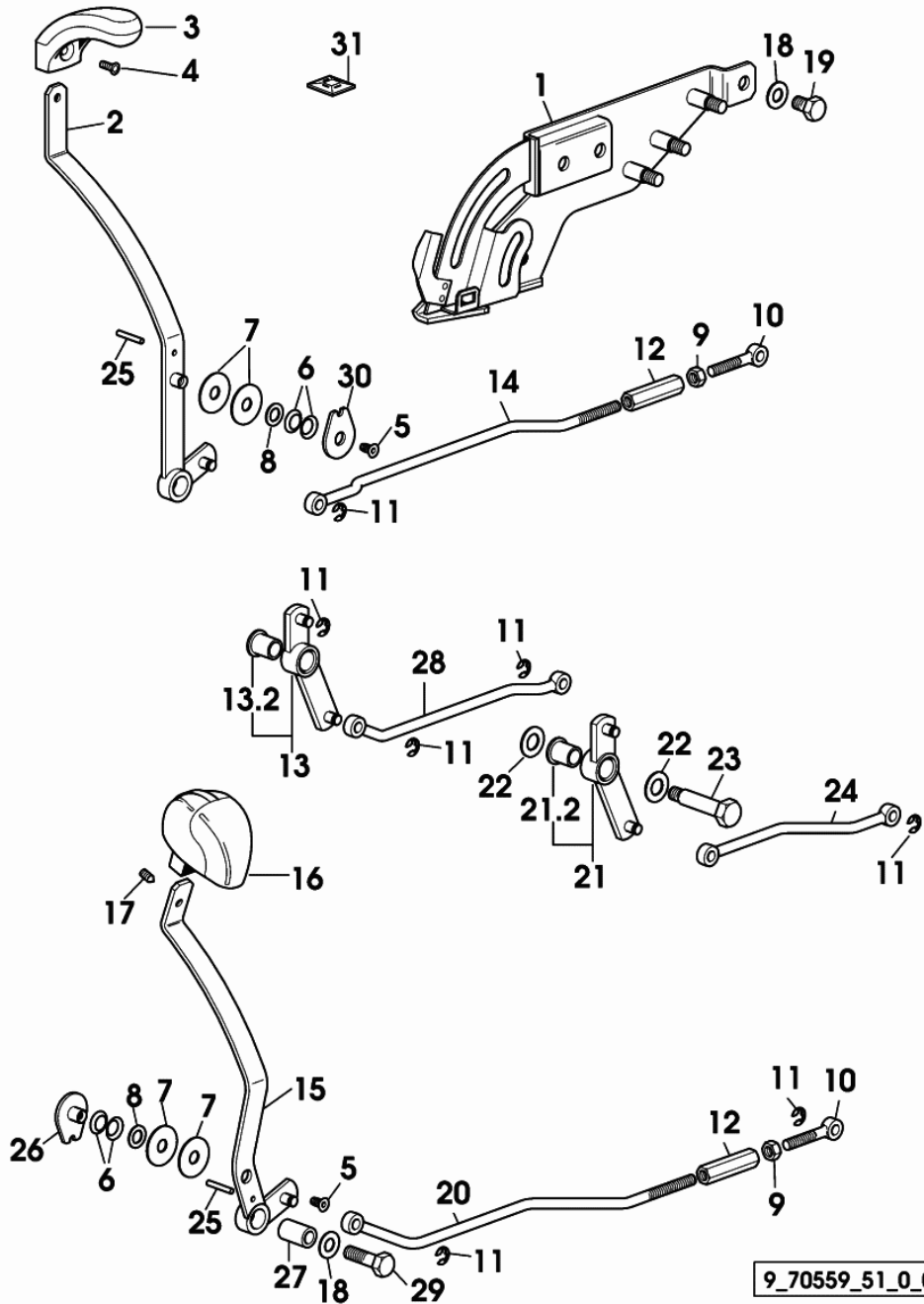


Fig.	Code	QTY	Name
------	------	-----	------

**Notes:**

(...) <- X AgroCompact F60    (...) <- X AgroCompact 70F3    (...) <- X AgroCompact 70F4    (...) <- X AgroCompact F80    (...) <- X AgroCompact F90

1	0.010.8287.3/20	1	plate
2	0.010.8419.3/10	1	lever
3	0.010.4167.0/10	1	grip
4	2.0342.203.3	1	screw m 6 p.1.0 x 16
5	2.0399.239.6	2	screw m 6 x 12
6	2.4099.108.7	4	spring 10.2 x 28 x 0.8
7	0.010.4163.0	4	ring
8	2.1599.777.2	2	washer 31.5
9	2.1019.127.2	2	nut m 8 p.1.25 x 6.8, sx/lh/li
10	0.010.4186.0	2	tip m 8
11	2.1430.007.2	8	circlip 6, d128
12	0.010.8412.0/10	2	sleeve
13	0.010.8414.3	1	lever
13.2	2.1559.366.0	1	bushing 12 x 21 x 20
14	0.010.8409.0/10	1	rod
15	0.010.8420.3/10	1	lever
16	0.010.4168.0/20	1	grip
17	2.0532.104.7	1	grain m 6 p.1 x 12
18	2.1310.006.2	4	flat washer 10.5
19	2.0112.305.2	3	screw m 10 p.1.5 x 16
20	0.010.8408.0	1	rod
21	0.010.8413.3	1	clutch lever
21.2	2.1559.366.0	1	bushing 12 x 21 x 20
22	2.1310.007.2	2	flat washer 13.5
23	0.010.1916.0	1	pin 12x65.5
24	0.010.8410.0	1	rod
25	2.1632.406.2	2	pin 4 x 14
26	0.010.6943.3	1	friction ring
27	2.1549.416.0	1	spacer
28	0.010.8411.0	1	rod
29	2.0112.315.2	1	screw m 10 p.1.5 x 40
30	0.010.4212.0	1	small plate
31	01179020	1	wire guide

Section: S.A.C.

**SENSING ELEMENTS WITH ELECTRONIC CONTROL**

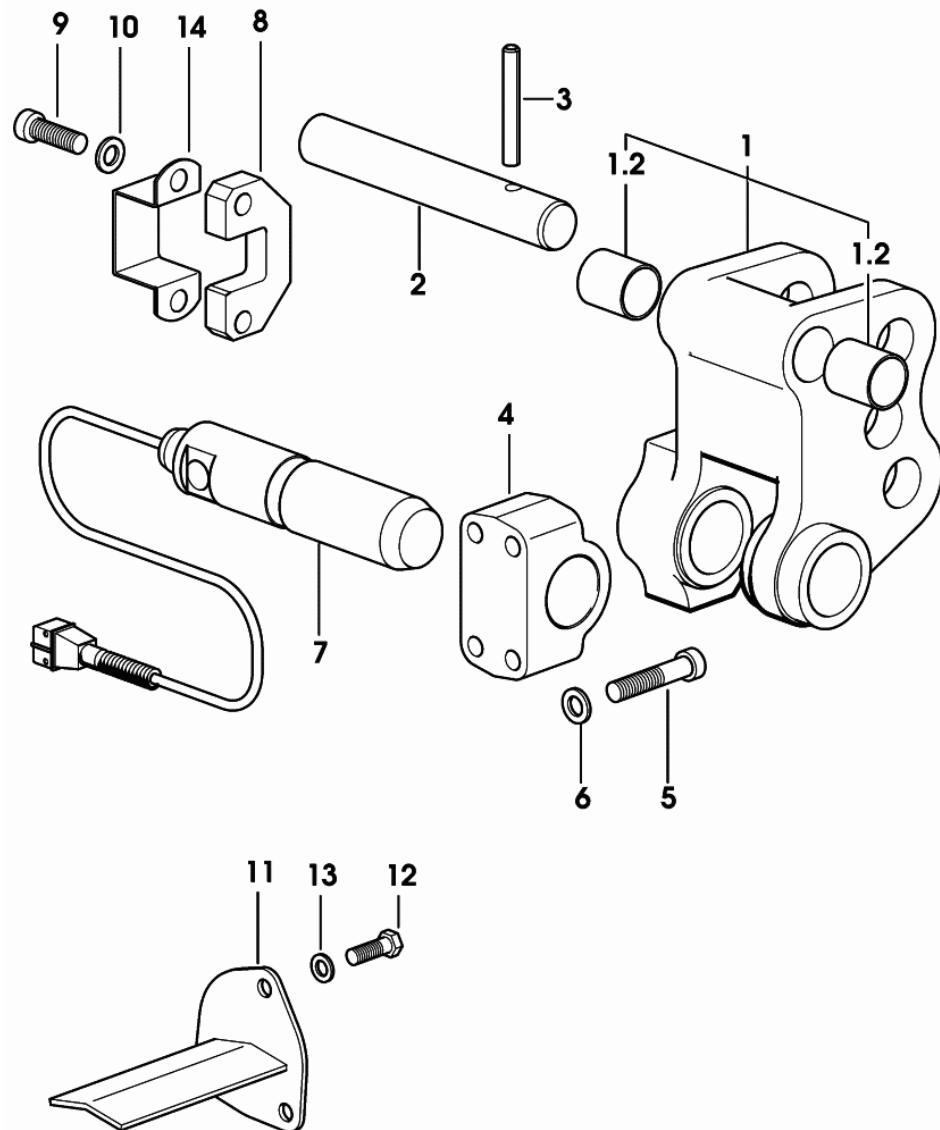


Fig.	Code	QTY	Name
1	0.011.2297.3/10	1	bracket
1.2	2.1559.332.0	2	bushing 25 x 28 x 30
2	0.009.2402.0/10	1	pin
3	2.1631.721.0	1	roll pin 8 x 60
4	0.011.2298.0	1	support
5	2.0312.317.2	4	screw m 10 x 55
6	2.1480.015.1	4	washer 10
7	0.011.2164.0/10	1	pin
8	0.011.2296.0	1	bracket
9	2.0312.310.2	2	screw m 10 p.1.5 x 30
10	2.1480.015.1	2	washer 10
11	0.011.2294.3	1	cover
12	2.0112.205.2	3	screw m 8 p.1.25 x 16
13	2.1470.004.2	3	washer 8
14	0.011.4863.0	1	bracket

9\_70659\_61\_0\_0

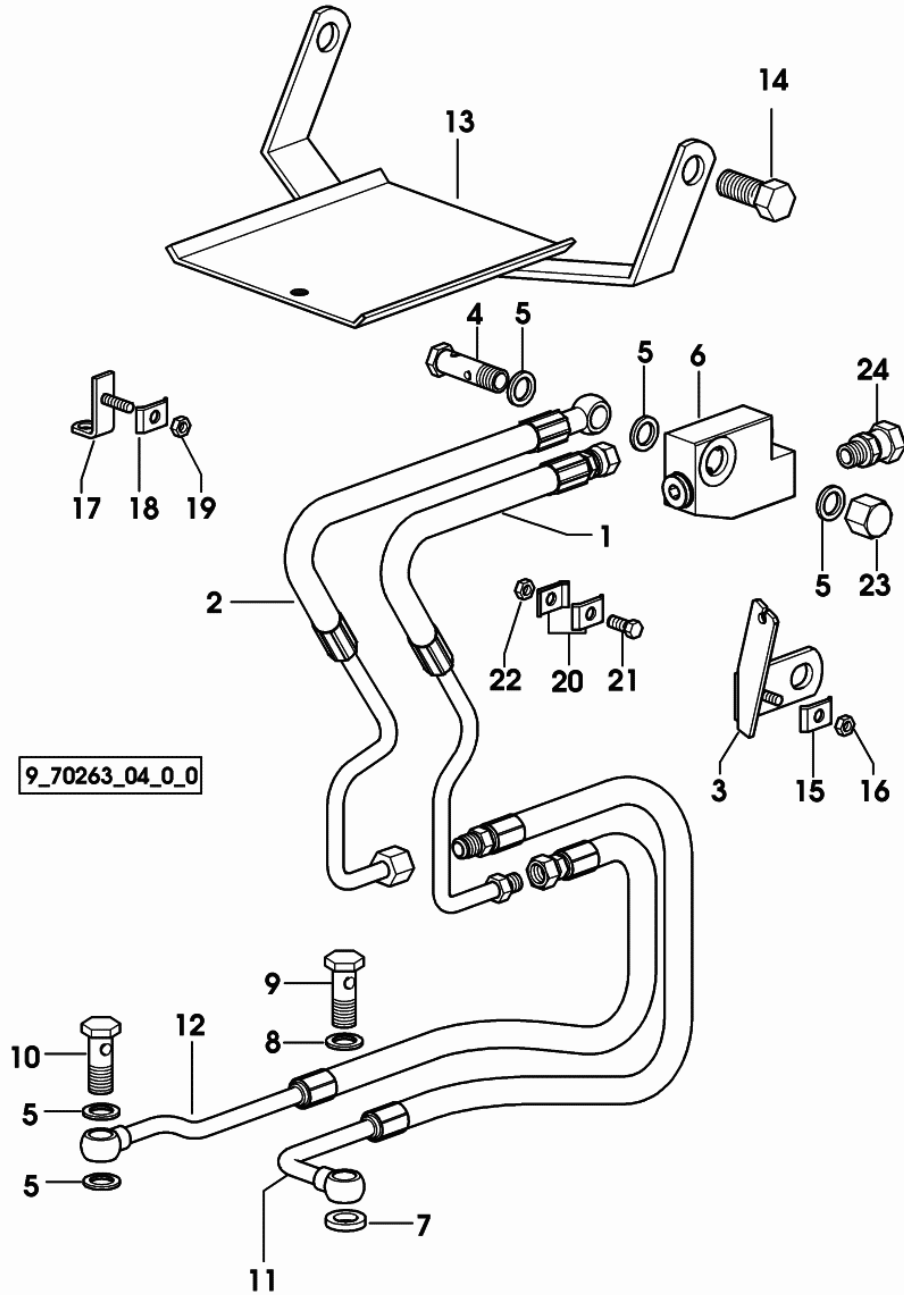
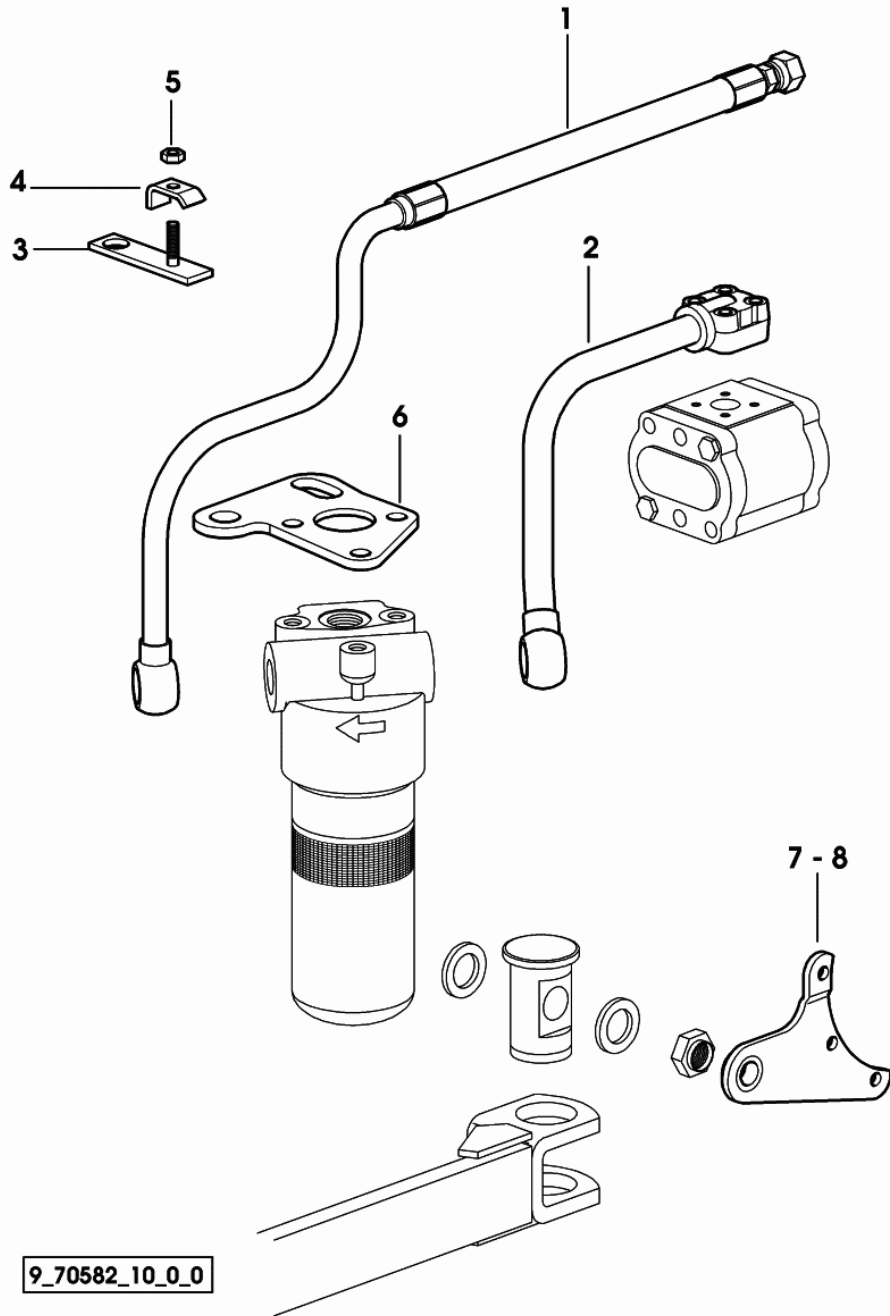


Fig.	Code	QTY	Name
1	0.010.9362.3/10	1	tube
2	0.010.9361.3/10	1	tube
3	0.010.8832.3	1	bracket
4	2.3339.491.2	1	pipe union m 14 p.1.5x47
5	2.1560.010.0	5	gasket 14.2 x 20 x 1.5
6	0.013.5568.4	1	small block
7	2.1599.683.0	1	snoulder 14.5x23x4
8	2.1560.010.0	1	gasket 14.2 x 20 x 1.5
9	2.3332.004.2	1	pipe union m 14 p.1.5 x 27
10	2.3332.004.2	1	pipe union m 14 p.1.5 x 27
11	0.010.9360.3/10	1	tube
12	0.010.9363.3	1	tube
13	0.011.0608.2/10	1	shield
14	2.0112.605.2	2	screw m 16 p.2x16
15	0.200.8152.0	1	small plate
16	2.1011.103.2	1	nut m 6 p.1
17	0.010.8834.3	1	bracket
18	0.200.8152.0	1	small plate
19	2.1011.103.2	1	nut m 6 p.1
20	0.200.8152.0	4	small plate
21	2.0112.009.2	2	screw m 6 p.1 x 25
22	2.1011.103.2	2	nut m 6 p.1
23	2.3199.269.2	1	pipe union m 14 p.1.5
24	2.3339.726.2	1	pipe fitting

**PUMP FILTER SUCTION - STANDARD TYPE**

Fig.	Code	QTY	Name
1	0.010.9355.3	1	tube 1075 <- X AgroCompact F60 (...) <- X AgroCompact 70F3 1084 <- X AgroCompact 70F4 1098 <- X AgroCompact F80 1036 <- X AgroCompact F90
1	0.011.8443.3	1	tube -> 1076 X AgroCompact F60 -> (...) X AgroCompact 70F3 -> 1085 X AgroCompact 70F4 -> 1099 X AgroCompact F80 -> 1037 X AgroCompact F90
2	0.010.9336.3	1	tube 1051 <- X AgroCompact F60 1009 <- X AgroCompact 70F3 1061 <- X AgroCompact 70F4 1049 <- X AgroCompact F80 1014 <- X AgroCompact F90
2	0.011.6454.3	1	tube -> 1052 X AgroCompact F60 -> 1010 X AgroCompact 70F3 -> 1062 X AgroCompact 70F4 -> 1050 X AgroCompact F80 -> 1015 X AgroCompact F90
3	0.264.6374.2/20	1	bracket
4	0.176.6359.0	1	clamp
5	2.1011.103.2	1	nut m 6 p.1
6	0.010.7953.0	1	bracket -> 1050 X AgroCompact F60 -> 1008 X AgroCompact 70F3 -> 1056 X AgroCompact 70F4 -> 1045 X AgroCompact F80 -> 1011 X AgroCompact F90
7	0.013.1156.2/10	1	bracket dx/rh/re
8	0.013.1157.2/10	1	bracket sx/lh/li



9\_70582\_10\_0\_0

**OIL FLOW CONTROL VALVE CASING - ELECTROHYDR. CONTROLS**

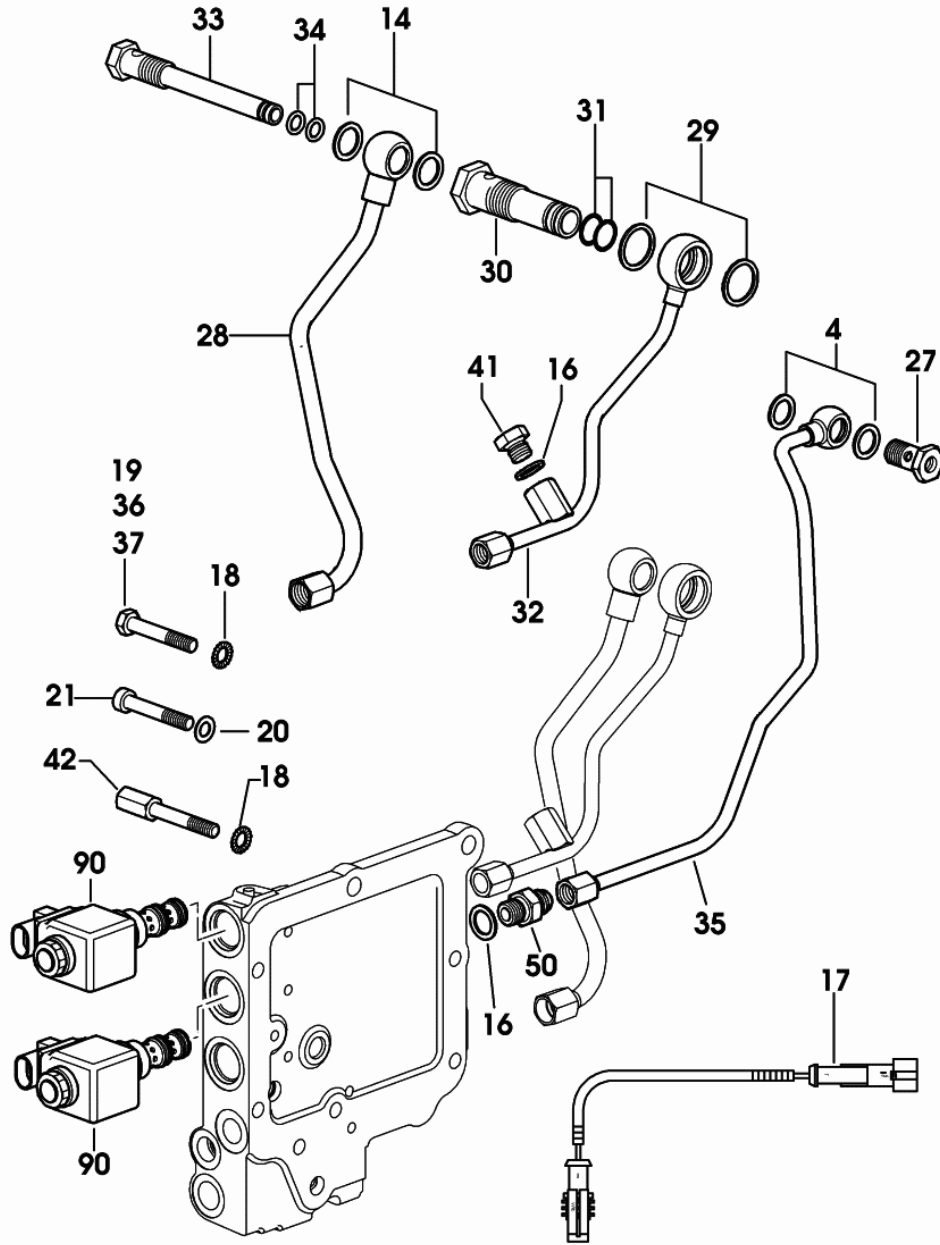
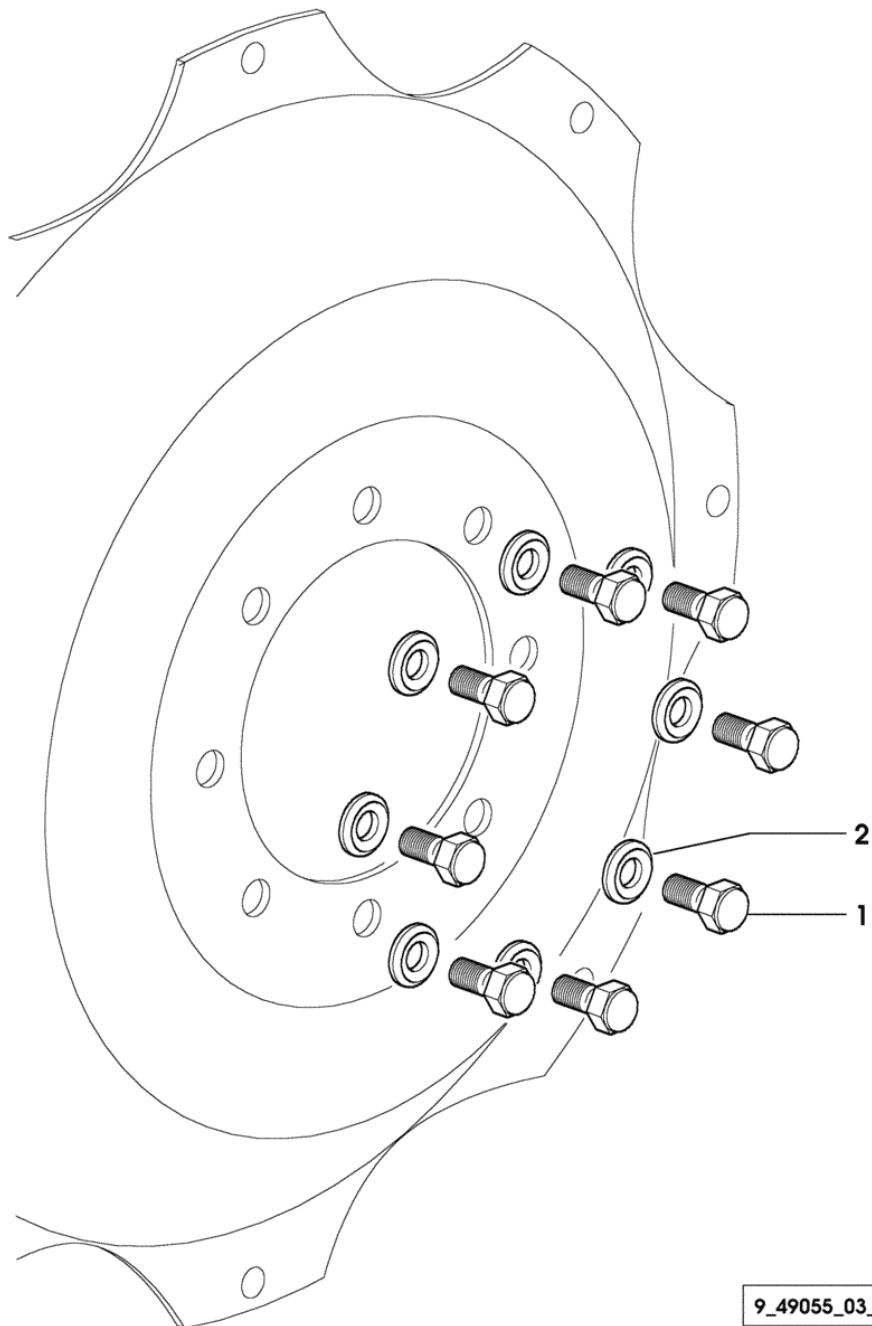


Fig.	Code	QTY	Name
50	2.3261.004.2	1	-> 1015 X AgroCompact 70F3 -> 1074 X AgroCompact 70F4 -> 1071 X AgroCompact F80 -> 1023 X AgroCompact F90 pipe fitting m 12 p.1.25-1/2"
90	2.3729.697.0	2	-> 1074 X AgroCompact F60 -> 1017 X AgroCompact 70F3 -> 1084 X AgroCompact 70F4 -> (...) X AgroCompact F80 -> (...) X AgroCompact F90 electro valve 13V - 20W COMPONENT PARTS SEE COMPONENTS LIST ☞ 2.3729.697.0 ☞ 06.00.26

9\_70582\_04\_0\_A

Section: WHEELS  
**REAR WHEEL BOLTS**

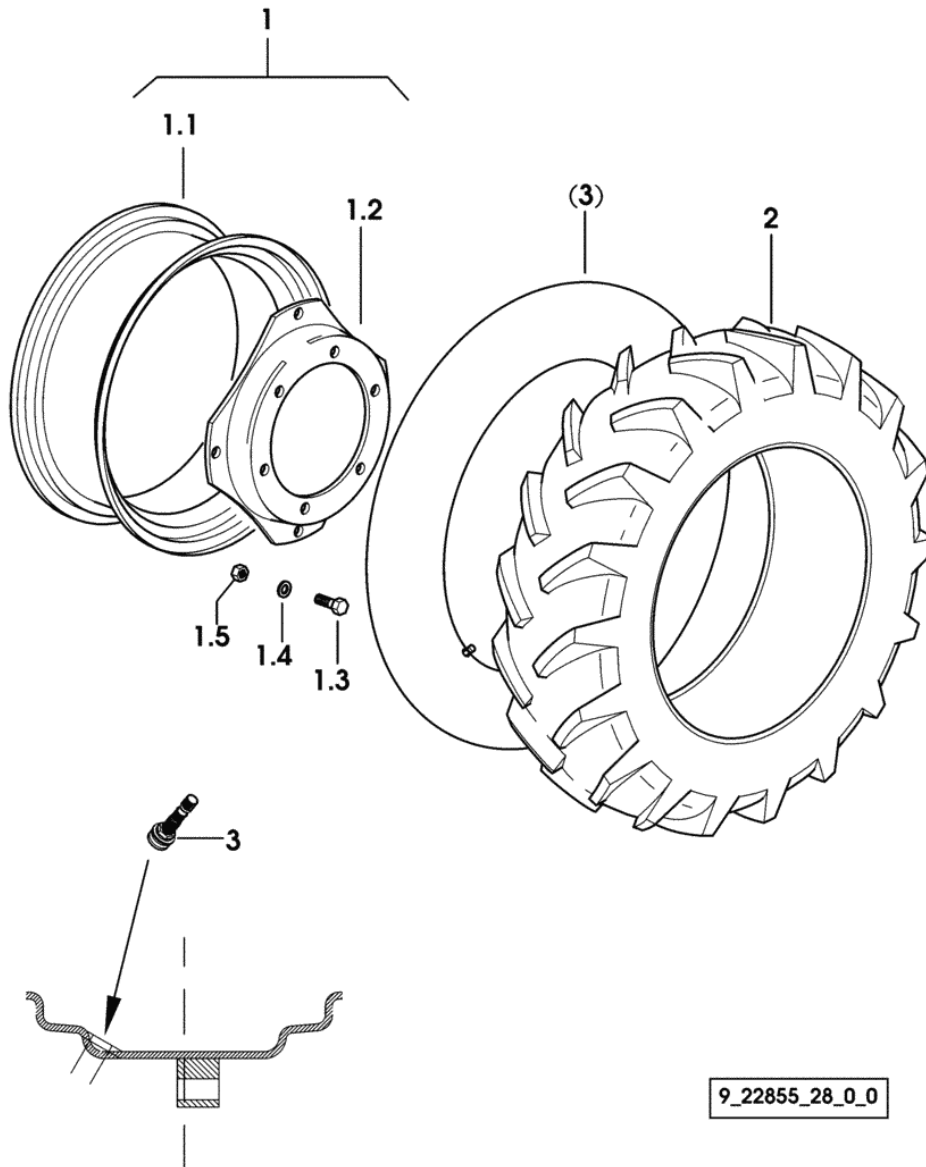
Fig.	Code	QTY	Name
1	2.0399.129.6	16	screw m 18 p.1.5 x 38
2	2.1599.501.6/10	16	washer 19 x 40 x 7.5



9\_49055\_03\_0\_0

Section: WHEELS  
**WHEELS 240/70 R16"**

Fig.	Code	QTY	Name
1	0.000.0000.1	0	not serviceable
1.1	0.012.3878.3	1	rim W 8x16" C/BL
1.2	0.010.7432.0/10	1	rim center flange
1.3	2.0122.521.6	4	screw m 14 p.1.5 x 60
1.4	2.1475.105.6	4	conical washer 15 x 27
1.5	2.1011.308.6	4	nut m 14 p.1.5
2	2.4811.120.0	2	tyre 240/70 R16"
3	2.4820.017.0	2	air chamber x 7.50-16 (...) <- X AgroCompact F60 (...) <- X AgroCompact 70F3 (...) <- X AgroCompact 70F4 (...) <- X AgroCompact F80 (...) <- X AgroCompact F90
3	0.012.6364.0	2	valve -> (...) X AgroCompact F60 -> (...) X AgroCompact 70F3 -> (...) X AgroCompact 70F4 -> (...) X AgroCompact F80 -> (...) X AgroCompact F90



CLICK HERE TO **DOWNLOAD** THE COMPLETE MANUAL

- Thank you very much for reading the preview of the manual.
- You can download the complete manual from: [www.heydownloads.com](http://www.heydownloads.com) by clicking the link below



- Please note: If there is no response to CLICKING the link, please download this PDF first and then click on it.

CLICK HERE TO **DOWNLOAD** THE COMPLETE MANUAL